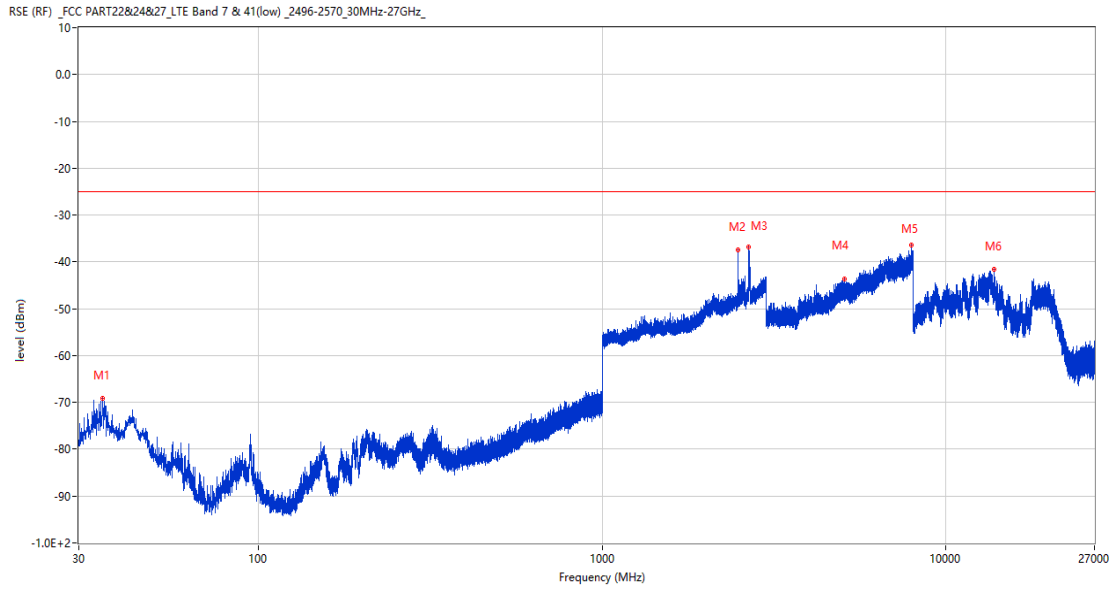
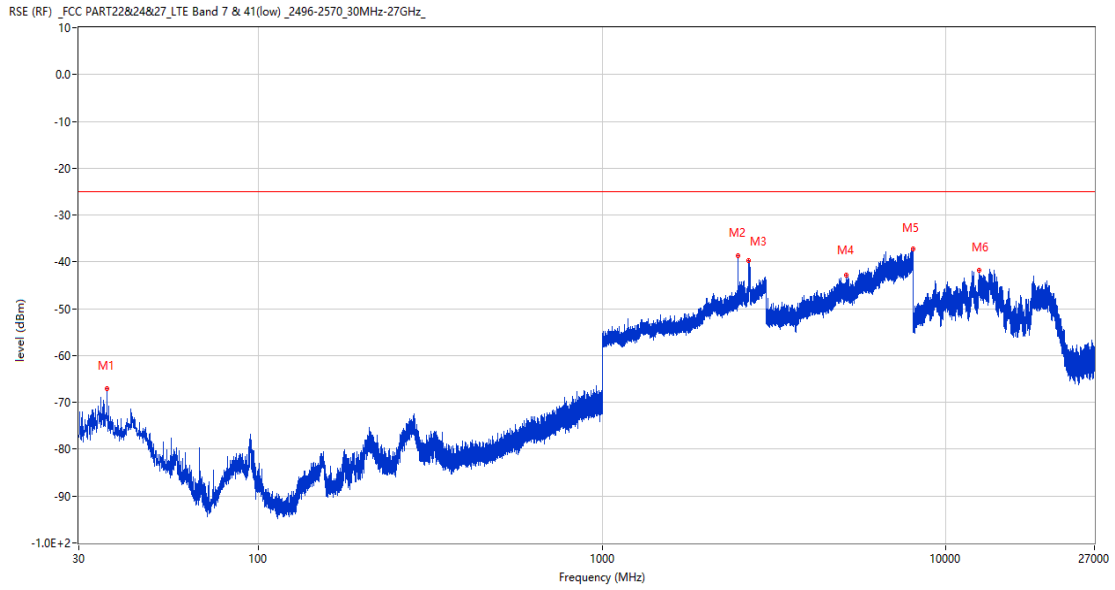


RSE-V&V CH21251 20M RB1 LOW CH21395 10M RB1 HIGH



Frequency (MHz)	Result (dBm)	Factor (dB)	PK Limit (dBm)	Over Limit (dB)	Table (o)	ANT	EUT	Verdict
35.190	-69.16	-22.80	-25.0	-44.16	325.00	Vertical	Vertical	Pass
2486.700	-37.42	8.82	-25.0	-12.42	347.00	Vertical	Vertical	N/A
2663.000	-36.84	8.89	-25.0	-11.84	142.00	Vertical	Vertical	N/A
5075.750	-43.69	12.19	-25.0	-18.69	280.00	Vertical	Vertical	Pass
7915.000	-36.46	18.19	-25.0	-11.46	354.00	Vertical	Vertical	Pass
13799.999	-41.67	17.01	-25.0	-16.67	343.00	Vertical	Vertical	Pass

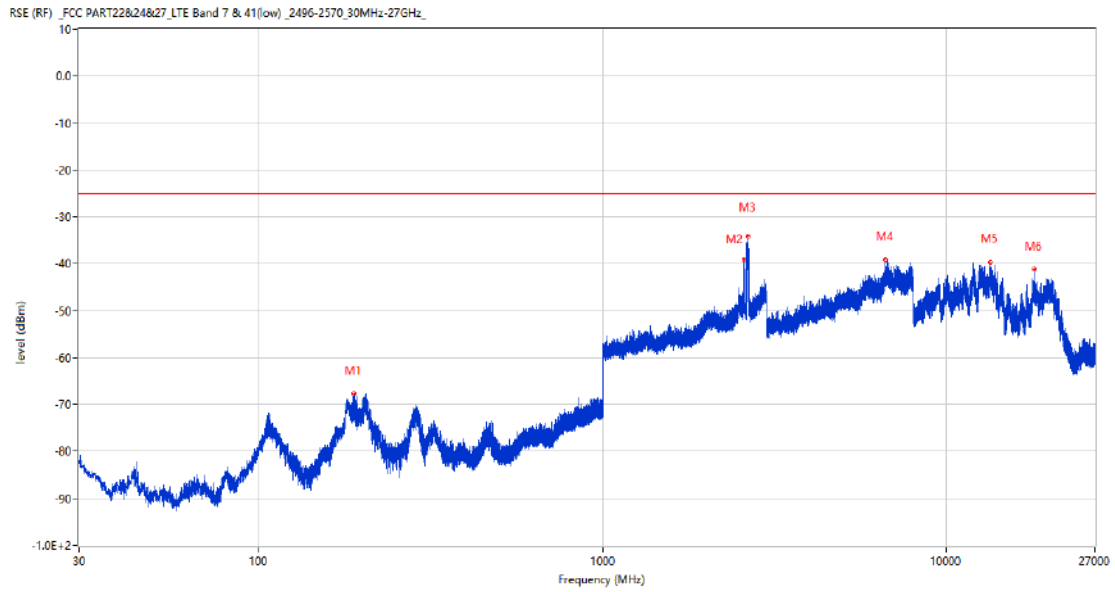
RSE-V&H CH21251 20M RB1 LOW CH21395 10M RB1 HIGH



Frequency (MHz)	Result (dBm)	Factor (dB)	PK Limit (dBm)	Over Limit (dB)	Table (o)	ANT	EUT	Verdict
36.257	-67.08	-21.55	-25.0	-42.08	323.00	Vertical	Horizontal	Pass
2486.400	-38.70	8.81	-25.0	-13.70	76.00	Vertical	Horizontal	N/A
2662.700	-39.70	8.85	-25.0	-14.70	141.00	Vertical	Horizontal	N/A
5115.500	-42.83	12.25	-25.0	-17.83	82.00	Vertical	Horizontal	Pass
7997.250	-37.15	18.86	-25.0	-12.15	92.00	Vertical	Horizontal	Pass
12466.425	-41.86	14.42	-25.0	-16.86	190.00	Vertical	Horizontal	Pass

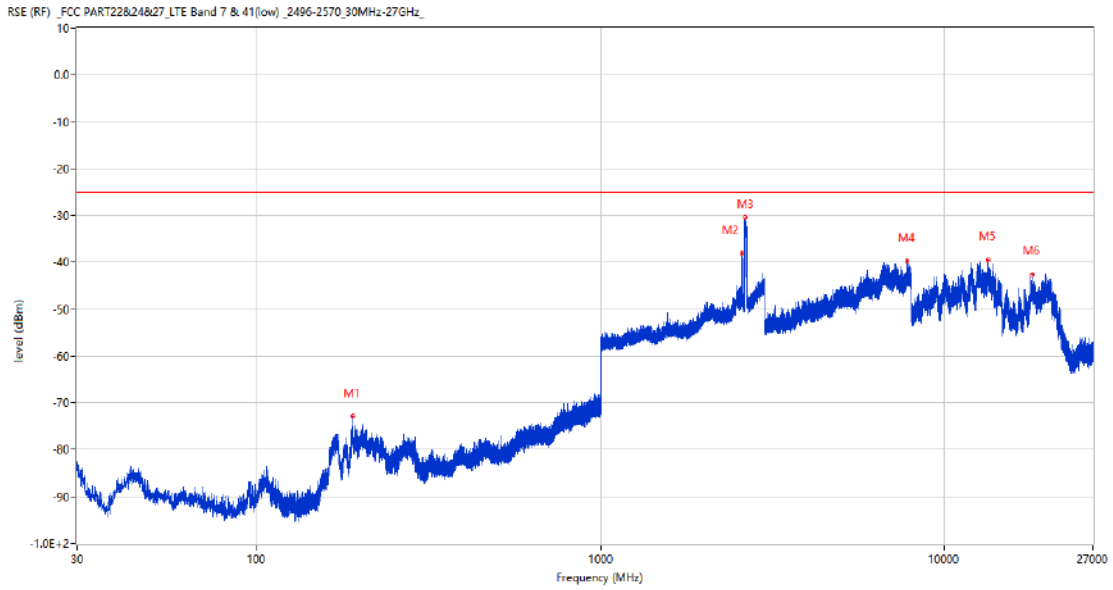
15.4 CA_7C 20MHz+20MHz, QPSK, Low Channel

RSE-H&H CH20850 20M RB1 LOW CH21048 20M RB1 HIGH



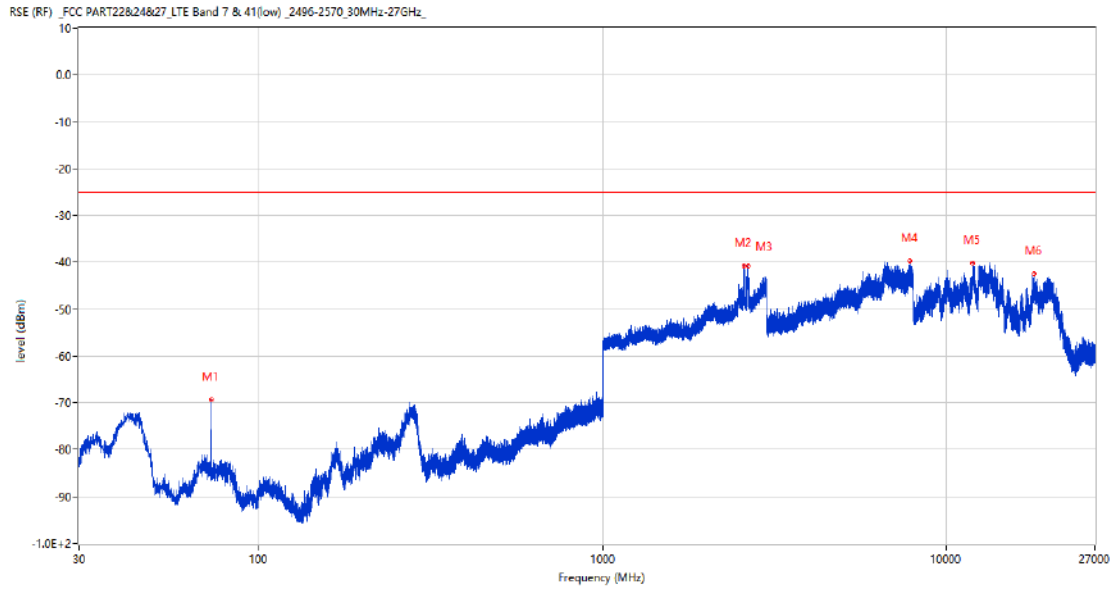
Frequency (MHz)	Result (dBm)	Factor (dB)	PK Limit (dBm)	Over Limit (dB)	Table (o)	ANT	EUT	Verdict
188.595	-67.78	-16.48	-25.0	-42.78	140.00	Horizontal	Horizontal	Pass
2577.200	-39.18	8.54	-25.0	-14.18	344.00	Horizontal	Horizontal	N/A
2648.000	-34.16	8.49	-25.0	-9.16	318.00	Horizontal	Horizontal	N/A
6643.500	-39.09	15.14	-25.0	-14.09	8.00	Horizontal	Horizontal	Pass
13349.812	-39.78	16.53	-25.0	-14.78	64.00	Horizontal	Horizontal	Pass
17949.338	-41.15	14.07	-25.0	-16.15	41.00	Horizontal	Horizontal	Pass

RSE-H&V CH20850 20M RB1 LOW CH21048 20M RB1 HIGH



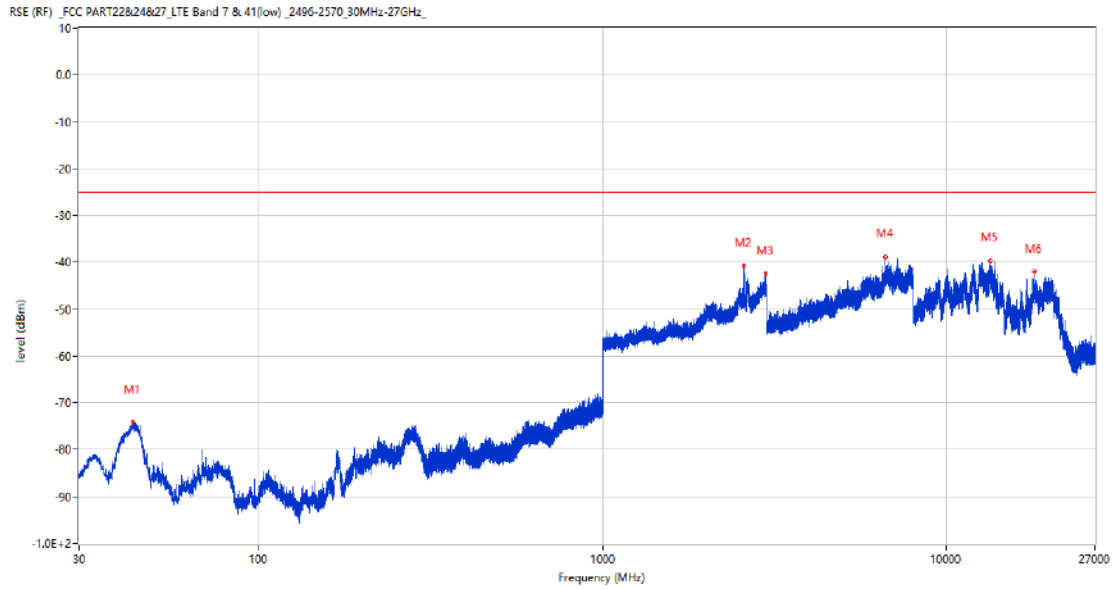
Frequency (MHz)	Result (dBm)	Factor (dB)	PK Limit (dBm)	Over Limit (dB)	Table (o)	ANT	EUT	Verdict
190.098	-72.92	-16.30	-25.0	-47.92	147.00	Horizontal	Vertical	Pass
2577.300	-37.97	8.55	-25.0	-12.97	179.00	Horizontal	Vertical	N/A
2625.500	-30.42	7.15	-25.0	-5.42	119.00	Horizontal	Vertical	N/A
7779.000	-39.81	15.30	-25.0	-14.81	57.00	Horizontal	Vertical	Pass
13356.375	-39.47	16.60	-25.0	-14.47	242.00	Horizontal	Vertical	Pass
17962.988	-42.69	13.77	-25.0	-17.69	70.00	Horizontal	Vertical	Pass

RSE-V&V CH20850 20M RB1 LOW CH21048 20M RB1 HIGH



Frequency (MHz)	Result (dBm)	Factor (dB)	PK Limit (dBm)	Over Limit (dB)	Table (o)	ANT	EUT	Verdict
72.438	-69.33	-20.15	-25.0	-44.33	6.00	Vertical	Vertical	Pass
2577.300	-40.80	8.55	-25.0	-15.80	351.00	Vertical	Vertical	N/A
2642.700	-40.85	8.57	-25.0	-15.85	192.00	Vertical	Vertical	N/A
7812.250	-39.63	16.35	-25.0	-14.63	301.00	Vertical	Vertical	Pass
11934.425	-40.15	13.99	-25.0	-15.15	65.00	Vertical	Vertical	Pass
17969.287	-42.38	13.61	-25.0	-17.38	61.00	Vertical	Vertical	Pass

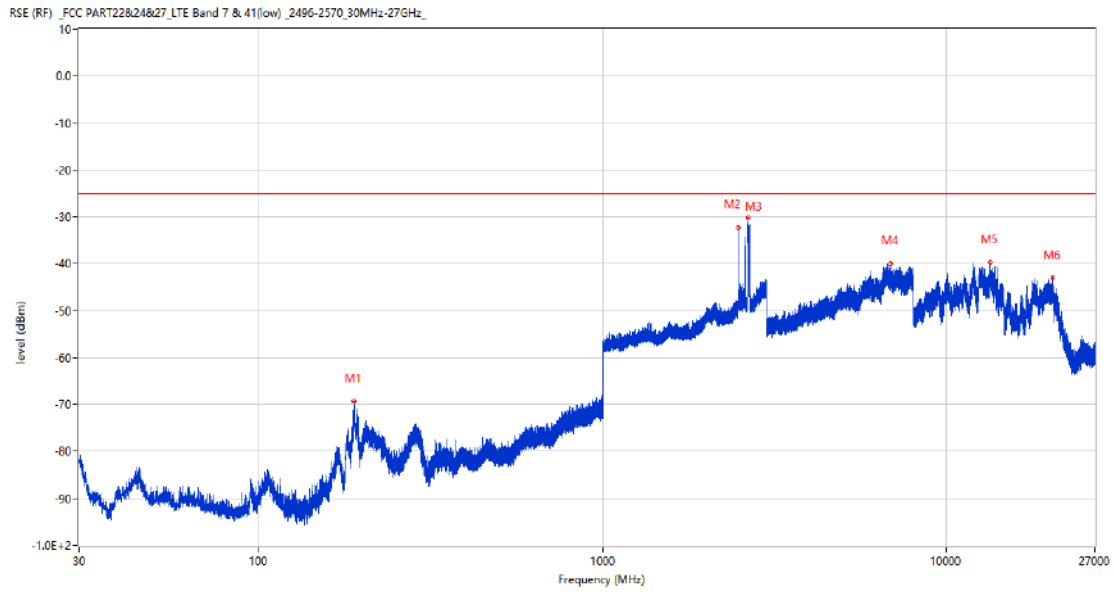
RSE-V&H CH20850 20M RB1 LOW CH21048 20M RB1 HIGH



Frequency (MHz)	Result (dBm)	Factor (dB)	PK Limit (dBm)	Over Limit (dB)	Table (o)	ANT	EUT	Verdict
42.950	-74.18	-18.24	-25.0	-49.18	228.00	Vertical	Horizontal	Pass
2577.300	-40.81	8.55	-25.0	-15.81	24.00	Vertical	Horizontal	N/A
2972.500	-42.34	12.27	-25.0	-17.34	30.00	Vertical	Horizontal	Pass
6645.500	-38.87	15.17	-25.0	-13.87	239.00	Vertical	Horizontal	Pass
13373.438	-39.72	16.76	-25.0	-14.72	19.00	Vertical	Horizontal	Pass
17946.712	-42.06	14.01	-25.0	-17.06	360.00	Vertical	Horizontal	Pass

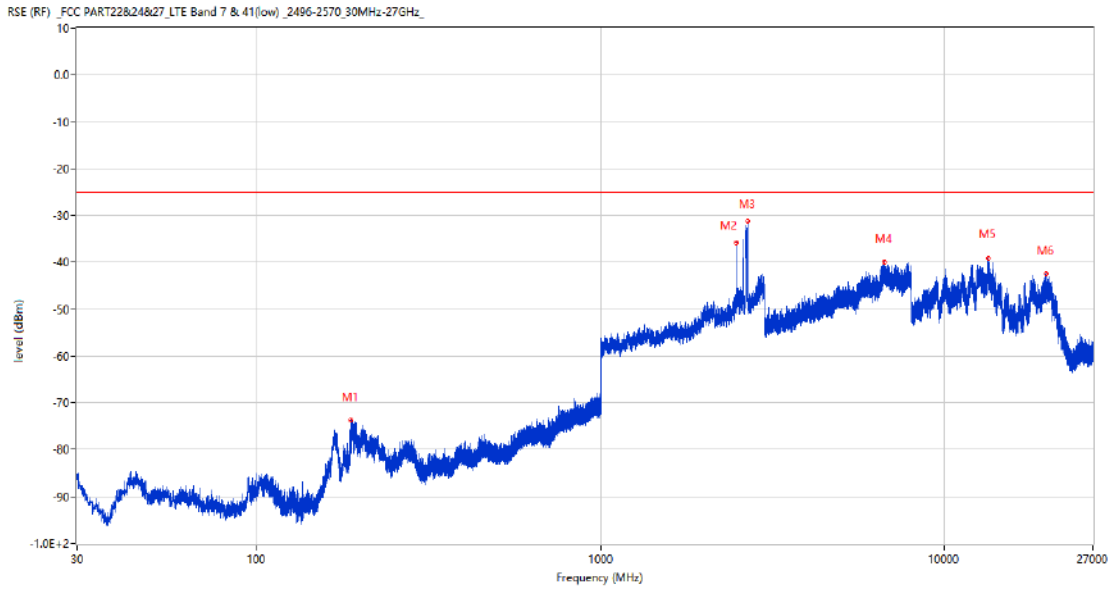
15.5 CA_7C 20MHz+20MHz, QPSK, Middle Channel

RSE-H&H CH21001 20M RB1 LOW CH21199 20M RB1 HIGH



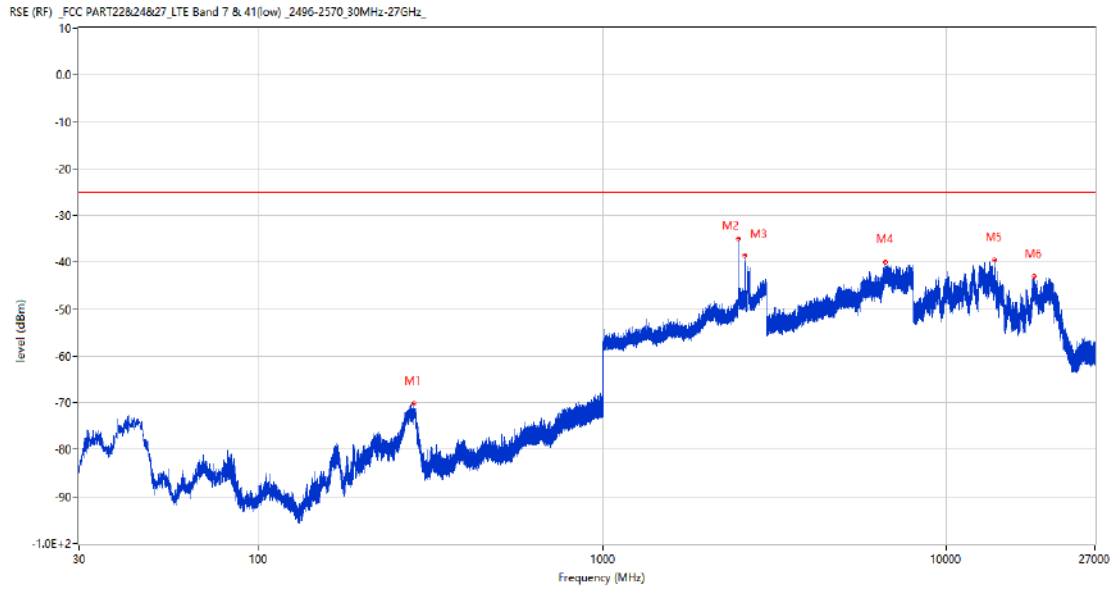
Frequency (MHz)	Result (dBm)	Factor (dB)	PK Limit (dBm)	Over Limit (dB)	Table (o)	ANT	EUT	Verdict
189.274	-69.40	-16.37	-25.0	-44.40	162.00	Horizontal	Horizontal	Pass
2479.400	-32.20	7.74	-25.0	-7.20	289.00	Horizontal	Horizontal	N/A
2641.300	-30.24	8.60	-25.0	-5.24	135.00	Horizontal	Horizontal	N/A
6868.750	-39.99	14.05	-25.0	-14.99	0.00	Horizontal	Horizontal	Pass
13376.850	-39.82	16.79	-25.0	-14.82	259.00	Horizontal	Horizontal	Pass
20343.599	-43.10	12.97	-25.0	-18.10	57.00	Horizontal	Horizontal	Pass

RSE-H&V CH21001 20M RB1 LOW CH21199 20M RB1 HIGH



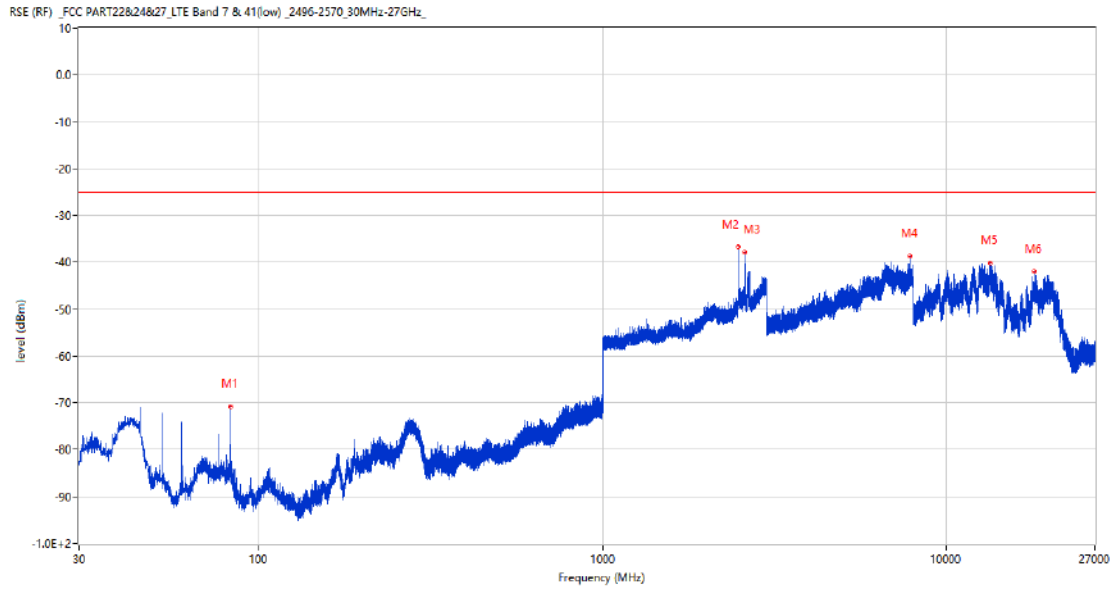
Frequency (MHz)	Result (dBm)	Factor (dB)	PK Limit (dBm)	Over Limit (dB)	Table (o)	ANT	EUT	Verdict
188.110	-73.70	-16.58	-25.0	-48.70	195.00	Horizontal	Vertical	Pass
2479.300	-35.86	7.73	-25.0	-10.86	170.00	Horizontal	Vertical	N/A
2671.600	-31.16	8.00	-25.0	-6.16	183.00	Horizontal	Vertical	N/A
6695.250	-39.88	15.13	-25.0	-14.88	285.00	Horizontal	Vertical	Pass
13354.800	-39.14	16.59	-25.0	-14.14	325.00	Horizontal	Vertical	Pass
19764.449	-42.47	12.94	-25.0	-17.47	321.00	Horizontal	Vertical	Pass

RSE-V&V CH21001 20M RB1 LOW CH21199 20M RB1 HIGH



Frequency (MHz)	Result (dBm)	Factor (dB)	PK Limit (dBm)	Over Limit (dB)	Table (o)	ANT	EUT	Verdict
282.394	-70.25	-13.43	-25.0	-45.25	340.00	Vertical	Vertical	Pass
2479.500	-34.90	7.74	-25.0	-9.90	211.00	Vertical	Vertical	N/A
2592.200	-38.51	7.79	-25.0	-13.51	225.00	Vertical	Vertical	N/A
6641.500	-39.91	15.00	-25.0	-14.91	253.00	Vertical	Vertical	Pass
13807.875	-39.54	16.83	-25.0	-14.54	258.00	Vertical	Vertical	Pass
17948.025	-43.11	14.04	-25.0	-18.11	233.00	Vertical	Vertical	Pass

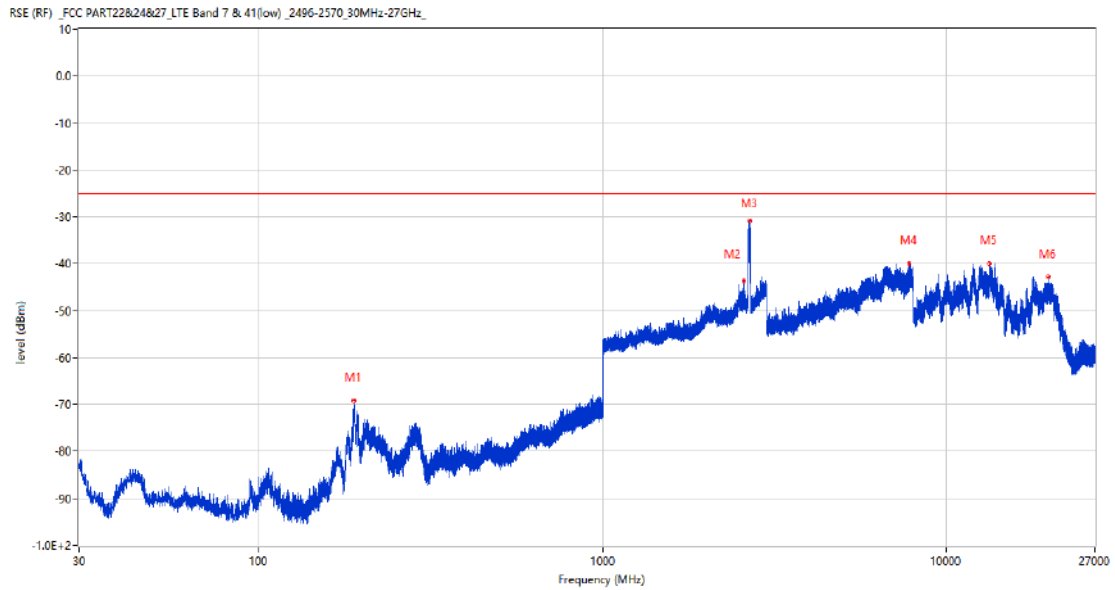
RSE-V&H CH21001 20M RB1 LOW CH21199 20M RB1 HIGH



Frequency (MHz)	Result (dBm)	Factor (dB)	PK Limit (dBm)	Over Limit (dB)	Table (o)	ANT	EUT	Verdict
82.525	-70.89	-20.92	-25.0	-45.89	7.00	Vertical	Horizontal	Pass
2479.400	-36.52	7.74	-25.0	-11.52	219.00	Vertical	Horizontal	N/A
2592.200	-37.86	7.79	-25.0	-12.86	30.00	Vertical	Horizontal	N/A
7819.500	-38.75	16.25	-25.0	-13.75	249.00	Vertical	Horizontal	Pass
13351.650	-40.09	16.56	-25.0	-15.09	360.00	Vertical	Horizontal	Pass
17942.776	-42.04	13.92	-25.0	-17.04	274.00	Vertical	Horizontal	Pass

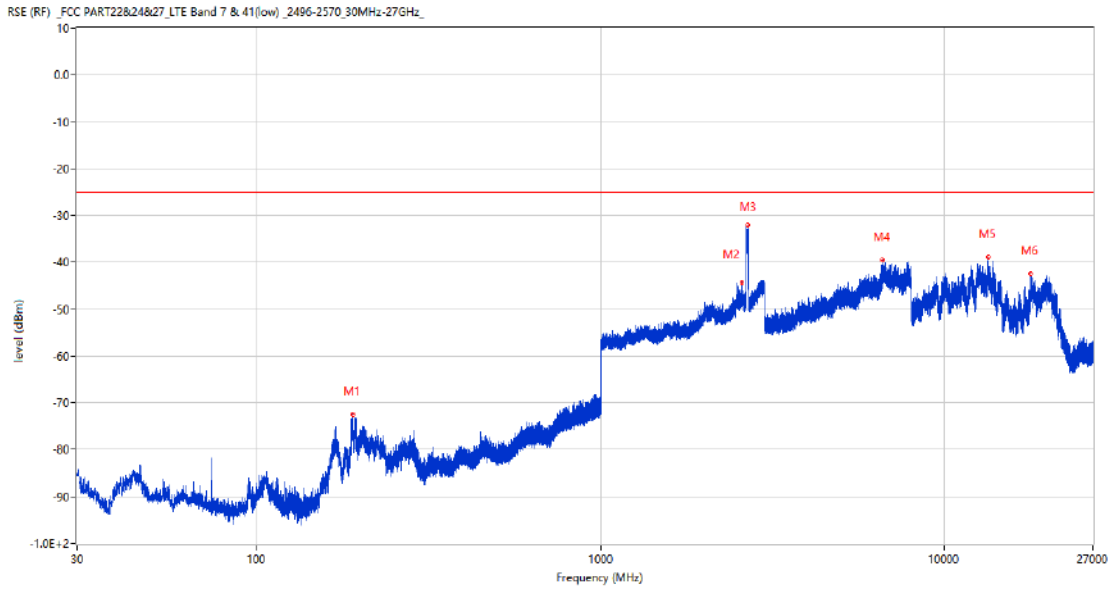
15.6 CA_7C 20MHz+20MHz, QPSK, High Channel

RSE-H&H CH21152 20M RB1 LOW CH21350 20M RB1 HIGH



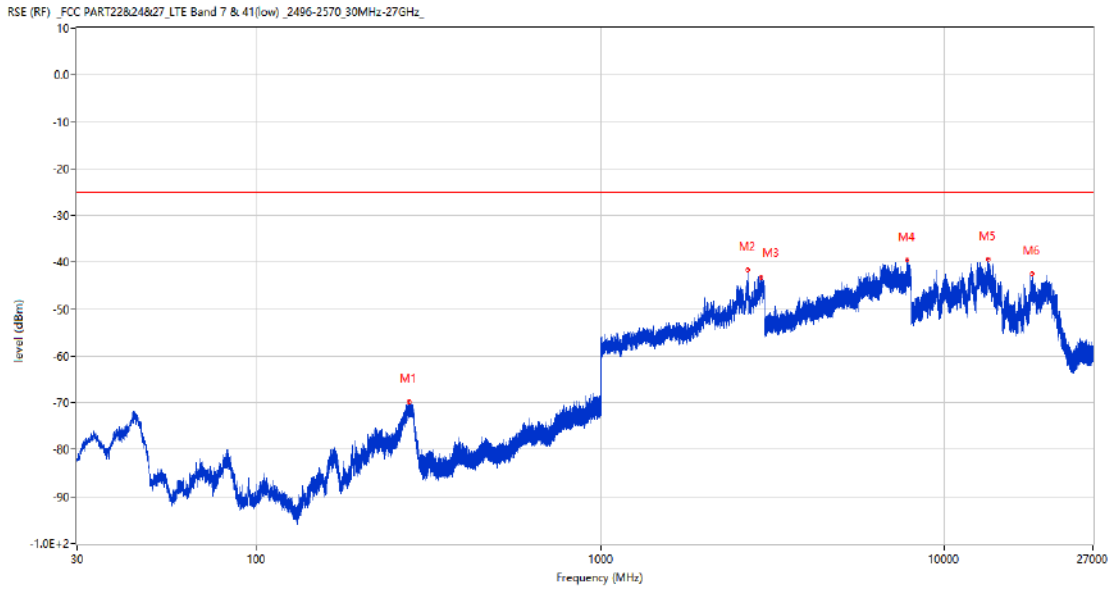
Frequency (MHz)	Result (dBm)	Factor (dB)	PK Limit (dBm)	Over Limit (dB)	Table (o)	ANT	EUT	Verdict
189.031	-69.24	-16.41	-25.0	-44.24	165.00	Horizontal	Horizontal	Pass
2569.700	-43.68	8.42	-25.0	-18.68	304.00	Horizontal	Horizontal	N/A
2678.300	-30.72	8.05	-25.0	-5.72	136.00	Horizontal	Horizontal	N/A
7797.000	-39.90	15.83	-25.0	-14.90	294.00	Horizontal	Horizontal	Pass
13343.250	-39.98	16.27	-25.0	-14.98	38.00	Horizontal	Horizontal	Pass
19780.198	-42.81	12.94	-25.0	-17.81	28.00	Horizontal	Horizontal	Pass

RSE-H&V CH21152 20M RB1 LOW CH21350 20M RB1 HIGH



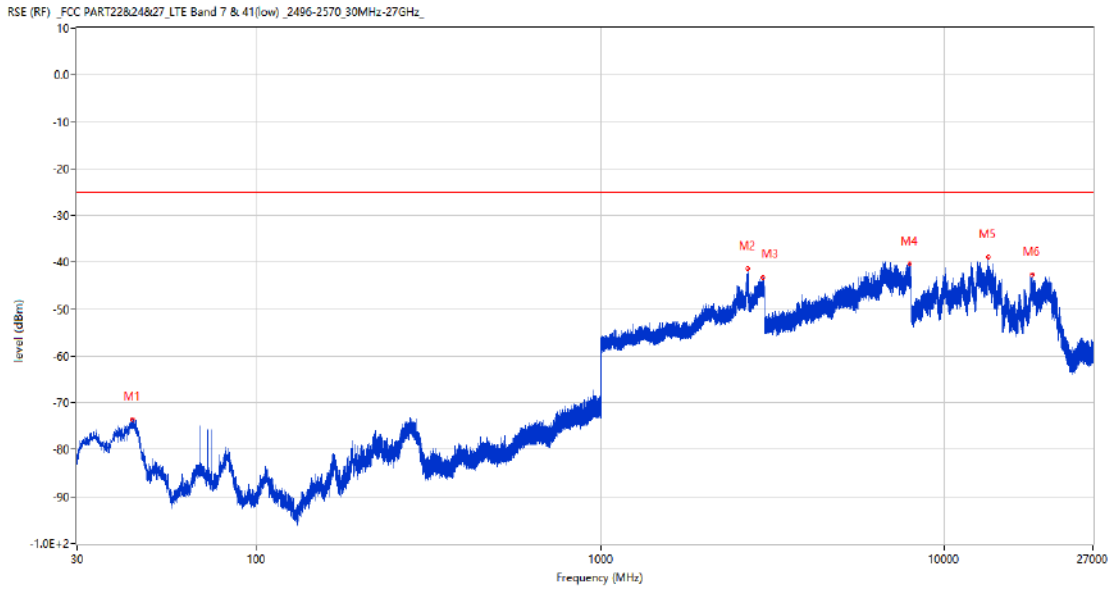
Frequency (MHz)	Result (dBm)	Factor (dB)	PK Limit (dBm)	Over Limit (dB)	Table (o)	ANT	EUT	Verdict
189.565	-72.46	-16.33	-25.0	-47.46	324.00	Horizontal	Vertical	Pass
2569.900	-44.37	8.43	-25.0	-19.37	177.00	Horizontal	Vertical	N/A
2683.200	-32.04	7.90	-25.0	-7.04	302.00	Horizontal	Vertical	N/A
6601.500	-39.45	14.33	-25.0	-14.45	249.00	Horizontal	Vertical	Pass
13372.387	-38.96	16.75	-25.0	-13.96	209.00	Horizontal	Vertical	Pass
17807.325	-42.44	13.00	-25.0	-17.44	233.00	Horizontal	Vertical	Pass

RSE-V&V CH21152 20M RB1 LOW CH21350 20M RB1 HIGH



Frequency (MHz)	Result (dBm)	Factor (dB)	PK Limit (dBm)	Over Limit (dB)	Table (o)	ANT	EUT	Verdict
276.526	-69.84	-13.82	-25.0	-44.84	320.00	Vertical	Vertical	Pass
2677.300	-41.57	7.97	-25.0	-16.57	107.00	Vertical	Vertical	N/A
2919.500	-43.14	11.43	-25.0	-18.14	140.00	Vertical	Vertical	Pass
7804.500	-39.58	16.04	-25.0	-14.58	93.00	Vertical	Vertical	Pass
13385.250	-39.38	16.87	-25.0	-14.38	344.00	Vertical	Vertical	Pass
17955.113	-42.31	13.96	-25.0	-17.31	296.00	Vertical	Vertical	Pass

RSE-V&H CH21152 20M RB1 LOW CH21350 20M RB1 HIGH

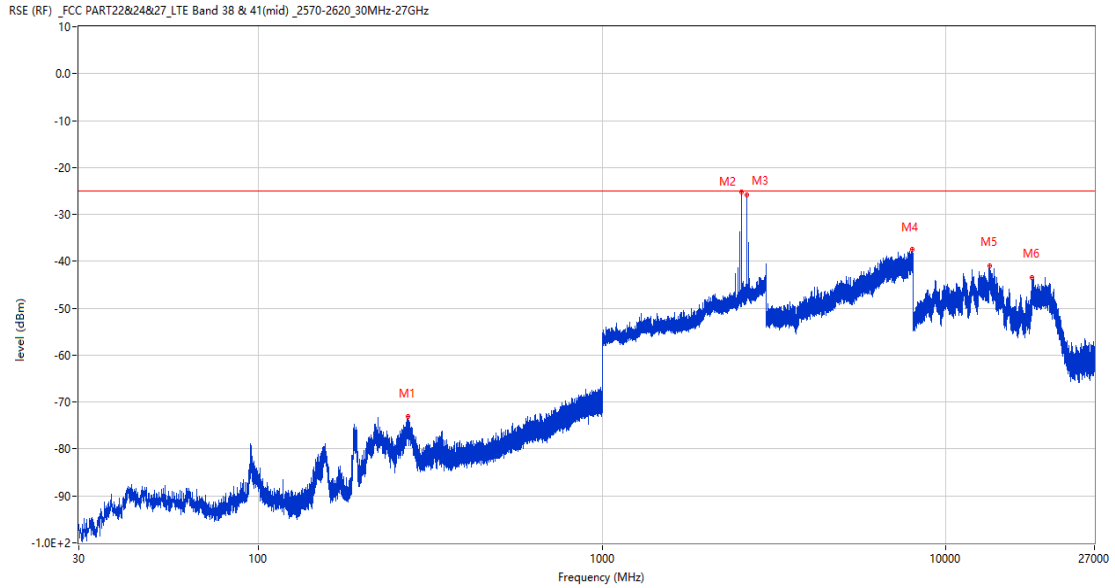


Frequency (MHz)	Result (dBm)	Factor (dB)	PK Limit (dBm)	Over Limit (dB)	Table (o)	ANT	EUT	Verdict
43.483	-73.45	-17.87	-25.0	-48.45	260.00	Vertical	Horizontal	Pass
2675.800	-41.44	7.86	-25.0	-16.44	119.00	Vertical	Horizontal	N/A
2957.200	-43.14	11.35	-25.0	-18.14	172.00	Vertical	Horizontal	Pass
7940.750	-40.43	14.75	-25.0	-15.43	35.00	Vertical	Horizontal	Pass
13384.724	-38.98	16.87	-25.0	-13.98	181.00	Vertical	Horizontal	Pass
17960.364	-42.58	13.83	-25.0	-17.58	18.00	Vertical	Horizontal	Pass

16 CA_38C

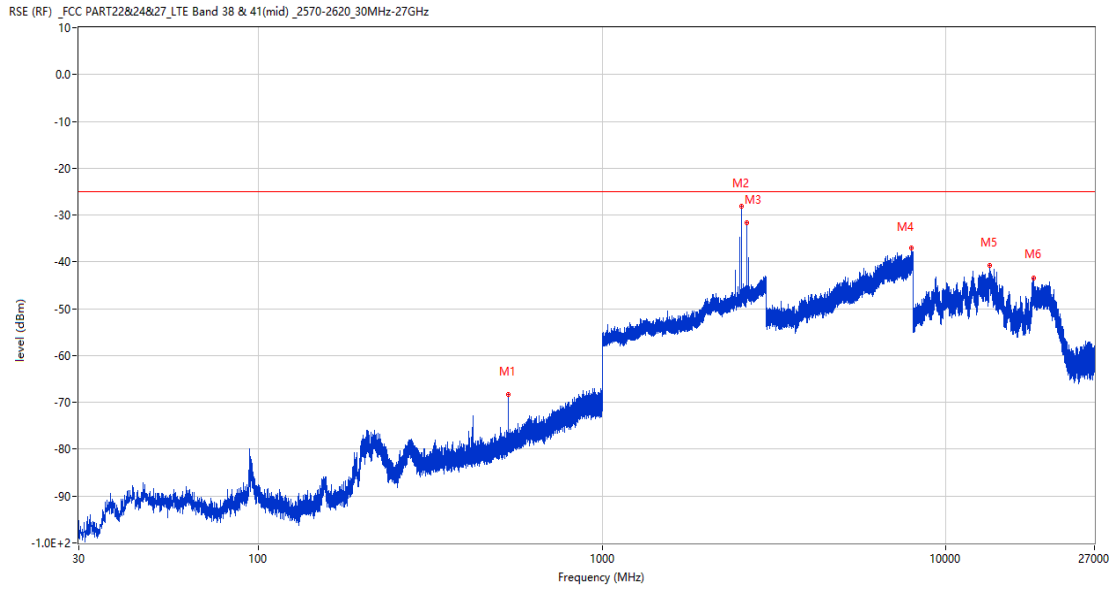
16.1 CA_38C 15MHz+15MHz, QPSK, Low Channel

RSE-H&H CH37825 15M RB1 LOW CH37975 15M RB1 HIGH



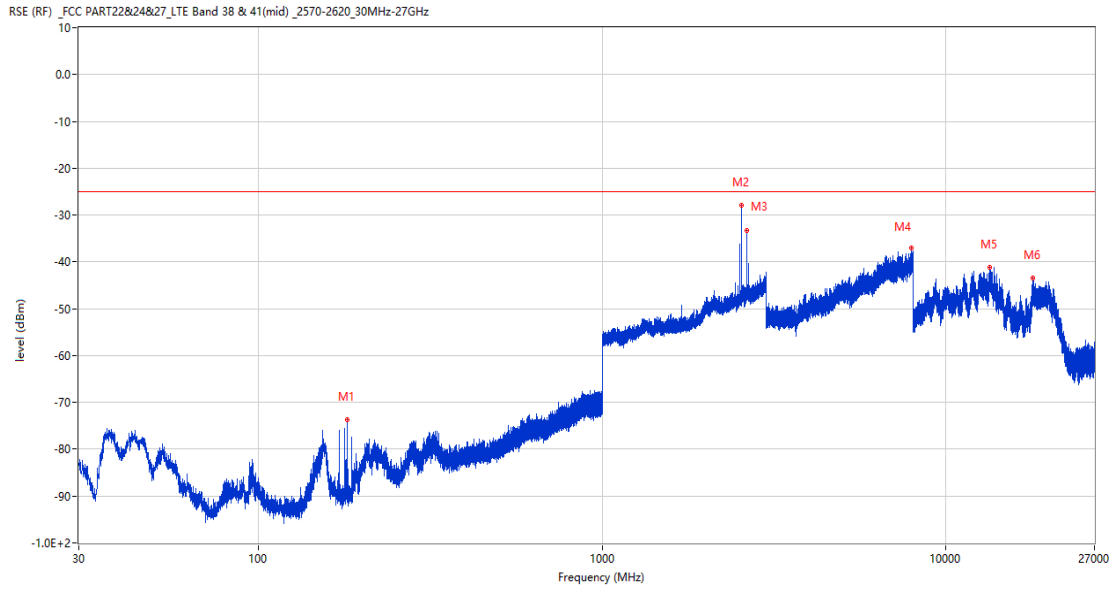
Frequency (MHz)	Result (dBm)	Factor (dB)	PK Limit (dBm)	Over Limit (dB)	Table (o)	ANT	EUT	Verdict
271.239	-73.09	-12.95	-25.0	-48.09	53.00	Horizontal	Horizontal	Pass
2543.400	-25.16	6.87	-25.0	-0.16	360.00	Horizontal	Horizontal	N/A
2628.500	-25.92	9.00	-25.0	-0.92	360.00	Horizontal	Horizontal	N/A
7948.000	-37.45	18.71	-25.0	-12.45	82.00	Horizontal	Horizontal	Pass
13384.988	-41.03	16.87	-25.0	-16.03	16.00	Horizontal	Horizontal	Pass
17800.239	-43.46	13.19	-25.0	-18.46	244.00	Horizontal	Horizontal	Pass

RSE-H&V CH37825 15M RB1 LOW CH37975 15M RB1 HIGH



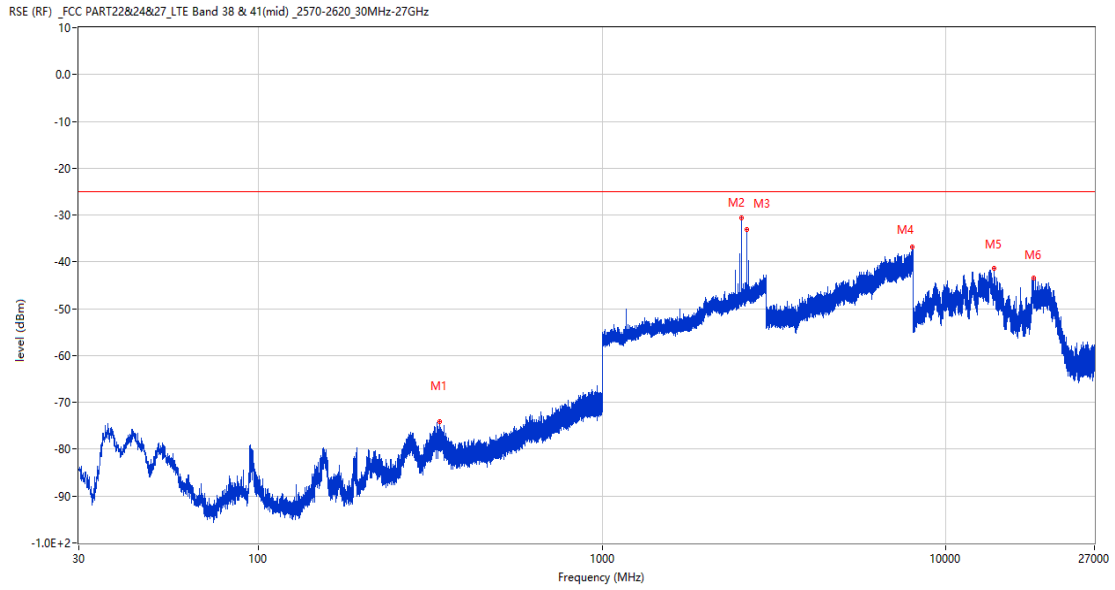
Frequency (MHz)	Result (dBm)	Factor (dB)	PK Limit (dBm)	Over Limit (dB)	Table (o)	ANT	EUT	Verdict
534.109	-68.30	-5.93	-25.0	-43.30	160.00	Horizontal	Vertical	Pass
2543.400	-28.10	6.87	-25.0	-3.10	213.00	Horizontal	Vertical	N/A
2628.500	-31.61	9.00	-25.0	-6.61	169.00	Horizontal	Vertical	N/A
7944.500	-36.95	18.88	-25.0	-11.95	190.00	Horizontal	Vertical	Pass
13402.313	-40.69	16.96	-25.0	-15.69	311.00	Horizontal	Vertical	Pass
17943.824	-43.48	13.94	-25.0	-18.48	355.00	Horizontal	Vertical	Pass

RSE-V&V CH37825 15M RB1 LOW CH37975 15M RB1 HIGH



Frequency (MHz)	Result (dBm)	Factor (dB)	PK Limit (dBm)	Over Limit (dB)	Table (o)	ANT	EUT	Verdict
181.078	-73.65	-17.16	-25.0	-48.65	255.00	Vertical	Vertical	Pass
2543.400	-27.91	6.87	-25.0	-2.91	360.00	Vertical	Vertical	N/A
2628.300	-33.27	9.00	-25.0	-8.27	156.00	Vertical	Vertical	N/A
7918.000	-37.11	18.18	-25.0	-12.11	292.00	Vertical	Vertical	Pass
13396.013	-41.22	16.97	-25.0	-16.22	130.00	Vertical	Vertical	Pass
17910.489	-43.41	13.14	-25.0	-18.41	246.00	Vertical	Vertical	Pass

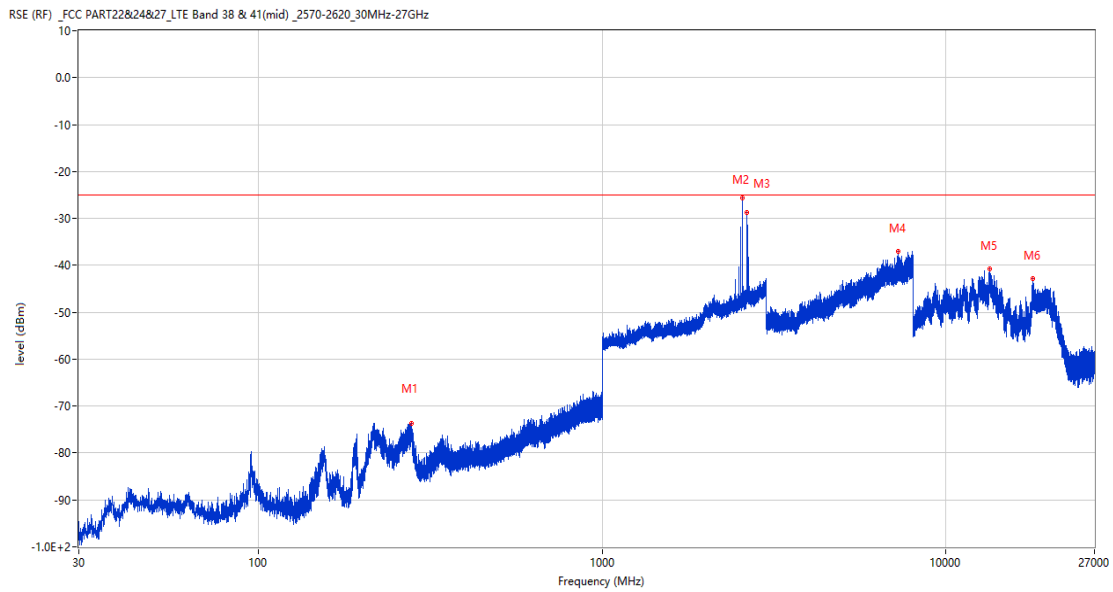
RSE-V&H CH37825 15M RB1 LOW CH37975 15M RB1 HIGH



Frequency (MHz)	Result (dBm)	Factor (dB)	PK Limit (dBm)	Over Limit (dB)	Table (o)	ANT	EUT	Verdict
335.453	-74.06	-10.19	-25.0	-49.06	95.00	Vertical	Horizontal	Pass
2543.400	-30.60	6.87	-25.0	-5.60	219.00	Vertical	Horizontal	N/A
2628.500	-33.15	9.00	-25.0	-8.15	175.00	Vertical	Horizontal	N/A
7963.750	-36.89	18.15	-25.0	-11.89	317.00	Vertical	Horizontal	Pass
13798.425	-41.41	16.90	-25.0	-16.41	312.00	Vertical	Horizontal	Pass
17964.825	-43.55	13.72	-25.0	-18.55	243.00	Vertical	Horizontal	Pass

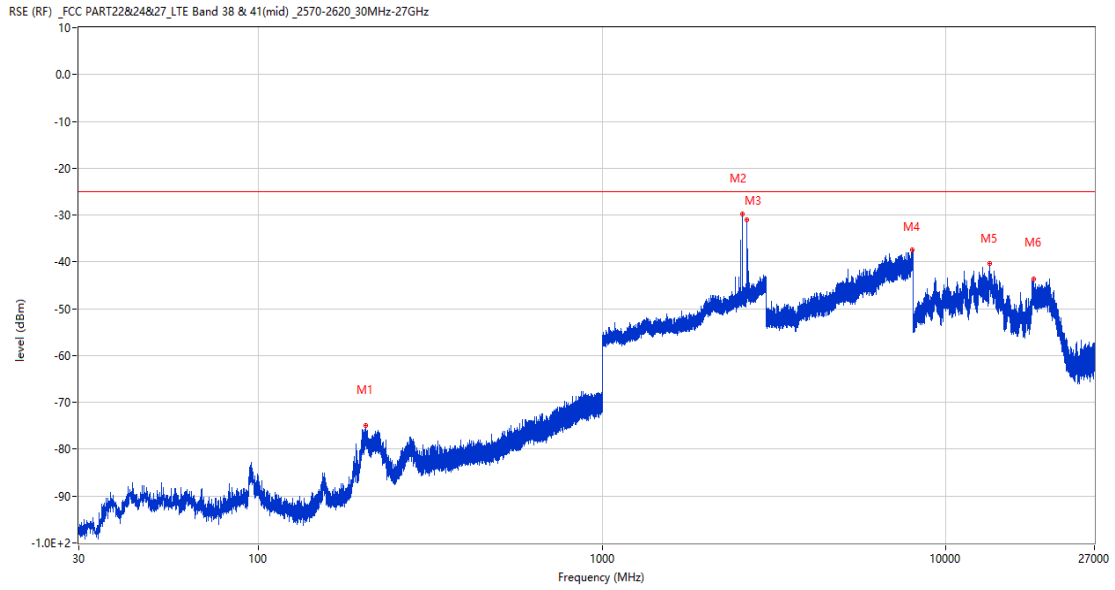
16.2 CA_38C 15MHz+15MHz, QPSK, Middle Channel

RSE-H&H CH37925 15M RB1 LOW CH38075 15M RB1 HIGH



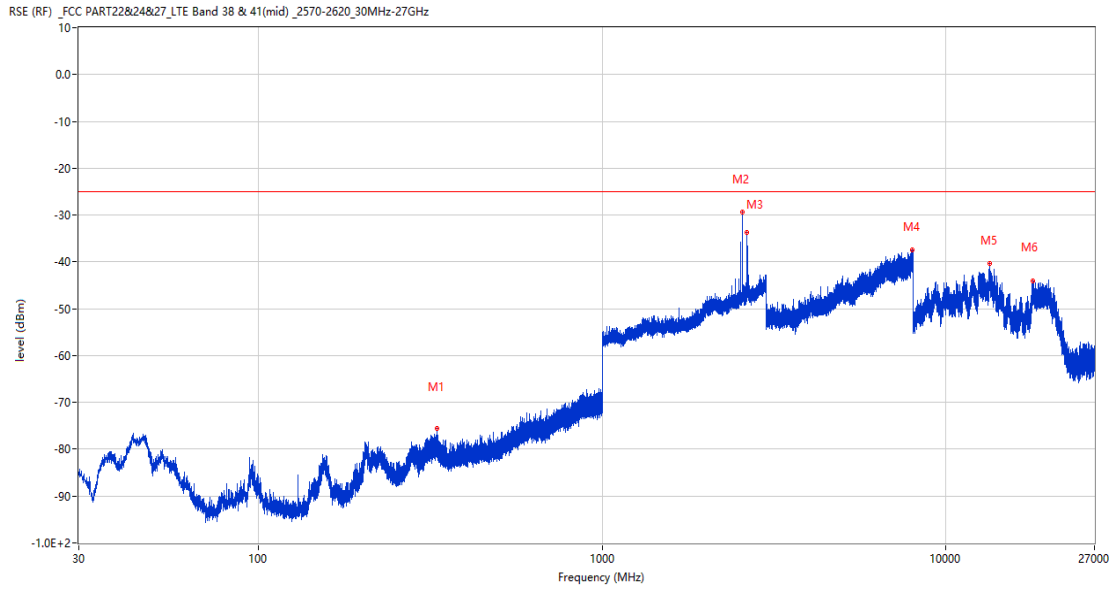
Frequency (MHz)	Result (dBm)	Factor (dB)	PK Limit (dBm)	Over Limit (dB)	Table (o)	ANT	EUT	Verdict
277.981	-73.68	-12.11	-25.0	-48.68	68.00	Horizontal	Horizontal	Pass
2553.500	-25.73	8.39	-25.0	-0.73	360.00	Horizontal	Horizontal	N/A
2638.200	-28.82	9.08	-25.0	-3.82	360.00	Horizontal	Horizontal	N/A
7238.250	-37.12	17.41	-25.0	-12.12	343.00	Horizontal	Horizontal	Pass
13395.488	-40.81	16.97	-25.0	-15.81	357.00	Horizontal	Horizontal	Pass
17894.474	-42.73	12.77	-25.0	-17.73	106.00	Horizontal	Horizontal	Pass

RSE-H&V CH37925 15M RB1 LOW CH38075 15M RB1 HIGH



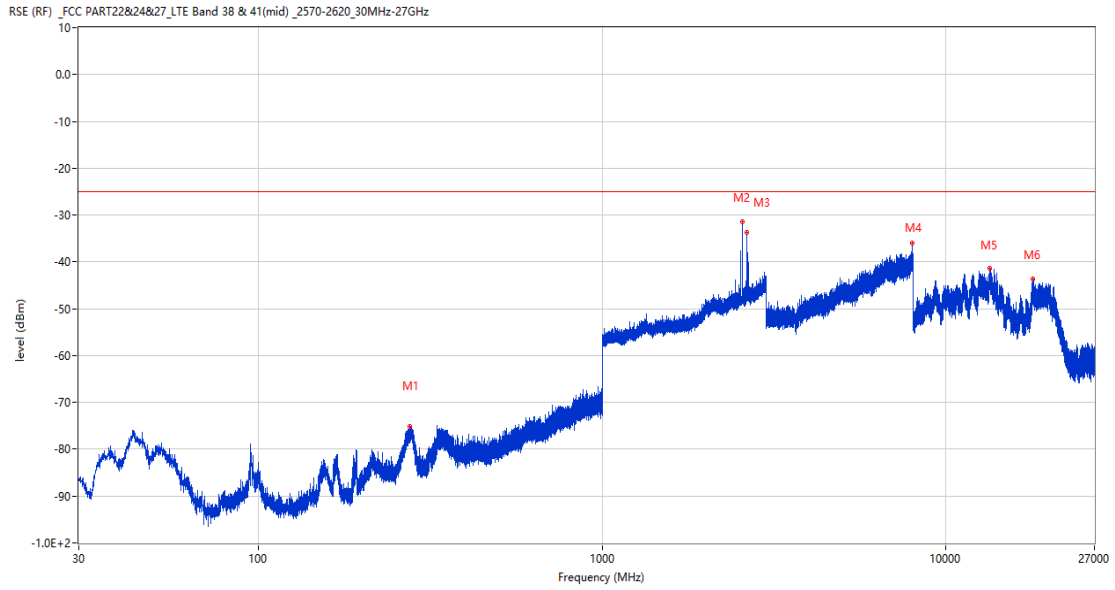
Frequency (MHz)	Result (dBm)	Factor (dB)	PK Limit (dBm)	Over Limit (dB)	Table (o)	ANT	EUT	Verdict
205.376	-74.97	-15.59	-25.0	-49.97	15.00	Horizontal	Vertical	Pass
2553.400	-29.82	8.39	-25.0	-4.82	212.00	Horizontal	Vertical	N/A
2638.500	-30.95	9.07	-25.0	-5.95	168.00	Horizontal	Vertical	N/A
7991.750	-37.35	18.51	-25.0	-12.35	184.00	Horizontal	Vertical	Pass
13375.537	-40.40	16.78	-25.0	-15.40	360.00	Horizontal	Vertical	Pass
17965.613	-43.65	13.70	-25.0	-18.65	38.00	Horizontal	Vertical	Pass

RSE-V&V CH37925 15M RB1 LOW CH38075 15M RB1 HIGH



Frequency (MHz)	Result (dBm)	Factor (dB)	PK Limit (dBm)	Over Limit (dB)	Table (o)	ANT	EUT	Verdict
330.797	-75.53	-10.48	-25.0	-50.53	94.00	Vertical	Vertical	Pass
2553.600	-29.42	8.39	-25.0	-4.42	156.00	Vertical	Vertical	N/A
2638.400	-33.66	9.08	-25.0	-8.66	156.00	Vertical	Vertical	N/A
7990.750	-37.44	18.43	-25.0	-12.44	67.00	Vertical	Vertical	Pass
13407.563	-40.36	16.84	-25.0	-15.36	38.00	Vertical	Vertical	Pass
17902.350	-44.11	12.95	-25.0	-19.11	360.00	Vertical	Vertical	Pass

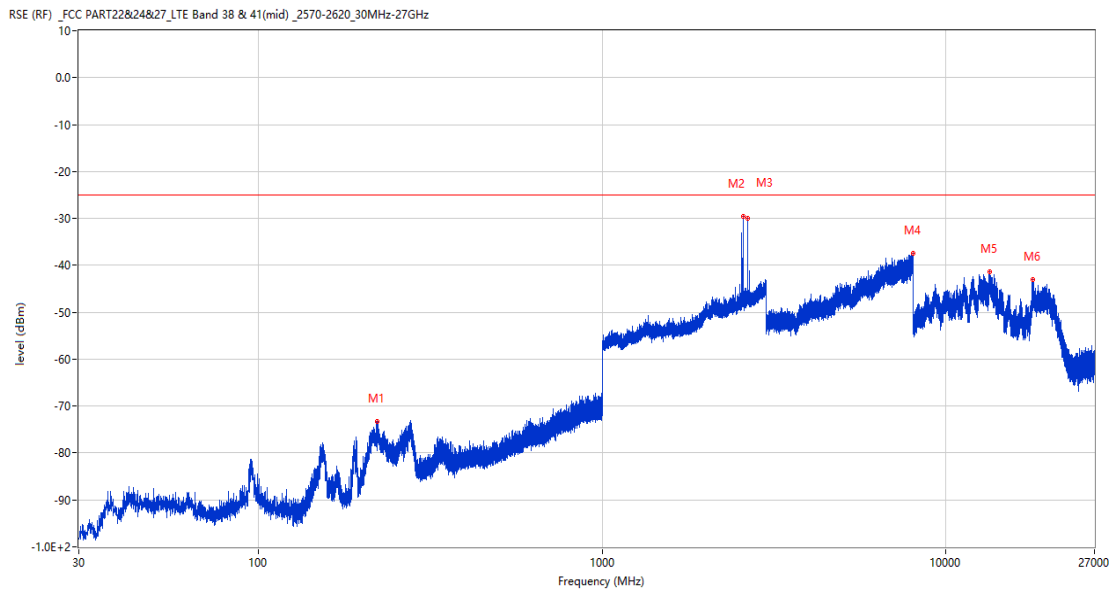
RSE-V&H CH37925 15M RB1 LOW CH38075 15M RB1 HIGH



Frequency (MHz)	Result (dBm)	Factor (dB)	PK Limit (dBm)	Over Limit (dB)	Table (o)	ANT	EUT	Verdict
275.556	-75.14	-12.42	-25.0	-50.14	169.00	Vertical	Horizontal	Pass
2553.500	-31.33	8.39	-25.0	-6.33	176.00	Vertical	Horizontal	N/A
2638.200	-33.74	9.08	-25.0	-8.74	11.00	Vertical	Horizontal	N/A
7970.000	-35.89	18.08	-25.0	-10.89	285.00	Vertical	Horizontal	Pass
13362.938	-41.45	16.66	-25.0	-16.45	0.00	Vertical	Horizontal	Pass
17831.999	-43.74	12.33	-25.0	-18.74	107.00	Vertical	Horizontal	Pass

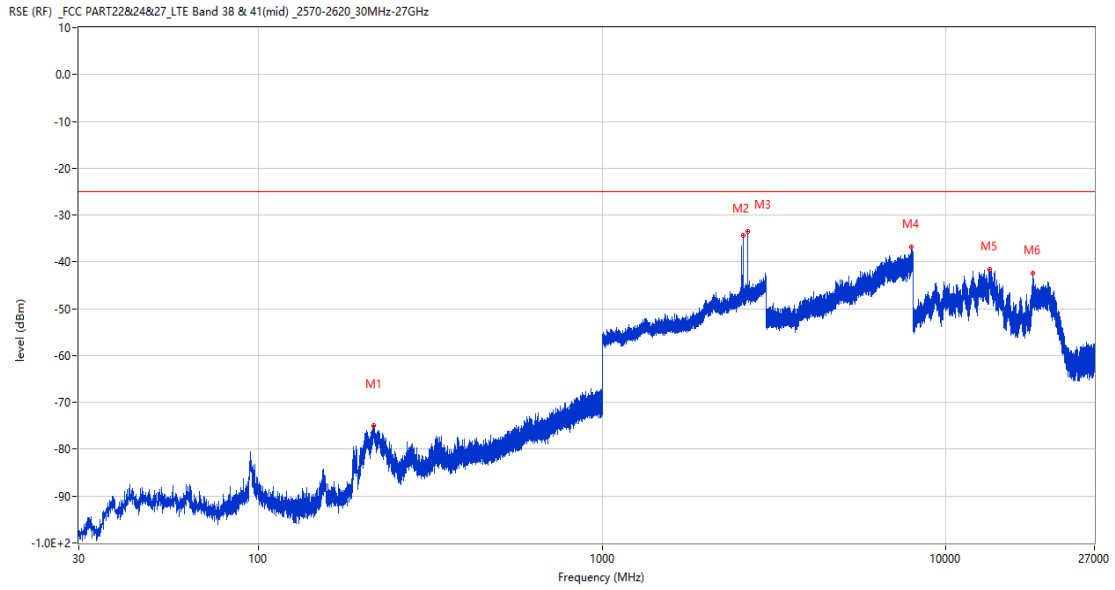
16.3 CA_38C 15MHz+15MHz, QPSK, High Channel

RSE-H&H CH38025 15M RB1 LOW CH38175 15M RB1 HIGH



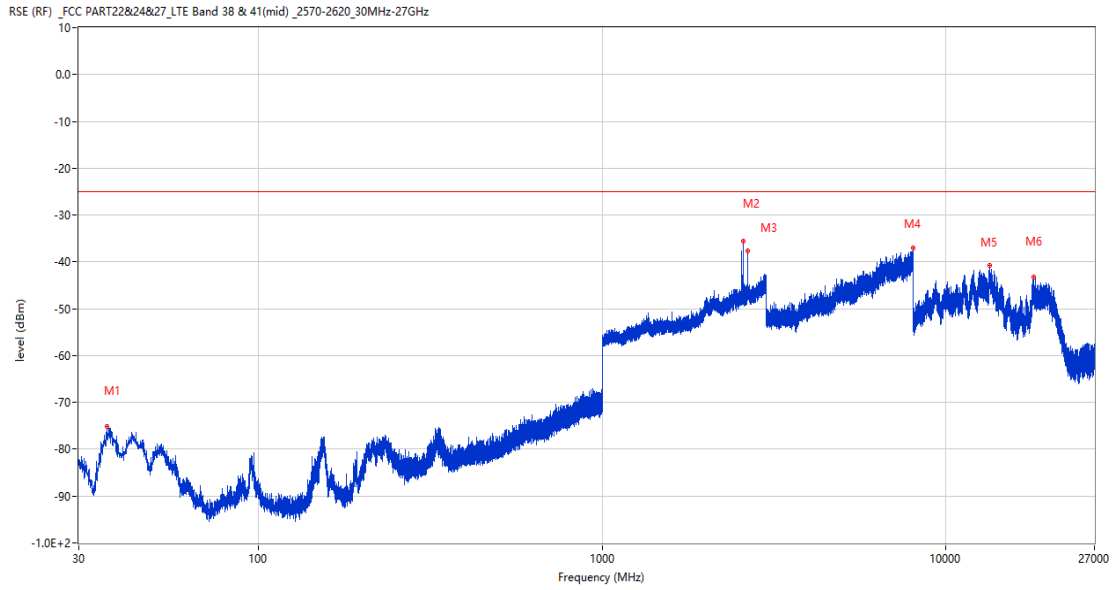
Frequency (MHz)	Result (dBm)	Factor (dB)	PK Limit (dBm)	Over Limit (dB)	Table (o)	ANT	EUT	Verdict
221.381	-73.26	-14.67	-25.0	-48.26	45.00	Horizontal	Horizontal	Pass
2563.300	-29.63	8.29	-25.0	-4.63	360.00	Horizontal	Horizontal	N/A
2648.100	-29.99	9.18	-25.0	-4.99	339.00	Horizontal	Horizontal	N/A
7994.750	-37.48	18.73	-25.0	-12.48	242.00	Horizontal	Horizontal	Pass
13409.138	-41.41	16.81	-25.0	-16.41	244.00	Horizontal	Horizontal	Pass
17901.562	-43.04	12.93	-25.0	-18.04	17.00	Horizontal	Horizontal	Pass

RSE-H&V CH38025 15M RB1 LOW CH38175 15M RB1 HIGH



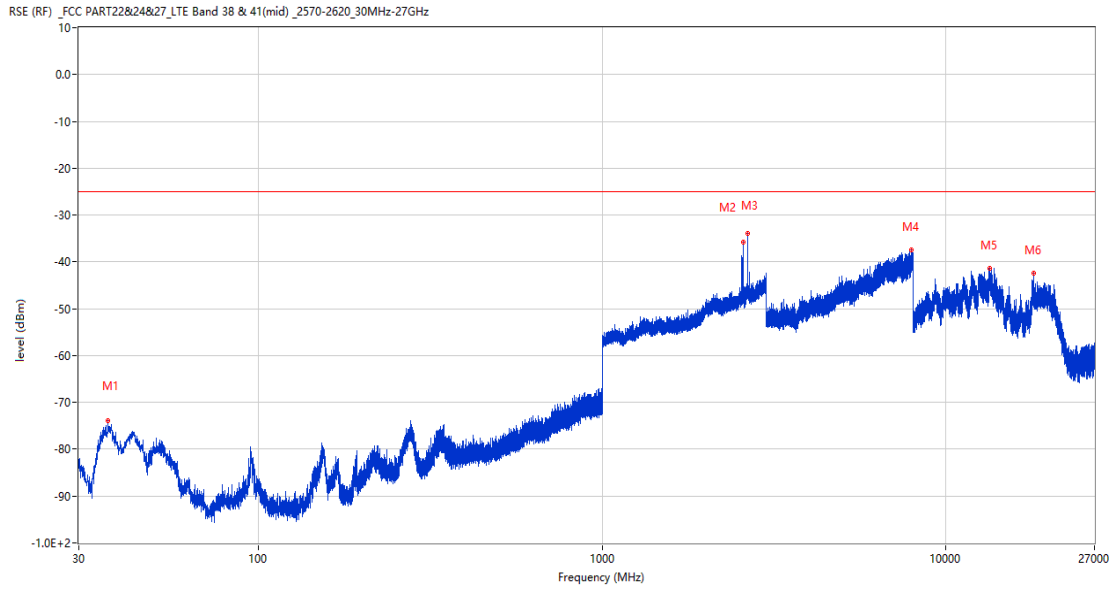
Frequency (MHz)	Result (dBm)	Factor (dB)	PK Limit (dBm)	Over Limit (dB)	Table (o)	ANT	EUT	Verdict
216.628	-74.87	-15.09	-25.0	-49.87	360.00	Horizontal	Vertical	Pass
2563.300	-34.38	8.29	-25.0	-9.38	332.00	Horizontal	Vertical	N/A
2648.100	-33.41	9.18	-25.0	-8.41	338.00	Horizontal	Vertical	N/A
7920.000	-36.88	18.21	-25.0	-11.88	67.00	Horizontal	Vertical	Pass
13352.963	-41.50	16.57	-25.0	-16.50	266.00	Horizontal	Vertical	Pass
17918.099	-42.46	13.32	-25.0	-17.46	61.00	Horizontal	Vertical	Pass

RSE-V&V CH38025 15M RB1 LOW CH38175 15M RB1 HIGH



Frequency (MHz)	Result (dBm)	Factor (dB)	PK Limit (dBm)	Over Limit (dB)	Table (o)	ANT	EUT	Verdict
36.208	-75.11	-21.59	-25.0	-50.11	89.00	Vertical	Vertical	Pass
2563.200	-35.58	8.29	-25.0	-10.58	332.00	Vertical	Vertical	N/A
2648.600	-37.69	9.15	-25.0	-12.69	242.00	Vertical	Vertical	N/A
7996.000	-37.04	18.76	-25.0	-12.04	198.00	Vertical	Vertical	Pass
13369.238	-40.71	16.72	-25.0	-15.71	176.00	Vertical	Vertical	Pass
17936.738	-43.23	13.77	-25.0	-18.23	314.00	Vertical	Vertical	Pass

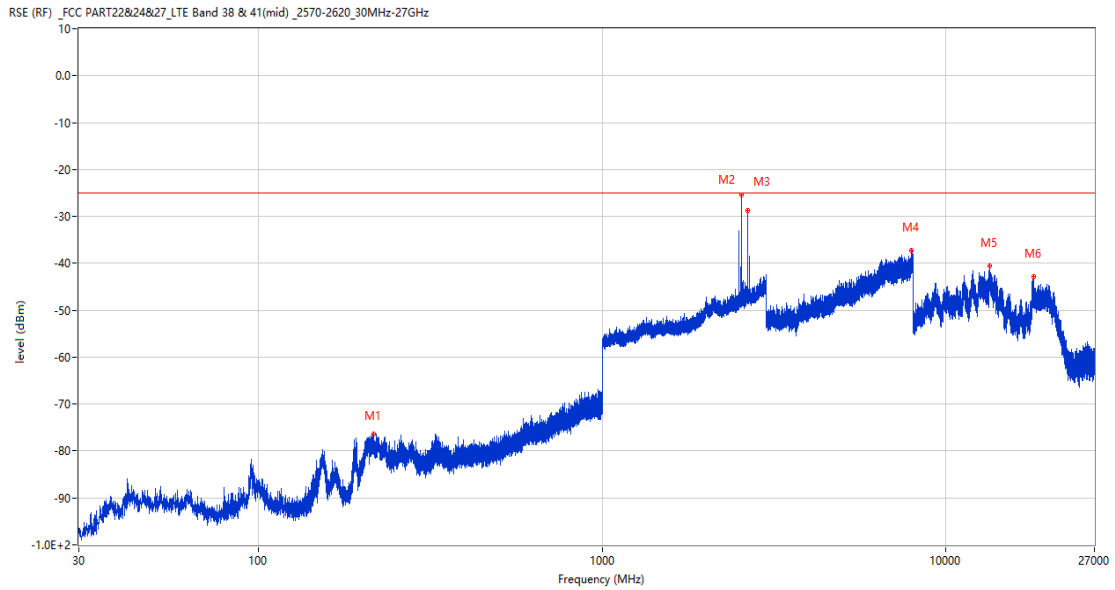
RSE-V&H CH38025 15M RB1 LOW CH38175 15M RB1 HIGH



Frequency (MHz)	Result (dBm)	Factor (dB)	PK Limit (dBm)	Over Limit (dB)	Table (o)	ANT	EUT	Verdict
36.450	-73.86	-21.39	-25.0	-48.86	80.00	Vertical	Horizontal	Pass
2563.500	-35.74	8.29	-25.0	-10.74	175.00	Vertical	Horizontal	N/A
2648.700	-34.00	9.14	-25.0	-9.00	169.00	Vertical	Horizontal	N/A
7937.250	-37.52	18.96	-25.0	-12.52	344.00	Vertical	Horizontal	Pass
13383.937	-41.30	16.86	-25.0	-16.30	360.00	Vertical	Horizontal	Pass
17938.313	-42.31	13.81	-25.0	-17.31	360.00	Vertical	Horizontal	Pass

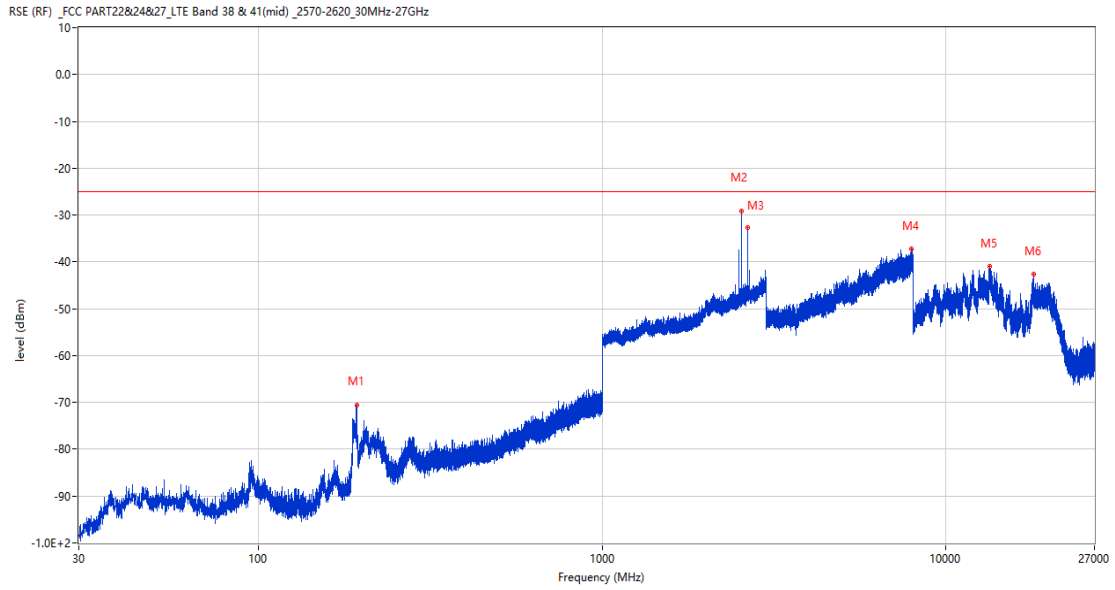
16.4 CA_38C 20MHz+20MHz, QPSK, Low Channel

RSE-H&HCH37850 20M RB1 LOW CH38048 20M RB1 HIGH



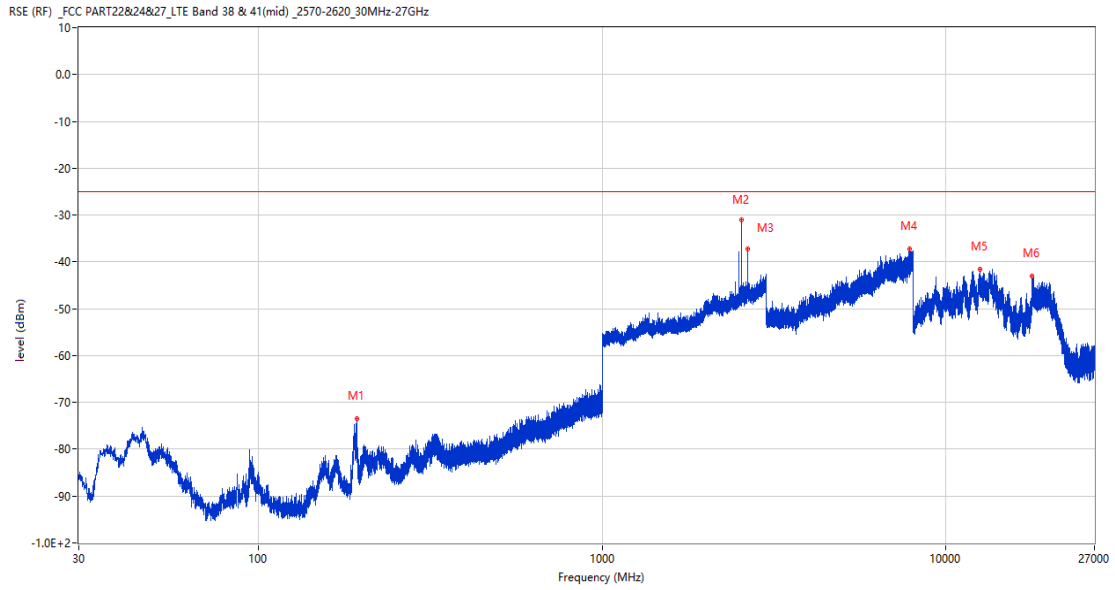
Frequency (MHz)	Result (dBm)	Factor (dB)	PK Limit (dBm)	Over Limit (dB)	Table (o)	ANT	EUT	Verdict
216.386	-76.39	-15.13	-25.0	-51.39	15.00	Horizontal	Horizontal	Pass
2534.300	-25.52	7.29	-25.0	-0.52	3.00	Horizontal	Horizontal	N/A
2646.900	-28.75	9.24	-25.0	-3.75	360.00	Horizontal	Horizontal	N/A
7940.000	-37.23	18.97	-25.0	-12.23	321.00	Horizontal	Horizontal	Pass
13411.500	-40.65	16.76	-25.0	-15.65	70.00	Horizontal	Horizontal	Pass
17942.249	-42.80	13.90	-25.0	-17.80	3.00	Horizontal	Horizontal	Pass

RSE-H&VCH37850 20M RB1 LOW CH38048 20M RB1 HIGH



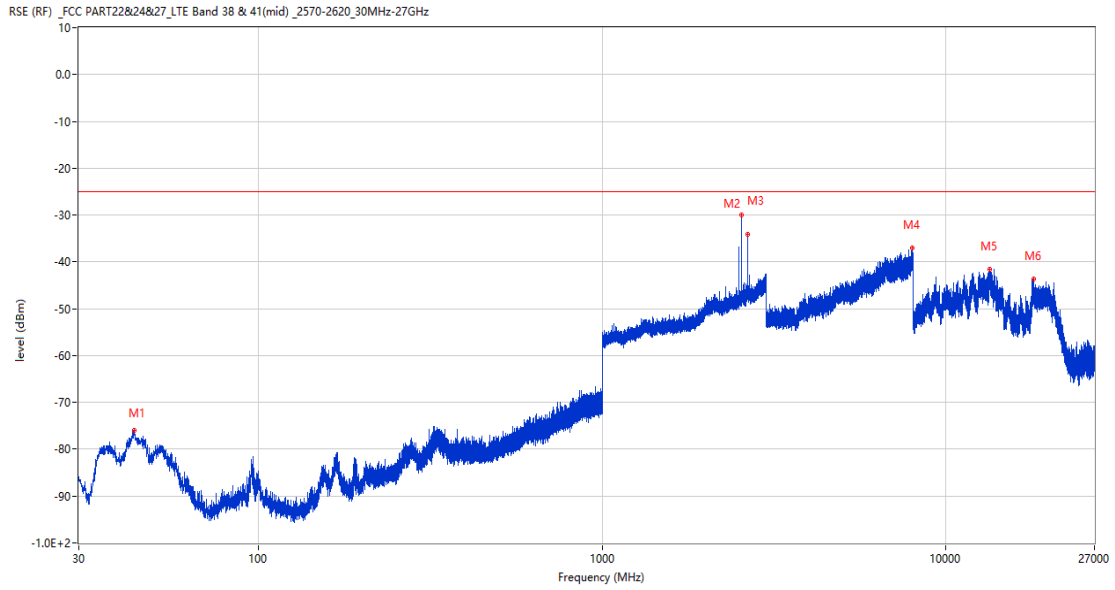
Frequency (MHz)	Result (dBm)	Factor (dB)	PK Limit (dBm)	Over Limit (dB)	Table (o)	ANT	EUT	Verdict
193.057	-70.49	-16.19	-25.0	-45.49	184.00	Horizontal	Vertical	Pass
2534.300	-29.25	7.29	-25.0	-4.25	205.00	Horizontal	Vertical	N/A
2647.400	-32.71	9.22	-25.0	-7.71	172.00	Horizontal	Vertical	N/A
7928.750	-37.30	18.59	-25.0	-12.30	1.00	Horizontal	Vertical	Pass
13405.463	-41.00	16.89	-25.0	-16.00	1.00	Horizontal	Vertical	Pass
17933.062	-42.53	13.68	-25.0	-17.53	345.00	Horizontal	Vertical	Pass

RSE-V&VCH37850 20M RB1 LOW CH38048 20M RB1 HIGH



Frequency (MHz)	Result (dBm)	Factor (dB)	PK Limit (dBm)	Over Limit (dB)	Table (o)	ANT	EUT	Verdict
193.202	-73.52	-16.17	-25.0	-48.52	192.00	Vertical	Vertical	Pass
2534.500	-31.01	7.28	-25.0	-6.01	269.00	Vertical	Vertical	N/A
2647.600	-37.29	9.21	-25.0	-12.29	111.00	Vertical	Vertical	N/A
7845.000	-37.15	17.85	-25.0	-12.15	176.00	Vertical	Vertical	Pass
12518.912	-41.48	14.42	-25.0	-16.48	35.00	Vertical	Vertical	Pass
17774.250	-43.10	11.60	-25.0	-18.10	1.00	Vertical	Vertical	Pass

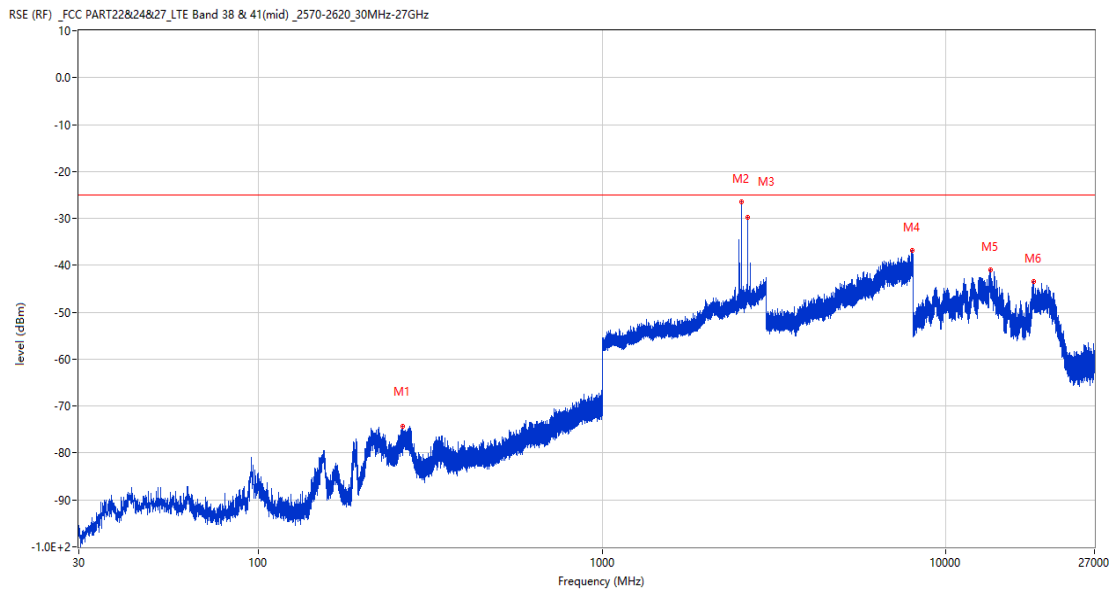
RSE-V&HCH37850 20M RB1 LOW CH38048 20M RB1 HIGH



Frequency (MHz)	Result (dBm)	Factor (dB)	PK Limit (dBm)	Over Limit (dB)	Table (o)	ANT	EUT	Verdict
43.483	-75.98	-16.95	-25.0	-50.98	3.00	Vertical	Horizontal	Pass
2534.400	-29.89	7.29	-25.0	-4.89	199.00	Vertical	Horizontal	N/A
2646.800	-34.04	9.23	-25.0	-9.04	174.00	Vertical	Horizontal	N/A
7984.250	-37.05	18.25	-25.0	-12.05	2.00	Vertical	Horizontal	Pass
13384.988	-41.68	16.87	-25.0	-16.68	50.00	Vertical	Horizontal	Pass
17948.813	-43.73	14.06	-25.0	-18.73	4.00	Vertical	Horizontal	Pass

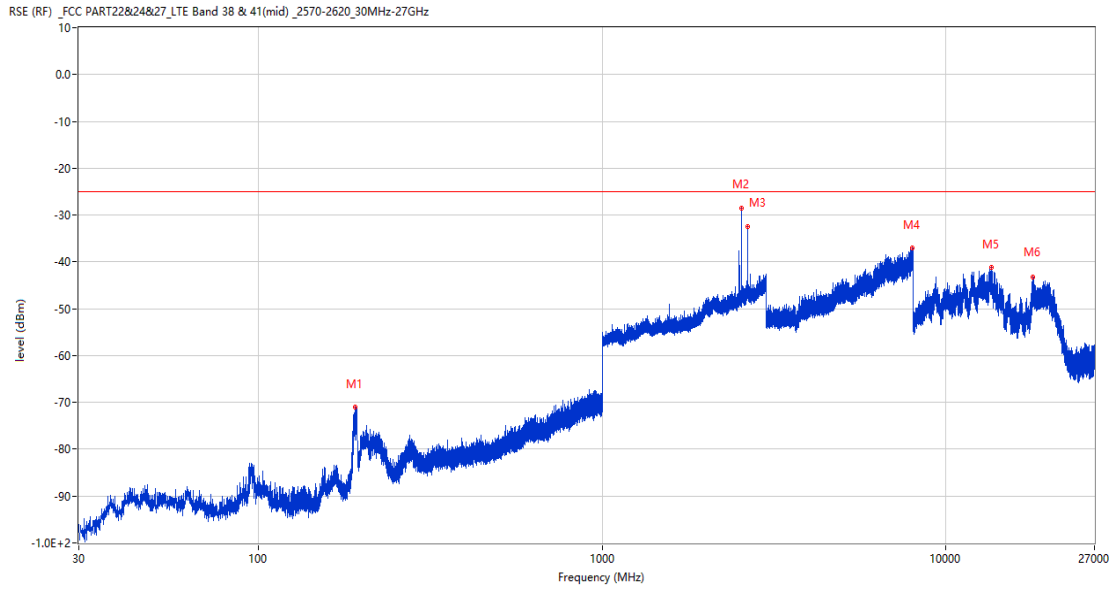
16.5 CA_38C 20MHz+20MHz, QPSK, Middle Channel

RSE-H&H CH37901 20M RB1 LOW CH38099 20M RB1 HIGH



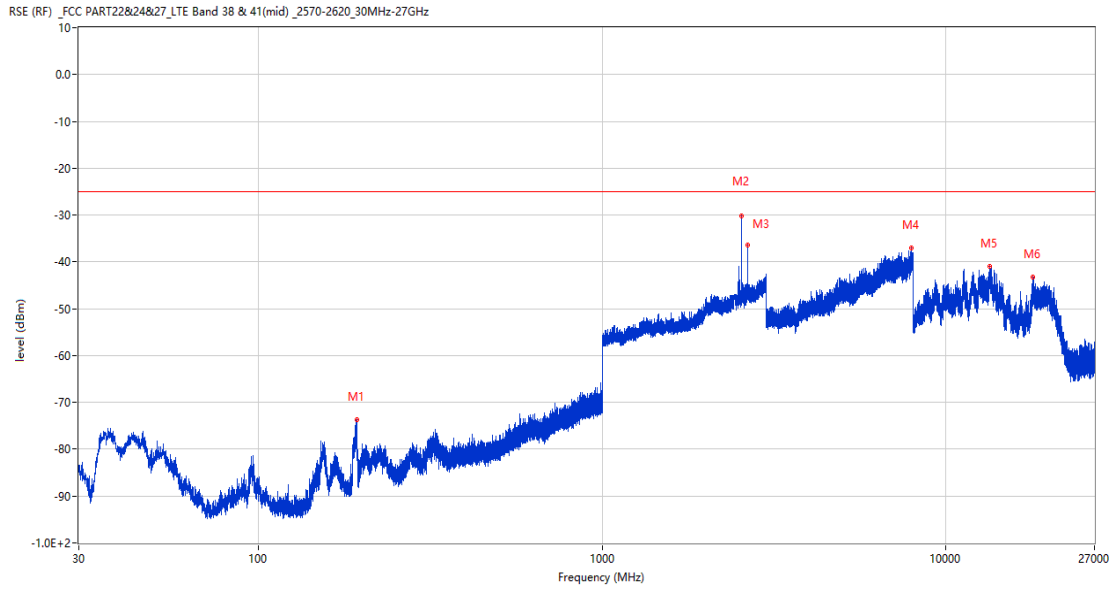
Frequency (MHz)	Result (dBm)	Factor (dB)	PK Limit (dBm)	Over Limit (dB)	Table (o)	ANT	EUT	Verdict
261.975	-74.38	-13.49	-25.0	-49.38	48.00	Horizontal	Horizontal	Pass
2539.600	-26.40	6.92	-25.0	-1.40	338.00	Horizontal	Horizontal	N/A
2652.200	-29.82	8.83	-25.0	-4.82	358.00	Horizontal	Horizontal	N/A
7976.750	-36.87	18.13	-25.0	-11.87	234.00	Horizontal	Horizontal	Pass
13452.188	-40.90	15.89	-25.0	-15.90	207.00	Horizontal	Horizontal	Pass
17942.249	-43.48	13.90	-25.0	-18.48	26.00	Horizontal	Horizontal	Pass

RSE-H&V CH37901 20M RB1 LOW CH38099 20M RB1 HIGH



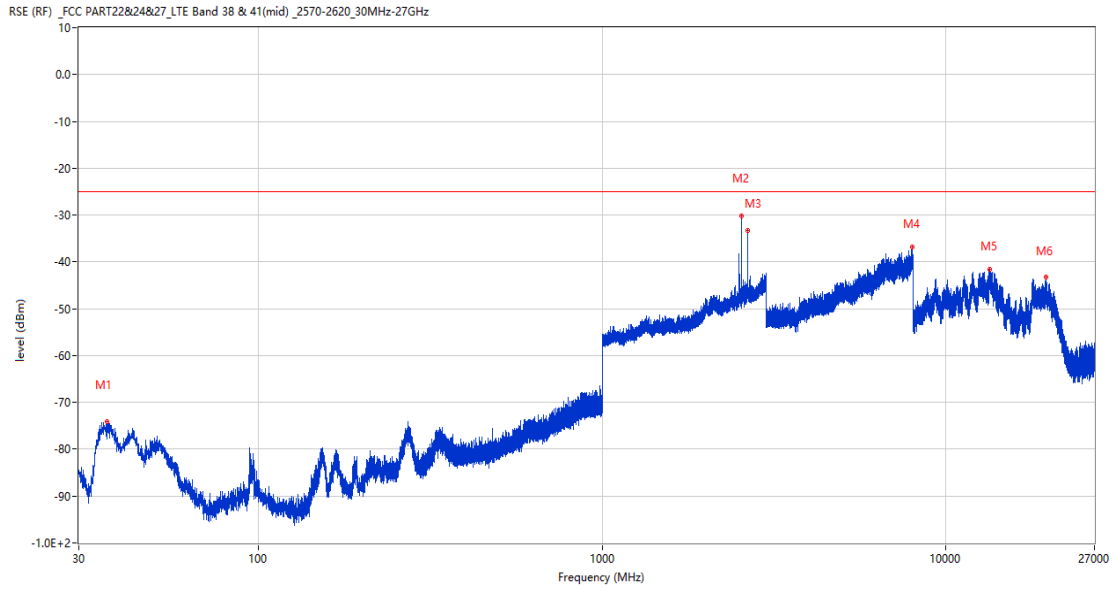
Frequency (MHz)	Result (dBm)	Factor (dB)	PK Limit (dBm)	Over Limit (dB)	Table (o)	ANT	EUT	Verdict
190.486	-71.06	-16.83	-25.0	-46.06	25.00	Horizontal	Vertical	Pass
2539.700	-28.44	6.91	-25.0	-3.44	200.00	Horizontal	Vertical	N/A
2652.400	-32.38	8.82	-25.0	-7.38	174.00	Horizontal	Vertical	N/A
7983.000	-36.98	18.17	-25.0	-11.98	221.00	Horizontal	Vertical	Pass
13528.575	-41.24	15.63	-25.0	-16.24	186.00	Horizontal	Vertical	Pass
17909.963	-43.29	13.13	-25.0	-18.29	117.00	Horizontal	Vertical	Pass

RSE-V&V CH37901 20M RB1 LOW CH38099 20M RB1 HIGH



Frequency (MHz)	Result (dBm)	Factor (dB)	PK Limit (dBm)	Over Limit (dB)	Table (o)	ANT	EUT	Verdict
193.154	-73.65	-16.18	-25.0	-48.65	171.00	Vertical	Vertical	Pass
2539.600	-30.23	6.92	-25.0	-5.23	256.00	Vertical	Vertical	N/A
2652.400	-36.46	8.82	-25.0	-11.46	250.00	Vertical	Vertical	N/A
7933.500	-36.97	18.78	-25.0	-11.97	279.00	Vertical	Vertical	Pass
13352.963	-41.01	16.57	-25.0	-16.01	322.00	Vertical	Vertical	Pass
17911.538	-43.18	13.17	-25.0	-18.18	186.00	Vertical	Vertical	Pass

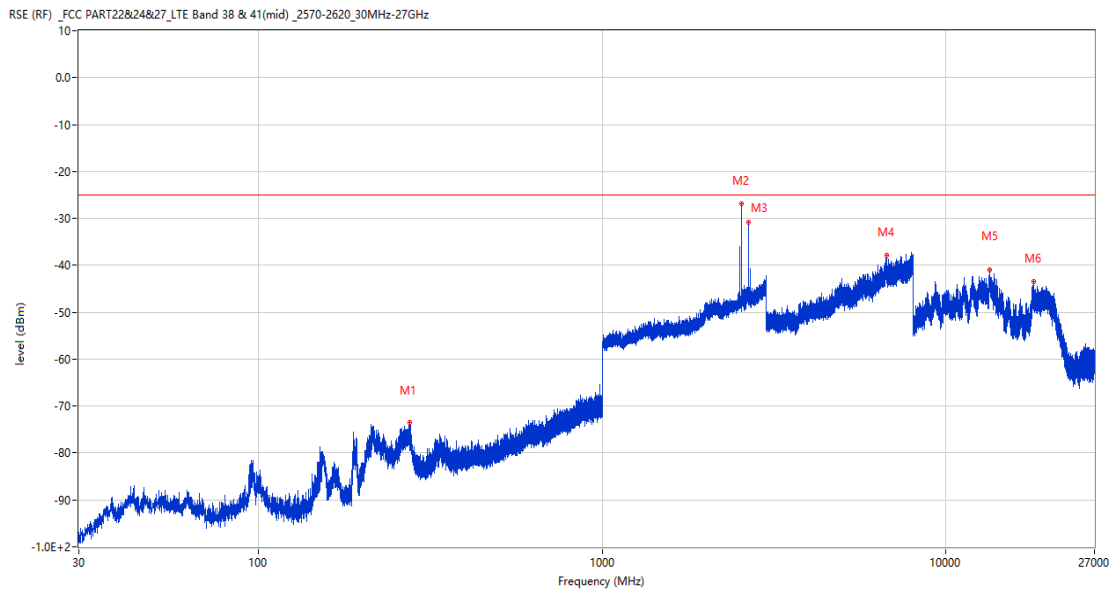
RSE-V&H CH37901 20M RB1 LOW CH38099 20M RB1 HIGH



Frequency (MHz)	Result (dBm)	Factor (dB)	PK Limit (dBm)	Over Limit (dB)	Table (o)	ANT	EUT	Verdict
36.305	-74.03	-21.51	-25.0	-49.03	5.00	Vertical	Horizontal	Pass
2539.300	-30.19	6.94	-25.0	-5.19	205.00	Vertical	Horizontal	N/A
2652.400	-33.22	8.82	-25.0	-8.22	193.00	Vertical	Horizontal	N/A
7948.250	-36.86	18.72	-25.0	-11.86	31.00	Vertical	Horizontal	Pass
13389.187	-41.51	16.91	-25.0	-16.51	71.00	Vertical	Horizontal	Pass
19568.699	-43.28	12.93	-25.0	-18.28	133.00	Vertical	Horizontal	Pass

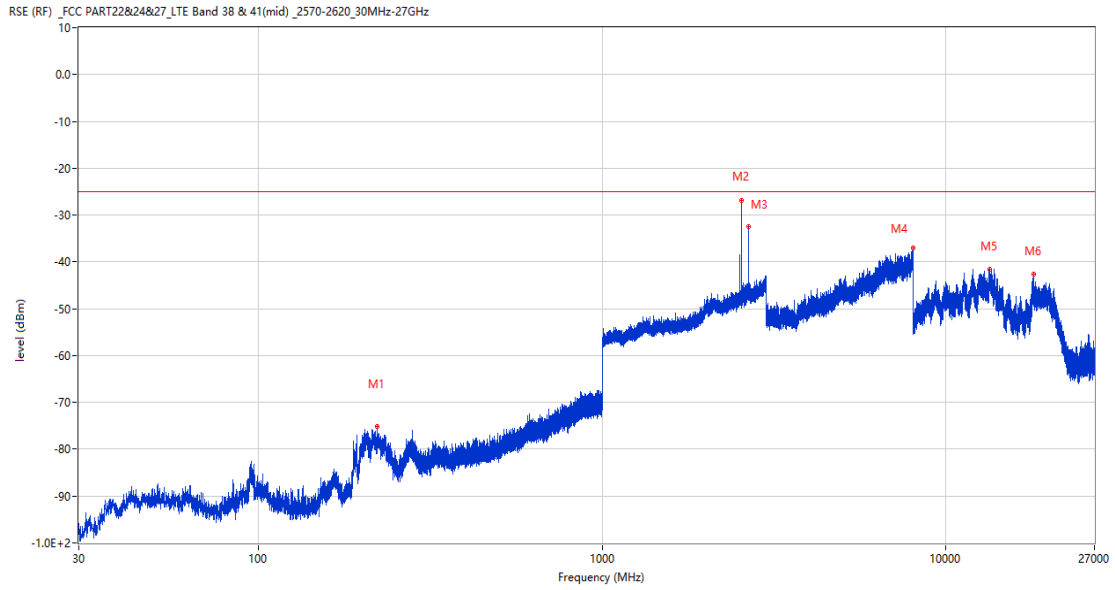
16.6 CA_38C 20MHz+20MHz, QPSK, High Channel

RSE-H&H CH37952 20M RB1 LOW CH38150 20M RB1 HIGH



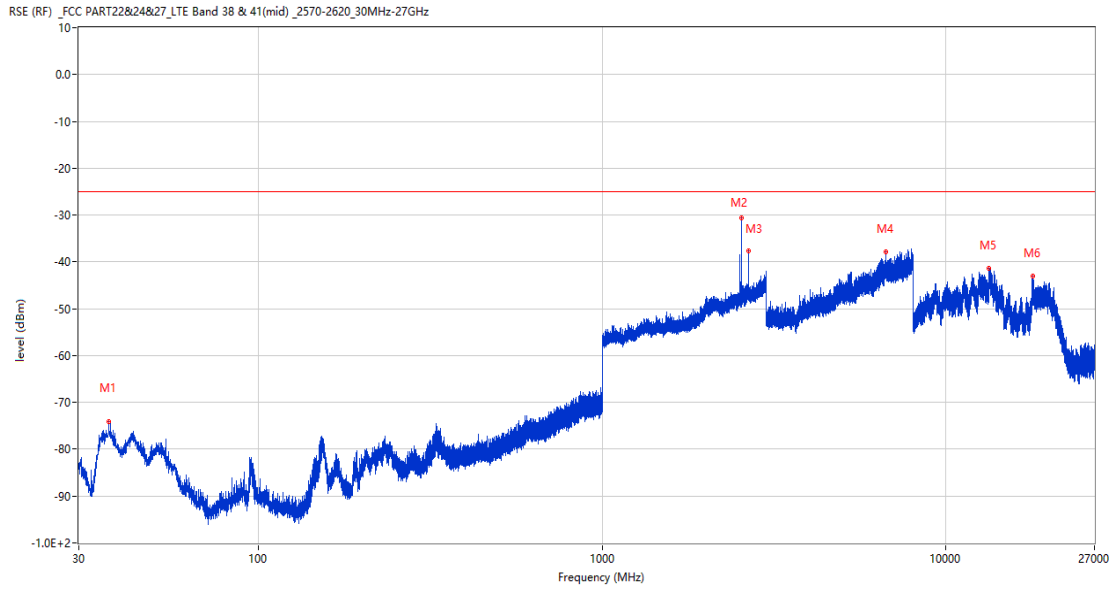
Frequency (MHz)	Result (dBm)	Factor (dB)	PK Limit (dBm)	Over Limit (dB)	Table (o)	ANT	EUT	Verdict
275.070	-73.47	-12.54	-25.0	-48.47	51.00	Horizontal	Horizontal	Pass
2544.400	-26.80	6.79	-25.0	-1.80	319.00	Horizontal	Horizontal	N/A
2657.200	-30.77	8.95	-25.0	-5.77	332.00	Horizontal	Horizontal	N/A
6701.000	-37.77	16.81	-25.0	-12.77	102.00	Horizontal	Horizontal	Pass
13367.400	-41.05	16.70	-25.0	-16.05	230.00	Horizontal	Horizontal	Pass
17955.637	-43.54	13.95	-25.0	-18.54	71.00	Horizontal	Horizontal	Pass

RSE-H&V CH37952 20M RB1 LOW CH38150 20M RB1 HIGH



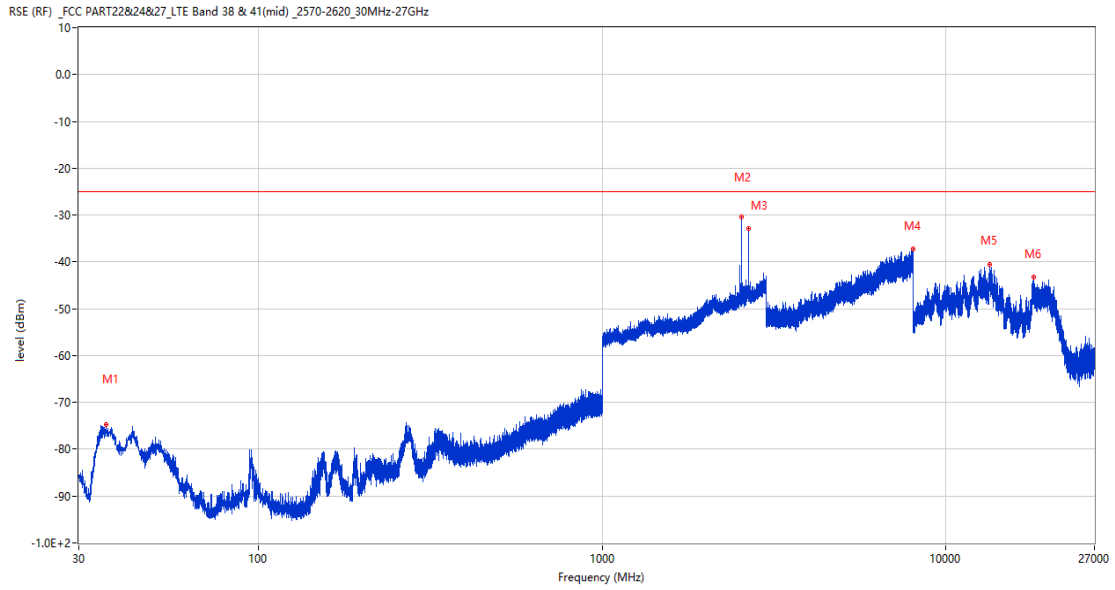
Frequency (MHz)	Result (dBm)	Factor (dB)	PK Limit (dBm)	Over Limit (dB)	Table (o)	ANT	EUT	Verdict
221.721	-75.09	-14.62	-25.0	-50.09	1.00	Horizontal	Vertical	Pass
2544.400	-26.96	6.79	-25.0	-1.96	199.00	Horizontal	Vertical	N/A
2657.600	-32.52	8.94	-25.0	-7.52	174.00	Horizontal	Vertical	N/A
7997.000	-36.93	18.84	-25.0	-11.93	191.00	Horizontal	Vertical	Pass
13349.550	-41.64	16.52	-25.0	-16.64	5.00	Horizontal	Vertical	Pass
17975.589	-42.58	13.46	-25.0	-17.58	27.00	Horizontal	Vertical	Pass

RSE-V&V CH37952 20M RB1 LOW CH38150 20M RB1 HIGH



Frequency (MHz)	Result (dBm)	Factor (dB)	PK Limit (dBm)	Over Limit (dB)	Table (o)	ANT	EUT	Verdict
36.645	-74.18	-21.23	-25.0	-49.18	19.00	Vertical	Vertical	Pass
2544.400	-30.54	6.79	-25.0	-5.54	231.00	Vertical	Vertical	N/A
2657.700	-37.73	8.94	-25.0	-12.73	301.00	Vertical	Vertical	N/A
6674.250	-37.89	16.66	-25.0	-12.89	0.00	Vertical	Vertical	Pass
13345.350	-41.44	16.36	-25.0	-16.44	276.00	Vertical	Vertical	Pass
17827.801	-43.05	12.44	-25.0	-18.05	26.00	Vertical	Vertical	Pass

RSE-V&H CH37952 20M RB1 LOW CH38150 20M RB1 HIGH

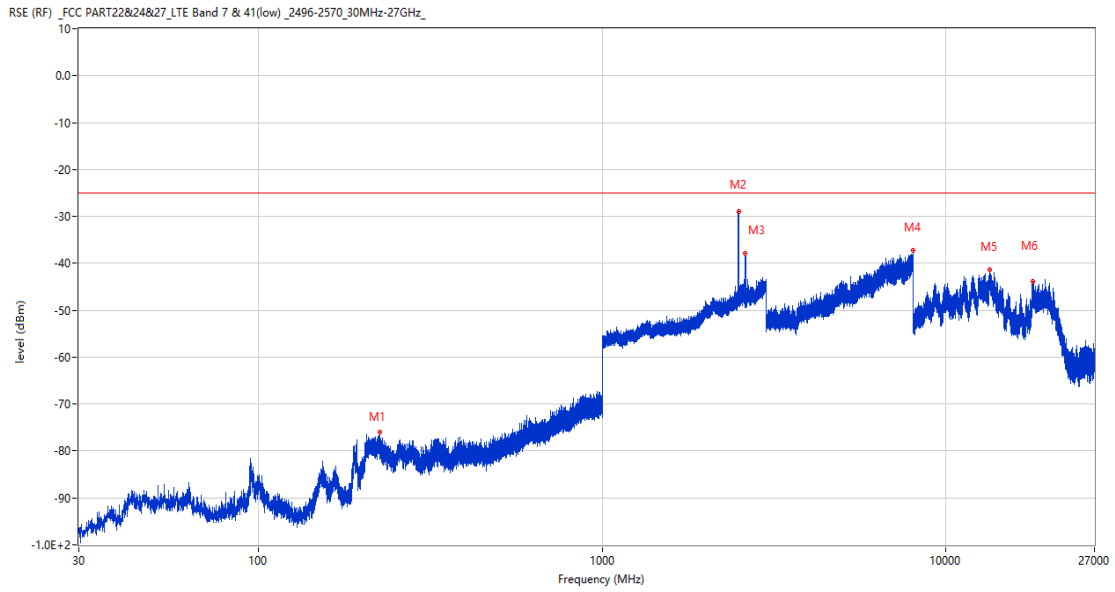


Frequency (MHz)	Result (dBm)	Factor (dB)	PK Limit (dBm)	Over Limit (dB)	Table (o)	ANT	EUT	Verdict
35.965	-74.66	-21.81	-25.0	-49.66	3.00	Vertical	Horizontal	Pass
2544.600	-30.44	6.81	-25.0	-5.44	204.00	Vertical	Horizontal	N/A
2657.400	-32.90	8.94	-25.0	-7.90	172.00	Vertical	Horizontal	N/A
7997.500	-37.13	18.88	-25.0	-12.13	118.00	Vertical	Horizontal	Pass
13407.300	-40.61	16.85	-25.0	-15.61	322.00	Vertical	Horizontal	Pass
17929.912	-43.20	13.61	-25.0	-18.20	345.00	Vertical	Horizontal	Pass

17 CA_41C

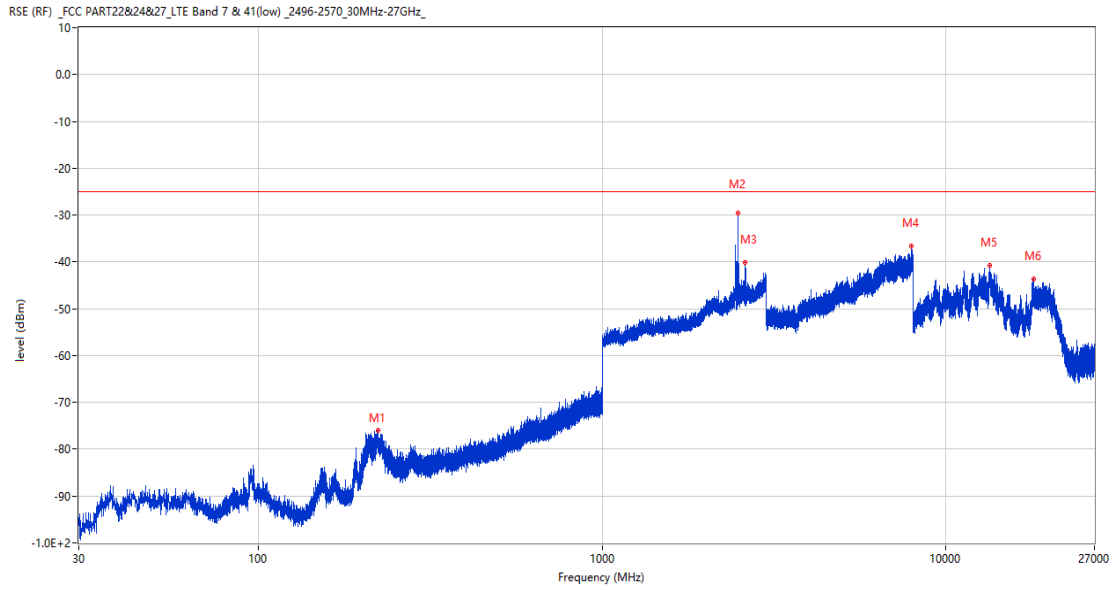
17.1 CA_41C 20MHz+5MHz, QPSK, Low Channel

RSE-H&H CH39750 20M RB1 LOW CH39867 5M RB1 HIGH



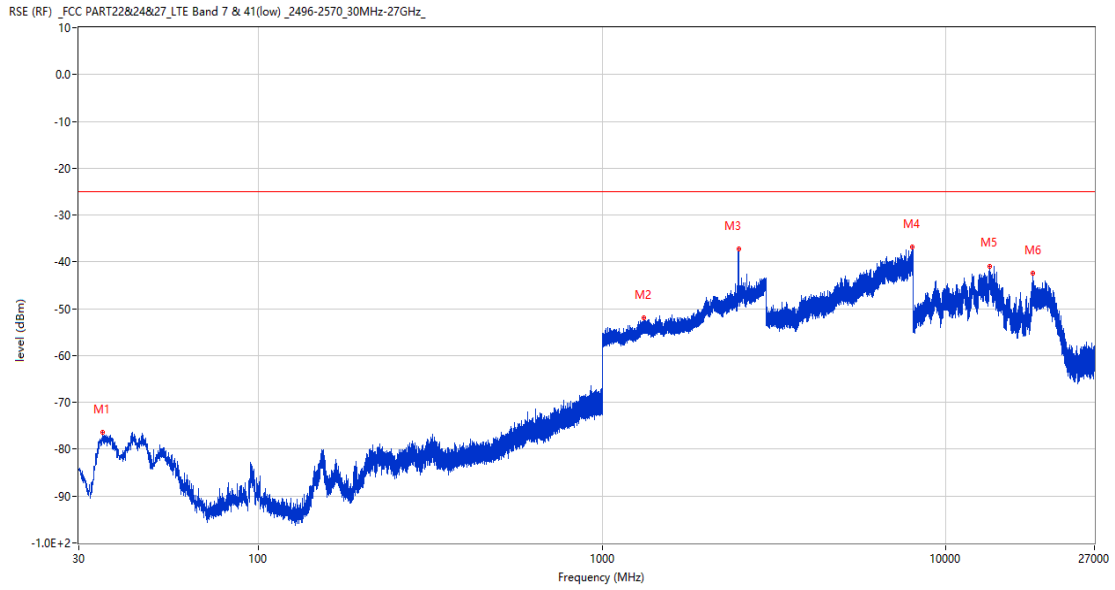
Frequency (MHz)	Result (dBm)	Factor (dB)	PK Limit (dBm)	Over Limit (dB)	Table (o)	ANT	EUT	Verdict
224.921	-75.87	-14.34	-25.0	-50.87	24.00	Horizontal	Horizontal	Pass
2489.100	-28.96	8.84	-25.0	-3.96	301.00	Horizontal	Horizontal	N/A
2594.100	-37.79	8.80	-25.0	-12.79	0.00	Horizontal	Horizontal	Pass
7998.000	-37.27	18.89	-25.0	-12.27	138.00	Horizontal	Horizontal	Pass
13352.700	-41.37	16.57	-25.0	-16.37	117.00	Horizontal	Horizontal	Pass
17915.738	-43.92	13.27	-25.0	-18.92	49.00	Horizontal	Horizontal	Pass

RSE-H&V CH39750 20M RB1 LOW CH39867 5M RB1 HIGH



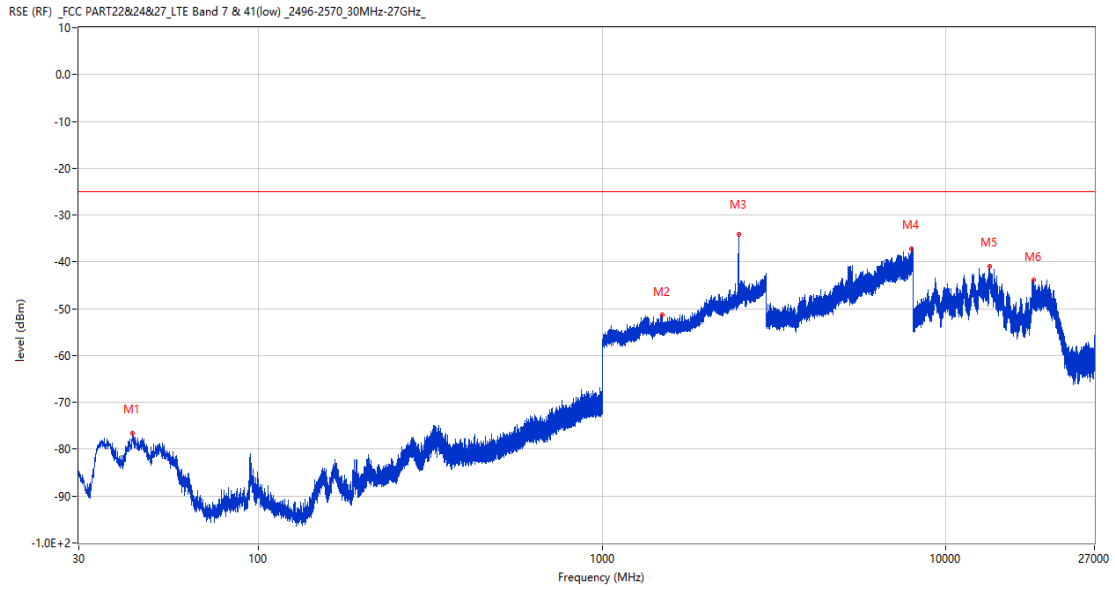
Frequency (MHz)	Result (dBm)	Factor (dB)	PK Limit (dBm)	Over Limit (dB)	Table (o)	ANT	EUT	Verdict
222.109	-76.05	-14.56	-25.0	-51.05	360.00	Horizontal	Vertical	Pass
2486.900	-29.64	8.82	-25.0	-4.64	357.00	Horizontal	Vertical	N/A
2596.500	-40.17	8.34	-25.0	-15.17	148.00	Horizontal	Vertical	Pass
7931.500	-36.56	18.77	-25.0	-11.56	38.00	Horizontal	Vertical	Pass
13407.825	-40.82	16.84	-25.0	-15.82	185.00	Horizontal	Vertical	Pass
17990.552	-43.63	13.08	-25.0	-18.63	1.00	Horizontal	Vertical	Pass

RSE-V&V CH39750 20M RB1 LOW CH39867 5M RB1 HIGH



Frequency (MHz)	Result (dBm)	Factor (dB)	PK Limit (dBm)	Over Limit (dB)	Table (o)	ANT	EUT	Verdict
35.238	-76.31	-22.73	-25.0	-51.31	2.00	Vertical	Vertical	Pass
1322.500	-51.99	0.58	-25.0	-26.99	0.00	Vertical	Vertical	Pass
2489.200	-37.18	8.84	-25.0	-12.18	339.00	Vertical	Vertical	N/A
7990.750	-36.92	18.43	-25.0	-11.92	170.00	Vertical	Vertical	Pass
13378.688	-40.99	16.81	-25.0	-15.99	140.00	Vertical	Vertical	Pass
17902.612	-42.33	12.95	-25.0	-17.33	275.00	Vertical	Vertical	Pass

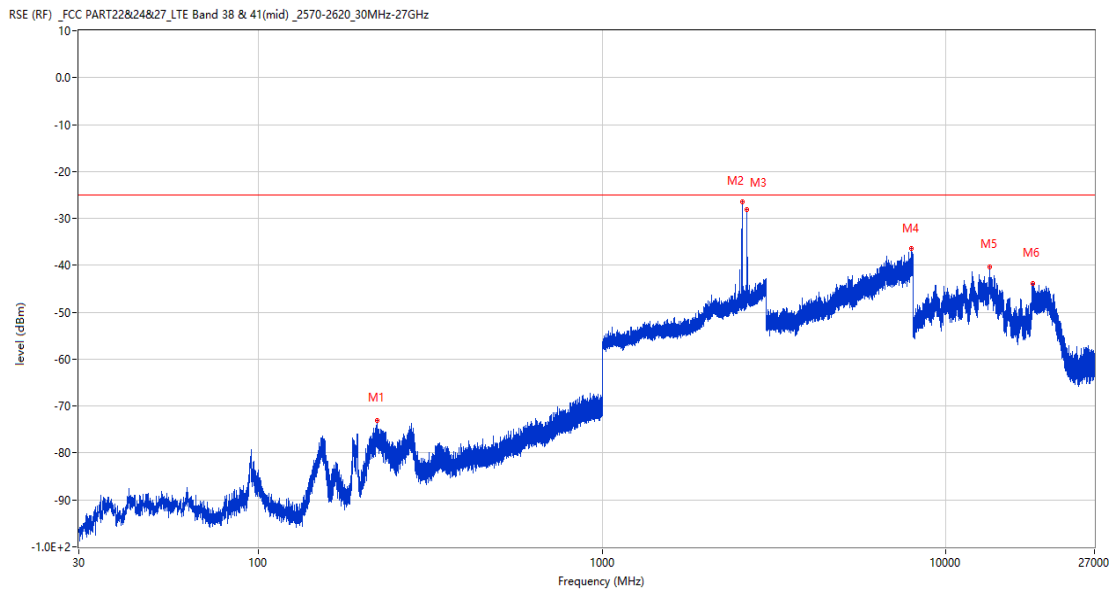
RSE-V&H CH39750 20M RB1 LOW CH39867 5M RB1 HIGH



Frequency (MHz)	Result (dBm)	Factor (dB)	PK Limit (dBm)	Over Limit (dB)	Table (o)	ANT	EUT	Verdict
42.901	-76.61	-16.54	-25.0	-51.61	2.00	Vertical	Horizontal	Pass
1489.800	-51.35	0.46	-25.0	-26.35	294.00	Vertical	Horizontal	Pass
2490.200	-34.07	8.85	-25.0	-9.07	0.00	Vertical	Horizontal	N/A
7933.500	-37.22	18.78	-25.0	-12.22	268.00	Vertical	Horizontal	Pass
13370.287	-41.04	16.73	-25.0	-16.04	1.00	Vertical	Horizontal	Pass
17935.161	-43.91	13.73	-25.0	-18.91	360.00	Vertical	Horizontal	Pass

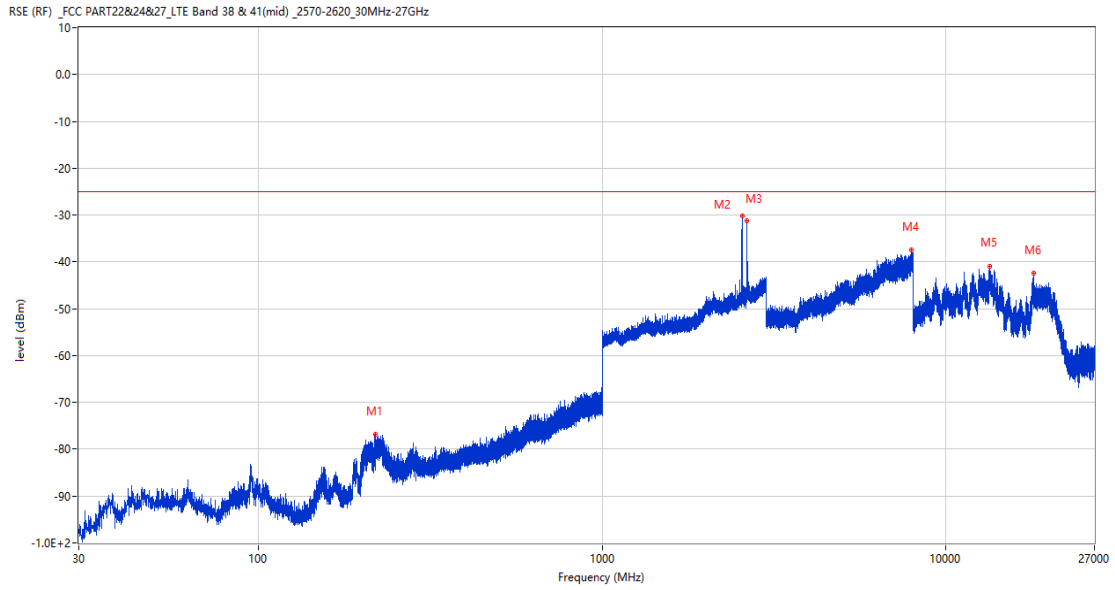
17.2 CA_41C 20MHz+5MHz, QPSK, Middle Channel

RSE-H&HCH40595 20M RB1 LOW CH40712 5M RB1 HIGH



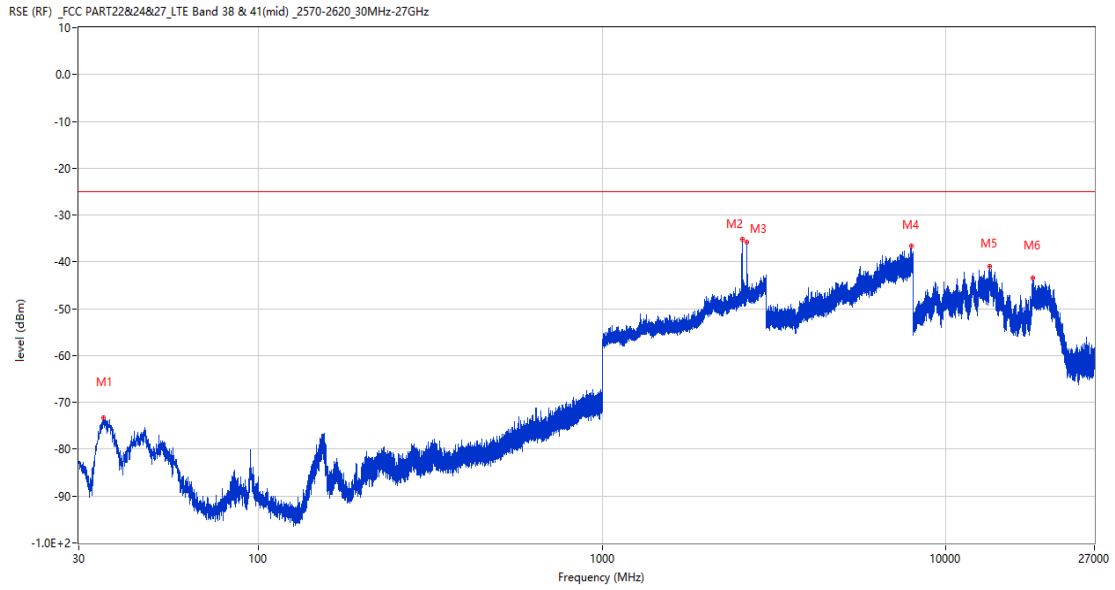
Frequency (MHz)	Result (dBm)	Factor (dB)	PK Limit (dBm)	Over Limit (dB)	Table (o)	ANT	EUT	Verdict
221.721	-73.08	-14.62	-25.0	-48.08	25.00	Horizontal	Horizontal	Pass
2559.700	-26.56	8.24	-25.0	-1.56	0.00	Horizontal	Horizontal	N/A
2628.100	-28.20	8.99	-25.0	-3.20	348.00	Horizontal	Horizontal	N/A
7941.250	-36.37	18.96	-25.0	-11.37	56.00	Horizontal	Horizontal	Pass
13359.787	-40.36	16.63	-25.0	-15.36	1.00	Horizontal	Horizontal	Pass
17875.313	-43.93	12.37	-25.0	-18.93	1.00	Horizontal	Horizontal	Pass

RSE-H&VCH40595 20M RB1 LOW CH40712 5M RB1 HIGH



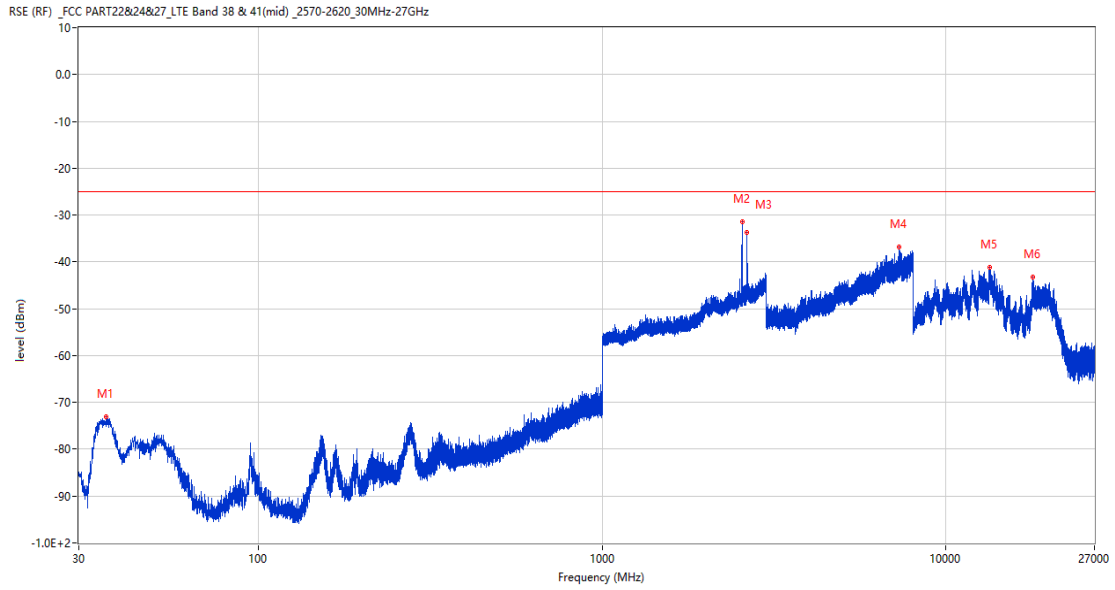
Frequency (MHz)	Result (dBm)	Factor (dB)	PK Limit (dBm)	Over Limit (dB)	Table (o)	ANT	EUT	Verdict
218.326	-76.86	-14.91	-25.0	-51.86	15.00	Horizontal	Vertical	Pass
2559.600	-30.25	8.24	-25.0	-5.25	207.00	Horizontal	Vertical	N/A
2628.100	-31.22	8.99	-25.0	-6.22	143.00	Horizontal	Vertical	N/A
7935.250	-37.36	18.85	-25.0	-12.36	3.00	Horizontal	Vertical	Pass
13357.688	-40.98	16.61	-25.0	-15.98	299.00	Horizontal	Vertical	Pass
17955.899	-42.45	13.94	-25.0	-17.45	253.00	Horizontal	Vertical	Pass

RSE-V&VCH40595 20M RB1 LOW CH40712 5M RB1 HIGH



Frequency (MHz)	Result (dBm)	Factor (dB)	PK Limit (dBm)	Over Limit (dB)	Table (o)	ANT	EUT	Verdict
35.286	-73.31	-22.67	-25.0	-48.31	348.00	Vertical	Vertical	Pass
2559.700	-35.06	8.24	-25.0	-10.06	262.00	Vertical	Vertical	N/A
2628.100	-35.80	8.99	-25.0	-10.80	111.00	Vertical	Vertical	N/A
7918.250	-36.65	18.17	-25.0	-11.65	350.00	Vertical	Vertical	Pass
13382.362	-41.00	16.84	-25.0	-16.00	275.00	Vertical	Vertical	Pass
17915.474	-43.50	13.26	-25.0	-18.50	72.00	Vertical	Vertical	Pass

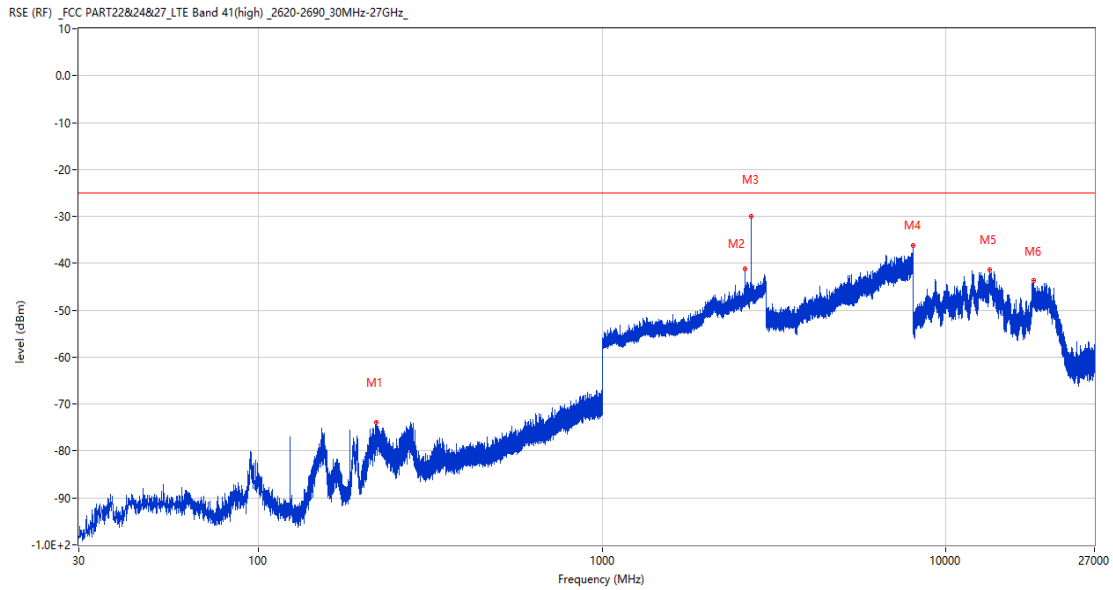
RSE-V&HCH40595 20M RB1 LOW CH40712 5M RB1 HIGH



Frequency (MHz)	Result (dBm)	Factor (dB)	PK Limit (dBm)	Over Limit (dB)	Table (o)	ANT	EUT	Verdict
36.062	-73.12	-21.71	-25.0	-48.12	2.00	Vertical	Horizontal	Pass
2559.800	-31.52	8.25	-25.0	-6.52	200.00	Vertical	Horizontal	N/A
2627.800	-33.76	8.99	-25.0	-8.76	359.00	Vertical	Horizontal	N/A
7303.250	-36.79	16.70	-25.0	-11.79	234.00	Vertical	Horizontal	Pass
13371.076	-41.24	16.74	-25.0	-16.24	3.00	Vertical	Horizontal	Pass
17920.463	-43.34	13.38	-25.0	-18.34	360.00	Vertical	Horizontal	Pass

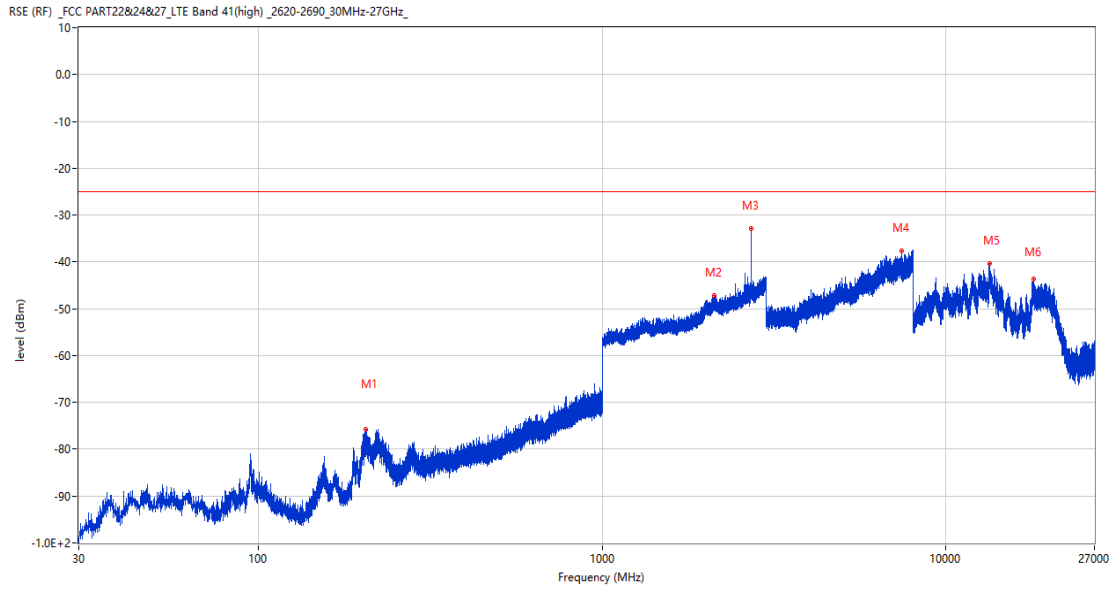
17.3 CA_41C 20MHz+5MHz, QPSK, High Channel

RSE-H&H CH41440 20M RB1 LOW CH41557 5M RB1 HIGH



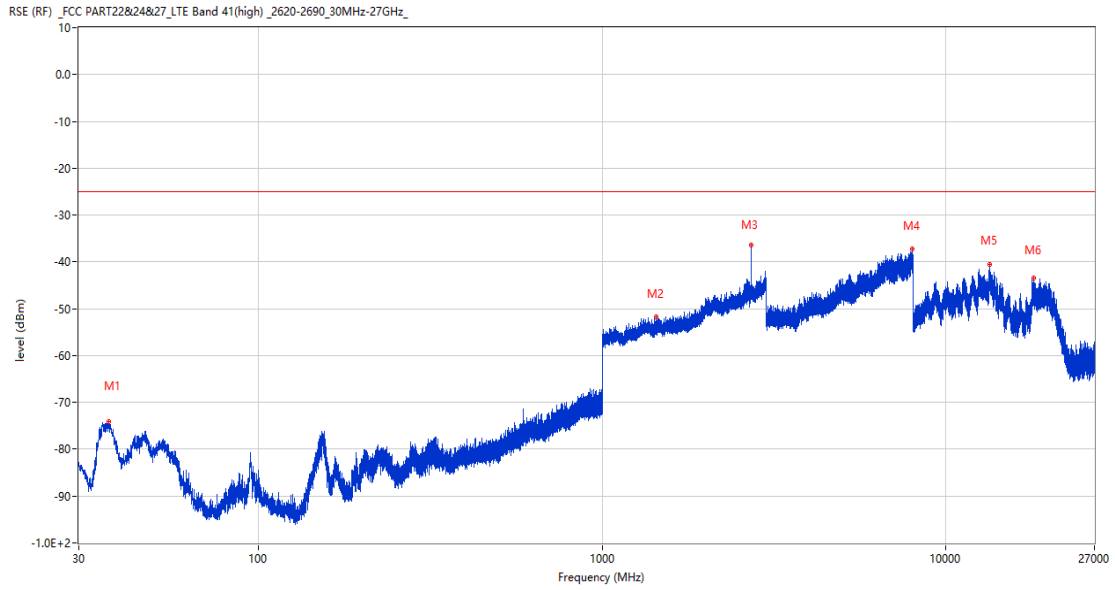
Frequency (MHz)	Result (dBm)	Factor (dB)	PK Limit (dBm)	Over Limit (dB)	Table (o)	ANT	EUT	Verdict
220.314	-73.82	-14.78	-25.0	-48.82	16.00	Horizontal	Horizontal	Pass
2598.800	-41.09	8.10	-25.0	-16.09	325.00	Horizontal	Horizontal	Pass
2712.700	-29.92	8.72	-25.0	-4.92	325.00	Horizontal	Horizontal	N/A
7995.500	-36.20	18.76	-25.0	-11.20	0.00	Horizontal	Horizontal	Pass
13409.662	-41.40	16.80	-25.0	-16.40	184.00	Horizontal	Horizontal	Pass
17959.313	-43.68	13.86	-25.0	-18.68	253.00	Horizontal	Horizontal	Pass

RSE-H&V CH41440 20M RB1 LOW CH41557 5M RB1 HIGH



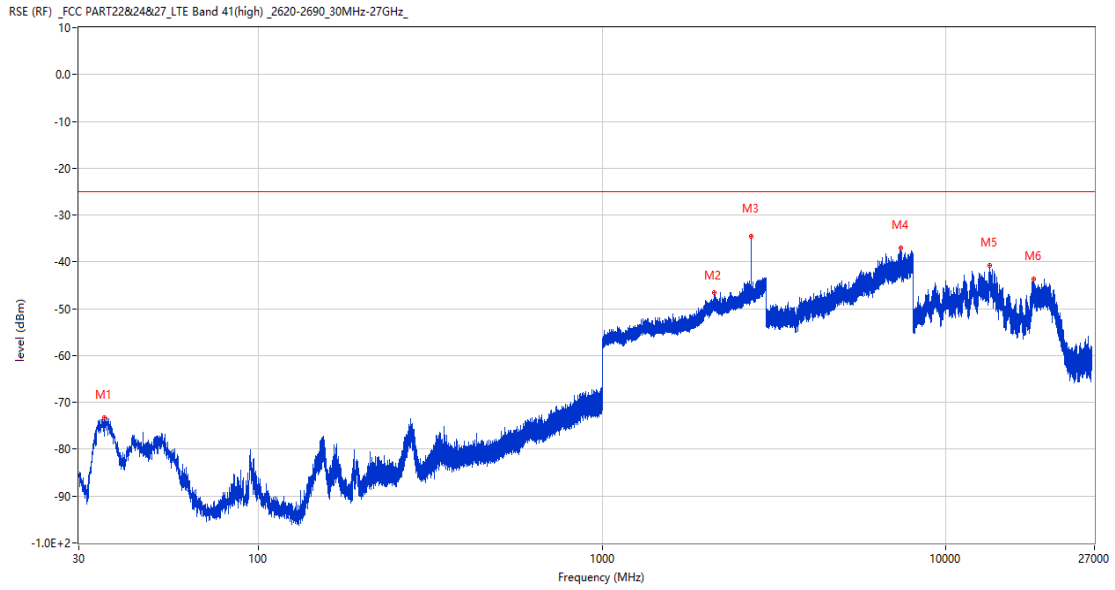
Frequency (MHz)	Result (dBm)	Factor (dB)	PK Limit (dBm)	Over Limit (dB)	Table (o)	ANT	EUT	Verdict
205.376	-75.73	-15.59	-25.0	-50.73	1.00	Horizontal	Vertical	Pass
2118.700	-47.20	5.44	-25.0	-22.20	112.00	Horizontal	Vertical	Pass
2712.700	-32.91	8.72	-25.0	-7.91	138.00	Horizontal	Vertical	N/A
7404.500	-37.72	17.89	-25.0	-12.72	156.00	Horizontal	Vertical	Pass
13362.675	-40.40	16.66	-25.0	-15.40	49.00	Horizontal	Vertical	Pass
17964.300	-43.59	13.74	-25.0	-18.59	117.00	Horizontal	Vertical	Pass

RSE-V&V CH41440 20M RB1 LOW CH41557 5M RB1 HIGH



Frequency (MHz)	Result (dBm)	Factor (dB)	PK Limit (dBm)	Over Limit (dB)	Table (o)	ANT	EUT	Verdict
36.742	-74.14	-21.13	-25.0	-49.14	360.00	Vertical	Vertical	Pass
1437.000	-51.81	0.71	-25.0	-26.81	23.00	Vertical	Vertical	Pass
2712.800	-36.39	8.73	-25.0	-11.39	67.00	Vertical	Vertical	N/A
7974.500	-37.23	18.14	-25.0	-12.23	0.00	Vertical	Vertical	Pass
13398.112	-40.62	16.99	-25.0	-15.62	4.00	Vertical	Vertical	Pass
17986.613	-43.45	13.18	-25.0	-18.45	117.00	Vertical	Vertical	Pass

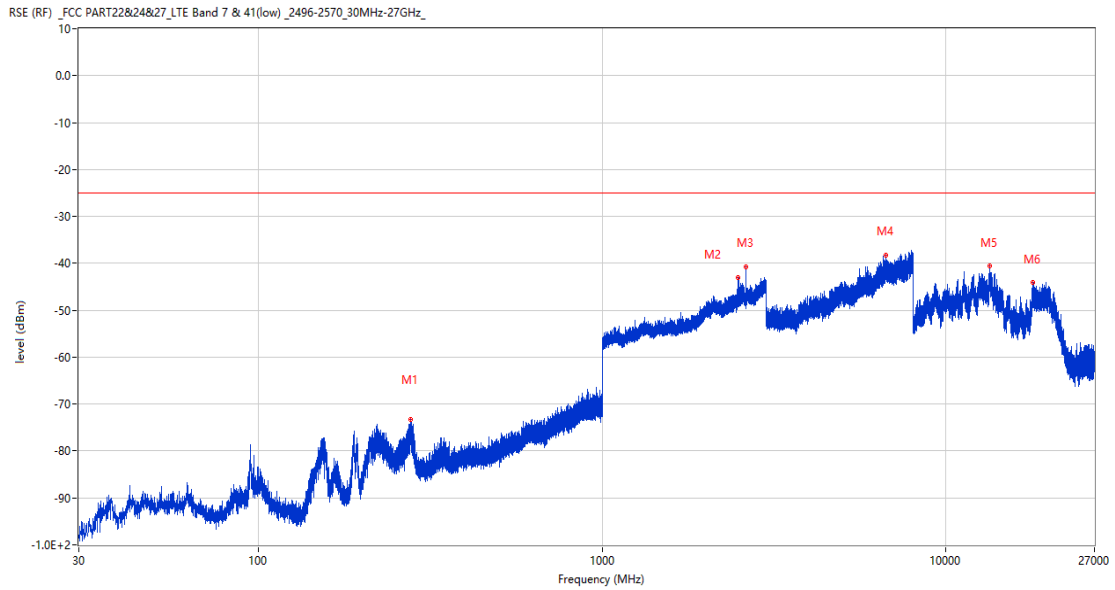
RSE-V&H CH41440 20M RB1 LOW CH41557 5M RB1 HIGH



Frequency (MHz)	Result (dBm)	Factor (dB)	PK Limit (dBm)	Over Limit (dB)	Table (o)	ANT	EUT	Verdict
35.626	-73.29	-22.23	-25.0	-48.29	23.00	Vertical	Horizontal	Pass
2118.300	-46.62	5.47	-25.0	-21.62	267.00	Vertical	Horizontal	Pass
2712.600	-34.61	8.72	-25.0	-9.61	91.00	Vertical	Horizontal	N/A
7365.750	-36.99	17.17	-25.0	-11.99	3.00	Vertical	Horizontal	Pass
13375.275	-40.70	16.78	-25.0	-15.70	207.00	Vertical	Horizontal	Pass
17933.851	-43.72	13.70	-25.0	-18.72	163.00	Vertical	Horizontal	Pass

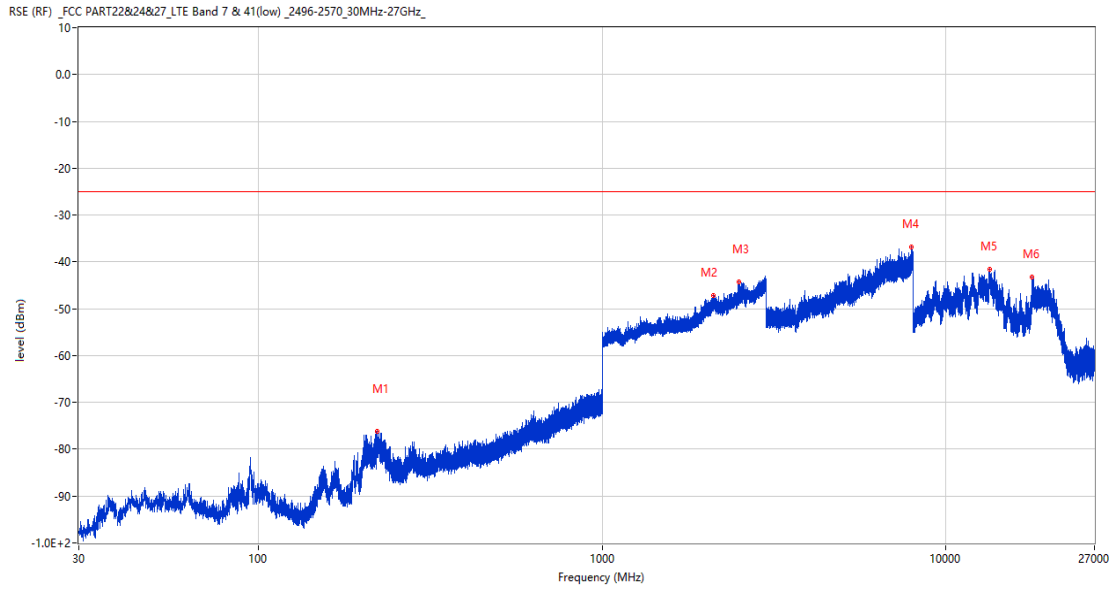
17.4 CA_41C 20MHz+20MHz, QPSK, Low Channel

RSE-H&HCH39750 20M RB1 LOW CH39948 20M RB1 HIGH



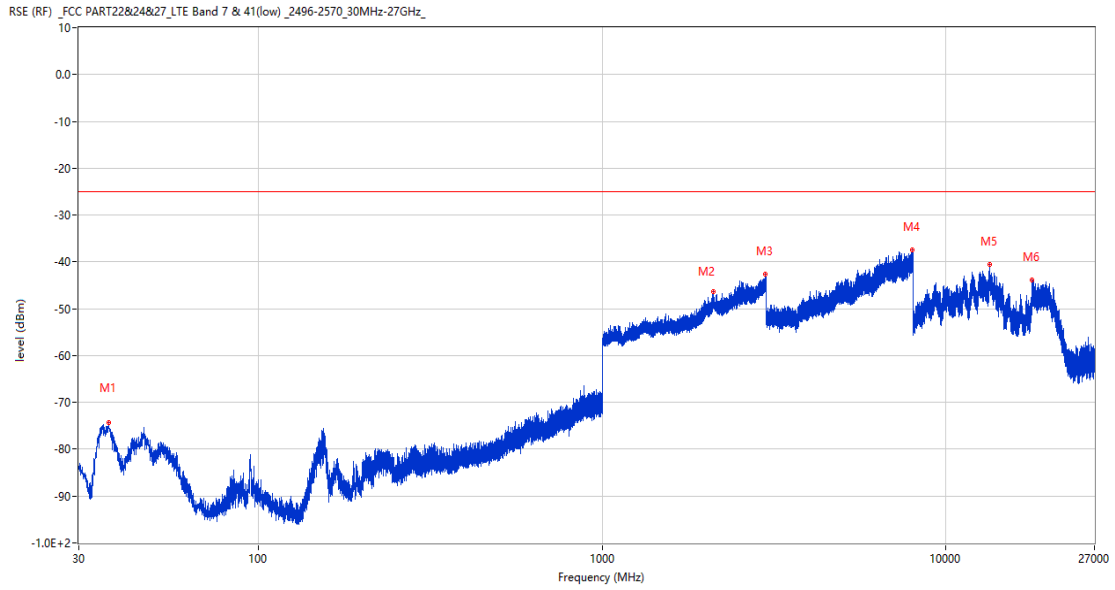
Frequency (MHz)	Result (dBm)	Factor (dB)	PK Limit (dBm)	Over Limit (dB)	Table (o)	ANT	EUT	Verdict
277.010	-73.20	-12.26	-25.0	-48.20	42.00	Horizontal	Horizontal	Pass
2487.900	-43.03	8.83	-25.0	-18.03	208.00	Horizontal	Horizontal	N/A
2611.000	-40.75	8.28	-25.0	-15.75	359.00	Horizontal	Horizontal	N/A
6691.500	-38.20	17.03	-25.0	-13.20	72.00	Horizontal	Horizontal	Pass
13391.287	-40.51	16.93	-25.0	-15.51	3.00	Horizontal	Horizontal	Pass
17912.062	-44.15	13.18	-25.0	-19.15	360.00	Horizontal	Horizontal	Pass

RSE-H&VCH39750 20M RB1 LOW CH39948 20M RB1 HIGH



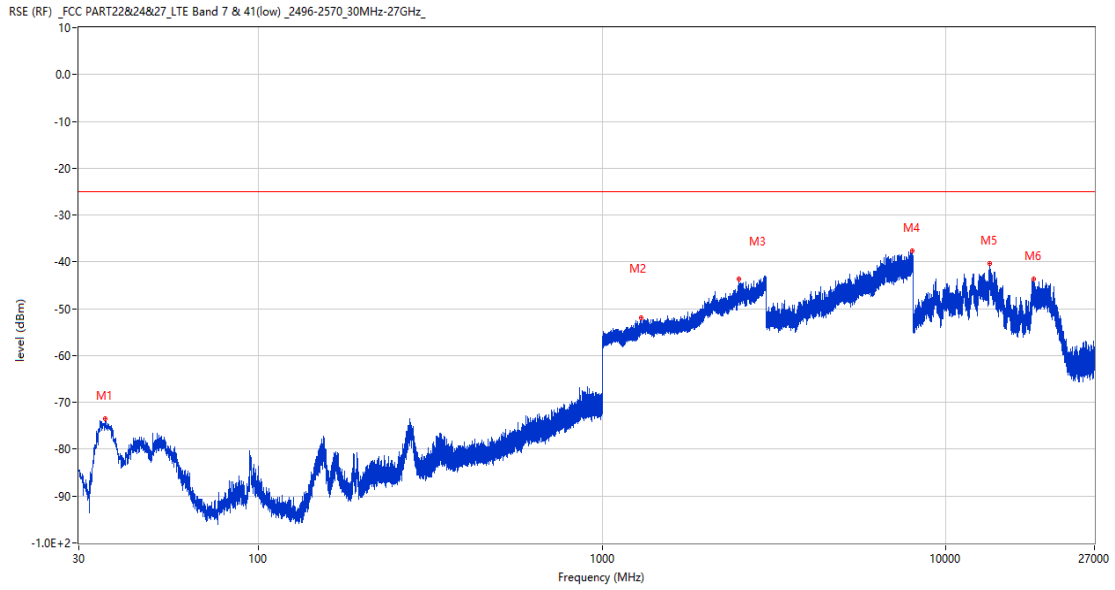
Frequency (MHz)	Result (dBm)	Factor (dB)	PK Limit (dBm)	Over Limit (dB)	Table (o)	ANT	EUT	Verdict
221.818	-76.14	-14.60	-25.0	-51.14	0.00	Horizontal	Vertical	Pass
2107.700	-47.11	6.07	-25.0	-22.11	170.00	Horizontal	Vertical	Pass
2489.800	-44.27	8.84	-25.0	-19.27	113.00	Horizontal	Vertical	N/A
7919.250	-36.76	18.21	-25.0	-11.76	270.00	Horizontal	Vertical	Pass
13351.125	-41.67	16.55	-25.0	-16.67	28.00	Horizontal	Vertical	Pass
17813.101	-43.32	12.84	-25.0	-18.32	5.00	Horizontal	Vertical	Pass

RSE-V&VCH39750 20M RB1 LOW CH39948 20M RB1 HIGH



Frequency (MHz)	Result (dBm)	Factor (dB)	PK Limit (dBm)	Over Limit (dB)	Table (o)	ANT	EUT	Verdict
36.645	-74.28	-21.23	-25.0	-49.28	34.00	Vertical	Vertical	Pass
2106.700	-46.34	5.98	-25.0	-21.34	296.00	Vertical	Vertical	Pass
2983.400	-42.57	11.51	-25.0	-17.57	163.00	Vertical	Vertical	Pass
7988.000	-37.45	18.31	-25.0	-12.45	153.00	Vertical	Vertical	Pass
13396.275	-40.44	16.97	-25.0	-15.44	45.00	Vertical	Vertical	Pass
17810.999	-43.85	12.90	-25.0	-18.85	3.00	Vertical	Vertical	Pass

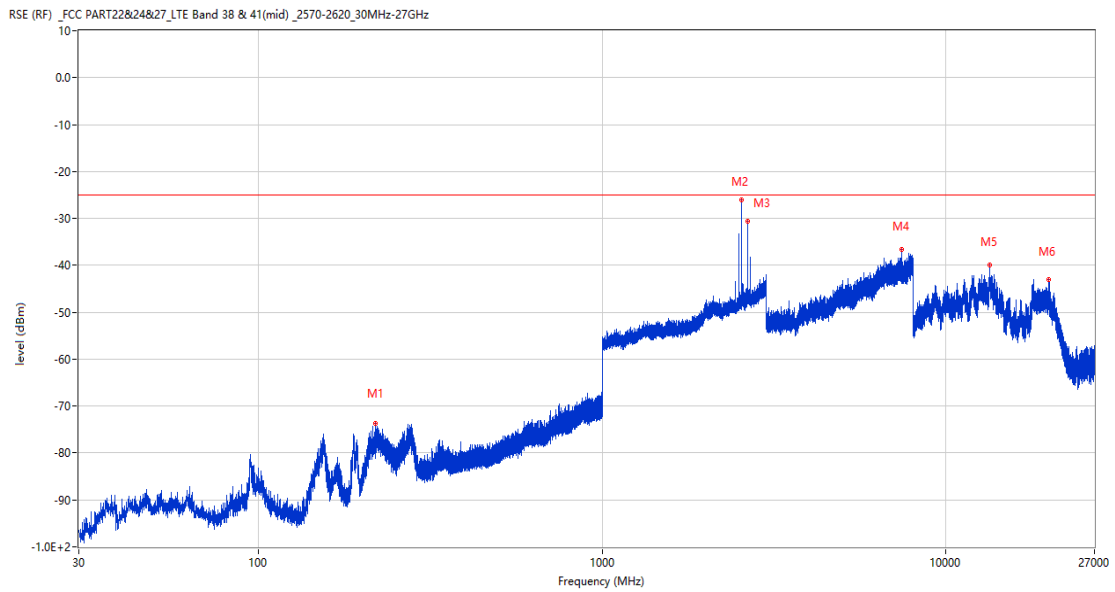
RSE-V&HCH39750 20M RB1 LOW CH39948 20M RB1 HIGH



Frequency (MHz)	Result (dBm)	Factor (dB)	PK Limit (dBm)	Over Limit (dB)	Table (o)	ANT	EUT	Verdict
35.868	-73.54	-21.93	-25.0	-48.54	0.00	Vertical	Horizontal	Pass
1298.700	-51.92	0.73	-25.0	-26.92	68.00	Vertical	Horizontal	Pass
2500.700	-43.69	8.93	-25.0	-18.69	360.00	Vertical	Horizontal	N/A
7960.750	-37.56	18.26	-25.0	-12.56	155.00	Vertical	Horizontal	Pass
13363.724	-40.38	16.67	-25.0	-15.38	252.00	Vertical	Horizontal	Pass
17982.413	-43.70	13.29	-25.0	-18.70	95.00	Vertical	Horizontal	Pass

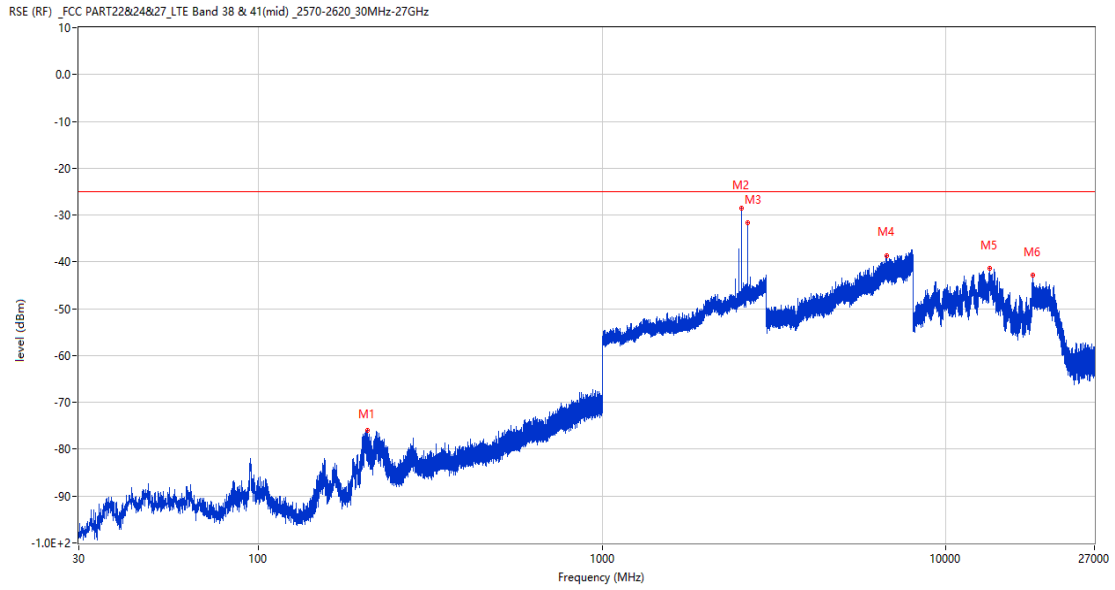
17.5 CA_41C 20MHz+20MHz, QPSK, Middle Channel

RSE-H&H CH40521 20M RB1 LOW CH40719 20M RB1 HIGH



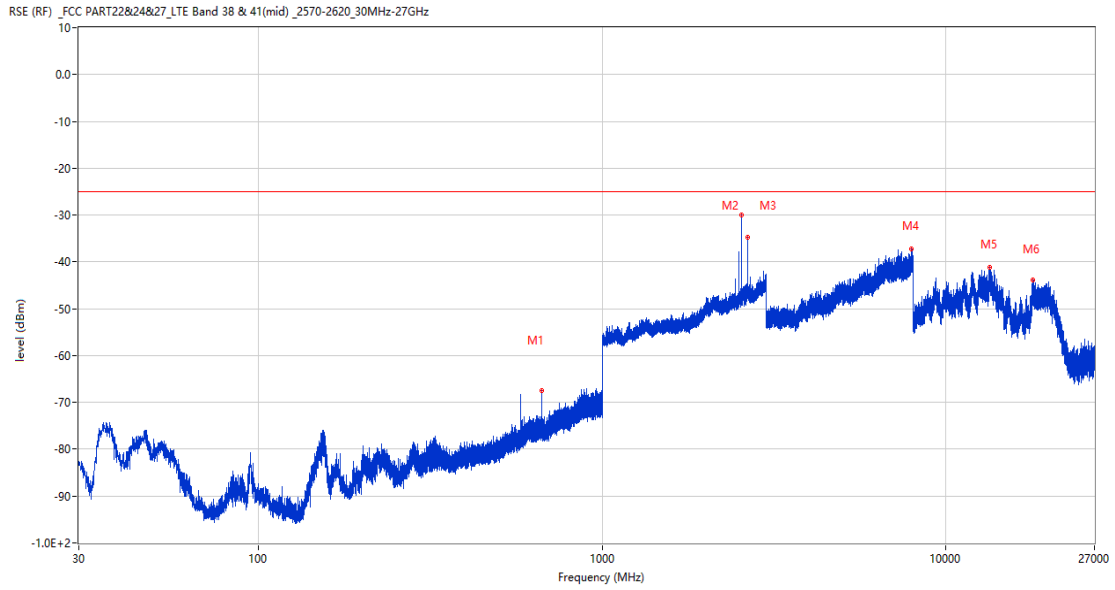
Frequency (MHz)	Result (dBm)	Factor (dB)	PK Limit (dBm)	Over Limit (dB)	Table (o)	ANT	EUT	Verdict
218.568	-73.70	-14.85	-25.0	-48.70	36.00	Horizontal	Horizontal	Pass
2537.600	-26.01	7.11	-25.0	-1.01	0.00	Horizontal	Horizontal	N/A
2650.400	-30.61	8.89	-25.0	-5.61	10.00	Horizontal	Horizontal	N/A
7404.750	-36.51	17.91	-25.0	-11.51	318.00	Horizontal	Horizontal	Pass
13351.125	-39.84	16.55	-25.0	-14.84	28.00	Horizontal	Horizontal	Pass
19872.901	-42.95	12.95	-25.0	-17.95	130.00	Horizontal	Horizontal	Pass

RSE-H&V CH40521 20M RB1 LOW CH40719 20M RB1 HIGH



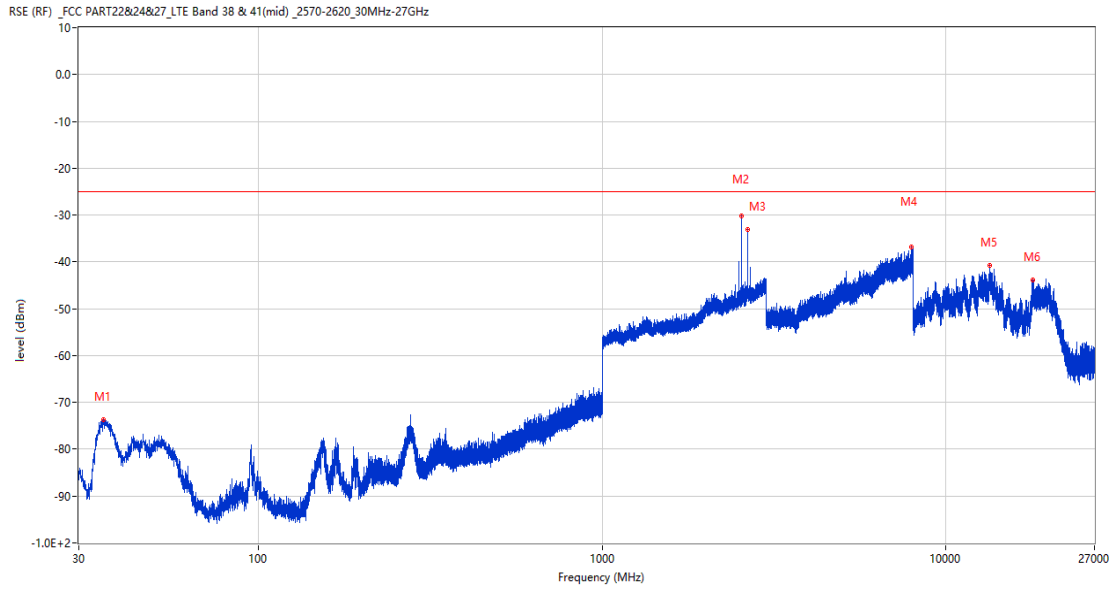
Frequency (MHz)	Result (dBm)	Factor (dB)	PK Limit (dBm)	Over Limit (dB)	Table (o)	ANT	EUT	Verdict
207.946	-76.05	-15.36	-25.0	-51.05	10.00	Horizontal	Vertical	Pass
2537.400	-28.50	7.11	-25.0	-3.50	213.00	Horizontal	Vertical	N/A
2650.100	-31.55	8.93	-25.0	-6.55	175.00	Horizontal	Vertical	N/A
6719.250	-38.71	16.63	-25.0	-13.71	350.00	Horizontal	Vertical	Pass
13361.887	-41.30	16.65	-25.0	-16.30	343.00	Horizontal	Vertical	Pass
17864.550	-42.78	12.15	-25.0	-17.78	0.00	Horizontal	Vertical	Pass

RSE-V&V CH40521 20M RB1 LOW CH40719 20M RB1 HIGH



Frequency (MHz)	Result (dBm)	Factor (dB)	PK Limit (dBm)	Over Limit (dB)	Table (o)	ANT	EUT	Verdict
666.369	-67.38	-2.86	-25.0	-42.38	354.00	Vertical	Vertical	Pass
2537.400	-30.02	7.11	-25.0	-5.02	169.00	Vertical	Vertical	N/A
2650.500	-34.72	8.88	-25.0	-9.72	150.00	Vertical	Vertical	N/A
7934.500	-37.29	18.85	-25.0	-12.29	25.00	Vertical	Vertical	Pass
13372.650	-41.27	16.75	-25.0	-16.27	255.00	Vertical	Vertical	Pass
17923.088	-43.85	13.44	-25.0	-18.85	323.00	Vertical	Vertical	Pass

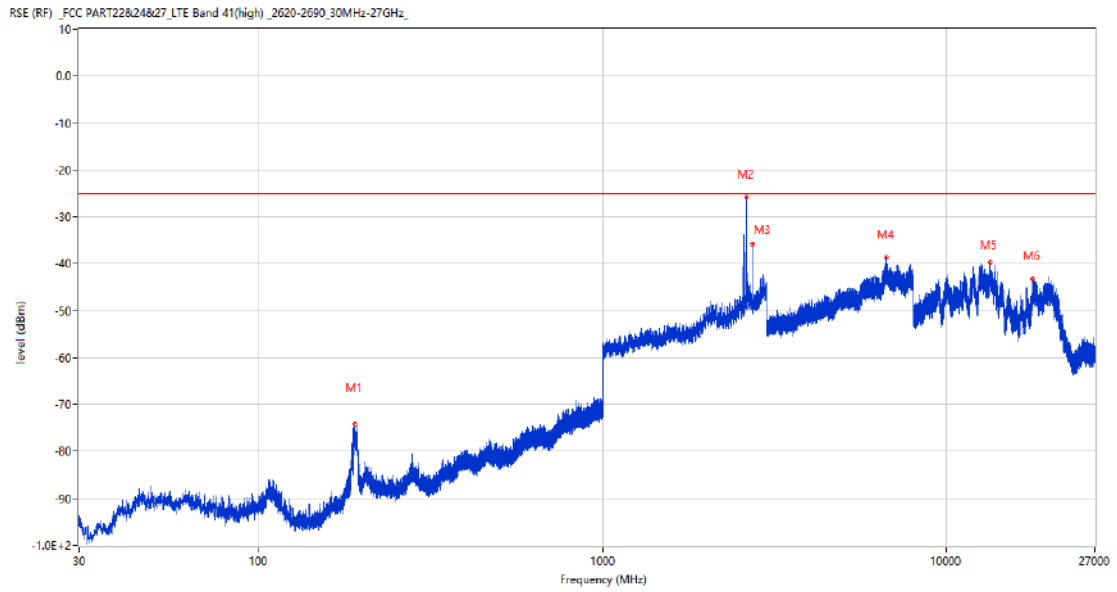
RSE-V&H CH40521 20M RB1 LOW CH40719 20M RB1 HIGH



Frequency (MHz)	Result (dBm)	Factor (dB)	PK Limit (dBm)	Over Limit (dB)	Table (o)	ANT	EUT	Verdict
35.480	-73.77	-22.42	-25.0	-48.77	352.00	Vertical	Horizontal	Pass
2537.500	-30.11	7.11	-25.0	-5.11	200.00	Vertical	Horizontal	N/A
2650.300	-33.18	8.90	-25.0	-8.18	186.00	Vertical	Horizontal	N/A
7926.500	-36.78	18.47	-25.0	-11.78	302.00	Vertical	Horizontal	Pass
13394.700	-40.81	16.96	-25.0	-15.81	51.00	Vertical	Horizontal	Pass
17907.337	-43.86	13.07	-25.0	-18.86	3.00	Vertical	Horizontal	Pass

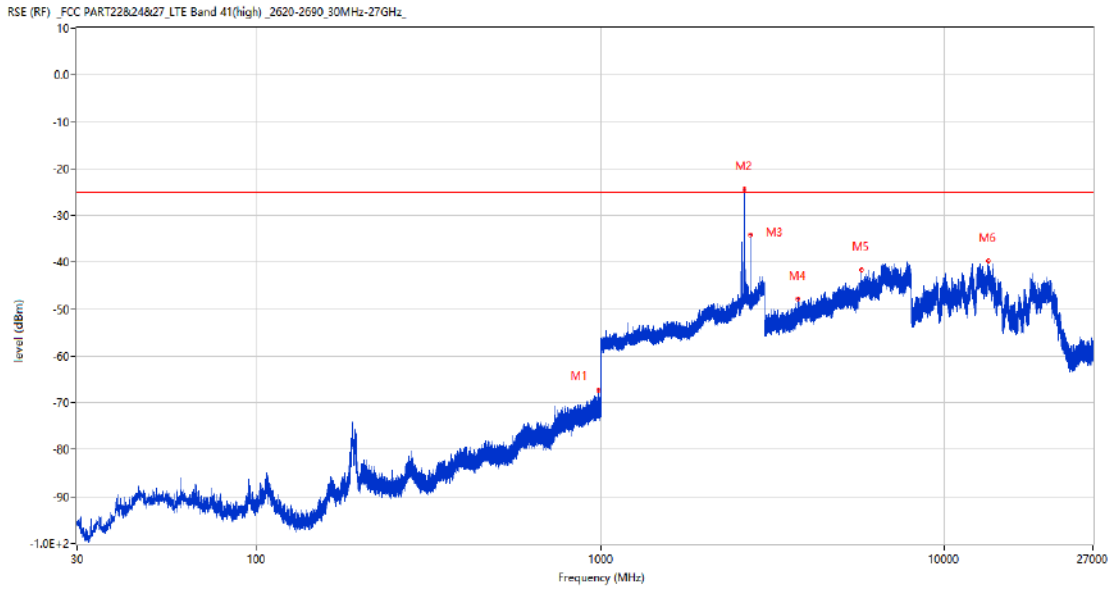
17.6 CA_41C 20MHz+20MHz, QPSK, High Channel

RSE-H&H CH41292 20M RB1 LOW CH41490 20M RB1 HIGH



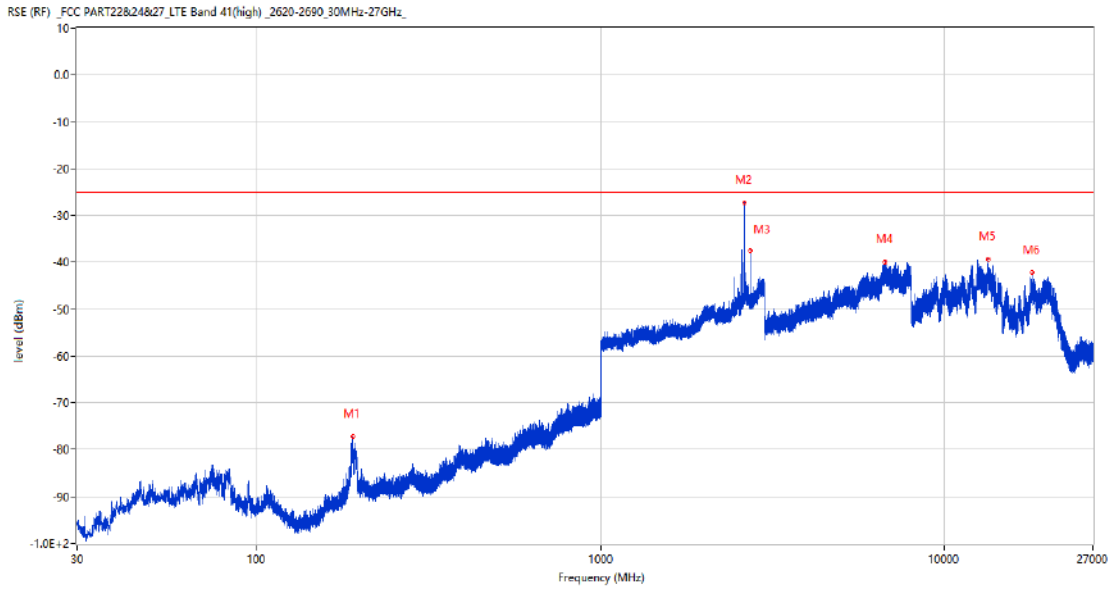
Frequency (MHz)	Result (dBm)	Factor (dB)	PK Limit (dBm)	Over Limit (dB)	Table (o)	ANT	EUT	Verdict
189.904	-74.07	-16.31	-25.0	-49.07	351.00	Horizontal	Horizontal	Pass
2614.400	-25.77	9.65	-25.0	-0.77	305.00	Horizontal	Horizontal	N/A
2727.400	-35.82	7.59	-25.0	-10.82	258.00	Horizontal	Horizontal	N/A
6691.750	-38.72	14.86	-25.0	-13.72	301.00	Horizontal	Horizontal	Pass
13393.651	-39.64	16.95	-25.0	-14.64	237.00	Horizontal	Horizontal	Pass
17797.349	-43.23	13.04	-25.0	-18.23	360.00	Horizontal	Horizontal	Pass

RSE-H&V CH41292 20M RB1 LOW CH41490 20M RB1 HIGH



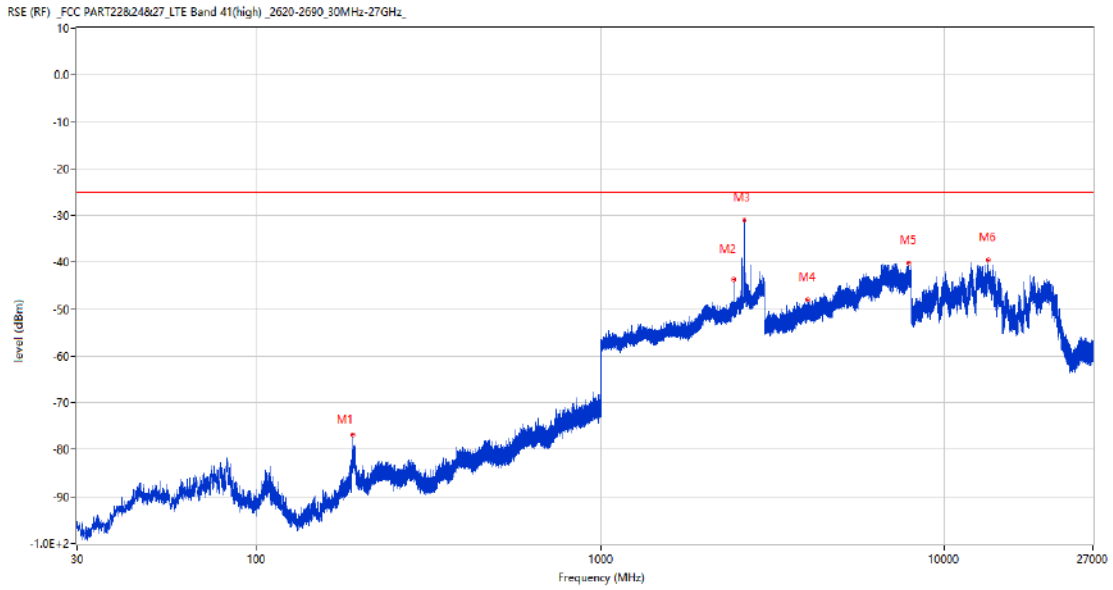
Frequency (MHz)	Result (dBm)	Factor (dB)	PK Limit (dBm)	Over Limit (dB)	Table (o)	ANT	EUT	Verdict
982.006	-67.26	1.77	-25.0	-42.26	304.00	Horizontal	Vertical	Pass
2614.400	-24.49	9.65	-25.0	0.51	186.00	Horizontal	Vertical	N/A
2727.300	-34.05	7.57	-25.0	-9.05	218.00	Horizontal	Vertical	N/A
3749.000	-47.89	7.82	-25.0	-22.89	113.00	Horizontal	Vertical	Pass
5728.750	-41.65	12.29	-25.0	-16.65	0.00	Horizontal	Vertical	Pass
13365.300	-39.67	16.68	-25.0	-14.67	3.00	Horizontal	Vertical	Pass

RSE-V&V CH41292 20M RB1 LOW CH41490 20M RB1 HIGH



Frequency (MHz)	Result (dBm)	Factor (dB)	PK Limit (dBm)	Over Limit (dB)	Table (o)	ANT	EUT	Verdict
189.322	-77.20	-16.36	-25.0	-52.20	19.00	Vertical	Vertical	Pass
2614.500	-27.36	9.65	-25.0	-2.36	213.00	Vertical	Vertical	N/A
2727.200	-37.41	7.56	-25.0	-12.41	232.00	Vertical	Vertical	N/A
6706.000	-39.85	15.50	-25.0	-14.85	235.00	Vertical	Vertical	Pass
13380.787	-39.21	16.83	-25.0	-14.21	161.00	Vertical	Vertical	Pass
17966.137	-42.25	13.69	-25.0	-17.25	161.00	Vertical	Vertical	Pass

RSE-V&H CH41292 20M RB1 LOW CH41490 20M RB1 HIGH



Frequency (MHz)	Result (dBm)	Factor (dB)	PK Limit (dBm)	Over Limit (dB)	Table (o)	ANT	EUT	Verdict
189.759	-76.76	-16.31	-25.0	-51.76	360.00	Vertical	Horizontal	Pass
2439.800	-43.57	5.51	-25.0	-18.57	269.00	Vertical	Horizontal	Pass
2614.400	-31.10	9.65	-25.0	-6.10	231.00	Vertical	Horizontal	N/A
3993.000	-47.94	9.27	-25.0	-22.94	209.00	Vertical	Horizontal	Pass
7898.500	-40.13	14.92	-25.0	-15.13	360.00	Vertical	Horizontal	Pass
13375.275	-39.59	16.78	-25.0	-14.59	89.00	Vertical	Horizontal	Pass