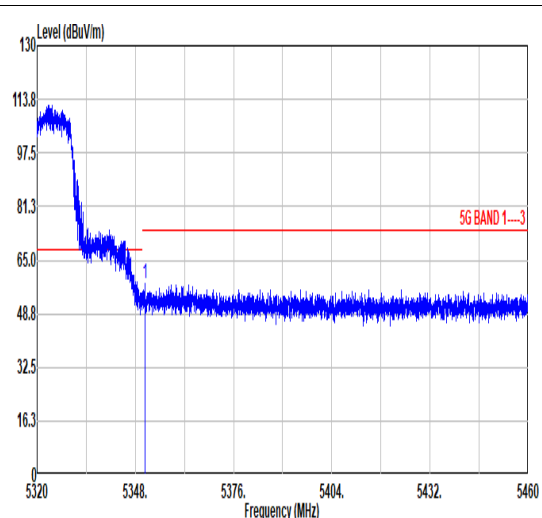
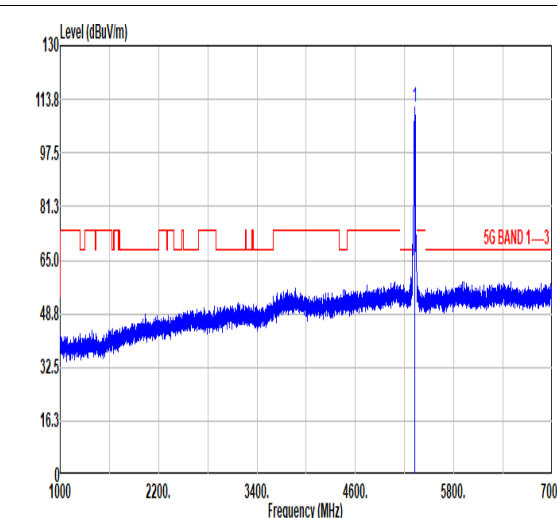
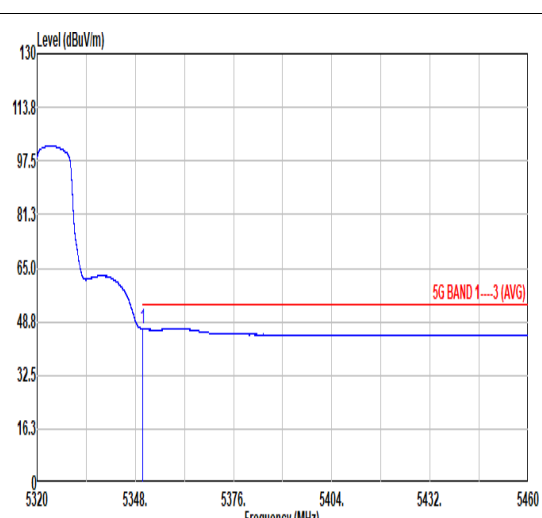
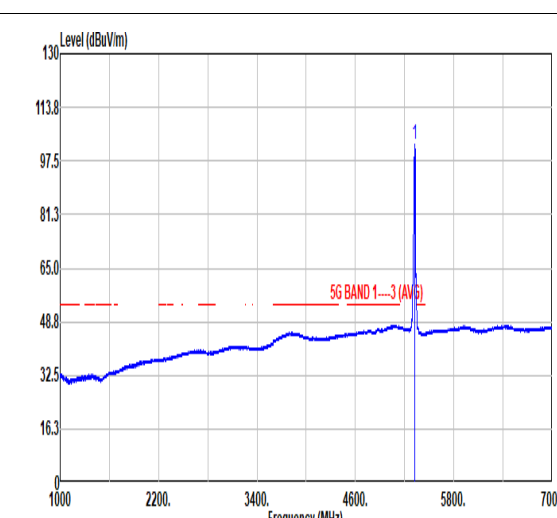




	<b>14</b>																																																																																							
<b>Mode</b>	<b>Harmonic</b>																																																																																							
	<b>U-NII-2A_5.25-5.35_802.11be EHT20_CH60_Full RU_5300MHz</b>																																																																																							
<b>ANT</b>	<b>CDD 1+2</b>																																																																																							
<b>Pol.</b>	<b>Horizontal</b>	<b>Vertical</b>																																																																																						
<b>Peak Avg</b>	<table border="1"> <thead> <tr> <th>Limit</th> <th>Over</th> <th>Read</th> <th>Ant</th> <th>Cable</th> <th>Preamp</th> <th>Aux</th> <th>APos</th> <th>TPos</th> <th>Remark</th> </tr> <tr> <th>Freq</th> <th>Level</th> <th>Line</th> <th>Level</th> <th>Factor</th> <th>Loss</th> <th>Factor</th> <th>Factor</th> <th></th> <th></th> </tr> <tr> <th></th> <th>MHz</th> <th>dBuV/m</th> <th>dBuV/m</th> <th>dB</th> <th>dBuV</th> <th>dB/m</th> <th>dB</th> <th>dB</th> <th>cm</th> <th>deg</th> </tr> </thead> <tbody> <tr> <td>1</td> <td>10600.00</td> <td>45.39</td> <td>74.00</td> <td>-28.61</td> <td>58.39</td> <td>37.52</td> <td>15.68</td> <td>66.20</td> <td>0.00</td> <td>300</td> <td>0 PEAK</td> </tr> </tbody> </table>	Limit	Over	Read	Ant	Cable	Preamp	Aux	APos	TPos	Remark	Freq	Level	Line	Level	Factor	Loss	Factor	Factor				MHz	dBuV/m	dBuV/m	dB	dBuV	dB/m	dB	dB	cm	deg	1	10600.00	45.39	74.00	-28.61	58.39	37.52	15.68	66.20	0.00	300	0 PEAK	<table border="1"> <thead> <tr> <th>Limit</th> <th>Over</th> <th>Read</th> <th>Ant</th> <th>Cable</th> <th>Preamp</th> <th>Aux</th> <th>APos</th> <th>TPos</th> <th>Remark</th> </tr> <tr> <th>Freq</th> <th>Level</th> <th>Line</th> <th>Level</th> <th>Factor</th> <th>Loss</th> <th>Factor</th> <th>Factor</th> <th></th> <th></th> </tr> <tr> <th></th> <th>MHz</th> <th>dBuV/m</th> <th>dBuV/m</th> <th>dB</th> <th>dBuV</th> <th>dB/m</th> <th>dB</th> <th>dB</th> <th>cm</th> <th>deg</th> </tr> </thead> <tbody> <tr> <td>1</td> <td>10600.00</td> <td>45.07</td> <td>74.00</td> <td>-28.93</td> <td>58.07</td> <td>37.52</td> <td>15.68</td> <td>66.20</td> <td>0.00</td> <td>100</td> <td>0 PEAK</td> </tr> </tbody> </table>	Limit	Over	Read	Ant	Cable	Preamp	Aux	APos	TPos	Remark	Freq	Level	Line	Level	Factor	Loss	Factor	Factor				MHz	dBuV/m	dBuV/m	dB	dBuV	dB/m	dB	dB	cm	deg	1	10600.00	45.07	74.00	-28.93	58.07	37.52	15.68	66.20	0.00	100	0 PEAK
Limit	Over	Read	Ant	Cable	Preamp	Aux	APos	TPos	Remark																																																																															
Freq	Level	Line	Level	Factor	Loss	Factor	Factor																																																																																	
	MHz	dBuV/m	dBuV/m	dB	dBuV	dB/m	dB	dB	cm	deg																																																																														
1	10600.00	45.39	74.00	-28.61	58.39	37.52	15.68	66.20	0.00	300	0 PEAK																																																																													
Limit	Over	Read	Ant	Cable	Preamp	Aux	APos	TPos	Remark																																																																															
Freq	Level	Line	Level	Factor	Loss	Factor	Factor																																																																																	
	MHz	dBuV/m	dBuV/m	dB	dBuV	dB/m	dB	dB	cm	deg																																																																														
1	10600.00	45.07	74.00	-28.93	58.07	37.52	15.68	66.20	0.00	100	0 PEAK																																																																													



		15																																																																																																																
Mode	Band Edge																																																																																																																	
	U-NII-2A_5.25-5.35_802.11be EHT20_CH64_Full RU_5320MHz																																																																																																																	
ANT	CDD 1+2																																																																																																																	
Pol.	Horizontal	Fundamental																																																																																																																
Peak	 <p>Level (dBuV/m) vs Frequency (MHz) for Horizontal polarization. The plot shows a signal level starting at approximately 113.8 dBuV/m at 5320 MHz and dropping to a noise floor of about 48.8 dBuV/m by 5340 MHz. A red limit line for '5G BAND 1---3' is shown at 65.0 dBuV/m.</p> <table border="1"> <thead> <tr> <th>Limit</th> <th>Read</th> <th>Ant</th> <th>Cable</th> <th>Preamp</th> <th>Aux</th> <th>APos</th> <th>TPos</th> </tr> <tr> <th>Freq</th> <th>Level</th> <th>Line</th> <th>Margin</th> <th>Level</th> <th>Factor</th> <th>Loss</th> <th>Factor</th> </tr> <tr> <th>MHz</th> <th>dBuV/m</th> <th>dBuV/m</th> <th>dB</th> <th>dBuV</th> <th>dB/m</th> <th>dB</th> <th>dB</th> </tr> </thead> <tbody> <tr> <td>1</td> <td>5350.73</td> <td>57.69</td> <td>74.00</td> <td>-16.31</td> <td>41.98</td> <td>34.40</td> <td>10.83</td> </tr> <tr> <td></td> <td></td> <td></td> <td></td> <td></td> <td>29.52</td> <td>0.00</td> <td>100</td> </tr> <tr> <td></td> <td></td> <td></td> <td></td> <td></td> <td></td> <td></td> <td>116</td> </tr> <tr> <td></td> <td></td> <td></td> <td></td> <td></td> <td></td> <td></td> <td>PEAK</td> </tr> </tbody> </table>	Limit	Read	Ant	Cable	Preamp	Aux	APos	TPos	Freq	Level	Line	Margin	Level	Factor	Loss	Factor	MHz	dBuV/m	dBuV/m	dB	dBuV	dB/m	dB	dB	1	5350.73	57.69	74.00	-16.31	41.98	34.40	10.83						29.52	0.00	100								116								PEAK	 <p>Level (dBuV/m) vs Frequency (MHz) for Fundamental polarization. The plot shows a signal level starting at approximately 32.5 dBuV/m at 1000 MHz and rising to a peak of about 116 dBuV/m at 5320 MHz. A red limit line for '5G BAND 1---3' is shown at 65.0 dBuV/m.</p> <table border="1"> <thead> <tr> <th>Limit</th> <th>Read</th> <th>Ant</th> <th>Cable</th> <th>Preamp</th> <th>Aux</th> <th>APos</th> <th>TPos</th> </tr> <tr> <th>Freq</th> <th>Level</th> <th>Line</th> <th>Margin</th> <th>Level</th> <th>Factor</th> <th>Loss</th> <th>Factor</th> </tr> <tr> <th>MHz</th> <th>dBuV/m</th> <th>dBuV/m</th> <th>dB</th> <th>dBuV</th> <th>dB/m</th> <th>dB</th> <th>dB</th> </tr> </thead> <tbody> <tr> <td>1</td> <td>5320.00</td> <td>111.59</td> <td>-----</td> <td>-----</td> <td>95.88</td> <td>34.40</td> <td>10.80</td> </tr> <tr> <td></td> <td></td> <td></td> <td></td> <td></td> <td>29.49</td> <td>0.00</td> <td>100</td> </tr> <tr> <td></td> <td></td> <td></td> <td></td> <td></td> <td></td> <td></td> <td>116</td> </tr> <tr> <td></td> <td></td> <td></td> <td></td> <td></td> <td></td> <td></td> <td>PEAK</td> </tr> </tbody> </table>	Limit	Read	Ant	Cable	Preamp	Aux	APos	TPos	Freq	Level	Line	Margin	Level	Factor	Loss	Factor	MHz	dBuV/m	dBuV/m	dB	dBuV	dB/m	dB	dB	1	5320.00	111.59	-----	-----	95.88	34.40	10.80						29.49	0.00	100								116								PEAK
	Limit	Read	Ant	Cable	Preamp	Aux	APos	TPos																																																																																																										
Freq	Level	Line	Margin	Level	Factor	Loss	Factor																																																																																																											
MHz	dBuV/m	dBuV/m	dB	dBuV	dB/m	dB	dB																																																																																																											
1	5350.73	57.69	74.00	-16.31	41.98	34.40	10.83																																																																																																											
					29.52	0.00	100																																																																																																											
							116																																																																																																											
							PEAK																																																																																																											
Limit	Read	Ant	Cable	Preamp	Aux	APos	TPos																																																																																																											
Freq	Level	Line	Margin	Level	Factor	Loss	Factor																																																																																																											
MHz	dBuV/m	dBuV/m	dB	dBuV	dB/m	dB	dB																																																																																																											
1	5320.00	111.59	-----	-----	95.88	34.40	10.80																																																																																																											
					29.49	0.00	100																																																																																																											
							116																																																																																																											
							PEAK																																																																																																											
Avg	 <p>Level (dBuV/m) vs Frequency (MHz) for Average Horizontal polarization. The plot shows a signal level starting at approximately 97.5 dBuV/m at 5320 MHz and dropping to a noise floor of about 48.8 dBuV/m by 5340 MHz. A red limit line for '5G BAND 1---3 (AVG)' is shown at 65.0 dBuV/m.</p> <table border="1"> <thead> <tr> <th>Limit</th> <th>Read</th> <th>Ant</th> <th>Cable</th> <th>Preamp</th> <th>Aux</th> <th>APos</th> <th>TPos</th> </tr> <tr> <th>Freq</th> <th>Level</th> <th>Line</th> <th>Margin</th> <th>Level</th> <th>Factor</th> <th>Loss</th> <th>Factor</th> </tr> <tr> <th>MHz</th> <th>dBuV/m</th> <th>dBuV/m</th> <th>dB</th> <th>dBuV</th> <th>dB/m</th> <th>dB</th> <th>dB</th> </tr> </thead> <tbody> <tr> <td>1</td> <td>5350.01</td> <td>46.68</td> <td>54.00</td> <td>-7.32</td> <td>30.97</td> <td>34.40</td> <td>10.83</td> </tr> <tr> <td></td> <td></td> <td></td> <td></td> <td></td> <td>29.52</td> <td>0.00</td> <td>100</td> </tr> <tr> <td></td> <td></td> <td></td> <td></td> <td></td> <td></td> <td></td> <td>116</td> </tr> <tr> <td></td> <td></td> <td></td> <td></td> <td></td> <td></td> <td></td> <td>AVERAGE</td> </tr> </tbody> </table>	Limit	Read	Ant	Cable	Preamp	Aux	APos	TPos	Freq	Level	Line	Margin	Level	Factor	Loss	Factor	MHz	dBuV/m	dBuV/m	dB	dBuV	dB/m	dB	dB	1	5350.01	46.68	54.00	-7.32	30.97	34.40	10.83						29.52	0.00	100								116								AVERAGE	 <p>Level (dBuV/m) vs Frequency (MHz) for Average Fundamental polarization. The plot shows a signal level starting at approximately 32.5 dBuV/m at 1000 MHz and rising to a peak of about 116 dBuV/m at 5320 MHz. A red limit line for '5G BAND 1---3 (AVG)' is shown at 65.0 dBuV/m.</p> <table border="1"> <thead> <tr> <th>Limit</th> <th>Read</th> <th>Ant</th> <th>Cable</th> <th>Preamp</th> <th>Aux</th> <th>APos</th> <th>TPos</th> </tr> <tr> <th>Freq</th> <th>Level</th> <th>Line</th> <th>Margin</th> <th>Level</th> <th>Factor</th> <th>Loss</th> <th>Factor</th> </tr> <tr> <th>MHz</th> <th>dBuV/m</th> <th>dBuV/m</th> <th>dB</th> <th>dBuV</th> <th>dB/m</th> <th>dB</th> <th>dB</th> </tr> </thead> <tbody> <tr> <td>1</td> <td>5320.00</td> <td>102.52</td> <td>-----</td> <td>-----</td> <td>86.81</td> <td>34.40</td> <td>10.80</td> </tr> <tr> <td></td> <td></td> <td></td> <td></td> <td></td> <td>29.49</td> <td>0.00</td> <td>100</td> </tr> <tr> <td></td> <td></td> <td></td> <td></td> <td></td> <td></td> <td></td> <td>116</td> </tr> <tr> <td></td> <td></td> <td></td> <td></td> <td></td> <td></td> <td></td> <td>AVERAGE</td> </tr> </tbody> </table>	Limit	Read	Ant	Cable	Preamp	Aux	APos	TPos	Freq	Level	Line	Margin	Level	Factor	Loss	Factor	MHz	dBuV/m	dBuV/m	dB	dBuV	dB/m	dB	dB	1	5320.00	102.52	-----	-----	86.81	34.40	10.80						29.49	0.00	100								116								AVERAGE
	Limit	Read	Ant	Cable	Preamp	Aux	APos	TPos																																																																																																										
Freq	Level	Line	Margin	Level	Factor	Loss	Factor																																																																																																											
MHz	dBuV/m	dBuV/m	dB	dBuV	dB/m	dB	dB																																																																																																											
1	5350.01	46.68	54.00	-7.32	30.97	34.40	10.83																																																																																																											
					29.52	0.00	100																																																																																																											
							116																																																																																																											
							AVERAGE																																																																																																											
Limit	Read	Ant	Cable	Preamp	Aux	APos	TPos																																																																																																											
Freq	Level	Line	Margin	Level	Factor	Loss	Factor																																																																																																											
MHz	dBuV/m	dBuV/m	dB	dBuV	dB/m	dB	dB																																																																																																											
1	5320.00	102.52	-----	-----	86.81	34.40	10.80																																																																																																											
					29.49	0.00	100																																																																																																											
							116																																																																																																											
							AVERAGE																																																																																																											

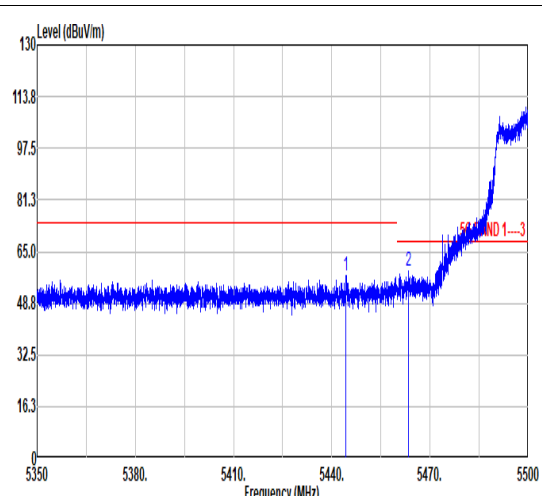
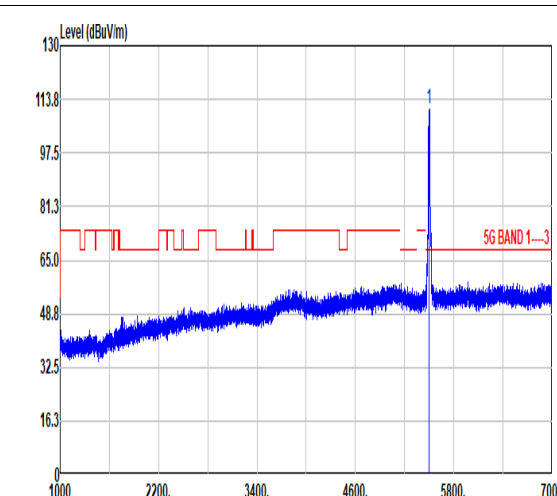
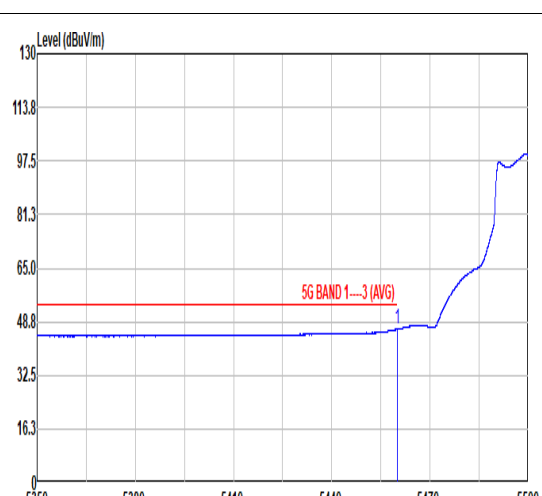
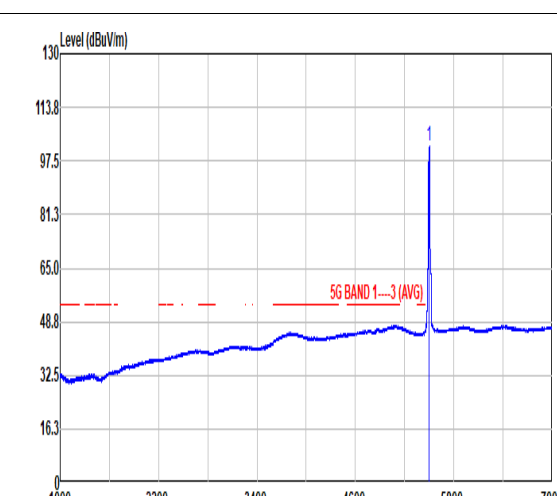


		15																																																																																					
Mode		Band Edge																																																																																					
		U-NII-2A_5.25-5.35_802.11be EHT20_CH64_Full RU_5320MHz																																																																																					
ANT		CDD 1+2																																																																																					
Pol.		Vertical	Fundamental																																																																																				
<b>Peak</b>																																																																																							
	<table border="1"> <thead> <tr> <th>Limit</th> <th>Read</th> <th>Ant</th> <th>Cable</th> <th>Preamp</th> <th>Aux</th> <th>APos</th> <th>TPos</th> <th colspan="2">Remark</th> </tr> <tr> <th>Freq</th> <th>Level</th> <th>Line</th> <th>Margin</th> <th>Level</th> <th>Factor</th> <th>Loss</th> <th>Factor</th> <th>Factor</th> <th></th> </tr> <tr> <th>MHz</th> <th>dBuV/m</th> <th>dBuV/m</th> <th>dB</th> <th>dBuV</th> <th>dB/m</th> <th>dB</th> <th>dB</th> <th>dB</th> <th>cm</th> <th>deg</th> </tr> </thead> <tbody> <tr> <td>1 5355.44</td> <td>56.56</td> <td>74.00</td> <td>-17.44</td> <td>40.85</td> <td>34.40</td> <td>10.84</td> <td>29.53</td> <td>0.00</td> <td>300</td> <td>66</td> <td>PEAK</td> </tr> </tbody> </table>	Limit	Read	Ant	Cable	Preamp	Aux	APos	TPos	Remark		Freq	Level	Line	Margin	Level	Factor	Loss	Factor	Factor		MHz	dBuV/m	dBuV/m	dB	dBuV	dB/m	dB	dB	dB	cm	deg	1 5355.44	56.56	74.00	-17.44	40.85	34.40	10.84	29.53	0.00	300	66	PEAK	<table border="1"> <thead> <tr> <th>Limit</th> <th>Read</th> <th>Ant</th> <th>Cable</th> <th>Preamp</th> <th>Aux</th> <th>APos</th> <th>TPos</th> <th colspan="2">Remark</th> </tr> <tr> <th>Freq</th> <th>Level</th> <th>Line</th> <th>Margin</th> <th>Level</th> <th>Factor</th> <th>Loss</th> <th>Factor</th> <th>Factor</th> <th></th> </tr> <tr> <th>MHz</th> <th>dBuV/m</th> <th>dBuV/m</th> <th>dB</th> <th>dBuV</th> <th>dB/m</th> <th>dB</th> <th>dB</th> <th>dB</th> <th>cm</th> <th>deg</th> </tr> </thead> <tbody> <tr> <td>1 5320.00</td> <td>108.13</td> <td>-----</td> <td>-----</td> <td>92.43</td> <td>34.40</td> <td>10.80</td> <td>29.50</td> <td>0.00</td> <td>300</td> <td>66</td> <td>PEAK</td> </tr> </tbody> </table>	Limit	Read	Ant	Cable	Preamp	Aux	APos	TPos	Remark		Freq	Level	Line	Margin	Level	Factor	Loss	Factor	Factor		MHz	dBuV/m	dBuV/m	dB	dBuV	dB/m	dB	dB	dB	cm	deg	1 5320.00	108.13	-----	-----	92.43	34.40	10.80	29.50	0.00	300	66
Limit	Read	Ant	Cable	Preamp	Aux	APos	TPos	Remark																																																																															
Freq	Level	Line	Margin	Level	Factor	Loss	Factor	Factor																																																																															
MHz	dBuV/m	dBuV/m	dB	dBuV	dB/m	dB	dB	dB	cm	deg																																																																													
1 5355.44	56.56	74.00	-17.44	40.85	34.40	10.84	29.53	0.00	300	66	PEAK																																																																												
Limit	Read	Ant	Cable	Preamp	Aux	APos	TPos	Remark																																																																															
Freq	Level	Line	Margin	Level	Factor	Loss	Factor	Factor																																																																															
MHz	dBuV/m	dBuV/m	dB	dBuV	dB/m	dB	dB	dB	cm	deg																																																																													
1 5320.00	108.13	-----	-----	92.43	34.40	10.80	29.50	0.00	300	66	PEAK																																																																												
<b>Avg</b>																																																																																							
	<table border="1"> <thead> <tr> <th>Limit</th> <th>Read</th> <th>Ant</th> <th>Cable</th> <th>Preamp</th> <th>Aux</th> <th>APos</th> <th>TPos</th> <th colspan="2">Remark</th> </tr> <tr> <th>Freq</th> <th>Level</th> <th>Line</th> <th>Margin</th> <th>Level</th> <th>Factor</th> <th>Loss</th> <th>Factor</th> <th>Factor</th> <th></th> </tr> <tr> <th>MHz</th> <th>dBuV/m</th> <th>dBuV/m</th> <th>dB</th> <th>dBuV</th> <th>dB/m</th> <th>dB</th> <th>dB</th> <th>dB</th> <th>cm</th> <th>deg</th> </tr> </thead> <tbody> <tr> <td>1 5350.01</td> <td>46.41</td> <td>54.00</td> <td>-7.59</td> <td>30.70</td> <td>34.40</td> <td>10.83</td> <td>29.52</td> <td>0.00</td> <td>300</td> <td>66</td> <td>AVERAGE</td> </tr> </tbody> </table>	Limit	Read	Ant	Cable	Preamp	Aux	APos	TPos	Remark		Freq	Level	Line	Margin	Level	Factor	Loss	Factor	Factor		MHz	dBuV/m	dBuV/m	dB	dBuV	dB/m	dB	dB	dB	cm	deg	1 5350.01	46.41	54.00	-7.59	30.70	34.40	10.83	29.52	0.00	300	66	AVERAGE	<table border="1"> <thead> <tr> <th>Limit</th> <th>Read</th> <th>Ant</th> <th>Cable</th> <th>Preamp</th> <th>Aux</th> <th>APos</th> <th>TPos</th> <th colspan="2">Remark</th> </tr> <tr> <th>Freq</th> <th>Level</th> <th>Line</th> <th>Margin</th> <th>Level</th> <th>Factor</th> <th>Loss</th> <th>Factor</th> <th>Factor</th> <th></th> </tr> <tr> <th>MHz</th> <th>dBuV/m</th> <th>dBuV/m</th> <th>dB</th> <th>dBuV</th> <th>dB/m</th> <th>dB</th> <th>dB</th> <th>dB</th> <th>cm</th> <th>deg</th> </tr> </thead> <tbody> <tr> <td>1 5320.00</td> <td>99.92</td> <td>-----</td> <td>-----</td> <td>84.22</td> <td>34.40</td> <td>10.80</td> <td>29.50</td> <td>0.00</td> <td>300</td> <td>66</td> <td>AVERAGE</td> </tr> </tbody> </table>	Limit	Read	Ant	Cable	Preamp	Aux	APos	TPos	Remark		Freq	Level	Line	Margin	Level	Factor	Loss	Factor	Factor		MHz	dBuV/m	dBuV/m	dB	dBuV	dB/m	dB	dB	dB	cm	deg	1 5320.00	99.92	-----	-----	84.22	34.40	10.80	29.50	0.00	300	66
Limit	Read	Ant	Cable	Preamp	Aux	APos	TPos	Remark																																																																															
Freq	Level	Line	Margin	Level	Factor	Loss	Factor	Factor																																																																															
MHz	dBuV/m	dBuV/m	dB	dBuV	dB/m	dB	dB	dB	cm	deg																																																																													
1 5350.01	46.41	54.00	-7.59	30.70	34.40	10.83	29.52	0.00	300	66	AVERAGE																																																																												
Limit	Read	Ant	Cable	Preamp	Aux	APos	TPos	Remark																																																																															
Freq	Level	Line	Margin	Level	Factor	Loss	Factor	Factor																																																																															
MHz	dBuV/m	dBuV/m	dB	dBuV	dB/m	dB	dB	dB	cm	deg																																																																													
1 5320.00	99.92	-----	-----	84.22	34.40	10.80	29.50	0.00	300	66	AVERAGE																																																																												

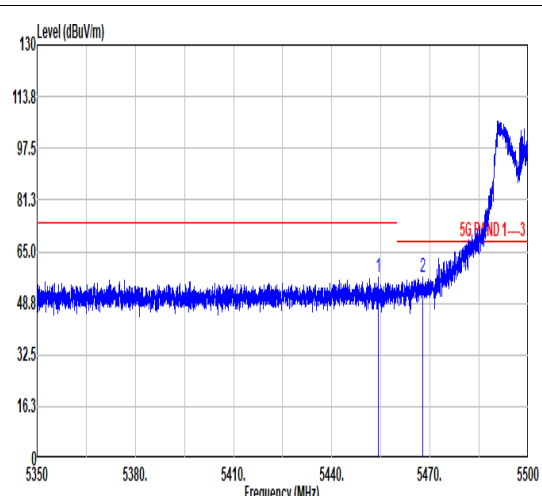
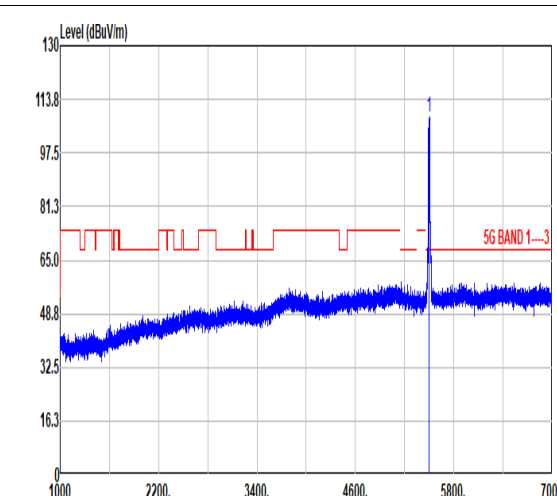
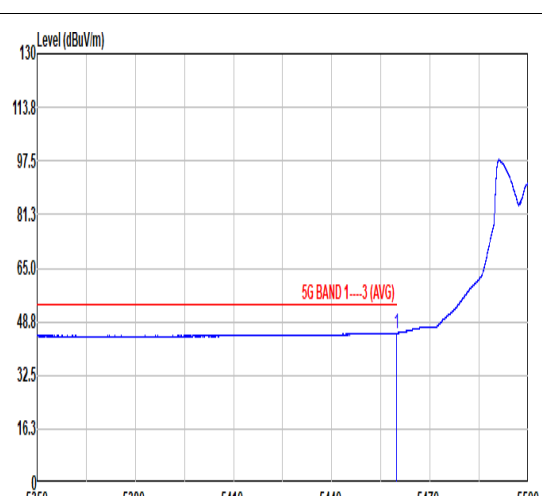
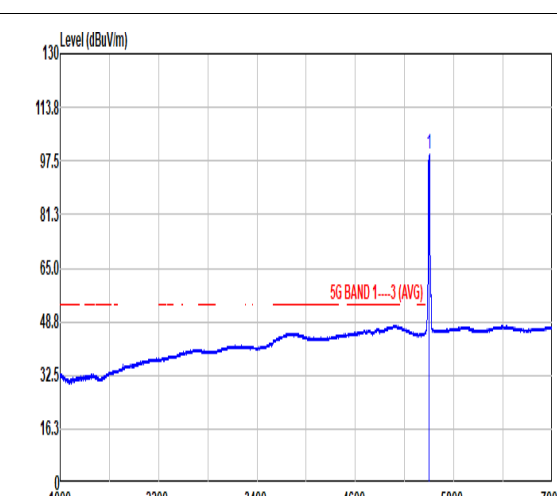


Mode	15																																																																									
	Harmonic																																																																									
	U-NII-2A_5.25-5.35_802.11be EHT20_CH64_Full RU_5320MHz																																																																									
ANT	CDD 1+2																																																																									
Pol.	Horizontal	Vertical																																																																								
Peak																																																																										
Avg																																																																										
	<table border="1"> <thead> <tr> <th rowspan="2">Limit</th> <th colspan="2">Read</th> <th rowspan="2">Ant</th> <th rowspan="2">Cable</th> <th rowspan="2">Preamp</th> <th rowspan="2">Aux</th> <th rowspan="2">APos</th> <th rowspan="2">TPos</th> <th rowspan="2">Remark</th> </tr> <tr> <th>Freq</th> <th>Level</th> <th>Line Margin</th> </tr> <tr> <th></th> <th>MHz</th> <th>dBuV/m</th> <th>dBuV/m</th> <th>dB</th> <th>dBuV</th> <th>dB/m</th> <th>dB</th> <th>dB</th> <th>cm</th> <th>deg</th> </tr> </thead> <tbody> <tr> <td>1</td> <td>10640.00</td> <td>45.33</td> <td>74.00</td> <td>-28.67</td> <td>58.22</td> <td>37.55</td> <td>15.71</td> <td>66.15</td> <td>0.00</td> <td>300</td> <td>0 PEAK</td> </tr> </tbody> </table>	Limit	Read		Ant	Cable	Preamp	Aux	APos	TPos	Remark	Freq	Level	Line Margin		MHz	dBuV/m	dBuV/m	dB	dBuV	dB/m	dB	dB	cm	deg	1	10640.00	45.33	74.00	-28.67	58.22	37.55	15.71	66.15	0.00	300	0 PEAK	<table border="1"> <thead> <tr> <th rowspan="2">Limit</th> <th colspan="2">Read</th> <th rowspan="2">Ant</th> <th rowspan="2">Cable</th> <th rowspan="2">Preamp</th> <th rowspan="2">Aux</th> <th rowspan="2">APos</th> <th rowspan="2">TPos</th> <th rowspan="2">Remark</th> </tr> <tr> <th>Freq</th> <th>Level</th> <th>Line Margin</th> </tr> <tr> <th></th> <th>MHz</th> <th>dBuV/m</th> <th>dBuV/m</th> <th>dB</th> <th>dBuV</th> <th>dB/m</th> <th>dB</th> <th>dB</th> <th>cm</th> <th>deg</th> </tr> </thead> <tbody> <tr> <td>1</td> <td>10640.00</td> <td>45.09</td> <td>74.00</td> <td>-28.91</td> <td>57.98</td> <td>37.55</td> <td>15.71</td> <td>66.15</td> <td>0.00</td> <td>100</td> <td>0 PEAK</td> </tr> </tbody> </table>	Limit	Read		Ant	Cable	Preamp	Aux	APos	TPos	Remark	Freq	Level	Line Margin		MHz	dBuV/m	dBuV/m	dB	dBuV	dB/m	dB	dB	cm	deg	1	10640.00	45.09	74.00	-28.91	57.98	37.55	15.71	66.15	0.00	100	0 PEAK
Limit	Read		Ant	Cable								Preamp	Aux	APos	TPos	Remark																																																										
	Freq	Level			Line Margin																																																																					
	MHz	dBuV/m	dBuV/m	dB	dBuV	dB/m	dB	dB	cm	deg																																																																
1	10640.00	45.33	74.00	-28.67	58.22	37.55	15.71	66.15	0.00	300	0 PEAK																																																															
Limit	Read		Ant	Cable	Preamp	Aux	APos	TPos	Remark																																																																	
	Freq	Level								Line Margin																																																																
	MHz	dBuV/m	dBuV/m	dB	dBuV	dB/m	dB	dB	cm	deg																																																																
1	10640.00	45.09	74.00	-28.91	57.98	37.55	15.71	66.15	0.00	100	0 PEAK																																																															



Mode	16																																																																																																
	Band Edge																																																																																																
	U-NII-2C_5.47-5.725_802.11be EHT20_CH100_5500MHZ																																																																																																
ANT	CDD 1+2																																																																																																
Pol.	Horizontal	Fundamental																																																																																															
Peak	 <table border="1"> <thead> <tr> <th>Limit</th> <th>Read</th> <th>Ant</th> <th>Cable</th> <th>Preamp</th> <th>Aux</th> <th>APos</th> <th>TPos</th> <th>Remark</th> </tr> <tr> <th>Freq</th> <th>Level</th> <th>Line Margin</th> <th>Level Factor</th> <th>Loss Factor</th> <th>Loss Factor</th> <th>Factor</th> <th></th> <th></th> </tr> <tr> <th>MHz</th> <th>dBuV/m</th> <th>dBuV/m</th> <th>dB</th> <th>dBuV</th> <th>dB/m</th> <th>dB</th> <th>dB</th> <th>cm</th> <th>deg</th> </tr> </thead> <tbody> <tr> <td>1</td> <td>5444.38</td> <td>57.43</td> <td>74.00</td> <td>-16.57</td> <td>41.64</td> <td>34.44</td> <td>10.96</td> <td>29.61</td> <td>0.00</td> <td>100</td> <td>113</td> <td>PEAK</td> </tr> <tr> <td>2</td> <td>5463.49</td> <td>58.66</td> <td>68.30</td> <td>-9.64</td> <td>42.83</td> <td>34.46</td> <td>10.99</td> <td>29.62</td> <td>0.00</td> <td>100</td> <td>113</td> <td>PEAK</td> </tr> </tbody> </table>	Limit	Read	Ant	Cable	Preamp	Aux	APos	TPos	Remark	Freq	Level	Line Margin	Level Factor	Loss Factor	Loss Factor	Factor			MHz	dBuV/m	dBuV/m	dB	dBuV	dB/m	dB	dB	cm	deg	1	5444.38	57.43	74.00	-16.57	41.64	34.44	10.96	29.61	0.00	100	113	PEAK	2	5463.49	58.66	68.30	-9.64	42.83	34.46	10.99	29.62	0.00	100	113	PEAK	 <table border="1"> <thead> <tr> <th>Limit</th> <th>Read</th> <th>Ant</th> <th>Cable</th> <th>Preamp</th> <th>Aux</th> <th>APos</th> <th>TPos</th> <th>Remark</th> </tr> <tr> <th>Freq</th> <th>Level</th> <th>Line Margin</th> <th>Level Factor</th> <th>Loss Factor</th> <th>Loss Factor</th> <th>Factor</th> <th></th> <th></th> </tr> <tr> <th>MHz</th> <th>dBuV/m</th> <th>dBuV/m</th> <th>dB</th> <th>dBuV</th> <th>dB/m</th> <th>dB</th> <th>dB</th> <th>cm</th> <th>deg</th> </tr> </thead> <tbody> <tr> <td>1</td> <td>5500.00</td> <td>110.97</td> <td>-----</td> <td>-----</td> <td>95.08</td> <td>34.50</td> <td>11.04</td> <td>29.65</td> <td>0.00</td> <td>100</td> <td>113</td> <td>PEAK</td> </tr> </tbody> </table>	Limit	Read	Ant	Cable	Preamp	Aux	APos	TPos	Remark	Freq	Level	Line Margin	Level Factor	Loss Factor	Loss Factor	Factor			MHz	dBuV/m	dBuV/m	dB	dBuV	dB/m	dB	dB	cm	deg	1	5500.00	110.97	-----	-----	95.08	34.50	11.04	29.65	0.00	100	113	PEAK
	Limit	Read	Ant	Cable	Preamp	Aux	APos	TPos	Remark																																																																																								
Freq	Level	Line Margin	Level Factor	Loss Factor	Loss Factor	Factor																																																																																											
MHz	dBuV/m	dBuV/m	dB	dBuV	dB/m	dB	dB	cm	deg																																																																																								
1	5444.38	57.43	74.00	-16.57	41.64	34.44	10.96	29.61	0.00	100	113	PEAK																																																																																					
2	5463.49	58.66	68.30	-9.64	42.83	34.46	10.99	29.62	0.00	100	113	PEAK																																																																																					
Limit	Read	Ant	Cable	Preamp	Aux	APos	TPos	Remark																																																																																									
Freq	Level	Line Margin	Level Factor	Loss Factor	Loss Factor	Factor																																																																																											
MHz	dBuV/m	dBuV/m	dB	dBuV	dB/m	dB	dB	cm	deg																																																																																								
1	5500.00	110.97	-----	-----	95.08	34.50	11.04	29.65	0.00	100	113	PEAK																																																																																					
Avg	 <table border="1"> <thead> <tr> <th>Limit</th> <th>Read</th> <th>Ant</th> <th>Cable</th> <th>Preamp</th> <th>Aux</th> <th>APos</th> <th>TPos</th> <th>Remark</th> </tr> <tr> <th>Freq</th> <th>Level</th> <th>Line Margin</th> <th>Level Factor</th> <th>Loss Factor</th> <th>Loss Factor</th> <th>Factor</th> <th></th> <th></th> </tr> <tr> <th>MHz</th> <th>dBuV/m</th> <th>dBuV/m</th> <th>dB</th> <th>dBuV</th> <th>dB/m</th> <th>dB</th> <th>dB</th> <th>cm</th> <th>deg</th> </tr> </thead> <tbody> <tr> <td>1</td> <td>5459.92</td> <td>46.48</td> <td>54.00</td> <td>-7.52</td> <td>30.66</td> <td>34.46</td> <td>10.90</td> <td>29.62</td> <td>0.00</td> <td>100</td> <td>113</td> <td>AVERAGE</td> </tr> </tbody> </table>	Limit	Read	Ant	Cable	Preamp	Aux	APos	TPos	Remark	Freq	Level	Line Margin	Level Factor	Loss Factor	Loss Factor	Factor			MHz	dBuV/m	dBuV/m	dB	dBuV	dB/m	dB	dB	cm	deg	1	5459.92	46.48	54.00	-7.52	30.66	34.46	10.90	29.62	0.00	100	113	AVERAGE	 <table border="1"> <thead> <tr> <th>Limit</th> <th>Read</th> <th>Ant</th> <th>Cable</th> <th>Preamp</th> <th>Aux</th> <th>APos</th> <th>TPos</th> <th>Remark</th> </tr> <tr> <th>Freq</th> <th>Level</th> <th>Line Margin</th> <th>Level Factor</th> <th>Loss Factor</th> <th>Loss Factor</th> <th>Factor</th> <th></th> <th></th> </tr> <tr> <th>MHz</th> <th>dBuV/m</th> <th>dBuV/m</th> <th>dB</th> <th>dBuV</th> <th>dB/m</th> <th>dB</th> <th>dB</th> <th>cm</th> <th>deg</th> </tr> </thead> <tbody> <tr> <td>1</td> <td>5500.00</td> <td>101.93</td> <td>-----</td> <td>-----</td> <td>86.04</td> <td>34.50</td> <td>11.04</td> <td>29.65</td> <td>0.00</td> <td>100</td> <td>113</td> <td>AVERAGE</td> </tr> </tbody> </table>	Limit	Read	Ant	Cable	Preamp	Aux	APos	TPos	Remark	Freq	Level	Line Margin	Level Factor	Loss Factor	Loss Factor	Factor			MHz	dBuV/m	dBuV/m	dB	dBuV	dB/m	dB	dB	cm	deg	1	5500.00	101.93	-----	-----	86.04	34.50	11.04	29.65	0.00	100	113	AVERAGE													
	Limit	Read	Ant	Cable	Preamp	Aux	APos	TPos	Remark																																																																																								
Freq	Level	Line Margin	Level Factor	Loss Factor	Loss Factor	Factor																																																																																											
MHz	dBuV/m	dBuV/m	dB	dBuV	dB/m	dB	dB	cm	deg																																																																																								
1	5459.92	46.48	54.00	-7.52	30.66	34.46	10.90	29.62	0.00	100	113	AVERAGE																																																																																					
Limit	Read	Ant	Cable	Preamp	Aux	APos	TPos	Remark																																																																																									
Freq	Level	Line Margin	Level Factor	Loss Factor	Loss Factor	Factor																																																																																											
MHz	dBuV/m	dBuV/m	dB	dBuV	dB/m	dB	dB	cm	deg																																																																																								
1	5500.00	101.93	-----	-----	86.04	34.50	11.04	29.65	0.00	100	113	AVERAGE																																																																																					



Mode	16																																																																																																
	Band Edge																																																																																																
	U-NII-2C_5.47-5.725_802.11be EHT20_CH100_5500MHZ																																																																																																
ANT	CDD 1+2																																																																																																
Pol.	Vertical	Fundamental																																																																																															
Peak	 <table border="1"> <thead> <tr> <th>Limit</th> <th>Read</th> <th>Ant</th> <th>Cable</th> <th>Preamp</th> <th>Aux</th> <th>APos</th> <th>TPos</th> <th>Remark</th> </tr> <tr> <th>Freq</th> <th>Level</th> <th>Line Margin</th> <th>Level Factor</th> <th>Loss Factor</th> <th>Loss Factor</th> <th>Factor</th> <th></th> <th></th> </tr> <tr> <th>MHz</th> <th>dBuV/m</th> <th>dBuV/m</th> <th>dB</th> <th>dBuV</th> <th>dB/m</th> <th>dB</th> <th>dB</th> <th>cm</th> <th>deg</th> </tr> </thead> <tbody> <tr> <td>1</td> <td>5454.15</td> <td>57.06</td> <td>74.00</td> <td>-16.94</td> <td>41.25</td> <td>34.45</td> <td>10.97</td> <td>29.61</td> <td>0.00</td> <td>322</td> <td>69</td> <td>PEAK</td> </tr> <tr> <td>2</td> <td>5467.82</td> <td>56.95</td> <td>68.30</td> <td>-11.35</td> <td>41.11</td> <td>34.47</td> <td>10.99</td> <td>29.62</td> <td>0.00</td> <td>322</td> <td>69</td> <td>PEAK</td> </tr> </tbody> </table>	Limit	Read	Ant	Cable	Preamp	Aux	APos	TPos	Remark	Freq	Level	Line Margin	Level Factor	Loss Factor	Loss Factor	Factor			MHz	dBuV/m	dBuV/m	dB	dBuV	dB/m	dB	dB	cm	deg	1	5454.15	57.06	74.00	-16.94	41.25	34.45	10.97	29.61	0.00	322	69	PEAK	2	5467.82	56.95	68.30	-11.35	41.11	34.47	10.99	29.62	0.00	322	69	PEAK	 <table border="1"> <thead> <tr> <th>Limit</th> <th>Read</th> <th>Ant</th> <th>Cable</th> <th>Preamp</th> <th>Aux</th> <th>APos</th> <th>TPos</th> <th>Remark</th> </tr> <tr> <th>Freq</th> <th>Level</th> <th>Line Margin</th> <th>Level Factor</th> <th>Loss Factor</th> <th>Loss Factor</th> <th>Factor</th> <th></th> <th></th> </tr> <tr> <th>MHz</th> <th>dBuV/m</th> <th>dBuV/m</th> <th>dB</th> <th>dBuV</th> <th>dB/m</th> <th>dB</th> <th>dB</th> <th>cm</th> <th>deg</th> </tr> </thead> <tbody> <tr> <td>1</td> <td>5500.00</td> <td>108.53</td> <td>-----</td> <td>-----</td> <td>92.65</td> <td>34.49</td> <td>11.05</td> <td>29.66</td> <td>0.00</td> <td>322</td> <td>69</td> <td>PEAK</td> </tr> </tbody> </table>	Limit	Read	Ant	Cable	Preamp	Aux	APos	TPos	Remark	Freq	Level	Line Margin	Level Factor	Loss Factor	Loss Factor	Factor			MHz	dBuV/m	dBuV/m	dB	dBuV	dB/m	dB	dB	cm	deg	1	5500.00	108.53	-----	-----	92.65	34.49	11.05	29.66	0.00	322	69	PEAK
	Limit	Read	Ant	Cable	Preamp	Aux	APos	TPos	Remark																																																																																								
Freq	Level	Line Margin	Level Factor	Loss Factor	Loss Factor	Factor																																																																																											
MHz	dBuV/m	dBuV/m	dB	dBuV	dB/m	dB	dB	cm	deg																																																																																								
1	5454.15	57.06	74.00	-16.94	41.25	34.45	10.97	29.61	0.00	322	69	PEAK																																																																																					
2	5467.82	56.95	68.30	-11.35	41.11	34.47	10.99	29.62	0.00	322	69	PEAK																																																																																					
Limit	Read	Ant	Cable	Preamp	Aux	APos	TPos	Remark																																																																																									
Freq	Level	Line Margin	Level Factor	Loss Factor	Loss Factor	Factor																																																																																											
MHz	dBuV/m	dBuV/m	dB	dBuV	dB/m	dB	dB	cm	deg																																																																																								
1	5500.00	108.53	-----	-----	92.65	34.49	11.05	29.66	0.00	322	69	PEAK																																																																																					
Avg	 <table border="1"> <thead> <tr> <th>Limit</th> <th>Read</th> <th>Ant</th> <th>Cable</th> <th>Preamp</th> <th>Aux</th> <th>APos</th> <th>TPos</th> <th>Remark</th> </tr> <tr> <th>Freq</th> <th>Level</th> <th>Line Margin</th> <th>Level Factor</th> <th>Loss Factor</th> <th>Loss Factor</th> <th>Factor</th> <th></th> <th></th> </tr> <tr> <th>MHz</th> <th>dBuV/m</th> <th>dBuV/m</th> <th>dB</th> <th>dBuV</th> <th>dB/m</th> <th>dB</th> <th>dB</th> <th>cm</th> <th>deg</th> </tr> </thead> <tbody> <tr> <td>1</td> <td>5459.73</td> <td>45.31</td> <td>54.00</td> <td>-8.69</td> <td>29.49</td> <td>34.46</td> <td>10.98</td> <td>29.62</td> <td>0.00</td> <td>322</td> <td>69</td> <td>AVERAGE</td> </tr> </tbody> </table>	Limit	Read	Ant	Cable	Preamp	Aux	APos	TPos	Remark	Freq	Level	Line Margin	Level Factor	Loss Factor	Loss Factor	Factor			MHz	dBuV/m	dBuV/m	dB	dBuV	dB/m	dB	dB	cm	deg	1	5459.73	45.31	54.00	-8.69	29.49	34.46	10.98	29.62	0.00	322	69	AVERAGE	 <table border="1"> <thead> <tr> <th>Limit</th> <th>Read</th> <th>Ant</th> <th>Cable</th> <th>Preamp</th> <th>Aux</th> <th>APos</th> <th>TPos</th> <th>Remark</th> </tr> <tr> <th>Freq</th> <th>Level</th> <th>Line Margin</th> <th>Level Factor</th> <th>Loss Factor</th> <th>Loss Factor</th> <th>Factor</th> <th></th> <th></th> </tr> <tr> <th>MHz</th> <th>dBuV/m</th> <th>dBuV/m</th> <th>dB</th> <th>dBuV</th> <th>dB/m</th> <th>dB</th> <th>dB</th> <th>cm</th> <th>deg</th> </tr> </thead> <tbody> <tr> <td>1</td> <td>5500.00</td> <td>99.53</td> <td>-----</td> <td>-----</td> <td>83.65</td> <td>34.49</td> <td>11.05</td> <td>29.66</td> <td>0.00</td> <td>322</td> <td>69</td> <td>AVERAGE</td> </tr> </tbody> </table>	Limit	Read	Ant	Cable	Preamp	Aux	APos	TPos	Remark	Freq	Level	Line Margin	Level Factor	Loss Factor	Loss Factor	Factor			MHz	dBuV/m	dBuV/m	dB	dBuV	dB/m	dB	dB	cm	deg	1	5500.00	99.53	-----	-----	83.65	34.49	11.05	29.66	0.00	322	69	AVERAGE													
	Limit	Read	Ant	Cable	Preamp	Aux	APos	TPos	Remark																																																																																								
Freq	Level	Line Margin	Level Factor	Loss Factor	Loss Factor	Factor																																																																																											
MHz	dBuV/m	dBuV/m	dB	dBuV	dB/m	dB	dB	cm	deg																																																																																								
1	5459.73	45.31	54.00	-8.69	29.49	34.46	10.98	29.62	0.00	322	69	AVERAGE																																																																																					
Limit	Read	Ant	Cable	Preamp	Aux	APos	TPos	Remark																																																																																									
Freq	Level	Line Margin	Level Factor	Loss Factor	Loss Factor	Factor																																																																																											
MHz	dBuV/m	dBuV/m	dB	dBuV	dB/m	dB	dB	cm	deg																																																																																								
1	5500.00	99.53	-----	-----	83.65	34.49	11.05	29.66	0.00	322	69	AVERAGE																																																																																					



Mode	16																																																																															
	Harmonic																																																																															
	U-NII-2C_5.47-5.725_802.11be EHT20_CH100_5500MHz																																																																															
ANT	CDD 1+2																																																																															
Pol.	Horizontal	Vertical																																																																														
Peak																																																																																
Avg	<table border="1"> <thead> <tr> <th>Limit</th> <th>Read</th> <th>Ant</th> <th>Cable</th> <th>Preamp</th> <th>Aux</th> <th>APos</th> <th>TPos</th> <th>Remark</th> </tr> <tr> <th>Freq</th> <th>Level</th> <th>Line Margin</th> <th>Level Factor</th> <th>Loss Factor</th> <th>Factor</th> <th></th> <th></th> <th></th> </tr> <tr> <th>MHz</th> <th>dBuV/m</th> <th>dBuV/m</th> <th>dB</th> <th>dBuV</th> <th>dB/m</th> <th>dB</th> <th>dB</th> <th>cm</th> <th>deg</th> </tr> </thead> <tbody> <tr> <td>1 11000.00</td> <td>45.78</td> <td>74.00</td> <td>-28.22</td> <td>57.81</td> <td>37.80</td> <td>15.90</td> <td>65.73</td> <td>0.00</td> <td>300</td> <td>0 PEAK</td> </tr> </tbody> </table>	Limit	Read	Ant	Cable	Preamp	Aux	APos	TPos	Remark	Freq	Level	Line Margin	Level Factor	Loss Factor	Factor				MHz	dBuV/m	dBuV/m	dB	dBuV	dB/m	dB	dB	cm	deg	1 11000.00	45.78	74.00	-28.22	57.81	37.80	15.90	65.73	0.00	300	0 PEAK	<table border="1"> <thead> <tr> <th>Limit</th> <th>Read</th> <th>Ant</th> <th>Cable</th> <th>Preamp</th> <th>Aux</th> <th>APos</th> <th>TPos</th> <th>Remark</th> </tr> <tr> <th>Freq</th> <th>Level</th> <th>Line Margin</th> <th>Level Factor</th> <th>Loss Factor</th> <th>Factor</th> <th></th> <th></th> <th></th> </tr> <tr> <th>MHz</th> <th>dBuV/m</th> <th>dBuV/m</th> <th>dB</th> <th>dBuV</th> <th>dB/m</th> <th>dB</th> <th>dB</th> <th>cm</th> <th>deg</th> </tr> </thead> <tbody> <tr> <td>1 11000.00</td> <td>46.18</td> <td>74.00</td> <td>-27.82</td> <td>58.21</td> <td>37.80</td> <td>15.90</td> <td>65.73</td> <td>0.00</td> <td>100</td> <td>0 PEAK</td> </tr> </tbody> </table>	Limit	Read	Ant	Cable	Preamp	Aux	APos	TPos	Remark	Freq	Level	Line Margin	Level Factor	Loss Factor	Factor				MHz	dBuV/m	dBuV/m	dB	dBuV	dB/m	dB	dB	cm	deg	1 11000.00	46.18	74.00	-27.82	58.21	37.80	15.90	65.73	0.00	100	0 PEAK
Limit	Read	Ant	Cable	Preamp	Aux	APos	TPos	Remark																																																																								
Freq	Level	Line Margin	Level Factor	Loss Factor	Factor																																																																											
MHz	dBuV/m	dBuV/m	dB	dBuV	dB/m	dB	dB	cm	deg																																																																							
1 11000.00	45.78	74.00	-28.22	57.81	37.80	15.90	65.73	0.00	300	0 PEAK																																																																						
Limit	Read	Ant	Cable	Preamp	Aux	APos	TPos	Remark																																																																								
Freq	Level	Line Margin	Level Factor	Loss Factor	Factor																																																																											
MHz	dBuV/m	dBuV/m	dB	dBuV	dB/m	dB	dB	cm	deg																																																																							
1 11000.00	46.18	74.00	-27.82	58.21	37.80	15.90	65.73	0.00	100	0 PEAK																																																																						



Mode	17																																																																																																																																								
	Harmonic																																																																																																																																								
	U-NII-2C_5.47-5.725_802.11be EHT20_CH116_5580MHz																																																																																																																																								
ANT	CDD 1+2																																																																																																																																								
Pol.	Horizontal	Vertical																																																																																																																																							
Peak Avg	<table border="1"> <thead> <tr> <th>Limit</th> <th>Read</th> <th>Ant</th> <th>Cable</th> <th>Preamp</th> <th>Aux</th> <th>APos</th> <th>TPos</th> <th>Remark</th> </tr> <tr> <th>Freq</th> <th>Level</th> <th>Line Margin</th> <th>Level Factor</th> <th>Loss Factor</th> <th>Factor</th> <th></th> <th></th> <th></th> </tr> <tr> <th>MHz</th> <th>dBuV/m</th> <th>dBuV/m</th> <th>dB</th> <th>dBuV</th> <th>dB/m</th> <th>dB</th> <th>dB</th> <th>dB</th> </tr> </thead> <tbody> <tr> <td>1 11160.00</td> <td>45.54</td> <td>74.00</td> <td>-28.46</td> <td>57.26</td> <td>37.94</td> <td>15.98</td> <td>65.64</td> <td>0.00</td> </tr> <tr> <td></td> <td></td> <td></td> <td></td> <td></td> <td></td> <td></td> <td></td> <td>100</td> </tr> <tr> <td></td> <td></td> <td></td> <td></td> <td></td> <td></td> <td></td> <td></td> <td>360</td> </tr> <tr> <td></td> <td></td> <td></td> <td></td> <td></td> <td></td> <td></td> <td></td> <td>PEAK</td> </tr> </tbody> </table>	Limit	Read	Ant	Cable	Preamp	Aux	APos	TPos	Remark	Freq	Level	Line Margin	Level Factor	Loss Factor	Factor				MHz	dBuV/m	dBuV/m	dB	dBuV	dB/m	dB	dB	dB	1 11160.00	45.54	74.00	-28.46	57.26	37.94	15.98	65.64	0.00									100									360									PEAK	<table border="1"> <thead> <tr> <th>Limit</th> <th>Read</th> <th>Ant</th> <th>Cable</th> <th>Preamp</th> <th>Aux</th> <th>APos</th> <th>TPos</th> <th>Remark</th> </tr> <tr> <th>Freq</th> <th>Level</th> <th>Line Margin</th> <th>Level Factor</th> <th>Loss Factor</th> <th>Factor</th> <th></th> <th></th> <th></th> </tr> <tr> <th>MHz</th> <th>dBuV/m</th> <th>dBuV/m</th> <th>dB</th> <th>dBuV</th> <th>dB/m</th> <th>dB</th> <th>dB</th> <th>dB</th> </tr> </thead> <tbody> <tr> <td>1 11160.00</td> <td>46.02</td> <td>74.00</td> <td>-27.98</td> <td>57.74</td> <td>37.94</td> <td>15.98</td> <td>65.64</td> <td>0.00</td> </tr> <tr> <td></td> <td></td> <td></td> <td></td> <td></td> <td></td> <td></td> <td></td> <td>100</td> </tr> <tr> <td></td> <td></td> <td></td> <td></td> <td></td> <td></td> <td></td> <td></td> <td>100</td> </tr> <tr> <td></td> <td></td> <td></td> <td></td> <td></td> <td></td> <td></td> <td></td> <td>0</td> </tr> <tr> <td></td> <td></td> <td></td> <td></td> <td></td> <td></td> <td></td> <td></td> <td>PEAK</td> </tr> </tbody> </table>	Limit	Read	Ant	Cable	Preamp	Aux	APos	TPos	Remark	Freq	Level	Line Margin	Level Factor	Loss Factor	Factor				MHz	dBuV/m	dBuV/m	dB	dBuV	dB/m	dB	dB	dB	1 11160.00	46.02	74.00	-27.98	57.74	37.94	15.98	65.64	0.00									100									100									0									PEAK
Limit	Read	Ant	Cable	Preamp	Aux	APos	TPos	Remark																																																																																																																																	
Freq	Level	Line Margin	Level Factor	Loss Factor	Factor																																																																																																																																				
MHz	dBuV/m	dBuV/m	dB	dBuV	dB/m	dB	dB	dB																																																																																																																																	
1 11160.00	45.54	74.00	-28.46	57.26	37.94	15.98	65.64	0.00																																																																																																																																	
								100																																																																																																																																	
								360																																																																																																																																	
								PEAK																																																																																																																																	
Limit	Read	Ant	Cable	Preamp	Aux	APos	TPos	Remark																																																																																																																																	
Freq	Level	Line Margin	Level Factor	Loss Factor	Factor																																																																																																																																				
MHz	dBuV/m	dBuV/m	dB	dBuV	dB/m	dB	dB	dB																																																																																																																																	
1 11160.00	46.02	74.00	-27.98	57.74	37.94	15.98	65.64	0.00																																																																																																																																	
								100																																																																																																																																	
								100																																																																																																																																	
								0																																																																																																																																	
								PEAK																																																																																																																																	





Mode	18																																																																																																																	
	Band Edge																																																																																																																	
	U-NII-2C_5.47-5.725_802.11be EHT20_CH140_5700MHZ																																																																																																																	
ANT	CDD 1+2																																																																																																																	
Pol.	Horizontal	Fundamental																																																																																																																
Peak	<table border="1"> <thead> <tr> <th>Limit</th> <th>Read</th> <th>Ant</th> <th>Cable</th> <th>Preamp</th> <th>Aux</th> <th>APos</th> <th>TPos</th> </tr> <tr> <th>Freq</th> <th>Level</th> <th>Line</th> <th>Margin</th> <th>Level</th> <th>Factor</th> <th>Loss</th> <th>Factor</th> </tr> <tr> <th>MHz</th> <th>dBuV/m</th> <th>dBuV/m</th> <th>dB</th> <th>dBuV</th> <th>dB/m</th> <th>dB</th> <th>dB</th> </tr> </thead> <tbody> <tr> <td>1 5733.25</td> <td>58.14</td> <td>68.30</td> <td>-10.16</td> <td>41.76</td> <td>34.85</td> <td>11.32</td> <td>29.79</td> </tr> <tr> <td></td> <td></td> <td></td> <td></td> <td></td> <td></td> <td>0.00</td> <td>100</td> </tr> <tr> <td></td> <td></td> <td></td> <td></td> <td></td> <td></td> <td></td> <td>238</td> </tr> <tr> <td></td> <td></td> <td></td> <td></td> <td></td> <td></td> <td></td> <td>PEAK</td> </tr> </tbody> </table>	Limit	Read	Ant	Cable	Preamp	Aux	APos	TPos	Freq	Level	Line	Margin	Level	Factor	Loss	Factor	MHz	dBuV/m	dBuV/m	dB	dBuV	dB/m	dB	dB	1 5733.25	58.14	68.30	-10.16	41.76	34.85	11.32	29.79							0.00	100								238								PEAK	<table border="1"> <thead> <tr> <th>Limit</th> <th>Read</th> <th>Ant</th> <th>Cable</th> <th>Preamp</th> <th>Aux</th> <th>APos</th> <th>TPos</th> </tr> <tr> <th>Freq</th> <th>Level</th> <th>Line</th> <th>Margin</th> <th>Level</th> <th>Factor</th> <th>Loss</th> <th>Factor</th> </tr> <tr> <th>MHz</th> <th>dBuV/m</th> <th>dBuV/m</th> <th>dB</th> <th>dBuV</th> <th>dB/m</th> <th>dB</th> <th>dB</th> </tr> </thead> <tbody> <tr> <td>1 5700.00</td> <td>109.93</td> <td>-----</td> <td>-----</td> <td>93.70</td> <td>34.76</td> <td>11.27</td> <td>29.80</td> </tr> <tr> <td></td> <td></td> <td></td> <td></td> <td></td> <td></td> <td>0.00</td> <td>100</td> </tr> <tr> <td></td> <td></td> <td></td> <td></td> <td></td> <td></td> <td></td> <td>238</td> </tr> <tr> <td></td> <td></td> <td></td> <td></td> <td></td> <td></td> <td></td> <td>PEAK</td> </tr> </tbody> </table>	Limit	Read	Ant	Cable	Preamp	Aux	APos	TPos	Freq	Level	Line	Margin	Level	Factor	Loss	Factor	MHz	dBuV/m	dBuV/m	dB	dBuV	dB/m	dB	dB	1 5700.00	109.93	-----	-----	93.70	34.76	11.27	29.80							0.00	100								238								PEAK
Limit	Read	Ant	Cable	Preamp	Aux	APos	TPos																																																																																																											
Freq	Level	Line	Margin	Level	Factor	Loss	Factor																																																																																																											
MHz	dBuV/m	dBuV/m	dB	dBuV	dB/m	dB	dB																																																																																																											
1 5733.25	58.14	68.30	-10.16	41.76	34.85	11.32	29.79																																																																																																											
						0.00	100																																																																																																											
							238																																																																																																											
							PEAK																																																																																																											
Limit	Read	Ant	Cable	Preamp	Aux	APos	TPos																																																																																																											
Freq	Level	Line	Margin	Level	Factor	Loss	Factor																																																																																																											
MHz	dBuV/m	dBuV/m	dB	dBuV	dB/m	dB	dB																																																																																																											
1 5700.00	109.93	-----	-----	93.70	34.76	11.27	29.80																																																																																																											
						0.00	100																																																																																																											
							238																																																																																																											
							PEAK																																																																																																											
Avg	Blank	<table border="1"> <thead> <tr> <th>Limit</th> <th>Read</th> <th>Ant</th> <th>Cable</th> <th>Preamp</th> <th>Aux</th> <th>APos</th> <th>TPos</th> </tr> <tr> <th>Freq</th> <th>Level</th> <th>Line</th> <th>Margin</th> <th>Level</th> <th>Factor</th> <th>Loss</th> <th>Factor</th> </tr> <tr> <th>MHz</th> <th>dBuV/m</th> <th>dBuV/m</th> <th>dB</th> <th>dBuV</th> <th>dB/m</th> <th>dB</th> <th>dB</th> </tr> </thead> <tbody> <tr> <td>1 5700.00</td> <td>100.47</td> <td>-----</td> <td>-----</td> <td>84.22</td> <td>34.77</td> <td>11.28</td> <td>29.80</td> </tr> <tr> <td></td> <td></td> <td></td> <td></td> <td></td> <td></td> <td>0.00</td> <td>100</td> </tr> <tr> <td></td> <td></td> <td></td> <td></td> <td></td> <td></td> <td></td> <td>238</td> </tr> <tr> <td></td> <td></td> <td></td> <td></td> <td></td> <td></td> <td></td> <td>AVERAGE</td> </tr> </tbody> </table>	Limit	Read	Ant	Cable	Preamp	Aux	APos	TPos	Freq	Level	Line	Margin	Level	Factor	Loss	Factor	MHz	dBuV/m	dBuV/m	dB	dBuV	dB/m	dB	dB	1 5700.00	100.47	-----	-----	84.22	34.77	11.28	29.80							0.00	100								238								AVERAGE																																																								
Limit	Read	Ant	Cable	Preamp	Aux	APos	TPos																																																																																																											
Freq	Level	Line	Margin	Level	Factor	Loss	Factor																																																																																																											
MHz	dBuV/m	dBuV/m	dB	dBuV	dB/m	dB	dB																																																																																																											
1 5700.00	100.47	-----	-----	84.22	34.77	11.28	29.80																																																																																																											
						0.00	100																																																																																																											
							238																																																																																																											
							AVERAGE																																																																																																											

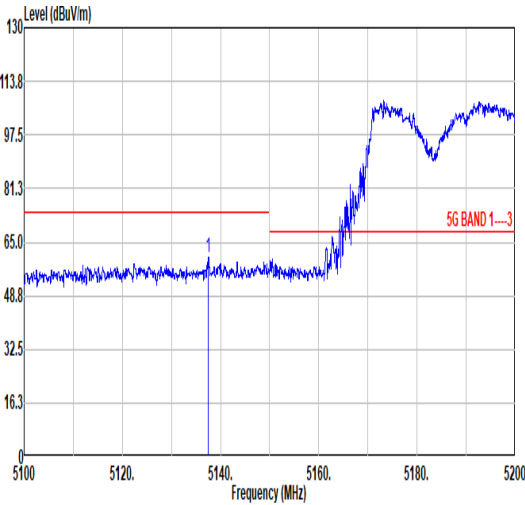
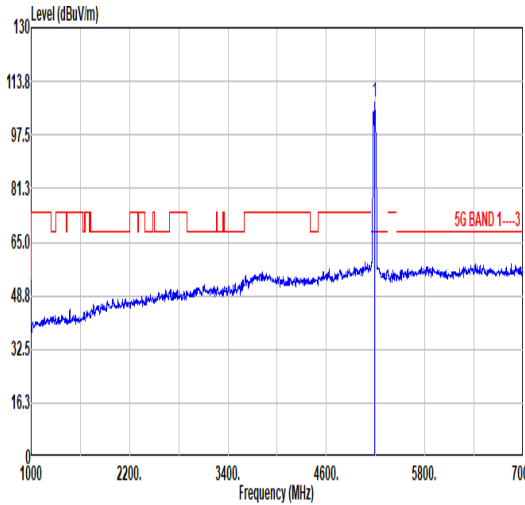
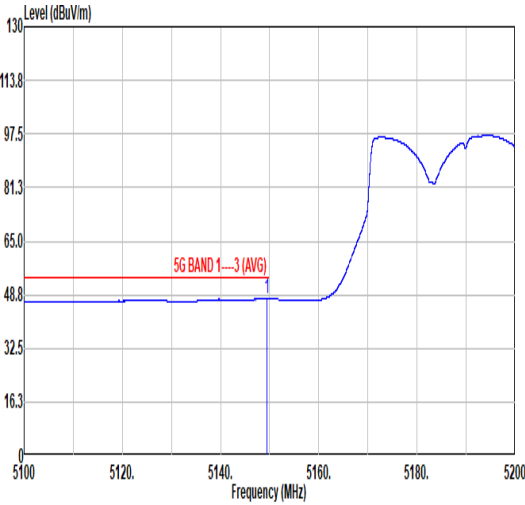
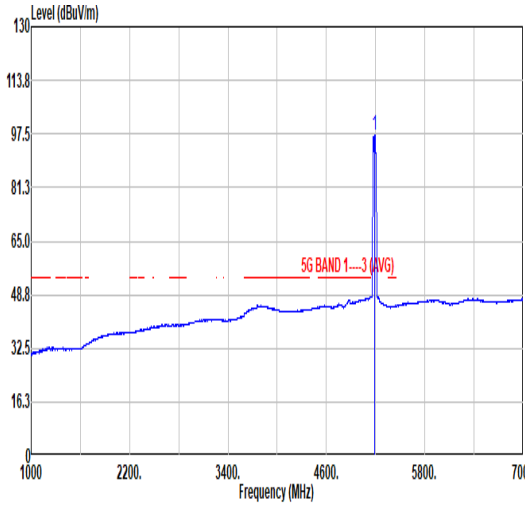


Mode	18																																																																																																	
	Band Edge																																																																																																	
	U-NII-2C_5.47-5.725_802.11be EHT20_CH140_5700MHz																																																																																																	
ANT	CDD 1+2																																																																																																	
Pol.	Vertical	Fundamental																																																																																																
Peak	<table border="1"> <thead> <tr> <th>Limit</th> <th>Read</th> <th>Ant</th> <th>Cable</th> <th>Preamp</th> <th>Aux</th> <th>APos</th> <th>TPos</th> </tr> <tr> <th>Freq</th> <th>Level</th> <th>Line Margin</th> <th>Level Factor</th> <th>Loss Factor</th> <th>Factor</th> <th>Factor</th> <th>Remark</th> </tr> <tr> <th>MHz</th> <th>dBuV/m</th> <th>dBuV/m</th> <th>dB</th> <th>dBuV</th> <th>dB/m</th> <th>dB</th> <th>dB</th> </tr> </thead> <tbody> <tr> <td>1 5725.26</td> <td>57.95</td> <td>68.30</td> <td>-10.35</td> <td>41.59</td> <td>34.84</td> <td>11.31</td> <td>29.79</td> </tr> <tr> <td></td> <td></td> <td></td> <td></td> <td></td> <td></td> <td>0.00</td> <td>315</td> </tr> <tr> <td></td> <td></td> <td></td> <td></td> <td></td> <td></td> <td></td> <td>69 PEAK</td> </tr> </tbody> </table>	Limit	Read	Ant	Cable	Preamp	Aux	APos	TPos	Freq	Level	Line Margin	Level Factor	Loss Factor	Factor	Factor	Remark	MHz	dBuV/m	dBuV/m	dB	dBuV	dB/m	dB	dB	1 5725.26	57.95	68.30	-10.35	41.59	34.84	11.31	29.79							0.00	315								69 PEAK	<table border="1"> <thead> <tr> <th>Limit</th> <th>Read</th> <th>Ant</th> <th>Cable</th> <th>Preamp</th> <th>Aux</th> <th>APos</th> <th>TPos</th> </tr> <tr> <th>Freq</th> <th>Level</th> <th>Line Margin</th> <th>Level Factor</th> <th>Loss Factor</th> <th>Factor</th> <th>Factor</th> <th>Remark</th> </tr> <tr> <th>MHz</th> <th>dBuV/m</th> <th>dBuV/m</th> <th>dB</th> <th>dBuV</th> <th>dB/m</th> <th>dB</th> <th>dB</th> </tr> </thead> <tbody> <tr> <td>1 5700.00</td> <td>108.39</td> <td>-----</td> <td>-----</td> <td>92.10</td> <td>34.80</td> <td>11.29</td> <td>29.80</td> </tr> <tr> <td></td> <td></td> <td></td> <td></td> <td></td> <td></td> <td>0.00</td> <td>315</td> </tr> <tr> <td></td> <td></td> <td></td> <td></td> <td></td> <td></td> <td></td> <td>69 PEAK</td> </tr> </tbody> </table>	Limit	Read	Ant	Cable	Preamp	Aux	APos	TPos	Freq	Level	Line Margin	Level Factor	Loss Factor	Factor	Factor	Remark	MHz	dBuV/m	dBuV/m	dB	dBuV	dB/m	dB	dB	1 5700.00	108.39	-----	-----	92.10	34.80	11.29	29.80							0.00	315								69 PEAK
Limit	Read	Ant	Cable	Preamp	Aux	APos	TPos																																																																																											
Freq	Level	Line Margin	Level Factor	Loss Factor	Factor	Factor	Remark																																																																																											
MHz	dBuV/m	dBuV/m	dB	dBuV	dB/m	dB	dB																																																																																											
1 5725.26	57.95	68.30	-10.35	41.59	34.84	11.31	29.79																																																																																											
						0.00	315																																																																																											
							69 PEAK																																																																																											
Limit	Read	Ant	Cable	Preamp	Aux	APos	TPos																																																																																											
Freq	Level	Line Margin	Level Factor	Loss Factor	Factor	Factor	Remark																																																																																											
MHz	dBuV/m	dBuV/m	dB	dBuV	dB/m	dB	dB																																																																																											
1 5700.00	108.39	-----	-----	92.10	34.80	11.29	29.80																																																																																											
						0.00	315																																																																																											
							69 PEAK																																																																																											
Avg	Blank	<table border="1"> <thead> <tr> <th>Limit</th> <th>Read</th> <th>Ant</th> <th>Cable</th> <th>Preamp</th> <th>Aux</th> <th>APos</th> <th>TPos</th> </tr> <tr> <th>Freq</th> <th>Level</th> <th>Line Margin</th> <th>Level Factor</th> <th>Loss Factor</th> <th>Factor</th> <th>Factor</th> <th>Remark</th> </tr> <tr> <th>MHz</th> <th>dBuV/m</th> <th>dBuV/m</th> <th>dB</th> <th>dBuV</th> <th>dB/m</th> <th>dB</th> <th>dB</th> </tr> </thead> <tbody> <tr> <td>1 5700.00</td> <td>98.35</td> <td>-----</td> <td>-----</td> <td>82.12</td> <td>34.76</td> <td>11.27</td> <td>29.80</td> </tr> <tr> <td></td> <td></td> <td></td> <td></td> <td></td> <td></td> <td>0.00</td> <td>315</td> </tr> <tr> <td></td> <td></td> <td></td> <td></td> <td></td> <td></td> <td></td> <td>69 AVERAGE</td> </tr> </tbody> </table>	Limit	Read	Ant	Cable	Preamp	Aux	APos	TPos	Freq	Level	Line Margin	Level Factor	Loss Factor	Factor	Factor	Remark	MHz	dBuV/m	dBuV/m	dB	dBuV	dB/m	dB	dB	1 5700.00	98.35	-----	-----	82.12	34.76	11.27	29.80							0.00	315								69 AVERAGE																																																
Limit	Read	Ant	Cable	Preamp	Aux	APos	TPos																																																																																											
Freq	Level	Line Margin	Level Factor	Loss Factor	Factor	Factor	Remark																																																																																											
MHz	dBuV/m	dBuV/m	dB	dBuV	dB/m	dB	dB																																																																																											
1 5700.00	98.35	-----	-----	82.12	34.76	11.27	29.80																																																																																											
						0.00	315																																																																																											
							69 AVERAGE																																																																																											



Mode	18																																																																															
	Harmonic																																																																															
	U-NII-2C_5.47-5.725_802.11be EHT20_CH140_5700MHz																																																																															
ANT	CDD 1+2																																																																															
Pol.	Horizontal	Vertical																																																																														
Peak																																																																																
Avg																																																																																
	<table border="1"> <thead> <tr> <th>Limit</th> <th>Read</th> <th>Ant</th> <th>Cable</th> <th>Preamp</th> <th>Aux</th> <th>APos</th> <th>TPos</th> <th>Remark</th> </tr> <tr> <th>Freq</th> <th>Level</th> <th>Line Margin</th> <th>Level</th> <th>Factor</th> <th>Loss Factor</th> <th>Factor</th> <th></th> <th></th> </tr> <tr> <th>MHz</th> <th>dBuV/m</th> <th>dBuV/m</th> <th>dB</th> <th>dBuV</th> <th>dB/m</th> <th>dB</th> <th>dB</th> <th>cm</th> <th>deg</th> </tr> </thead> <tbody> <tr> <td>1 11400.00</td> <td>46.42</td> <td>74.00</td> <td>-27.58</td> <td>57.67</td> <td>38.16</td> <td>16.10</td> <td>65.51</td> <td>0.00</td> <td>300</td> <td>0 PEAK</td> </tr> </tbody> </table>	Limit	Read	Ant	Cable	Preamp	Aux	APos	TPos	Remark	Freq	Level	Line Margin	Level	Factor	Loss Factor	Factor			MHz	dBuV/m	dBuV/m	dB	dBuV	dB/m	dB	dB	cm	deg	1 11400.00	46.42	74.00	-27.58	57.67	38.16	16.10	65.51	0.00	300	0 PEAK	<table border="1"> <thead> <tr> <th>Limit</th> <th>Read</th> <th>Ant</th> <th>Cable</th> <th>Preamp</th> <th>Aux</th> <th>APos</th> <th>TPos</th> <th>Remark</th> </tr> <tr> <th>Freq</th> <th>Level</th> <th>Line Margin</th> <th>Level</th> <th>Factor</th> <th>Loss Factor</th> <th>Factor</th> <th></th> <th></th> </tr> <tr> <th>MHz</th> <th>dBuV/m</th> <th>dBuV/m</th> <th>dB</th> <th>dBuV</th> <th>dB/m</th> <th>dB</th> <th>dB</th> <th>cm</th> <th>deg</th> </tr> </thead> <tbody> <tr> <td>1 11400.00</td> <td>46.12</td> <td>74.00</td> <td>-27.88</td> <td>57.37</td> <td>38.16</td> <td>16.10</td> <td>65.51</td> <td>0.00</td> <td>100</td> <td>0 PEAK</td> </tr> </tbody> </table>	Limit	Read	Ant	Cable	Preamp	Aux	APos	TPos	Remark	Freq	Level	Line Margin	Level	Factor	Loss Factor	Factor			MHz	dBuV/m	dBuV/m	dB	dBuV	dB/m	dB	dB	cm	deg	1 11400.00	46.12	74.00	-27.88	57.37	38.16	16.10	65.51	0.00	100	0 PEAK
Limit	Read	Ant	Cable	Preamp	Aux	APos	TPos	Remark																																																																								
Freq	Level	Line Margin	Level	Factor	Loss Factor	Factor																																																																										
MHz	dBuV/m	dBuV/m	dB	dBuV	dB/m	dB	dB	cm	deg																																																																							
1 11400.00	46.42	74.00	-27.58	57.67	38.16	16.10	65.51	0.00	300	0 PEAK																																																																						
Limit	Read	Ant	Cable	Preamp	Aux	APos	TPos	Remark																																																																								
Freq	Level	Line Margin	Level	Factor	Loss Factor	Factor																																																																										
MHz	dBuV/m	dBuV/m	dB	dBuV	dB/m	dB	dB	cm	deg																																																																							
1 11400.00	46.12	74.00	-27.88	57.37	38.16	16.10	65.51	0.00	100	0 PEAK																																																																						

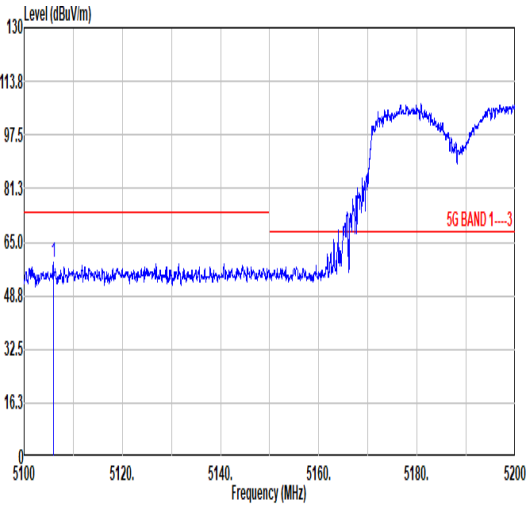
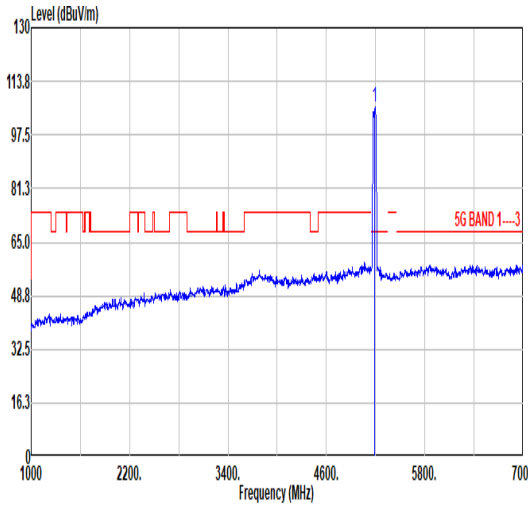
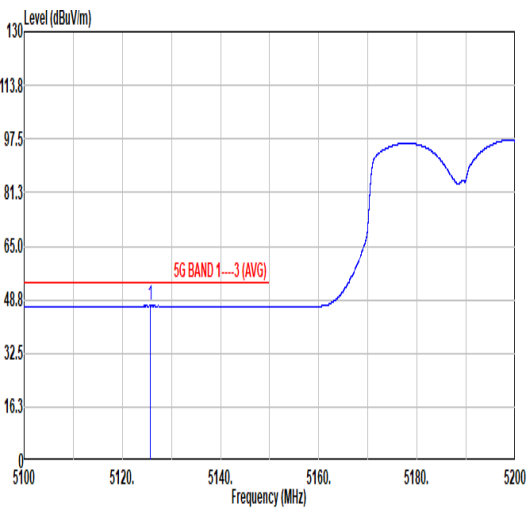
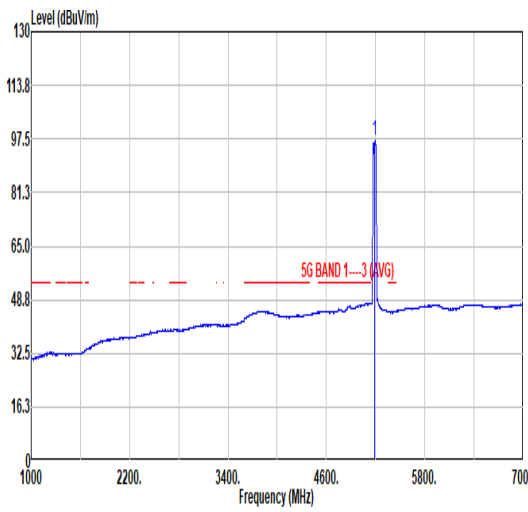


		19																																																																										
Mode	Band Edge - L																																																																											
	U-NII-1_5.15-5.25_802.11be EHT40_CH38_Full RU_5190MHz																																																																											
ANT	CDD 1+2																																																																											
Pol.	Horizontal	Fundamental																																																																										
Peak	 <p>Level (dBuV/m) vs Frequency (MHz) plot for Horizontal polarization. The y-axis ranges from 0 to 130 dBuV/m, and the x-axis ranges from 5100 to 5200 MHz. A red horizontal line indicates the 5G BAND 1-3 limit at approximately 65.0 dBuV/m. A blue trace shows the signal level, which rises sharply after 5140 MHz.</p> <table border="1"> <thead> <tr> <th>Limit</th> <th>Read</th> <th>Ant</th> <th>Cable</th> <th>Preamp</th> <th>Aux</th> <th>APos</th> <th>TPos</th> </tr> <tr> <th>Freq</th> <th>Level</th> <th>Line</th> <th>Margin</th> <th>Level</th> <th>Factor</th> <th>Loss</th> <th>Factor</th> </tr> <tr> <th>MHz</th> <th>dBuV/m</th> <th>dBuV/m</th> <th>dB</th> <th>dBuV</th> <th>dB/m</th> <th>dB</th> <th>dB</th> </tr> </thead> <tbody> <tr> <td>1</td> <td>5137.55</td> <td>60.52</td> <td>74.00</td> <td>-13.48</td> <td>44.82</td> <td>34.38</td> <td>10.62</td> <td>29.30</td> <td>0.00</td> <td>105</td> <td>119</td> <td>PEAK</td> </tr> </tbody> </table>	Limit	Read	Ant	Cable	Preamp	Aux	APos	TPos	Freq	Level	Line	Margin	Level	Factor	Loss	Factor	MHz	dBuV/m	dBuV/m	dB	dBuV	dB/m	dB	dB	1	5137.55	60.52	74.00	-13.48	44.82	34.38	10.62	29.30	0.00	105	119	PEAK	 <p>Level (dBuV/m) vs Frequency (MHz) plot for Fundamental polarization. The y-axis ranges from 0 to 130 dBuV/m, and the x-axis ranges from 1000 to 7000 MHz. A red horizontal line indicates the 5G BAND 1-3 limit at approximately 65.0 dBuV/m. A blue trace shows a sharp peak at 5190 MHz.</p> <table border="1"> <thead> <tr> <th>Limit</th> <th>Read</th> <th>Ant</th> <th>Cable</th> <th>Preamp</th> <th>Aux</th> <th>APos</th> <th>TPos</th> </tr> <tr> <th>Freq</th> <th>Level</th> <th>Line</th> <th>Margin</th> <th>Level</th> <th>Factor</th> <th>Loss</th> <th>Factor</th> </tr> <tr> <th>MHz</th> <th>dBuV/m</th> <th>dBuV/m</th> <th>dB</th> <th>dBuV</th> <th>dB/m</th> <th>dB</th> <th>dB</th> </tr> </thead> <tbody> <tr> <td>1</td> <td>5190.00</td> <td>107.32</td> <td>-----</td> <td>-----</td> <td>91.57</td> <td>34.47</td> <td>10.63</td> <td>29.35</td> <td>0.00</td> <td>105</td> <td>119</td> <td>PEAK</td> </tr> </tbody> </table>	Limit	Read	Ant	Cable	Preamp	Aux	APos	TPos	Freq	Level	Line	Margin	Level	Factor	Loss	Factor	MHz	dBuV/m	dBuV/m	dB	dBuV	dB/m	dB	dB	1	5190.00	107.32	-----	-----	91.57	34.47	10.63	29.35	0.00	105	119	PEAK
	Limit	Read	Ant	Cable	Preamp	Aux	APos	TPos																																																																				
Freq	Level	Line	Margin	Level	Factor	Loss	Factor																																																																					
MHz	dBuV/m	dBuV/m	dB	dBuV	dB/m	dB	dB																																																																					
1	5137.55	60.52	74.00	-13.48	44.82	34.38	10.62	29.30	0.00	105	119	PEAK																																																																
Limit	Read	Ant	Cable	Preamp	Aux	APos	TPos																																																																					
Freq	Level	Line	Margin	Level	Factor	Loss	Factor																																																																					
MHz	dBuV/m	dBuV/m	dB	dBuV	dB/m	dB	dB																																																																					
1	5190.00	107.32	-----	-----	91.57	34.47	10.63	29.35	0.00	105	119	PEAK																																																																
Avg	 <p>Level (dBuV/m) vs Frequency (MHz) plot for Average Horizontal polarization. The y-axis ranges from 0 to 130 dBuV/m, and the x-axis ranges from 5100 to 5200 MHz. A red horizontal line indicates the 5G BAND 1-3 (AVG) limit at approximately 48.8 dBuV/m. A blue trace shows the average signal level.</p> <table border="1"> <thead> <tr> <th>Limit</th> <th>Read</th> <th>Ant</th> <th>Cable</th> <th>Preamp</th> <th>Aux</th> <th>APos</th> <th>TPos</th> </tr> <tr> <th>Freq</th> <th>Level</th> <th>Line</th> <th>Margin</th> <th>Level</th> <th>Factor</th> <th>Loss</th> <th>Factor</th> </tr> <tr> <th>MHz</th> <th>dBuV/m</th> <th>dBuV/m</th> <th>dB</th> <th>dBuV</th> <th>dB/m</th> <th>dB</th> <th>dB</th> </tr> </thead> <tbody> <tr> <td>1</td> <td>5149.45</td> <td>47.49</td> <td>54.00</td> <td>-6.51</td> <td>31.78</td> <td>34.40</td> <td>10.62</td> <td>29.31</td> <td>0.00</td> <td>105</td> <td>119</td> <td>AVERAGE</td> </tr> </tbody> </table>	Limit	Read	Ant	Cable	Preamp	Aux	APos	TPos	Freq	Level	Line	Margin	Level	Factor	Loss	Factor	MHz	dBuV/m	dBuV/m	dB	dBuV	dB/m	dB	dB	1	5149.45	47.49	54.00	-6.51	31.78	34.40	10.62	29.31	0.00	105	119	AVERAGE	 <p>Level (dBuV/m) vs Frequency (MHz) plot for Average Fundamental polarization. The y-axis ranges from 0 to 130 dBuV/m, and the x-axis ranges from 1000 to 7000 MHz. A red horizontal line indicates the 5G BAND 1-3 (AVG) limit at approximately 48.8 dBuV/m. A blue trace shows the average signal level with a peak at 5190 MHz.</p> <table border="1"> <thead> <tr> <th>Limit</th> <th>Read</th> <th>Ant</th> <th>Cable</th> <th>Preamp</th> <th>Aux</th> <th>APos</th> <th>TPos</th> </tr> <tr> <th>Freq</th> <th>Level</th> <th>Line</th> <th>Margin</th> <th>Level</th> <th>Factor</th> <th>Loss</th> <th>Factor</th> </tr> <tr> <th>MHz</th> <th>dBuV/m</th> <th>dBuV/m</th> <th>dB</th> <th>dBuV</th> <th>dB/m</th> <th>dB</th> <th>dB</th> </tr> </thead> <tbody> <tr> <td>1</td> <td>5190.00</td> <td>97.17</td> <td>-----</td> <td>-----</td> <td>81.40</td> <td>34.48</td> <td>10.64</td> <td>29.35</td> <td>0.00</td> <td>105</td> <td>119</td> <td>AVERAGE</td> </tr> </tbody> </table>	Limit	Read	Ant	Cable	Preamp	Aux	APos	TPos	Freq	Level	Line	Margin	Level	Factor	Loss	Factor	MHz	dBuV/m	dBuV/m	dB	dBuV	dB/m	dB	dB	1	5190.00	97.17	-----	-----	81.40	34.48	10.64	29.35	0.00	105	119	AVERAGE
Limit	Read	Ant	Cable	Preamp	Aux	APos	TPos																																																																					
Freq	Level	Line	Margin	Level	Factor	Loss	Factor																																																																					
MHz	dBuV/m	dBuV/m	dB	dBuV	dB/m	dB	dB																																																																					
1	5149.45	47.49	54.00	-6.51	31.78	34.40	10.62	29.31	0.00	105	119	AVERAGE																																																																
Limit	Read	Ant	Cable	Preamp	Aux	APos	TPos																																																																					
Freq	Level	Line	Margin	Level	Factor	Loss	Factor																																																																					
MHz	dBuV/m	dBuV/m	dB	dBuV	dB/m	dB	dB																																																																					
1	5190.00	97.17	-----	-----	81.40	34.48	10.64	29.35	0.00	105	119	AVERAGE																																																																



Mode	19																																							
	Band Edge - R																																							
	U-NII-1_5.15-5.25_802.11be EHT40_CH38_Full RU_5190MHz																																							
ANT	CDD 1+2																																							
Pol.	Horizontal	Fundamental																																						
Peak	<table border="1"> <thead> <tr> <th>Limit</th> <th>Read</th> <th>Ant</th> <th>Cable</th> <th>Preamp</th> <th>Aux</th> <th>APos</th> <th>TPos</th> <th>Remark</th> </tr> <tr> <th>Freq</th> <th>Level</th> <th>Line</th> <th>Margin</th> <th>Level</th> <th>Factor</th> <th>Loss</th> <th>Factor</th> <th>Factor</th> </tr> <tr> <th>MHz</th> <th>dBuV/m</th> <th>dBuV/m</th> <th>dB</th> <th>dBuV</th> <th>dB/m</th> <th>dB</th> <th>dB</th> <th>cm</th> <th>deg</th> </tr> </thead> <tbody> <tr> <td>1 5434.76</td> <td>55.90</td> <td>74.00</td> <td>-18.10</td> <td>40.04</td> <td>34.52</td> <td>10.94</td> <td>29.60</td> <td>0.00</td> <td>105 119 PEAK</td> </tr> </tbody> </table>	Limit	Read	Ant	Cable	Preamp	Aux	APos	TPos	Remark	Freq	Level	Line	Margin	Level	Factor	Loss	Factor	Factor	MHz	dBuV/m	dBuV/m	dB	dBuV	dB/m	dB	dB	cm	deg	1 5434.76	55.90	74.00	-18.10	40.04	34.52	10.94	29.60	0.00	105 119 PEAK	Blank
Limit	Read	Ant	Cable	Preamp	Aux	APos	TPos	Remark																																
Freq	Level	Line	Margin	Level	Factor	Loss	Factor	Factor																																
MHz	dBuV/m	dBuV/m	dB	dBuV	dB/m	dB	dB	cm	deg																															
1 5434.76	55.90	74.00	-18.10	40.04	34.52	10.94	29.60	0.00	105 119 PEAK																															
Avg	<table border="1"> <thead> <tr> <th>Limit</th> <th>Read</th> <th>Ant</th> <th>Cable</th> <th>Preamp</th> <th>Aux</th> <th>APos</th> <th>TPos</th> <th>Remark</th> </tr> <tr> <th>Freq</th> <th>Level</th> <th>Line</th> <th>Margin</th> <th>Level</th> <th>Factor</th> <th>Loss</th> <th>Factor</th> <th>Factor</th> </tr> <tr> <th>MHz</th> <th>dBuV/m</th> <th>dBuV/m</th> <th>dB</th> <th>dBuV</th> <th>dB/m</th> <th>dB</th> <th>dB</th> <th>cm</th> <th>deg</th> </tr> </thead> <tbody> <tr> <td>1 5459.73</td> <td>44.66</td> <td>54.00</td> <td>-9.34</td> <td>28.77</td> <td>34.53</td> <td>10.90</td> <td>29.62</td> <td>0.00</td> <td>105 119 AVERAGE</td> </tr> </tbody> </table>	Limit	Read	Ant	Cable	Preamp	Aux	APos	TPos	Remark	Freq	Level	Line	Margin	Level	Factor	Loss	Factor	Factor	MHz	dBuV/m	dBuV/m	dB	dBuV	dB/m	dB	dB	cm	deg	1 5459.73	44.66	54.00	-9.34	28.77	34.53	10.90	29.62	0.00	105 119 AVERAGE	Blank
Limit	Read	Ant	Cable	Preamp	Aux	APos	TPos	Remark																																
Freq	Level	Line	Margin	Level	Factor	Loss	Factor	Factor																																
MHz	dBuV/m	dBuV/m	dB	dBuV	dB/m	dB	dB	cm	deg																															
1 5459.73	44.66	54.00	-9.34	28.77	34.53	10.90	29.62	0.00	105 119 AVERAGE																															



		19																																																																																								
Mode		Band Edge - L																																																																																								
		U-NII-1_5.15-5.25_802.11be EHT40_CH38_Full RU_5190MHz																																																																																								
ANT		CDD 1+2																																																																																								
Pol.	Vertical	Fundamental																																																																																								
Peak	 <table border="1"> <thead> <tr> <th>Limit</th> <th>Read</th> <th>Ant</th> <th>Cable</th> <th>Preamp</th> <th>Aux</th> <th>APos</th> <th>TPos</th> <th colspan="2"></th> </tr> <tr> <th>Freq</th> <th>Level</th> <th>Line</th> <th>Margin</th> <th>Level</th> <th>Factor</th> <th>Loss</th> <th>Factor</th> <th>Factor</th> <th>Remark</th> </tr> <tr> <th>MHz</th> <th>dBuV/m</th> <th>dBuV/m</th> <th>dB</th> <th>dBuV</th> <th>dB/m</th> <th>dB</th> <th>dB</th> <th>dB</th> <th>cm</th> <th>deg</th> </tr> </thead> <tbody> <tr> <td>1</td> <td>5105.95</td> <td>58.93</td> <td>74.00</td> <td>-15.07</td> <td>43.29</td> <td>34.31</td> <td>10.60</td> <td>29.27</td> <td>0.00</td> <td>400</td> <td>72</td> <td>PEAK</td> </tr> </tbody> </table>	Limit	Read	Ant	Cable	Preamp	Aux	APos	TPos			Freq	Level	Line	Margin	Level	Factor	Loss	Factor	Factor	Remark	MHz	dBuV/m	dBuV/m	dB	dBuV	dB/m	dB	dB	dB	cm	deg	1	5105.95	58.93	74.00	-15.07	43.29	34.31	10.60	29.27	0.00	400	72	PEAK	 <table border="1"> <thead> <tr> <th>Limit</th> <th>Read</th> <th>Ant</th> <th>Cable</th> <th>Preamp</th> <th>Aux</th> <th>APos</th> <th>TPos</th> <th colspan="2"></th> </tr> <tr> <th>Freq</th> <th>Level</th> <th>Line</th> <th>Margin</th> <th>Level</th> <th>Factor</th> <th>Loss</th> <th>Factor</th> <th>Factor</th> <th>Remark</th> </tr> <tr> <th>MHz</th> <th>dBuV/m</th> <th>dBuV/m</th> <th>dB</th> <th>dBuV</th> <th>dB/m</th> <th>dB</th> <th>dB</th> <th>dB</th> <th>cm</th> <th>deg</th> </tr> </thead> <tbody> <tr> <td>1</td> <td>5190.00</td> <td>105.96</td> <td>-----</td> <td>-----</td> <td>90.19</td> <td>34.49</td> <td>10.64</td> <td>29.36</td> <td>0.00</td> <td>400</td> <td>72</td> <td>PEAK</td> </tr> </tbody> </table>	Limit	Read	Ant	Cable	Preamp	Aux	APos	TPos			Freq	Level	Line	Margin	Level	Factor	Loss	Factor	Factor	Remark	MHz	dBuV/m	dBuV/m	dB	dBuV	dB/m	dB	dB	dB	cm	deg	1	5190.00	105.96	-----	-----	90.19	34.49	10.64	29.36	0.00	400	72	PEAK
	Limit	Read	Ant	Cable	Preamp	Aux	APos	TPos																																																																																		
Freq	Level	Line	Margin	Level	Factor	Loss	Factor	Factor	Remark																																																																																	
MHz	dBuV/m	dBuV/m	dB	dBuV	dB/m	dB	dB	dB	cm	deg																																																																																
1	5105.95	58.93	74.00	-15.07	43.29	34.31	10.60	29.27	0.00	400	72	PEAK																																																																														
Limit	Read	Ant	Cable	Preamp	Aux	APos	TPos																																																																																			
Freq	Level	Line	Margin	Level	Factor	Loss	Factor	Factor	Remark																																																																																	
MHz	dBuV/m	dBuV/m	dB	dBuV	dB/m	dB	dB	dB	cm	deg																																																																																
1	5190.00	105.96	-----	-----	90.19	34.49	10.64	29.36	0.00	400	72	PEAK																																																																														
Avg	 <table border="1"> <thead> <tr> <th>Limit</th> <th>Read</th> <th>Ant</th> <th>Cable</th> <th>Preamp</th> <th>Aux</th> <th>APos</th> <th>TPos</th> <th colspan="2"></th> </tr> <tr> <th>Freq</th> <th>Level</th> <th>Line</th> <th>Margin</th> <th>Level</th> <th>Factor</th> <th>Loss</th> <th>Factor</th> <th>Factor</th> <th>Remark</th> </tr> <tr> <th>MHz</th> <th>dBuV/m</th> <th>dBuV/m</th> <th>dB</th> <th>dBuV</th> <th>dB/m</th> <th>dB</th> <th>dB</th> <th>dB</th> <th>cm</th> <th>deg</th> </tr> </thead> <tbody> <tr> <td>1</td> <td>5125.74</td> <td>46.89</td> <td>54.00</td> <td>-7.11</td> <td>31.22</td> <td>34.35</td> <td>10.61</td> <td>29.29</td> <td>0.00</td> <td>400</td> <td>72</td> <td>AVERAGE</td> </tr> </tbody> </table>	Limit	Read	Ant	Cable	Preamp	Aux	APos	TPos			Freq	Level	Line	Margin	Level	Factor	Loss	Factor	Factor	Remark	MHz	dBuV/m	dBuV/m	dB	dBuV	dB/m	dB	dB	dB	cm	deg	1	5125.74	46.89	54.00	-7.11	31.22	34.35	10.61	29.29	0.00	400	72	AVERAGE	 <table border="1"> <thead> <tr> <th>Limit</th> <th>Read</th> <th>Ant</th> <th>Cable</th> <th>Preamp</th> <th>Aux</th> <th>APos</th> <th>TPos</th> <th colspan="2"></th> </tr> <tr> <th>Freq</th> <th>Level</th> <th>Line</th> <th>Margin</th> <th>Level</th> <th>Factor</th> <th>Loss</th> <th>Factor</th> <th>Factor</th> <th>Remark</th> </tr> <tr> <th>MHz</th> <th>dBuV/m</th> <th>dBuV/m</th> <th>dB</th> <th>dBuV</th> <th>dB/m</th> <th>dB</th> <th>dB</th> <th>dB</th> <th>cm</th> <th>deg</th> </tr> </thead> <tbody> <tr> <td>1</td> <td>5190.00</td> <td>97.06</td> <td>-----</td> <td>-----</td> <td>81.29</td> <td>34.49</td> <td>10.64</td> <td>29.36</td> <td>0.00</td> <td>400</td> <td>72</td> <td>AVERAGE</td> </tr> </tbody> </table>	Limit	Read	Ant	Cable	Preamp	Aux	APos	TPos			Freq	Level	Line	Margin	Level	Factor	Loss	Factor	Factor	Remark	MHz	dBuV/m	dBuV/m	dB	dBuV	dB/m	dB	dB	dB	cm	deg	1	5190.00	97.06	-----	-----	81.29	34.49	10.64	29.36	0.00	400	72	AVERAGE
	Limit	Read	Ant	Cable	Preamp	Aux	APos	TPos																																																																																		
Freq	Level	Line	Margin	Level	Factor	Loss	Factor	Factor	Remark																																																																																	
MHz	dBuV/m	dBuV/m	dB	dBuV	dB/m	dB	dB	dB	cm	deg																																																																																
1	5125.74	46.89	54.00	-7.11	31.22	34.35	10.61	29.29	0.00	400	72	AVERAGE																																																																														
Limit	Read	Ant	Cable	Preamp	Aux	APos	TPos																																																																																			
Freq	Level	Line	Margin	Level	Factor	Loss	Factor	Factor	Remark																																																																																	
MHz	dBuV/m	dBuV/m	dB	dBuV	dB/m	dB	dB	dB	cm	deg																																																																																
1	5190.00	97.06	-----	-----	81.29	34.49	10.64	29.36	0.00	400	72	AVERAGE																																																																														



	19																																								
Mode	Band Edge - R																																								
	U-NII-1_5.15-5.25_802.11be EHT40_CH38_Full RU_5190MHz																																								
ANT	CDD 1+2																																								
Pol.	Vertical	Fundamental																																							
Peak	<table border="1"> <thead> <tr> <th>Limit</th> <th>Read</th> <th>Ant</th> <th>Cable</th> <th>Preamp</th> <th>Aux</th> <th>APos</th> <th>TPos</th> <th>Remark</th> </tr> <tr> <th>Freq</th> <th>Level</th> <th>Line</th> <th>Margin</th> <th>Level</th> <th>Factor</th> <th>Loss</th> <th>Factor</th> <th>Factor</th> </tr> <tr> <th>MHz</th> <th>dBuV/m</th> <th>dBuV/m</th> <th>dB</th> <th>dBuV</th> <th>dB/m</th> <th>dB</th> <th>dB</th> <th>cm</th> <th>deg</th> </tr> </thead> <tbody> <tr> <td>1 5453.93</td> <td>55.46</td> <td>74.00</td> <td>-18.54</td> <td>39.57</td> <td>34.53</td> <td>10.97</td> <td>29.61</td> <td>0.00</td> <td>400</td> <td>72 PEAK</td> </tr> </tbody> </table>	Limit	Read	Ant	Cable	Preamp	Aux	APos	TPos	Remark	Freq	Level	Line	Margin	Level	Factor	Loss	Factor	Factor	MHz	dBuV/m	dBuV/m	dB	dBuV	dB/m	dB	dB	cm	deg	1 5453.93	55.46	74.00	-18.54	39.57	34.53	10.97	29.61	0.00	400	72 PEAK	Blank
	Limit	Read	Ant	Cable	Preamp	Aux	APos	TPos	Remark																																
Freq	Level	Line	Margin	Level	Factor	Loss	Factor	Factor																																	
MHz	dBuV/m	dBuV/m	dB	dBuV	dB/m	dB	dB	cm	deg																																
1 5453.93	55.46	74.00	-18.54	39.57	34.53	10.97	29.61	0.00	400	72 PEAK																															
Avg	<table border="1"> <thead> <tr> <th>Limit</th> <th>Read</th> <th>Ant</th> <th>Cable</th> <th>Preamp</th> <th>Aux</th> <th>APos</th> <th>TPos</th> <th>Remark</th> </tr> <tr> <th>Freq</th> <th>Level</th> <th>Line</th> <th>Margin</th> <th>Level</th> <th>Factor</th> <th>Loss</th> <th>Factor</th> <th>Factor</th> </tr> <tr> <th>MHz</th> <th>dBuV/m</th> <th>dBuV/m</th> <th>dB</th> <th>dBuV</th> <th>dB/m</th> <th>dB</th> <th>dB</th> <th>cm</th> <th>deg</th> </tr> </thead> <tbody> <tr> <td>1 5457.71</td> <td>44.62</td> <td>54.00</td> <td>-9.38</td> <td>28.73</td> <td>34.53</td> <td>10.98</td> <td>29.62</td> <td>0.00</td> <td>400</td> <td>72 AVERAGE</td> </tr> </tbody> </table>	Limit	Read	Ant	Cable	Preamp	Aux	APos	TPos	Remark	Freq	Level	Line	Margin	Level	Factor	Loss	Factor	Factor	MHz	dBuV/m	dBuV/m	dB	dBuV	dB/m	dB	dB	cm	deg	1 5457.71	44.62	54.00	-9.38	28.73	34.53	10.98	29.62	0.00	400	72 AVERAGE	Blank
Limit	Read	Ant	Cable	Preamp	Aux	APos	TPos	Remark																																	
Freq	Level	Line	Margin	Level	Factor	Loss	Factor	Factor																																	
MHz	dBuV/m	dBuV/m	dB	dBuV	dB/m	dB	dB	cm	deg																																
1 5457.71	44.62	54.00	-9.38	28.73	34.53	10.98	29.62	0.00	400	72 AVERAGE																															



Mode	19																																																																															
	Harmonic																																																																															
	U-NII-1_5.15-5.25_802.11be EHT40_CH38_Full RU_5190MHz																																																																															
ANT	CDD 1+2																																																																															
Pol.	Horizontal	Vertical																																																																														
Peak Avg	<table border="1"> <thead> <tr> <th>Limit</th> <th>Read</th> <th>Ant</th> <th>Cable</th> <th>Preamp</th> <th>Aux</th> <th>APos</th> <th>TPos</th> <th>Remark</th> </tr> <tr> <th>Freq</th> <th>Level</th> <th>Line Margin</th> <th>Level Factor</th> <th>Loss Factor</th> <th>Factor</th> <th></th> <th></th> <th></th> </tr> <tr> <th>MHz</th> <th>dBuV/m</th> <th>dBuV/m</th> <th>dB</th> <th>dBuV</th> <th>dB/m</th> <th>dB</th> <th>dB</th> <th>cm</th> <th>deg</th> </tr> </thead> <tbody> <tr> <td>1 10380.00</td> <td>45.14</td> <td>68.30</td> <td>-23.16</td> <td>58.66</td> <td>37.37</td> <td>15.57</td> <td>66.46</td> <td>0.00</td> <td>300</td> <td>0 PEAK</td> </tr> </tbody> </table>	Limit	Read	Ant	Cable	Preamp	Aux	APos	TPos	Remark	Freq	Level	Line Margin	Level Factor	Loss Factor	Factor				MHz	dBuV/m	dBuV/m	dB	dBuV	dB/m	dB	dB	cm	deg	1 10380.00	45.14	68.30	-23.16	58.66	37.37	15.57	66.46	0.00	300	0 PEAK	<table border="1"> <thead> <tr> <th>Limit</th> <th>Read</th> <th>Ant</th> <th>Cable</th> <th>Preamp</th> <th>Aux</th> <th>APos</th> <th>TPos</th> <th>Remark</th> </tr> <tr> <th>Freq</th> <th>Level</th> <th>Line Margin</th> <th>Level Factor</th> <th>Loss Factor</th> <th>Factor</th> <th></th> <th></th> <th></th> </tr> <tr> <th>MHz</th> <th>dBuV/m</th> <th>dBuV/m</th> <th>dB</th> <th>dBuV</th> <th>dB/m</th> <th>dB</th> <th>dB</th> <th>cm</th> <th>deg</th> </tr> </thead> <tbody> <tr> <td>1 10380.00</td> <td>46.23</td> <td>68.30</td> <td>-22.07</td> <td>59.75</td> <td>37.37</td> <td>15.57</td> <td>66.46</td> <td>0.00</td> <td>100</td> <td>0 PEAK</td> </tr> </tbody> </table>	Limit	Read	Ant	Cable	Preamp	Aux	APos	TPos	Remark	Freq	Level	Line Margin	Level Factor	Loss Factor	Factor				MHz	dBuV/m	dBuV/m	dB	dBuV	dB/m	dB	dB	cm	deg	1 10380.00	46.23	68.30	-22.07	59.75	37.37	15.57	66.46	0.00	100	0 PEAK
Limit	Read	Ant	Cable	Preamp	Aux	APos	TPos	Remark																																																																								
Freq	Level	Line Margin	Level Factor	Loss Factor	Factor																																																																											
MHz	dBuV/m	dBuV/m	dB	dBuV	dB/m	dB	dB	cm	deg																																																																							
1 10380.00	45.14	68.30	-23.16	58.66	37.37	15.57	66.46	0.00	300	0 PEAK																																																																						
Limit	Read	Ant	Cable	Preamp	Aux	APos	TPos	Remark																																																																								
Freq	Level	Line Margin	Level Factor	Loss Factor	Factor																																																																											
MHz	dBuV/m	dBuV/m	dB	dBuV	dB/m	dB	dB	cm	deg																																																																							
1 10380.00	46.23	68.30	-22.07	59.75	37.37	15.57	66.46	0.00	100	0 PEAK																																																																						





Mode	20																																																																																																																																								
	Harmonic																																																																																																																																								
	U-NII-1_5.15-5.25_802.11be EHT40_CH46_Full RU_5230MHz																																																																																																																																								
ANT	CDD 1+2																																																																																																																																								
Pol.	Horizontal	Vertical																																																																																																																																							
Peak																																																																																																																																									
Avg																																																																																																																																									
	<table border="1"> <thead> <tr> <th>Limit</th> <th>Read</th> <th>Ant</th> <th>Cable</th> <th>Preamp</th> <th>Aux</th> <th>APos</th> <th>TPos</th> <th>Remark</th> </tr> <tr> <th>Freq</th> <th>Level</th> <th>Line Margin</th> <th>Level Factor</th> <th>Loss Factor</th> <th>Factor</th> <th></th> <th></th> <th></th> </tr> <tr> <th>MHz</th> <th>dBuV/m</th> <th>dBuV/m</th> <th>dB</th> <th>dBuV</th> <th>dB/m</th> <th>dB</th> <th>dB</th> <th>dB</th> </tr> </thead> <tbody> <tr> <td>1 10460.00</td> <td>46.13</td> <td>68.30</td> <td>-22.17</td> <td>59.46</td> <td>37.42</td> <td>15.61</td> <td>66.36</td> <td>0.00</td> </tr> <tr> <td></td> <td></td> <td></td> <td></td> <td></td> <td></td> <td></td> <td></td> <td>100</td> </tr> <tr> <td></td> <td></td> <td></td> <td></td> <td></td> <td></td> <td></td> <td></td> <td>360</td> </tr> <tr> <td></td> <td></td> <td></td> <td></td> <td></td> <td></td> <td></td> <td></td> <td>PEAK</td> </tr> </tbody> </table>	Limit	Read	Ant	Cable	Preamp	Aux	APos	TPos	Remark	Freq	Level	Line Margin	Level Factor	Loss Factor	Factor				MHz	dBuV/m	dBuV/m	dB	dBuV	dB/m	dB	dB	dB	1 10460.00	46.13	68.30	-22.17	59.46	37.42	15.61	66.36	0.00									100									360									PEAK	<table border="1"> <thead> <tr> <th>Limit</th> <th>Read</th> <th>Ant</th> <th>Cable</th> <th>Preamp</th> <th>Aux</th> <th>APos</th> <th>TPos</th> <th>Remark</th> </tr> <tr> <th>Freq</th> <th>Level</th> <th>Line Margin</th> <th>Level Factor</th> <th>Loss Factor</th> <th>Factor</th> <th></th> <th></th> <th></th> </tr> <tr> <th>MHz</th> <th>dBuV/m</th> <th>dBuV/m</th> <th>dB</th> <th>dBuV</th> <th>dB/m</th> <th>dB</th> <th>dB</th> <th>dB</th> </tr> </thead> <tbody> <tr> <td>1 10460.00</td> <td>45.05</td> <td>68.30</td> <td>-23.25</td> <td>58.38</td> <td>37.42</td> <td>15.61</td> <td>66.36</td> <td>0.00</td> </tr> <tr> <td></td> <td></td> <td></td> <td></td> <td></td> <td></td> <td></td> <td></td> <td>100</td> </tr> <tr> <td></td> <td></td> <td></td> <td></td> <td></td> <td></td> <td></td> <td></td> <td>100</td> </tr> <tr> <td></td> <td></td> <td></td> <td></td> <td></td> <td></td> <td></td> <td></td> <td>0</td> </tr> <tr> <td></td> <td></td> <td></td> <td></td> <td></td> <td></td> <td></td> <td></td> <td>PEAK</td> </tr> </tbody> </table>	Limit	Read	Ant	Cable	Preamp	Aux	APos	TPos	Remark	Freq	Level	Line Margin	Level Factor	Loss Factor	Factor				MHz	dBuV/m	dBuV/m	dB	dBuV	dB/m	dB	dB	dB	1 10460.00	45.05	68.30	-23.25	58.38	37.42	15.61	66.36	0.00									100									100									0									PEAK
Limit	Read	Ant	Cable	Preamp	Aux	APos	TPos	Remark																																																																																																																																	
Freq	Level	Line Margin	Level Factor	Loss Factor	Factor																																																																																																																																				
MHz	dBuV/m	dBuV/m	dB	dBuV	dB/m	dB	dB	dB																																																																																																																																	
1 10460.00	46.13	68.30	-22.17	59.46	37.42	15.61	66.36	0.00																																																																																																																																	
								100																																																																																																																																	
								360																																																																																																																																	
								PEAK																																																																																																																																	
Limit	Read	Ant	Cable	Preamp	Aux	APos	TPos	Remark																																																																																																																																	
Freq	Level	Line Margin	Level Factor	Loss Factor	Factor																																																																																																																																				
MHz	dBuV/m	dBuV/m	dB	dBuV	dB/m	dB	dB	dB																																																																																																																																	
1 10460.00	45.05	68.30	-23.25	58.38	37.42	15.61	66.36	0.00																																																																																																																																	
								100																																																																																																																																	
								100																																																																																																																																	
								0																																																																																																																																	
								PEAK																																																																																																																																	



Mode	21																																																																									
	Harmonic																																																																									
	U-NII-2A_5.25-5.35_802.11be EHT40_CH54_Full RU_5270MHz																																																																									
ANT	CDD 1+2																																																																									
Pol.	Horizontal	Vertical																																																																								
Peak																																																																										
Avg																																																																										
	<table border="1"> <thead> <tr> <th rowspan="2">Limit</th> <th colspan="2">Read</th> <th rowspan="2">Ant</th> <th rowspan="2">Cable</th> <th rowspan="2">Preamp</th> <th rowspan="2">Aux</th> <th rowspan="2">APos</th> <th rowspan="2">TPos</th> <th rowspan="2">Remark</th> </tr> <tr> <th>Freq</th> <th>Level</th> <th>Line Margin</th> </tr> <tr> <th>MHz</th> <th>dBuV/m</th> <th>dBuV/m</th> <th>dB</th> <th>dBuV</th> <th>dB/m</th> <th>dB</th> <th>dB</th> <th>dB</th> <th>cm</th> <th>deg</th> </tr> </thead> <tbody> <tr> <td>1 10540.00</td> <td>45.41</td> <td>68.30</td> <td>-22.89</td> <td>58.55</td> <td>37.48</td> <td>15.65</td> <td>66.27</td> <td>0.00</td> <td>100</td> <td>360</td> <td>PEAK</td> </tr> </tbody> </table>	Limit	Read		Ant	Cable	Preamp	Aux	APos	TPos	Remark	Freq	Level	Line Margin	MHz	dBuV/m	dBuV/m	dB	dBuV	dB/m	dB	dB	dB	cm	deg	1 10540.00	45.41	68.30	-22.89	58.55	37.48	15.65	66.27	0.00	100	360	PEAK	<table border="1"> <thead> <tr> <th rowspan="2">Limit</th> <th colspan="2">Read</th> <th rowspan="2">Ant</th> <th rowspan="2">Cable</th> <th rowspan="2">Preamp</th> <th rowspan="2">Aux</th> <th rowspan="2">APos</th> <th rowspan="2">TPos</th> <th rowspan="2">Remark</th> </tr> <tr> <th>Freq</th> <th>Level</th> <th>Line Margin</th> </tr> <tr> <th>MHz</th> <th>dBuV/m</th> <th>dBuV/m</th> <th>dB</th> <th>dBuV</th> <th>dB/m</th> <th>dB</th> <th>dB</th> <th>dB</th> <th>cm</th> <th>deg</th> </tr> </thead> <tbody> <tr> <td>1 10540.00</td> <td>45.28</td> <td>68.30</td> <td>-23.02</td> <td>58.42</td> <td>37.48</td> <td>15.65</td> <td>66.27</td> <td>0.00</td> <td>100</td> <td>0</td> <td>PEAK</td> </tr> </tbody> </table>	Limit	Read		Ant	Cable	Preamp	Aux	APos	TPos	Remark	Freq	Level	Line Margin	MHz	dBuV/m	dBuV/m	dB	dBuV	dB/m	dB	dB	dB	cm	deg	1 10540.00	45.28	68.30	-23.02	58.42	37.48	15.65	66.27	0.00	100	0	PEAK
Limit	Read		Ant	Cable								Preamp	Aux	APos	TPos	Remark																																																										
	Freq	Level			Line Margin																																																																					
MHz	dBuV/m	dBuV/m	dB	dBuV	dB/m	dB	dB	dB	cm	deg																																																																
1 10540.00	45.41	68.30	-22.89	58.55	37.48	15.65	66.27	0.00	100	360	PEAK																																																															
Limit	Read		Ant	Cable	Preamp	Aux	APos	TPos	Remark																																																																	
	Freq	Level								Line Margin																																																																
MHz	dBuV/m	dBuV/m	dB	dBuV	dB/m	dB	dB	dB	cm	deg																																																																
1 10540.00	45.28	68.30	-23.02	58.42	37.48	15.65	66.27	0.00	100	0	PEAK																																																															



Mode	22																																																																																																													
	Band Edge - L																																																																																																													
	U-NII-2A_5.25-5.35_802.11be EHT40_CH62_Full RU_5310MHz																																																																																																													
ANT	CDD 1+2																																																																																																													
Pol.	Horizontal	Fundamental																																																																																																												
Peak	<table border="1"> <thead> <tr> <th>Limit</th> <th>Read</th> <th>Ant</th> <th>Cable</th> <th>Preamp</th> <th>Aux</th> <th>APos</th> <th>TPos</th> <th>Remark</th> </tr> <tr> <th>Freq</th> <th>Level</th> <th>Line</th> <th>Margin</th> <th>Level</th> <th>Factor</th> <th>Loss</th> <th>Factor</th> <th>Factor</th> </tr> <tr> <th>MHz</th> <th>dBuV/m</th> <th>dBuV/m</th> <th>dB</th> <th>dBuV</th> <th>dB/m</th> <th>dB</th> <th>dB</th> <th>dB</th> </tr> </thead> <tbody> <tr> <td>1 5062.79</td> <td>58.13</td> <td>74.00</td> <td>-15.87</td> <td>42.55</td> <td>34.23</td> <td>10.59</td> <td>29.24</td> <td>0.00</td> </tr> <tr> <td></td> <td></td> <td></td> <td></td> <td></td> <td></td> <td></td> <td></td> <td>101 117 PEAK</td> </tr> </tbody> </table>	Limit	Read	Ant	Cable	Preamp	Aux	APos	TPos	Remark	Freq	Level	Line	Margin	Level	Factor	Loss	Factor	Factor	MHz	dBuV/m	dBuV/m	dB	dBuV	dB/m	dB	dB	dB	1 5062.79	58.13	74.00	-15.87	42.55	34.23	10.59	29.24	0.00									101 117 PEAK	<table border="1"> <thead> <tr> <th>Limit</th> <th>Read</th> <th>Ant</th> <th>Cable</th> <th>Preamp</th> <th>Aux</th> <th>APos</th> <th>TPos</th> <th>Remark</th> </tr> <tr> <th>Freq</th> <th>Level</th> <th>Line</th> <th>Margin</th> <th>Level</th> <th>Factor</th> <th>Loss</th> <th>Factor</th> <th>Factor</th> </tr> <tr> <th>MHz</th> <th>dBuV/m</th> <th>dBuV/m</th> <th>dB</th> <th>dBuV</th> <th>dB/m</th> <th>dB</th> <th>dB</th> <th>dB</th> </tr> </thead> <tbody> <tr> <td>1 5310.00</td> <td>106.32</td> <td>-----</td> <td>-----</td> <td>90.52</td> <td>34.50</td> <td>10.76</td> <td>29.46</td> <td>0.00</td> </tr> <tr> <td></td> <td></td> <td></td> <td></td> <td></td> <td></td> <td></td> <td></td> <td></td> </tr> <tr> <td></td> <td></td> <td></td> <td></td> <td></td> <td></td> <td></td> <td></td> <td>101 117 PEAK</td> </tr> </tbody> </table>	Limit	Read	Ant	Cable	Preamp	Aux	APos	TPos	Remark	Freq	Level	Line	Margin	Level	Factor	Loss	Factor	Factor	MHz	dBuV/m	dBuV/m	dB	dBuV	dB/m	dB	dB	dB	1 5310.00	106.32	-----	-----	90.52	34.50	10.76	29.46	0.00																		101 117 PEAK									
	Limit	Read	Ant	Cable	Preamp	Aux	APos	TPos	Remark																																																																																																					
Freq	Level	Line	Margin	Level	Factor	Loss	Factor	Factor																																																																																																						
MHz	dBuV/m	dBuV/m	dB	dBuV	dB/m	dB	dB	dB																																																																																																						
1 5062.79	58.13	74.00	-15.87	42.55	34.23	10.59	29.24	0.00																																																																																																						
								101 117 PEAK																																																																																																						
Limit	Read	Ant	Cable	Preamp	Aux	APos	TPos	Remark																																																																																																						
Freq	Level	Line	Margin	Level	Factor	Loss	Factor	Factor																																																																																																						
MHz	dBuV/m	dBuV/m	dB	dBuV	dB/m	dB	dB	dB																																																																																																						
1 5310.00	106.32	-----	-----	90.52	34.50	10.76	29.46	0.00																																																																																																						
								101 117 PEAK																																																																																																						
Avg	<table border="1"> <thead> <tr> <th>Limit</th> <th>Read</th> <th>Ant</th> <th>Cable</th> <th>Preamp</th> <th>Aux</th> <th>APos</th> <th>TPos</th> <th>Remark</th> </tr> <tr> <th>Freq</th> <th>Level</th> <th>Line</th> <th>Margin</th> <th>Level</th> <th>Factor</th> <th>Loss</th> <th>Factor</th> <th>Factor</th> </tr> <tr> <th>MHz</th> <th>dBuV/m</th> <th>dBuV/m</th> <th>dB</th> <th>dBuV</th> <th>dB/m</th> <th>dB</th> <th>dB</th> <th>dB</th> </tr> </thead> <tbody> <tr> <td>1 5061.55</td> <td>46.59</td> <td>54.00</td> <td>-7.41</td> <td>31.03</td> <td>34.22</td> <td>10.58</td> <td>29.24</td> <td>0.00</td> </tr> <tr> <td></td> <td></td> <td></td> <td></td> <td></td> <td></td> <td></td> <td></td> <td></td> </tr> <tr> <td></td> <td></td> <td></td> <td></td> <td></td> <td></td> <td></td> <td></td> <td>101 117 AVERAGE</td> </tr> </tbody> </table>	Limit	Read	Ant	Cable	Preamp	Aux	APos	TPos	Remark	Freq	Level	Line	Margin	Level	Factor	Loss	Factor	Factor	MHz	dBuV/m	dBuV/m	dB	dBuV	dB/m	dB	dB	dB	1 5061.55	46.59	54.00	-7.41	31.03	34.22	10.58	29.24	0.00																		101 117 AVERAGE	<table border="1"> <thead> <tr> <th>Limit</th> <th>Read</th> <th>Ant</th> <th>Cable</th> <th>Preamp</th> <th>Aux</th> <th>APos</th> <th>TPos</th> <th>Remark</th> </tr> <tr> <th>Freq</th> <th>Level</th> <th>Line</th> <th>Margin</th> <th>Level</th> <th>Factor</th> <th>Loss</th> <th>Factor</th> <th>Factor</th> </tr> <tr> <th>MHz</th> <th>dBuV/m</th> <th>dBuV/m</th> <th>dB</th> <th>dBuV</th> <th>dB/m</th> <th>dB</th> <th>dB</th> <th>dB</th> </tr> </thead> <tbody> <tr> <td>1 5310.00</td> <td>97.21</td> <td>-----</td> <td>-----</td> <td>81.41</td> <td>34.50</td> <td>10.76</td> <td>29.46</td> <td>0.00</td> </tr> <tr> <td></td> <td></td> <td></td> <td></td> <td></td> <td></td> <td></td> <td></td> <td></td> </tr> <tr> <td></td> <td></td> <td></td> <td></td> <td></td> <td></td> <td></td> <td></td> <td>101 117 AVERAGE</td> </tr> </tbody> </table>	Limit	Read	Ant	Cable	Preamp	Aux	APos	TPos	Remark	Freq	Level	Line	Margin	Level	Factor	Loss	Factor	Factor	MHz	dBuV/m	dBuV/m	dB	dBuV	dB/m	dB	dB	dB	1 5310.00	97.21	-----	-----	81.41	34.50	10.76	29.46	0.00																		101 117 AVERAGE
Limit	Read	Ant	Cable	Preamp	Aux	APos	TPos	Remark																																																																																																						
Freq	Level	Line	Margin	Level	Factor	Loss	Factor	Factor																																																																																																						
MHz	dBuV/m	dBuV/m	dB	dBuV	dB/m	dB	dB	dB																																																																																																						
1 5061.55	46.59	54.00	-7.41	31.03	34.22	10.58	29.24	0.00																																																																																																						
								101 117 AVERAGE																																																																																																						
Limit	Read	Ant	Cable	Preamp	Aux	APos	TPos	Remark																																																																																																						
Freq	Level	Line	Margin	Level	Factor	Loss	Factor	Factor																																																																																																						
MHz	dBuV/m	dBuV/m	dB	dBuV	dB/m	dB	dB	dB																																																																																																						
1 5310.00	97.21	-----	-----	81.41	34.50	10.76	29.46	0.00																																																																																																						
								101 117 AVERAGE																																																																																																						

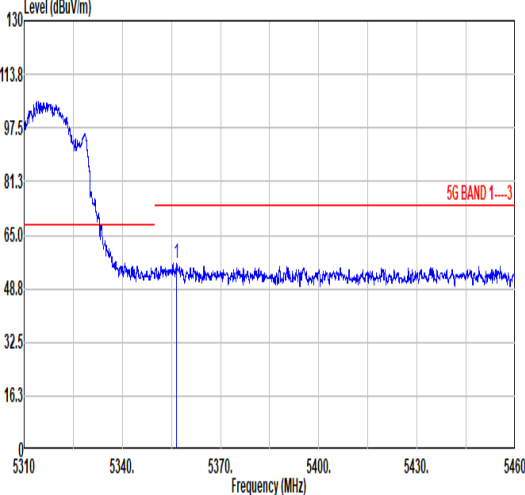
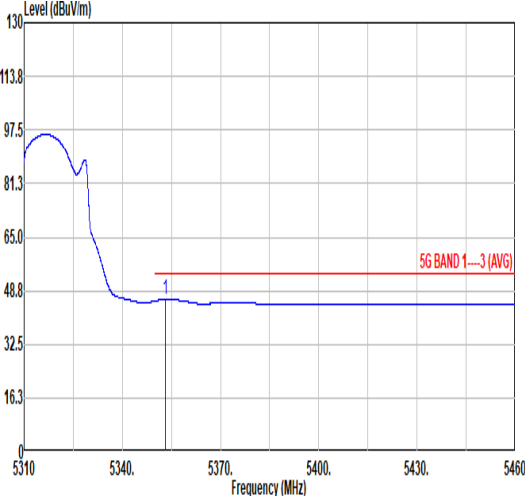


Mode	22																																			
	Band Edge - R																																			
	U-NII-2A_5.25-5.35_802.11be EHT40_CH62_Full RU_5310MHz																																			
ANT	CDD 1+2																																			
Pol.	Horizontal	Fundamental																																		
Peak	<table border="1" data-bbox="268 1131 774 1254"> <thead> <tr> <th></th> <th>Limit Freq</th> <th>Limit Level</th> <th>Read Level</th> <th>Ant Level</th> <th>Cable Loss</th> <th>Preamp Loss</th> <th>Aux Loss</th> <th>APos</th> <th>TPos</th> <th>Remark</th> </tr> <tr> <th></th> <th>MHz</th> <th>dBuV/m</th> <th>dBuV/m</th> <th>dB</th> <th>dBuV</th> <th>dB/m</th> <th>dB</th> <th>dB</th> <th>cm</th> <th>deg</th> </tr> </thead> <tbody> <tr> <td>1</td> <td>5377.28</td> <td>57.57</td> <td>74.00</td> <td>-16.43</td> <td>41.76</td> <td>34.50</td> <td>10.86</td> <td>29.55</td> <td>0.00</td> <td>101</td> <td>117 PEAK</td> </tr> </tbody> </table>		Limit Freq	Limit Level	Read Level	Ant Level	Cable Loss	Preamp Loss	Aux Loss	APos	TPos	Remark		MHz	dBuV/m	dBuV/m	dB	dBuV	dB/m	dB	dB	cm	deg	1	5377.28	57.57	74.00	-16.43	41.76	34.50	10.86	29.55	0.00	101	117 PEAK	Blank
	Limit Freq	Limit Level	Read Level	Ant Level	Cable Loss	Preamp Loss	Aux Loss	APos	TPos	Remark																										
	MHz	dBuV/m	dBuV/m	dB	dBuV	dB/m	dB	dB	cm	deg																										
1	5377.28	57.57	74.00	-16.43	41.76	34.50	10.86	29.55	0.00	101	117 PEAK																									
Avg	<table border="1" data-bbox="268 1803 774 1926"> <thead> <tr> <th></th> <th>Limit Freq</th> <th>Limit Level</th> <th>Read Level</th> <th>Ant Level</th> <th>Cable Loss</th> <th>Preamp Loss</th> <th>Aux Loss</th> <th>APos</th> <th>TPos</th> <th>Remark</th> </tr> <tr> <th></th> <th>MHz</th> <th>dBuV/m</th> <th>dBuV/m</th> <th>dB</th> <th>dBuV</th> <th>dB/m</th> <th>dB</th> <th>dB</th> <th>cm</th> <th>deg</th> </tr> </thead> <tbody> <tr> <td>1</td> <td>5351.22</td> <td>47.71</td> <td>54.00</td> <td>-6.29</td> <td>31.90</td> <td>34.50</td> <td>10.83</td> <td>29.52</td> <td>0.00</td> <td>101</td> <td>117 AVERAGE</td> </tr> </tbody> </table>		Limit Freq	Limit Level	Read Level	Ant Level	Cable Loss	Preamp Loss	Aux Loss	APos	TPos	Remark		MHz	dBuV/m	dBuV/m	dB	dBuV	dB/m	dB	dB	cm	deg	1	5351.22	47.71	54.00	-6.29	31.90	34.50	10.83	29.52	0.00	101	117 AVERAGE	Blank
	Limit Freq	Limit Level	Read Level	Ant Level	Cable Loss	Preamp Loss	Aux Loss	APos	TPos	Remark																										
	MHz	dBuV/m	dBuV/m	dB	dBuV	dB/m	dB	dB	cm	deg																										
1	5351.22	47.71	54.00	-6.29	31.90	34.50	10.83	29.52	0.00	101	117 AVERAGE																									



Mode	22																																																																																											
	Band Edge - L																																																																																											
	U-NII-2A_5.25-5.35_802.11be EHT40_CH62_Full RU_5310MHz																																																																																											
ANT	CDD 1+2																																																																																											
Pol.	Vertical	Fundamental																																																																																										
Peak	<table border="1"> <thead> <tr> <th>Limit</th> <th>Read</th> <th>Ant</th> <th>Cable</th> <th>Preamp</th> <th>Aux</th> <th>APos</th> <th>TPos</th> <th>Remark</th> </tr> <tr> <th>Freq</th> <th>Level</th> <th>Line</th> <th>Margin</th> <th>Level</th> <th>Factor</th> <th>Loss</th> <th>Factor</th> <th>Factor</th> </tr> <tr> <th>MHz</th> <th>dBuV/m</th> <th>dBuV/m</th> <th>dB</th> <th>dBuV</th> <th>dB/m</th> <th>dB</th> <th>dB</th> <th>dB</th> </tr> </thead> <tbody> <tr> <td>1 5061.22</td> <td>57.84</td> <td>74.00</td> <td>-16.16</td> <td>42.28</td> <td>34.22</td> <td>10.58</td> <td>29.24</td> <td>0.00</td> </tr> <tr> <td></td> <td></td> <td></td> <td></td> <td></td> <td></td> <td></td> <td></td> <td>307 75 PEAK</td> </tr> </tbody> </table>	Limit	Read	Ant	Cable	Preamp	Aux	APos	TPos	Remark	Freq	Level	Line	Margin	Level	Factor	Loss	Factor	Factor	MHz	dBuV/m	dBuV/m	dB	dBuV	dB/m	dB	dB	dB	1 5061.22	57.84	74.00	-16.16	42.28	34.22	10.58	29.24	0.00									307 75 PEAK	<table border="1"> <thead> <tr> <th>Limit</th> <th>Read</th> <th>Ant</th> <th>Cable</th> <th>Preamp</th> <th>Aux</th> <th>APos</th> <th>TPos</th> <th>Remark</th> </tr> <tr> <th>Freq</th> <th>Level</th> <th>Line</th> <th>Margin</th> <th>Level</th> <th>Factor</th> <th>Loss</th> <th>Factor</th> <th>Factor</th> </tr> <tr> <th>MHz</th> <th>dBuV/m</th> <th>dBuV/m</th> <th>dB</th> <th>dBuV</th> <th>dB/m</th> <th>dB</th> <th>dB</th> <th>dB</th> </tr> </thead> <tbody> <tr> <td>1 5310.00</td> <td>106.80</td> <td>-----</td> <td>-----</td> <td>91.00</td> <td>34.50</td> <td>10.78</td> <td>29.48</td> <td>0.00</td> </tr> <tr> <td></td> <td></td> <td></td> <td></td> <td></td> <td></td> <td></td> <td></td> <td>307 75 PEAK</td> </tr> </tbody> </table>	Limit	Read	Ant	Cable	Preamp	Aux	APos	TPos	Remark	Freq	Level	Line	Margin	Level	Factor	Loss	Factor	Factor	MHz	dBuV/m	dBuV/m	dB	dBuV	dB/m	dB	dB	dB	1 5310.00	106.80	-----	-----	91.00	34.50	10.78	29.48	0.00									307 75 PEAK
	Limit	Read	Ant	Cable	Preamp	Aux	APos	TPos	Remark																																																																																			
Freq	Level	Line	Margin	Level	Factor	Loss	Factor	Factor																																																																																				
MHz	dBuV/m	dBuV/m	dB	dBuV	dB/m	dB	dB	dB																																																																																				
1 5061.22	57.84	74.00	-16.16	42.28	34.22	10.58	29.24	0.00																																																																																				
								307 75 PEAK																																																																																				
Limit	Read	Ant	Cable	Preamp	Aux	APos	TPos	Remark																																																																																				
Freq	Level	Line	Margin	Level	Factor	Loss	Factor	Factor																																																																																				
MHz	dBuV/m	dBuV/m	dB	dBuV	dB/m	dB	dB	dB																																																																																				
1 5310.00	106.80	-----	-----	91.00	34.50	10.78	29.48	0.00																																																																																				
								307 75 PEAK																																																																																				
Avg	<table border="1"> <thead> <tr> <th>Limit</th> <th>Read</th> <th>Ant</th> <th>Cable</th> <th>Preamp</th> <th>Aux</th> <th>APos</th> <th>TPos</th> <th>Remark</th> </tr> <tr> <th>Freq</th> <th>Level</th> <th>Line</th> <th>Margin</th> <th>Level</th> <th>Factor</th> <th>Loss</th> <th>Factor</th> <th>Factor</th> </tr> <tr> <th>MHz</th> <th>dBuV/m</th> <th>dBuV/m</th> <th>dB</th> <th>dBuV</th> <th>dB/m</th> <th>dB</th> <th>dB</th> <th>dB</th> </tr> </thead> <tbody> <tr> <td>1 5066.82</td> <td>46.55</td> <td>54.00</td> <td>-7.45</td> <td>30.97</td> <td>34.23</td> <td>10.59</td> <td>29.24</td> <td>0.00</td> </tr> <tr> <td></td> <td></td> <td></td> <td></td> <td></td> <td></td> <td></td> <td></td> <td>307 75 AVERAGE</td> </tr> </tbody> </table>	Limit	Read	Ant	Cable	Preamp	Aux	APos	TPos	Remark	Freq	Level	Line	Margin	Level	Factor	Loss	Factor	Factor	MHz	dBuV/m	dBuV/m	dB	dBuV	dB/m	dB	dB	dB	1 5066.82	46.55	54.00	-7.45	30.97	34.23	10.59	29.24	0.00									307 75 AVERAGE	<table border="1"> <thead> <tr> <th>Limit</th> <th>Read</th> <th>Ant</th> <th>Cable</th> <th>Preamp</th> <th>Aux</th> <th>APos</th> <th>TPos</th> <th>Remark</th> </tr> <tr> <th>Freq</th> <th>Level</th> <th>Line</th> <th>Margin</th> <th>Level</th> <th>Factor</th> <th>Loss</th> <th>Factor</th> <th>Factor</th> </tr> <tr> <th>MHz</th> <th>dBuV/m</th> <th>dBuV/m</th> <th>dB</th> <th>dBuV</th> <th>dB/m</th> <th>dB</th> <th>dB</th> <th>dB</th> </tr> </thead> <tbody> <tr> <td>1 5310.00</td> <td>96.44</td> <td>-----</td> <td>-----</td> <td>80.64</td> <td>34.50</td> <td>10.76</td> <td>29.46</td> <td>0.00</td> </tr> <tr> <td></td> <td></td> <td></td> <td></td> <td></td> <td></td> <td></td> <td></td> <td>307 75 AVERAGE</td> </tr> </tbody> </table>	Limit	Read	Ant	Cable	Preamp	Aux	APos	TPos	Remark	Freq	Level	Line	Margin	Level	Factor	Loss	Factor	Factor	MHz	dBuV/m	dBuV/m	dB	dBuV	dB/m	dB	dB	dB	1 5310.00	96.44	-----	-----	80.64	34.50	10.76	29.46	0.00									307 75 AVERAGE
Limit	Read	Ant	Cable	Preamp	Aux	APos	TPos	Remark																																																																																				
Freq	Level	Line	Margin	Level	Factor	Loss	Factor	Factor																																																																																				
MHz	dBuV/m	dBuV/m	dB	dBuV	dB/m	dB	dB	dB																																																																																				
1 5066.82	46.55	54.00	-7.45	30.97	34.23	10.59	29.24	0.00																																																																																				
								307 75 AVERAGE																																																																																				
Limit	Read	Ant	Cable	Preamp	Aux	APos	TPos	Remark																																																																																				
Freq	Level	Line	Margin	Level	Factor	Loss	Factor	Factor																																																																																				
MHz	dBuV/m	dBuV/m	dB	dBuV	dB/m	dB	dB	dB																																																																																				
1 5310.00	96.44	-----	-----	80.64	34.50	10.76	29.46	0.00																																																																																				
								307 75 AVERAGE																																																																																				



Mode	22																																							
	Band Edge - R																																							
	U-NII-2A_5.25-5.35_802.11be EHT40_CH62_Full RU_5310MHz																																							
ANT	CDD 1+2																																							
Pol.	Vertical	Fundamental																																						
Peak	 <table border="1" data-bbox="268 1133 778 1256"> <thead> <tr> <th>Limit</th> <th>Read</th> <th>Ant</th> <th>Cable</th> <th>Preamp</th> <th>Aux</th> <th>APos</th> <th>TPos</th> <th>Remark</th> </tr> <tr> <th>Freq</th> <th>Level</th> <th>Line</th> <th>Margin</th> <th>Level</th> <th>Factor</th> <th>Loss</th> <th>Factor</th> <th>Factor</th> </tr> <tr> <th>MHz</th> <th>dBuV/m</th> <th>dBuV/m</th> <th>dB</th> <th>dBuV</th> <th>dB/m</th> <th>dB</th> <th>dB</th> <th>cm</th> <th>deg</th> </tr> </thead> <tbody> <tr> <td>1 5356.58</td> <td>56.59</td> <td>74.00</td> <td>-17.41</td> <td>40.78</td> <td>34.50</td> <td>10.84</td> <td>29.53</td> <td>0.00</td> <td>307 75 PEAK</td> </tr> </tbody> </table>	Limit	Read	Ant	Cable	Preamp	Aux	APos	TPos	Remark	Freq	Level	Line	Margin	Level	Factor	Loss	Factor	Factor	MHz	dBuV/m	dBuV/m	dB	dBuV	dB/m	dB	dB	cm	deg	1 5356.58	56.59	74.00	-17.41	40.78	34.50	10.84	29.53	0.00	307 75 PEAK	Blank
Limit	Read	Ant	Cable	Preamp	Aux	APos	TPos	Remark																																
Freq	Level	Line	Margin	Level	Factor	Loss	Factor	Factor																																
MHz	dBuV/m	dBuV/m	dB	dBuV	dB/m	dB	dB	cm	deg																															
1 5356.58	56.59	74.00	-17.41	40.78	34.50	10.84	29.53	0.00	307 75 PEAK																															
Avg	 <table border="1" data-bbox="268 1812 778 1935"> <thead> <tr> <th>Limit</th> <th>Read</th> <th>Ant</th> <th>Cable</th> <th>Preamp</th> <th>Aux</th> <th>APos</th> <th>TPos</th> <th>Remark</th> </tr> <tr> <th>Freq</th> <th>Level</th> <th>Line</th> <th>Margin</th> <th>Level</th> <th>Factor</th> <th>Loss</th> <th>Factor</th> <th>Factor</th> </tr> <tr> <th>MHz</th> <th>dBuV/m</th> <th>dBuV/m</th> <th>dB</th> <th>dBuV</th> <th>dB/m</th> <th>dB</th> <th>dB</th> <th>cm</th> <th>deg</th> </tr> </thead> <tbody> <tr> <td>1 5353.11</td> <td>46.21</td> <td>54.00</td> <td>-7.79</td> <td>30.40</td> <td>34.50</td> <td>10.83</td> <td>29.52</td> <td>0.00</td> <td>307 75 AVERAGE</td> </tr> </tbody> </table>	Limit	Read	Ant	Cable	Preamp	Aux	APos	TPos	Remark	Freq	Level	Line	Margin	Level	Factor	Loss	Factor	Factor	MHz	dBuV/m	dBuV/m	dB	dBuV	dB/m	dB	dB	cm	deg	1 5353.11	46.21	54.00	-7.79	30.40	34.50	10.83	29.52	0.00	307 75 AVERAGE	Blank
Limit	Read	Ant	Cable	Preamp	Aux	APos	TPos	Remark																																
Freq	Level	Line	Margin	Level	Factor	Loss	Factor	Factor																																
MHz	dBuV/m	dBuV/m	dB	dBuV	dB/m	dB	dB	cm	deg																															
1 5353.11	46.21	54.00	-7.79	30.40	34.50	10.83	29.52	0.00	307 75 AVERAGE																															



Mode	22																																																																																	
	Harmonic																																																																																	
	U-NII-2A_5.25-5.35_802.11be EHT40_CH62_Full RU_5310MHz																																																																																	
ANT	CDD 1+2																																																																																	
Pol.	Horizontal	Vertical																																																																																
Peak Avg	<table border="1"> <thead> <tr> <th>Limit</th> <th>Read</th> <th>Ant</th> <th>Cable</th> <th>Preamp</th> <th>Aux</th> <th>APos</th> <th>TPos</th> <th>Remark</th> </tr> <tr> <th>Freq</th> <th>Level</th> <th>Line Margin</th> <th>Level Factor</th> <th>Loss Factor</th> <th>Factor</th> <th></th> <th></th> <th></th> </tr> <tr> <th>MHz</th> <th>dBuV/m</th> <th>dBuV/m</th> <th>dB</th> <th>dBuV</th> <th>dB/m</th> <th>dB</th> <th>dB</th> <th>cm</th> <th>deg</th> </tr> </thead> <tbody> <tr> <td>1 10620.00</td> <td>45.14</td> <td>74.00</td> <td>-28.86</td> <td>58.09</td> <td>37.53</td> <td>15.69</td> <td>66.17</td> <td>0.00</td> <td>100</td> <td>360</td> <td>PEAK</td> </tr> </tbody> </table>	Limit	Read	Ant	Cable	Preamp	Aux	APos	TPos	Remark	Freq	Level	Line Margin	Level Factor	Loss Factor	Factor				MHz	dBuV/m	dBuV/m	dB	dBuV	dB/m	dB	dB	cm	deg	1 10620.00	45.14	74.00	-28.86	58.09	37.53	15.69	66.17	0.00	100	360	PEAK	<table border="1"> <thead> <tr> <th>Limit</th> <th>Read</th> <th>Ant</th> <th>Cable</th> <th>Preamp</th> <th>Aux</th> <th>APos</th> <th>TPos</th> <th>Remark</th> </tr> <tr> <th>Freq</th> <th>Level</th> <th>Line Margin</th> <th>Level Factor</th> <th>Loss Factor</th> <th>Factor</th> <th></th> <th></th> <th></th> </tr> <tr> <th>MHz</th> <th>dBuV/m</th> <th>dBuV/m</th> <th>dB</th> <th>dBuV</th> <th>dB/m</th> <th>dB</th> <th>dB</th> <th>cm</th> <th>deg</th> </tr> </thead> <tbody> <tr> <td>1 10620.00</td> <td>45.25</td> <td>74.00</td> <td>-28.75</td> <td>58.20</td> <td>37.53</td> <td>15.69</td> <td>66.17</td> <td>0.00</td> <td>100</td> <td>0</td> <td>PEAK</td> </tr> </tbody> </table>	Limit	Read	Ant	Cable	Preamp	Aux	APos	TPos	Remark	Freq	Level	Line Margin	Level Factor	Loss Factor	Factor				MHz	dBuV/m	dBuV/m	dB	dBuV	dB/m	dB	dB	cm	deg	1 10620.00	45.25	74.00	-28.75	58.20	37.53	15.69	66.17	0.00	100	0	PEAK
Limit	Read	Ant	Cable	Preamp	Aux	APos	TPos	Remark																																																																										
Freq	Level	Line Margin	Level Factor	Loss Factor	Factor																																																																													
MHz	dBuV/m	dBuV/m	dB	dBuV	dB/m	dB	dB	cm	deg																																																																									
1 10620.00	45.14	74.00	-28.86	58.09	37.53	15.69	66.17	0.00	100	360	PEAK																																																																							
Limit	Read	Ant	Cable	Preamp	Aux	APos	TPos	Remark																																																																										
Freq	Level	Line Margin	Level Factor	Loss Factor	Factor																																																																													
MHz	dBuV/m	dBuV/m	dB	dBuV	dB/m	dB	dB	cm	deg																																																																									
1 10620.00	45.25	74.00	-28.75	58.20	37.53	15.69	66.17	0.00	100	0	PEAK																																																																							



Mode	23																																																																																																
	Band Edge - L																																																																																																
	U-NII-2C_5.47-5.725_802.11be EHT40_CH102_Full RU_5510MHz																																																																																																
ANT	CDD 1+2																																																																																																
Pol.	Horizontal	Fundamental																																																																																															
Peak	<table border="1"> <thead> <tr> <th>Limit</th> <th>Read</th> <th>Ant</th> <th>Cable</th> <th>Preamp</th> <th>Aux</th> <th>APos</th> <th>TPos</th> <th>Remark</th> </tr> <tr> <th>Freq</th> <th>Level</th> <th>Line Margin</th> <th>Level Factor</th> <th>Loss Factor</th> <th>Factor</th> <th>Factor</th> <th>Factor</th> <th></th> </tr> <tr> <th>MHz</th> <th>dBuV/m</th> <th>dBuV/m</th> <th>dB</th> <th>dBuV</th> <th>dB/m</th> <th>dB</th> <th>dB</th> <th>cm</th> <th>deg</th> </tr> </thead> <tbody> <tr> <td>1</td> <td>5459.05</td> <td>60.24</td> <td>74.00</td> <td>-13.76</td> <td>44.35</td> <td>34.53</td> <td>10.98</td> <td>29.62</td> <td>0.00</td> <td>102</td> <td>120</td> <td>PEAK</td> </tr> <tr> <td>2</td> <td>5463.37</td> <td>62.41</td> <td>68.30</td> <td>-5.89</td> <td>46.51</td> <td>34.53</td> <td>10.99</td> <td>29.62</td> <td>0.00</td> <td>102</td> <td>120</td> <td>PEAK</td> </tr> </tbody> </table>	Limit	Read	Ant	Cable	Preamp	Aux	APos	TPos	Remark	Freq	Level	Line Margin	Level Factor	Loss Factor	Factor	Factor	Factor		MHz	dBuV/m	dBuV/m	dB	dBuV	dB/m	dB	dB	cm	deg	1	5459.05	60.24	74.00	-13.76	44.35	34.53	10.98	29.62	0.00	102	120	PEAK	2	5463.37	62.41	68.30	-5.89	46.51	34.53	10.99	29.62	0.00	102	120	PEAK	<table border="1"> <thead> <tr> <th>Limit</th> <th>Read</th> <th>Ant</th> <th>Cable</th> <th>Preamp</th> <th>Aux</th> <th>APos</th> <th>TPos</th> <th>Remark</th> </tr> <tr> <th>Freq</th> <th>Level</th> <th>Line Margin</th> <th>Level Factor</th> <th>Loss Factor</th> <th>Factor</th> <th>Factor</th> <th>Factor</th> <th></th> </tr> <tr> <th>MHz</th> <th>dBuV/m</th> <th>dBuV/m</th> <th>dB</th> <th>dBuV</th> <th>dB/m</th> <th>dB</th> <th>dB</th> <th>cm</th> <th>deg</th> </tr> </thead> <tbody> <tr> <td>1</td> <td>5510.00</td> <td>106.13</td> <td>-----</td> <td>-----</td> <td>90.19</td> <td>34.55</td> <td>11.05</td> <td>29.66</td> <td>0.00</td> <td>102</td> <td>120</td> <td>PEAK</td> </tr> </tbody> </table>	Limit	Read	Ant	Cable	Preamp	Aux	APos	TPos	Remark	Freq	Level	Line Margin	Level Factor	Loss Factor	Factor	Factor	Factor		MHz	dBuV/m	dBuV/m	dB	dBuV	dB/m	dB	dB	cm	deg	1	5510.00	106.13	-----	-----	90.19	34.55	11.05	29.66	0.00	102	120	PEAK
	Limit	Read	Ant	Cable	Preamp	Aux	APos	TPos	Remark																																																																																								
Freq	Level	Line Margin	Level Factor	Loss Factor	Factor	Factor	Factor																																																																																										
MHz	dBuV/m	dBuV/m	dB	dBuV	dB/m	dB	dB	cm	deg																																																																																								
1	5459.05	60.24	74.00	-13.76	44.35	34.53	10.98	29.62	0.00	102	120	PEAK																																																																																					
2	5463.37	62.41	68.30	-5.89	46.51	34.53	10.99	29.62	0.00	102	120	PEAK																																																																																					
Limit	Read	Ant	Cable	Preamp	Aux	APos	TPos	Remark																																																																																									
Freq	Level	Line Margin	Level Factor	Loss Factor	Factor	Factor	Factor																																																																																										
MHz	dBuV/m	dBuV/m	dB	dBuV	dB/m	dB	dB	cm	deg																																																																																								
1	5510.00	106.13	-----	-----	90.19	34.55	11.05	29.66	0.00	102	120	PEAK																																																																																					
Avg	<table border="1"> <thead> <tr> <th>Limit</th> <th>Read</th> <th>Ant</th> <th>Cable</th> <th>Preamp</th> <th>Aux</th> <th>APos</th> <th>TPos</th> <th>Remark</th> </tr> <tr> <th>Freq</th> <th>Level</th> <th>Line Margin</th> <th>Level Factor</th> <th>Loss Factor</th> <th>Factor</th> <th>Factor</th> <th>Factor</th> <th></th> </tr> <tr> <th>MHz</th> <th>dBuV/m</th> <th>dBuV/m</th> <th>dB</th> <th>dBuV</th> <th>dB/m</th> <th>dB</th> <th>dB</th> <th>cm</th> <th>deg</th> </tr> </thead> <tbody> <tr> <td>1</td> <td>5459.08</td> <td>49.13</td> <td>54.00</td> <td>-4.87</td> <td>33.24</td> <td>34.53</td> <td>10.98</td> <td>29.62</td> <td>0.00</td> <td>102</td> <td>120</td> <td>AVERAGE</td> </tr> </tbody> </table>	Limit	Read	Ant	Cable	Preamp	Aux	APos	TPos	Remark	Freq	Level	Line Margin	Level Factor	Loss Factor	Factor	Factor	Factor		MHz	dBuV/m	dBuV/m	dB	dBuV	dB/m	dB	dB	cm	deg	1	5459.08	49.13	54.00	-4.87	33.24	34.53	10.98	29.62	0.00	102	120	AVERAGE	<table border="1"> <thead> <tr> <th>Limit</th> <th>Read</th> <th>Ant</th> <th>Cable</th> <th>Preamp</th> <th>Aux</th> <th>APos</th> <th>TPos</th> <th>Remark</th> </tr> <tr> <th>Freq</th> <th>Level</th> <th>Line Margin</th> <th>Level Factor</th> <th>Loss Factor</th> <th>Factor</th> <th>Factor</th> <th>Factor</th> <th></th> </tr> <tr> <th>MHz</th> <th>dBuV/m</th> <th>dBuV/m</th> <th>dB</th> <th>dBuV</th> <th>dB/m</th> <th>dB</th> <th>dB</th> <th>cm</th> <th>deg</th> </tr> </thead> <tbody> <tr> <td>1</td> <td>5510.00</td> <td>96.75</td> <td>-----</td> <td>-----</td> <td>80.81</td> <td>34.55</td> <td>11.05</td> <td>29.66</td> <td>0.00</td> <td>102</td> <td>120</td> <td>AVERAGE</td> </tr> </tbody> </table>	Limit	Read	Ant	Cable	Preamp	Aux	APos	TPos	Remark	Freq	Level	Line Margin	Level Factor	Loss Factor	Factor	Factor	Factor		MHz	dBuV/m	dBuV/m	dB	dBuV	dB/m	dB	dB	cm	deg	1	5510.00	96.75	-----	-----	80.81	34.55	11.05	29.66	0.00	102	120	AVERAGE													
	Limit	Read	Ant	Cable	Preamp	Aux	APos	TPos	Remark																																																																																								
Freq	Level	Line Margin	Level Factor	Loss Factor	Factor	Factor	Factor																																																																																										
MHz	dBuV/m	dBuV/m	dB	dBuV	dB/m	dB	dB	cm	deg																																																																																								
1	5459.08	49.13	54.00	-4.87	33.24	34.53	10.98	29.62	0.00	102	120	AVERAGE																																																																																					
Limit	Read	Ant	Cable	Preamp	Aux	APos	TPos	Remark																																																																																									
Freq	Level	Line Margin	Level Factor	Loss Factor	Factor	Factor	Factor																																																																																										
MHz	dBuV/m	dBuV/m	dB	dBuV	dB/m	dB	dB	cm	deg																																																																																								
1	5510.00	96.75	-----	-----	80.81	34.55	11.05	29.66	0.00	102	120	AVERAGE																																																																																					





Mode	23																																								
	Band Edge - R																																								
	U-NII-2C_5.47-5.725_802.11be EHT40_CH102_Full RU_5510MHz																																								
ANT	CDD 1+2																																								
Pol.	Horizontal	Fundamental																																							
Peak	<table border="1"> <thead> <tr> <th>Limit</th> <th>Read</th> <th>Ant</th> <th>Cable</th> <th>Preamp</th> <th>Aux</th> <th>APos</th> <th>TPos</th> <th>Remark</th> </tr> <tr> <th>Freq</th> <th>Level</th> <th>Line</th> <th>Margin</th> <th>Level</th> <th>Factor</th> <th>Loss</th> <th>Factor</th> <th>Factor</th> </tr> <tr> <th>MHz</th> <th>dBuV/m</th> <th>dBuV/m</th> <th>dB</th> <th>dBuV</th> <th>dB/m</th> <th>dB</th> <th>dB</th> <th>cm</th> <th>deg</th> </tr> </thead> <tbody> <tr> <td>1 5735.05</td> <td>57.41</td> <td>68.30</td> <td>-10.89</td> <td>41.02</td> <td>34.86</td> <td>11.32</td> <td>29.79</td> <td>0.00</td> <td>102 120</td> <td>PEAK</td> </tr> </tbody> </table>	Limit	Read	Ant	Cable	Preamp	Aux	APos	TPos	Remark	Freq	Level	Line	Margin	Level	Factor	Loss	Factor	Factor	MHz	dBuV/m	dBuV/m	dB	dBuV	dB/m	dB	dB	cm	deg	1 5735.05	57.41	68.30	-10.89	41.02	34.86	11.32	29.79	0.00	102 120	PEAK	Blank
Limit	Read	Ant	Cable	Preamp	Aux	APos	TPos	Remark																																	
Freq	Level	Line	Margin	Level	Factor	Loss	Factor	Factor																																	
MHz	dBuV/m	dBuV/m	dB	dBuV	dB/m	dB	dB	cm	deg																																
1 5735.05	57.41	68.30	-10.89	41.02	34.86	11.32	29.79	0.00	102 120	PEAK																															



Mode	23																																																																																													
	Band Edge - L																																																																																													
	U-NII-2C_5.47-5.725_802.11be EHT40_CH102_Full RU_5510MHz																																																																																													
ANT	CDD 1+2																																																																																													
Pol.	Vertical	Fundamental																																																																																												
Peak	<table border="1"> <thead> <tr> <th>Limit</th> <th>Read</th> <th>Ant</th> <th>Cable</th> <th>Preamp</th> <th>Aux</th> <th>APos</th> <th>TPos</th> <th>Remark</th> </tr> <tr> <th>Freq</th> <th>Level</th> <th>Line Margin</th> <th>Level Factor</th> <th>Loss Factor</th> <th>Factor</th> <th>Factor</th> <th>Factor</th> <th>Factor</th> </tr> <tr> <th>MHz</th> <th>dBuV/m</th> <th>dBuV/m</th> <th>dB</th> <th>dBuV</th> <th>dB/m</th> <th>dB</th> <th>dB</th> <th>cm</th> <th>deg</th> </tr> </thead> <tbody> <tr> <td>1</td> <td>5458.09</td> <td>59.99</td> <td>74.00</td> <td>-14.01</td> <td>44.10</td> <td>34.53</td> <td>10.98</td> <td>29.62</td> <td>0.00</td> <td>300</td> <td>64 PEAK</td> </tr> <tr> <td>2</td> <td>5461.45</td> <td>59.18</td> <td>68.30</td> <td>-9.12</td> <td>43.29</td> <td>34.53</td> <td>10.98</td> <td>29.62</td> <td>0.00</td> <td>300</td> <td>64 PEAK</td> </tr> </tbody> </table>	Limit	Read	Ant	Cable	Preamp	Aux	APos	TPos	Remark	Freq	Level	Line Margin	Level Factor	Loss Factor	Factor	Factor	Factor	Factor	MHz	dBuV/m	dBuV/m	dB	dBuV	dB/m	dB	dB	cm	deg	1	5458.09	59.99	74.00	-14.01	44.10	34.53	10.98	29.62	0.00	300	64 PEAK	2	5461.45	59.18	68.30	-9.12	43.29	34.53	10.98	29.62	0.00	300	64 PEAK	<table border="1"> <thead> <tr> <th>Limit</th> <th>Read</th> <th>Ant</th> <th>Cable</th> <th>Preamp</th> <th>Aux</th> <th>APos</th> <th>TPos</th> <th>Remark</th> </tr> <tr> <th>Freq</th> <th>Level</th> <th>Line Margin</th> <th>Level Factor</th> <th>Loss Factor</th> <th>Factor</th> <th>Factor</th> <th>Factor</th> <th>Factor</th> </tr> <tr> <th>MHz</th> <th>dBuV/m</th> <th>dBuV/m</th> <th>dB</th> <th>dBuV</th> <th>dB/m</th> <th>dB</th> <th>dB</th> <th>cm</th> <th>deg</th> </tr> </thead> <tbody> <tr> <td>1</td> <td>5510.00</td> <td>103.91</td> <td>-----</td> <td>-----</td> <td>87.97</td> <td>34.55</td> <td>11.04</td> <td>29.65</td> <td>0.00</td> <td>300</td> <td>64 PEAK</td> </tr> </tbody> </table>	Limit	Read	Ant	Cable	Preamp	Aux	APos	TPos	Remark	Freq	Level	Line Margin	Level Factor	Loss Factor	Factor	Factor	Factor	Factor	MHz	dBuV/m	dBuV/m	dB	dBuV	dB/m	dB	dB	cm	deg	1	5510.00	103.91	-----	-----	87.97	34.55	11.04	29.65	0.00	300	64 PEAK
	Limit	Read	Ant	Cable	Preamp	Aux	APos	TPos	Remark																																																																																					
Freq	Level	Line Margin	Level Factor	Loss Factor	Factor	Factor	Factor	Factor																																																																																						
MHz	dBuV/m	dBuV/m	dB	dBuV	dB/m	dB	dB	cm	deg																																																																																					
1	5458.09	59.99	74.00	-14.01	44.10	34.53	10.98	29.62	0.00	300	64 PEAK																																																																																			
2	5461.45	59.18	68.30	-9.12	43.29	34.53	10.98	29.62	0.00	300	64 PEAK																																																																																			
Limit	Read	Ant	Cable	Preamp	Aux	APos	TPos	Remark																																																																																						
Freq	Level	Line Margin	Level Factor	Loss Factor	Factor	Factor	Factor	Factor																																																																																						
MHz	dBuV/m	dBuV/m	dB	dBuV	dB/m	dB	dB	cm	deg																																																																																					
1	5510.00	103.91	-----	-----	87.97	34.55	11.04	29.65	0.00	300	64 PEAK																																																																																			
Avg	<table border="1"> <thead> <tr> <th>Limit</th> <th>Read</th> <th>Ant</th> <th>Cable</th> <th>Preamp</th> <th>Aux</th> <th>APos</th> <th>TPos</th> <th>Remark</th> </tr> <tr> <th>Freq</th> <th>Level</th> <th>Line Margin</th> <th>Level Factor</th> <th>Loss Factor</th> <th>Factor</th> <th>Factor</th> <th>Factor</th> <th>Factor</th> </tr> <tr> <th>MHz</th> <th>dBuV/m</th> <th>dBuV/m</th> <th>dB</th> <th>dBuV</th> <th>dB/m</th> <th>dB</th> <th>dB</th> <th>cm</th> <th>deg</th> </tr> </thead> <tbody> <tr> <td>1</td> <td>5459.97</td> <td>48.28</td> <td>54.00</td> <td>-5.72</td> <td>32.39</td> <td>34.53</td> <td>10.98</td> <td>29.62</td> <td>0.00</td> <td>300</td> <td>64 AVERAGE</td> </tr> </tbody> </table>	Limit	Read	Ant	Cable	Preamp	Aux	APos	TPos	Remark	Freq	Level	Line Margin	Level Factor	Loss Factor	Factor	Factor	Factor	Factor	MHz	dBuV/m	dBuV/m	dB	dBuV	dB/m	dB	dB	cm	deg	1	5459.97	48.28	54.00	-5.72	32.39	34.53	10.98	29.62	0.00	300	64 AVERAGE	<table border="1"> <thead> <tr> <th>Limit</th> <th>Read</th> <th>Ant</th> <th>Cable</th> <th>Preamp</th> <th>Aux</th> <th>APos</th> <th>TPos</th> <th>Remark</th> </tr> <tr> <th>Freq</th> <th>Level</th> <th>Line Margin</th> <th>Level Factor</th> <th>Loss Factor</th> <th>Factor</th> <th>Factor</th> <th>Factor</th> <th>Factor</th> </tr> <tr> <th>MHz</th> <th>dBuV/m</th> <th>dBuV/m</th> <th>dB</th> <th>dBuV</th> <th>dB/m</th> <th>dB</th> <th>dB</th> <th>cm</th> <th>deg</th> </tr> </thead> <tbody> <tr> <td>1</td> <td>5510.00</td> <td>95.03</td> <td>-----</td> <td>-----</td> <td>79.09</td> <td>34.55</td> <td>11.04</td> <td>29.65</td> <td>0.00</td> <td>300</td> <td>64 AVERAGE</td> </tr> </tbody> </table>	Limit	Read	Ant	Cable	Preamp	Aux	APos	TPos	Remark	Freq	Level	Line Margin	Level Factor	Loss Factor	Factor	Factor	Factor	Factor	MHz	dBuV/m	dBuV/m	dB	dBuV	dB/m	dB	dB	cm	deg	1	5510.00	95.03	-----	-----	79.09	34.55	11.04	29.65	0.00	300	64 AVERAGE												
	Limit	Read	Ant	Cable	Preamp	Aux	APos	TPos	Remark																																																																																					
Freq	Level	Line Margin	Level Factor	Loss Factor	Factor	Factor	Factor	Factor																																																																																						
MHz	dBuV/m	dBuV/m	dB	dBuV	dB/m	dB	dB	cm	deg																																																																																					
1	5459.97	48.28	54.00	-5.72	32.39	34.53	10.98	29.62	0.00	300	64 AVERAGE																																																																																			
Limit	Read	Ant	Cable	Preamp	Aux	APos	TPos	Remark																																																																																						
Freq	Level	Line Margin	Level Factor	Loss Factor	Factor	Factor	Factor	Factor																																																																																						
MHz	dBuV/m	dBuV/m	dB	dBuV	dB/m	dB	dB	cm	deg																																																																																					
1	5510.00	95.03	-----	-----	79.09	34.55	11.04	29.65	0.00	300	64 AVERAGE																																																																																			

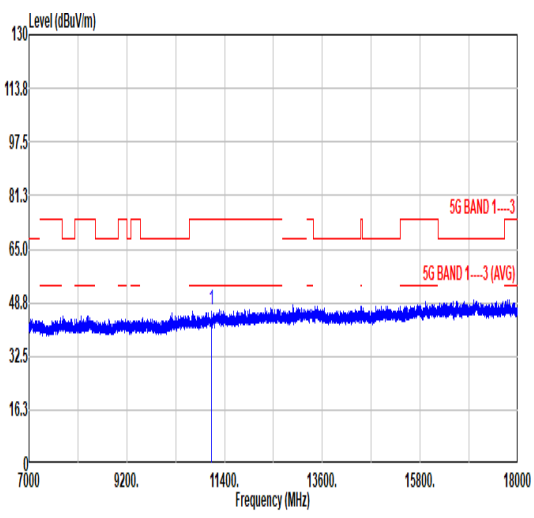
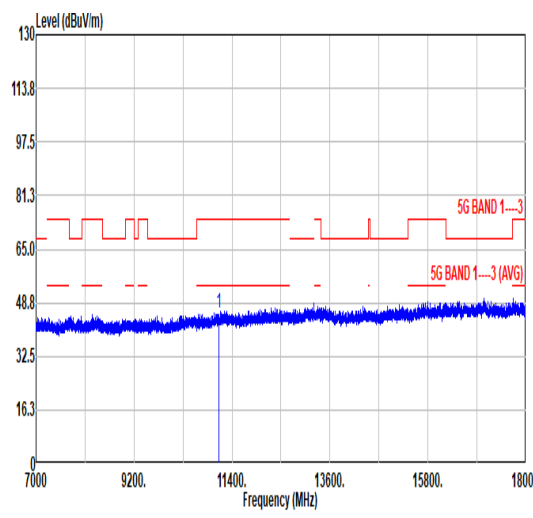


Mode	23																																								
	Band Edge - R																																								
	U-NII-2C_5.47-5.725_802.11be EHT40_CH102_Full RU_5510MHz																																								
ANT	CDD 1+2																																								
Pol.	Vertical	Fundamental																																							
Peak	<table border="1"> <thead> <tr> <th>Limit</th> <th>Read</th> <th>Ant</th> <th>Cable</th> <th>Preamp</th> <th>Aux</th> <th>APos</th> <th>TPos</th> <th>Remark</th> </tr> <tr> <th>Freq</th> <th>Level</th> <th>Line Margin</th> <th>Level</th> <th>Factor</th> <th>Loss Factor</th> <th>Factor</th> <th></th> <th></th> </tr> <tr> <th>MHz</th> <th>dBuV/m</th> <th>dBuV/m</th> <th>dB</th> <th>dBuV</th> <th>dB/m</th> <th>dB</th> <th>dB</th> <th>cm</th> <th>deg</th> </tr> </thead> <tbody> <tr> <td>1 5733.77</td> <td>56.55</td> <td>68.30</td> <td>-11.75</td> <td>40.17</td> <td>34.85</td> <td>11.32</td> <td>29.79</td> <td>0.00</td> <td>300</td> <td>64 PEAK</td> </tr> </tbody> </table>	Limit	Read	Ant	Cable	Preamp	Aux	APos	TPos	Remark	Freq	Level	Line Margin	Level	Factor	Loss Factor	Factor			MHz	dBuV/m	dBuV/m	dB	dBuV	dB/m	dB	dB	cm	deg	1 5733.77	56.55	68.30	-11.75	40.17	34.85	11.32	29.79	0.00	300	64 PEAK	Blank
Limit	Read	Ant	Cable	Preamp	Aux	APos	TPos	Remark																																	
Freq	Level	Line Margin	Level	Factor	Loss Factor	Factor																																			
MHz	dBuV/m	dBuV/m	dB	dBuV	dB/m	dB	dB	cm	deg																																
1 5733.77	56.55	68.30	-11.75	40.17	34.85	11.32	29.79	0.00	300	64 PEAK																															



Mode	23																																																																																	
	Harmonic																																																																																	
	U-NII-2C_5.47-5.725_802.11be EHT40_CH102_Full RU_5510MHz																																																																																	
ANT	CDD 1+2																																																																																	
Pol.	Horizontal	Vertical																																																																																
Peak																																																																																		
Avg	<table border="1"> <thead> <tr> <th>Limit</th> <th>Read</th> <th>Ant</th> <th>Cable</th> <th>Preamp</th> <th>Aux</th> <th>APos</th> <th>TPos</th> <th>Remark</th> </tr> <tr> <th>Freq</th> <th>Level</th> <th>Line Margin</th> <th>Level</th> <th>Factor</th> <th>Loss Factor</th> <th>Factor</th> <th></th> <th></th> </tr> <tr> <th>MHz</th> <th>dBuV/m</th> <th>dBuV/m</th> <th>dB</th> <th>dBuV</th> <th>dB/m</th> <th>dB</th> <th>dB</th> <th>cm</th> <th>deg</th> </tr> </thead> <tbody> <tr> <td>1 11020.00</td> <td>46.87</td> <td>74.00</td> <td>-27.13</td> <td>58.86</td> <td>37.82</td> <td>15.91</td> <td>65.72</td> <td>0.00</td> <td>100</td> <td>360</td> <td>PEAK</td> </tr> </tbody> </table>	Limit	Read	Ant	Cable	Preamp	Aux	APos	TPos	Remark	Freq	Level	Line Margin	Level	Factor	Loss Factor	Factor			MHz	dBuV/m	dBuV/m	dB	dBuV	dB/m	dB	dB	cm	deg	1 11020.00	46.87	74.00	-27.13	58.86	37.82	15.91	65.72	0.00	100	360	PEAK	<table border="1"> <thead> <tr> <th>Limit</th> <th>Read</th> <th>Ant</th> <th>Cable</th> <th>Preamp</th> <th>Aux</th> <th>APos</th> <th>TPos</th> <th>Remark</th> </tr> <tr> <th>Freq</th> <th>Level</th> <th>Line Margin</th> <th>Level</th> <th>Factor</th> <th>Loss Factor</th> <th>Factor</th> <th></th> <th></th> </tr> <tr> <th>MHz</th> <th>dBuV/m</th> <th>dBuV/m</th> <th>dB</th> <th>dBuV</th> <th>dB/m</th> <th>dB</th> <th>dB</th> <th>cm</th> <th>deg</th> </tr> </thead> <tbody> <tr> <td>1 11020.00</td> <td>46.96</td> <td>74.00</td> <td>-27.04</td> <td>58.95</td> <td>37.82</td> <td>15.91</td> <td>65.72</td> <td>0.00</td> <td>100</td> <td>0</td> <td>PEAK</td> </tr> </tbody> </table>	Limit	Read	Ant	Cable	Preamp	Aux	APos	TPos	Remark	Freq	Level	Line Margin	Level	Factor	Loss Factor	Factor			MHz	dBuV/m	dBuV/m	dB	dBuV	dB/m	dB	dB	cm	deg	1 11020.00	46.96	74.00	-27.04	58.95	37.82	15.91	65.72	0.00	100	0	PEAK
Limit	Read	Ant	Cable	Preamp	Aux	APos	TPos	Remark																																																																										
Freq	Level	Line Margin	Level	Factor	Loss Factor	Factor																																																																												
MHz	dBuV/m	dBuV/m	dB	dBuV	dB/m	dB	dB	cm	deg																																																																									
1 11020.00	46.87	74.00	-27.13	58.86	37.82	15.91	65.72	0.00	100	360	PEAK																																																																							
Limit	Read	Ant	Cable	Preamp	Aux	APos	TPos	Remark																																																																										
Freq	Level	Line Margin	Level	Factor	Loss Factor	Factor																																																																												
MHz	dBuV/m	dBuV/m	dB	dBuV	dB/m	dB	dB	cm	deg																																																																									
1 11020.00	46.96	74.00	-27.04	58.95	37.82	15.91	65.72	0.00	100	0	PEAK																																																																							



Mode	24																																																																																	
	Harmonic																																																																																	
	U-NII-2C_5.47-5.725_802.11be EHT40_CH110_Full RU_5550MHz																																																																																	
ANT	CDD 1+2																																																																																	
Pol.	Horizontal	Vertical																																																																																
Peak																																																																																		
Avg	<table border="1"> <thead> <tr> <th>Limit</th> <th>Read</th> <th>Ant</th> <th>Cable</th> <th>Preamp</th> <th>Aux</th> <th>APos</th> <th>TPos</th> <th>Remark</th> </tr> <tr> <th>Freq</th> <th>Level</th> <th>Line Margin</th> <th>Level</th> <th>Factor</th> <th>Loss Factor</th> <th>Factor</th> <th></th> <th></th> </tr> <tr> <th>MHz</th> <th>dBuV/m</th> <th>dBuV/m</th> <th>dB</th> <th>dBuV</th> <th>dB/m</th> <th>dB</th> <th>dB</th> <th>cm</th> <th>deg</th> </tr> </thead> <tbody> <tr> <td>1 11100.00</td> <td>46.46</td> <td>74.00</td> <td>-27.54</td> <td>58.29</td> <td>37.89</td> <td>15.95</td> <td>65.67</td> <td>0.00</td> <td>100</td> <td>360</td> <td>PEAK</td> </tr> </tbody> </table>	Limit	Read	Ant	Cable	Preamp	Aux	APos	TPos	Remark	Freq	Level	Line Margin	Level	Factor	Loss Factor	Factor			MHz	dBuV/m	dBuV/m	dB	dBuV	dB/m	dB	dB	cm	deg	1 11100.00	46.46	74.00	-27.54	58.29	37.89	15.95	65.67	0.00	100	360	PEAK	<table border="1"> <thead> <tr> <th>Limit</th> <th>Read</th> <th>Ant</th> <th>Cable</th> <th>Preamp</th> <th>Aux</th> <th>APos</th> <th>TPos</th> <th>Remark</th> </tr> <tr> <th>Freq</th> <th>Level</th> <th>Line Margin</th> <th>Level</th> <th>Factor</th> <th>Loss Factor</th> <th>Factor</th> <th></th> <th></th> </tr> <tr> <th>MHz</th> <th>dBuV/m</th> <th>dBuV/m</th> <th>dB</th> <th>dBuV</th> <th>dB/m</th> <th>dB</th> <th>dB</th> <th>cm</th> <th>deg</th> </tr> </thead> <tbody> <tr> <td>1 11100.00</td> <td>45.81</td> <td>74.00</td> <td>-28.19</td> <td>57.64</td> <td>37.89</td> <td>15.95</td> <td>65.67</td> <td>0.00</td> <td>100</td> <td>0</td> <td>PEAK</td> </tr> </tbody> </table>	Limit	Read	Ant	Cable	Preamp	Aux	APos	TPos	Remark	Freq	Level	Line Margin	Level	Factor	Loss Factor	Factor			MHz	dBuV/m	dBuV/m	dB	dBuV	dB/m	dB	dB	cm	deg	1 11100.00	45.81	74.00	-28.19	57.64	37.89	15.95	65.67	0.00	100	0	PEAK
Limit	Read	Ant	Cable	Preamp	Aux	APos	TPos	Remark																																																																										
Freq	Level	Line Margin	Level	Factor	Loss Factor	Factor																																																																												
MHz	dBuV/m	dBuV/m	dB	dBuV	dB/m	dB	dB	cm	deg																																																																									
1 11100.00	46.46	74.00	-27.54	58.29	37.89	15.95	65.67	0.00	100	360	PEAK																																																																							
Limit	Read	Ant	Cable	Preamp	Aux	APos	TPos	Remark																																																																										
Freq	Level	Line Margin	Level	Factor	Loss Factor	Factor																																																																												
MHz	dBuV/m	dBuV/m	dB	dBuV	dB/m	dB	dB	cm	deg																																																																									
1 11100.00	45.81	74.00	-28.19	57.64	37.89	15.95	65.67	0.00	100	0	PEAK																																																																							



Mode	25																																																									
	Band Edge - L																																																									
	U-NII-2C_5.47-5.725_802.11be EHT40_CH134_Full RU_5670MHz																																																									
ANT	CDD 1+2																																																									
Pol.	Horizontal	Fundamental																																																								
Peak	<table border="1"> <thead> <tr> <th>Limit</th> <th>Read</th> <th>Ant</th> <th>Cable</th> <th>Preamp</th> <th>Aux</th> <th>APos</th> <th>TPos</th> </tr> <tr> <th>Freq Level Line Margin</th> <th>Level Factor</th> <th>Loss Factor</th> <th>Factor</th> <th>Factor</th> <th>Factor</th> <th>cm</th> <th>deg</th> </tr> </thead> <tbody> <tr> <td>1 5399.45 56.98 74.00 -17.02</td> <td>41.26</td> <td>34.40</td> <td>10.89</td> <td>29.57</td> <td>0.00</td> <td>102</td> <td>118 PEAK</td> </tr> <tr> <td>2 5469.47 55.38 68.30 -12.92</td> <td>39.55</td> <td>34.47</td> <td>10.99</td> <td>29.63</td> <td>0.00</td> <td>102</td> <td>118 PEAK</td> </tr> </tbody> </table>	Limit	Read	Ant	Cable	Preamp	Aux	APos	TPos	Freq Level Line Margin	Level Factor	Loss Factor	Factor	Factor	Factor	cm	deg	1 5399.45 56.98 74.00 -17.02	41.26	34.40	10.89	29.57	0.00	102	118 PEAK	2 5469.47 55.38 68.30 -12.92	39.55	34.47	10.99	29.63	0.00	102	118 PEAK	<table border="1"> <thead> <tr> <th>Limit</th> <th>Read</th> <th>Ant</th> <th>Cable</th> <th>Preamp</th> <th>Aux</th> <th>APos</th> <th>TPos</th> </tr> <tr> <th>Freq Level Line Margin</th> <th>Level Factor</th> <th>Loss Factor</th> <th>Factor</th> <th>Factor</th> <th>Factor</th> <th>cm</th> <th>deg</th> </tr> </thead> <tbody> <tr> <td>1 5670.00 107.77</td> <td>91.82</td> <td>34.48</td> <td>11.26</td> <td>29.79</td> <td>0.00</td> <td>102</td> <td>118 PEAK</td> </tr> </tbody> </table>	Limit	Read	Ant	Cable	Preamp	Aux	APos	TPos	Freq Level Line Margin	Level Factor	Loss Factor	Factor	Factor	Factor	cm	deg	1 5670.00 107.77	91.82	34.48	11.26	29.79	0.00	102	118 PEAK
	Limit	Read	Ant	Cable	Preamp	Aux	APos	TPos																																																		
Freq Level Line Margin	Level Factor	Loss Factor	Factor	Factor	Factor	cm	deg																																																			
1 5399.45 56.98 74.00 -17.02	41.26	34.40	10.89	29.57	0.00	102	118 PEAK																																																			
2 5469.47 55.38 68.30 -12.92	39.55	34.47	10.99	29.63	0.00	102	118 PEAK																																																			
Limit	Read	Ant	Cable	Preamp	Aux	APos	TPos																																																			
Freq Level Line Margin	Level Factor	Loss Factor	Factor	Factor	Factor	cm	deg																																																			
1 5670.00 107.77	91.82	34.48	11.26	29.79	0.00	102	118 PEAK																																																			
Avg	<table border="1"> <thead> <tr> <th>Limit</th> <th>Read</th> <th>Ant</th> <th>Cable</th> <th>Preamp</th> <th>Aux</th> <th>APos</th> <th>TPos</th> </tr> <tr> <th>Freq Level Line Margin</th> <th>Level Factor</th> <th>Loss Factor</th> <th>Factor</th> <th>Factor</th> <th>Factor</th> <th>cm</th> <th>deg</th> </tr> </thead> <tbody> <tr> <td>1 5459.48 44.94 54.00 -9.06</td> <td>29.12</td> <td>34.46</td> <td>10.90</td> <td>29.62</td> <td>0.00</td> <td>102</td> <td>118 AVERAGE</td> </tr> </tbody> </table>	Limit	Read	Ant	Cable	Preamp	Aux	APos	TPos	Freq Level Line Margin	Level Factor	Loss Factor	Factor	Factor	Factor	cm	deg	1 5459.48 44.94 54.00 -9.06	29.12	34.46	10.90	29.62	0.00	102	118 AVERAGE	<table border="1"> <thead> <tr> <th>Limit</th> <th>Read</th> <th>Ant</th> <th>Cable</th> <th>Preamp</th> <th>Aux</th> <th>APos</th> <th>TPos</th> </tr> <tr> <th>Freq Level Line Margin</th> <th>Level Factor</th> <th>Loss Factor</th> <th>Factor</th> <th>Factor</th> <th>Factor</th> <th>cm</th> <th>deg</th> </tr> </thead> <tbody> <tr> <td>1 5670.00 98.21</td> <td>82.26</td> <td>34.48</td> <td>11.26</td> <td>29.79</td> <td>0.00</td> <td>102</td> <td>118 AVERAGE</td> </tr> </tbody> </table>	Limit	Read	Ant	Cable	Preamp	Aux	APos	TPos	Freq Level Line Margin	Level Factor	Loss Factor	Factor	Factor	Factor	cm	deg	1 5670.00 98.21	82.26	34.48	11.26	29.79	0.00	102	118 AVERAGE								
Limit	Read	Ant	Cable	Preamp	Aux	APos	TPos																																																			
Freq Level Line Margin	Level Factor	Loss Factor	Factor	Factor	Factor	cm	deg																																																			
1 5459.48 44.94 54.00 -9.06	29.12	34.46	10.90	29.62	0.00	102	118 AVERAGE																																																			
Limit	Read	Ant	Cable	Preamp	Aux	APos	TPos																																																			
Freq Level Line Margin	Level Factor	Loss Factor	Factor	Factor	Factor	cm	deg																																																			
1 5670.00 98.21	82.26	34.48	11.26	29.79	0.00	102	118 AVERAGE																																																			



Mode	25																																											
	Band Edge - R																																											
	U-NII-2C_5.47-5.725_802.11be EHT40_CH134_Full RU_5670MHz																																											
ANT	CDD 1+2																																											
Pol.	Horizontal	Fundamental																																										
Peak	<table border="1"> <thead> <tr> <th>Limit</th> <th>Read</th> <th>Ant</th> <th>Cable</th> <th>Preamp</th> <th>Aux</th> <th>APos</th> <th>TPos</th> <th>Remark</th> </tr> <tr> <th>Freq</th> <th>Level</th> <th>Line</th> <th>Margin</th> <th>Level</th> <th>Factor</th> <th>Loss</th> <th>Factor</th> <th>Factor</th> <th>cm</th> <th>deg</th> </tr> <tr> <th>MHz</th> <th>dBuV/m</th> <th>dBuV/m</th> <th>dB</th> <th>dBuV</th> <th>dB/m</th> <th>dB</th> <th>dB</th> <th>dB</th> <th>cm</th> <th>deg</th> </tr> </thead> <tbody> <tr> <td>1 5725.19</td> <td>59.88</td> <td>68.30</td> <td>-8.42</td> <td>43.78</td> <td>34.58</td> <td>11.31</td> <td>29.79</td> <td>0.00</td> <td>102</td> <td>118</td> </tr> </tbody> </table>	Limit	Read	Ant	Cable	Preamp	Aux	APos	TPos	Remark	Freq	Level	Line	Margin	Level	Factor	Loss	Factor	Factor	cm	deg	MHz	dBuV/m	dBuV/m	dB	dBuV	dB/m	dB	dB	dB	cm	deg	1 5725.19	59.88	68.30	-8.42	43.78	34.58	11.31	29.79	0.00	102	118	Blank
Limit	Read	Ant	Cable	Preamp	Aux	APos	TPos	Remark																																				
Freq	Level	Line	Margin	Level	Factor	Loss	Factor	Factor	cm	deg																																		
MHz	dBuV/m	dBuV/m	dB	dBuV	dB/m	dB	dB	dB	cm	deg																																		
1 5725.19	59.88	68.30	-8.42	43.78	34.58	11.31	29.79	0.00	102	118																																		



		25																																																																																															
<b>Mode</b>		Band Edge - L																																																																																															
		U-NII-2C_5.47-5.725_802.11be EHT40_CH134_Full RU_5670MHz																																																																																															
<b>ANT</b>		CDD 1+2																																																																																															
<b>Pol.</b>	Vertical	Fundamental																																																																																															
<b>Peak</b>	<table border="1"> <thead> <tr> <th>Limit</th> <th>Read</th> <th>Ant</th> <th>Cable</th> <th>Preamp</th> <th>Aux</th> <th>APos</th> <th>TPos</th> <th>Remark</th> </tr> <tr> <th>Freq</th> <th>Level</th> <th>Line Margin</th> <th>Level Factor</th> <th>Loss Factor</th> <th>Loss Factor</th> <th>Factor</th> <th>Factor</th> <th></th> </tr> <tr> <th>MHz</th> <th>dBuV/m</th> <th>dBuV/m</th> <th>dB</th> <th>dBuV</th> <th>dB/m</th> <th>dB</th> <th>dB</th> <th>cm</th> <th>deg</th> </tr> </thead> <tbody> <tr> <td>1</td> <td>5390.51</td> <td>56.00</td> <td>74.00</td> <td>-17.92</td> <td>40.36</td> <td>34.40</td> <td>10.88</td> <td>29.56</td> <td>0.00</td> <td>300</td> <td>65</td> <td>PEAK</td> </tr> <tr> <td>2</td> <td>5462.64</td> <td>56.72</td> <td>68.30</td> <td>-11.58</td> <td>40.90</td> <td>34.46</td> <td>10.98</td> <td>29.62</td> <td>0.00</td> <td>300</td> <td>65</td> <td>PEAK</td> </tr> </tbody> </table>	Limit	Read	Ant	Cable	Preamp	Aux	APos	TPos	Remark	Freq	Level	Line Margin	Level Factor	Loss Factor	Loss Factor	Factor	Factor		MHz	dBuV/m	dBuV/m	dB	dBuV	dB/m	dB	dB	cm	deg	1	5390.51	56.00	74.00	-17.92	40.36	34.40	10.88	29.56	0.00	300	65	PEAK	2	5462.64	56.72	68.30	-11.58	40.90	34.46	10.98	29.62	0.00	300	65	PEAK	<table border="1"> <thead> <tr> <th>Limit</th> <th>Read</th> <th>Ant</th> <th>Cable</th> <th>Preamp</th> <th>Aux</th> <th>APos</th> <th>TPos</th> <th>Remark</th> </tr> <tr> <th>Freq</th> <th>Level</th> <th>Line Margin</th> <th>Level Factor</th> <th>Loss Factor</th> <th>Loss Factor</th> <th>Factor</th> <th>Factor</th> <th></th> </tr> <tr> <th>MHz</th> <th>dBuV/m</th> <th>dBuV/m</th> <th>dB</th> <th>dBuV</th> <th>dB/m</th> <th>dB</th> <th>dB</th> <th>cm</th> <th>deg</th> </tr> </thead> <tbody> <tr> <td>1</td> <td>5670.00</td> <td>104.03</td> <td>-----</td> <td>-----</td> <td>88.11</td> <td>34.46</td> <td>11.24</td> <td>29.78</td> <td>0.00</td> <td>300</td> <td>65</td> <td>PEAK</td> </tr> </tbody> </table>	Limit	Read	Ant	Cable	Preamp	Aux	APos	TPos	Remark	Freq	Level	Line Margin	Level Factor	Loss Factor	Loss Factor	Factor	Factor		MHz	dBuV/m	dBuV/m	dB	dBuV	dB/m	dB	dB	cm	deg	1	5670.00	104.03	-----	-----	88.11	34.46	11.24	29.78	0.00	300	65	PEAK
	Limit	Read	Ant	Cable	Preamp	Aux	APos	TPos	Remark																																																																																								
Freq	Level	Line Margin	Level Factor	Loss Factor	Loss Factor	Factor	Factor																																																																																										
MHz	dBuV/m	dBuV/m	dB	dBuV	dB/m	dB	dB	cm	deg																																																																																								
1	5390.51	56.00	74.00	-17.92	40.36	34.40	10.88	29.56	0.00	300	65	PEAK																																																																																					
2	5462.64	56.72	68.30	-11.58	40.90	34.46	10.98	29.62	0.00	300	65	PEAK																																																																																					
Limit	Read	Ant	Cable	Preamp	Aux	APos	TPos	Remark																																																																																									
Freq	Level	Line Margin	Level Factor	Loss Factor	Loss Factor	Factor	Factor																																																																																										
MHz	dBuV/m	dBuV/m	dB	dBuV	dB/m	dB	dB	cm	deg																																																																																								
1	5670.00	104.03	-----	-----	88.11	34.46	11.24	29.78	0.00	300	65	PEAK																																																																																					
<b>Avg</b>	<table border="1"> <thead> <tr> <th>Limit</th> <th>Read</th> <th>Ant</th> <th>Cable</th> <th>Preamp</th> <th>Aux</th> <th>APos</th> <th>TPos</th> <th>Remark</th> </tr> <tr> <th>Freq</th> <th>Level</th> <th>Line Margin</th> <th>Level Factor</th> <th>Loss Factor</th> <th>Loss Factor</th> <th>Factor</th> <th>Factor</th> <th></th> </tr> <tr> <th>MHz</th> <th>dBuV/m</th> <th>dBuV/m</th> <th>dB</th> <th>dBuV</th> <th>dB/m</th> <th>dB</th> <th>dB</th> <th>cm</th> <th>deg</th> </tr> </thead> <tbody> <tr> <td>1</td> <td>5458.57</td> <td>44.74</td> <td>54.00</td> <td>-9.26</td> <td>28.92</td> <td>34.46</td> <td>10.98</td> <td>29.62</td> <td>0.00</td> <td>300</td> <td>65</td> <td>AVERAGE</td> </tr> </tbody> </table>	Limit	Read	Ant	Cable	Preamp	Aux	APos	TPos	Remark	Freq	Level	Line Margin	Level Factor	Loss Factor	Loss Factor	Factor	Factor		MHz	dBuV/m	dBuV/m	dB	dBuV	dB/m	dB	dB	cm	deg	1	5458.57	44.74	54.00	-9.26	28.92	34.46	10.98	29.62	0.00	300	65	AVERAGE	<table border="1"> <thead> <tr> <th>Limit</th> <th>Read</th> <th>Ant</th> <th>Cable</th> <th>Preamp</th> <th>Aux</th> <th>APos</th> <th>TPos</th> <th>Remark</th> </tr> <tr> <th>Freq</th> <th>Level</th> <th>Line Margin</th> <th>Level Factor</th> <th>Loss Factor</th> <th>Loss Factor</th> <th>Factor</th> <th>Factor</th> <th></th> </tr> <tr> <th>MHz</th> <th>dBuV/m</th> <th>dBuV/m</th> <th>dB</th> <th>dBuV</th> <th>dB/m</th> <th>dB</th> <th>dB</th> <th>cm</th> <th>deg</th> </tr> </thead> <tbody> <tr> <td>1</td> <td>5670.00</td> <td>94.44</td> <td>-----</td> <td>-----</td> <td>78.49</td> <td>34.48</td> <td>11.26</td> <td>29.79</td> <td>0.00</td> <td>300</td> <td>65</td> <td>AVERAGE</td> </tr> </tbody> </table>	Limit	Read	Ant	Cable	Preamp	Aux	APos	TPos	Remark	Freq	Level	Line Margin	Level Factor	Loss Factor	Loss Factor	Factor	Factor		MHz	dBuV/m	dBuV/m	dB	dBuV	dB/m	dB	dB	cm	deg	1	5670.00	94.44	-----	-----	78.49	34.48	11.26	29.79	0.00	300	65	AVERAGE													
	Limit	Read	Ant	Cable	Preamp	Aux	APos	TPos	Remark																																																																																								
Freq	Level	Line Margin	Level Factor	Loss Factor	Loss Factor	Factor	Factor																																																																																										
MHz	dBuV/m	dBuV/m	dB	dBuV	dB/m	dB	dB	cm	deg																																																																																								
1	5458.57	44.74	54.00	-9.26	28.92	34.46	10.98	29.62	0.00	300	65	AVERAGE																																																																																					
Limit	Read	Ant	Cable	Preamp	Aux	APos	TPos	Remark																																																																																									
Freq	Level	Line Margin	Level Factor	Loss Factor	Loss Factor	Factor	Factor																																																																																										
MHz	dBuV/m	dBuV/m	dB	dBuV	dB/m	dB	dB	cm	deg																																																																																								
1	5670.00	94.44	-----	-----	78.49	34.48	11.26	29.79	0.00	300	65	AVERAGE																																																																																					



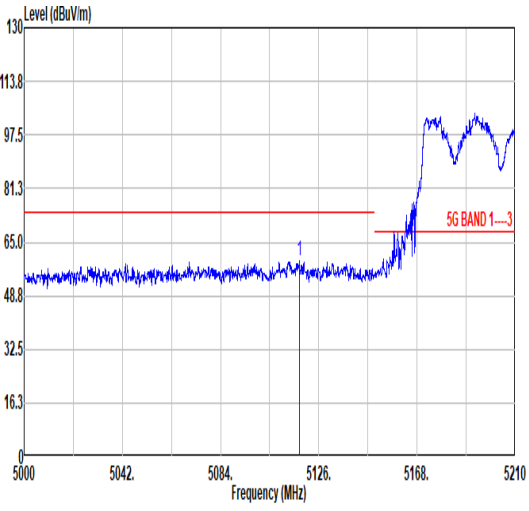
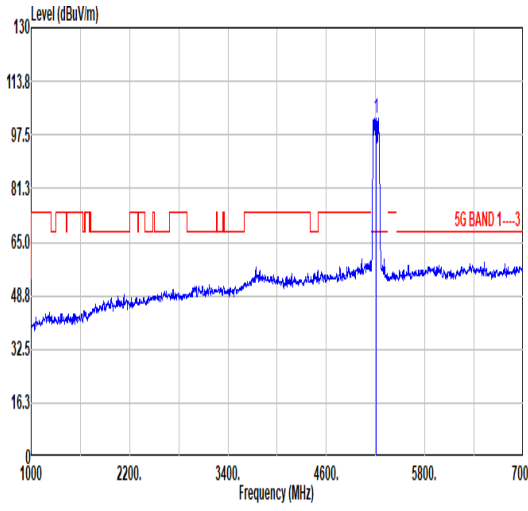
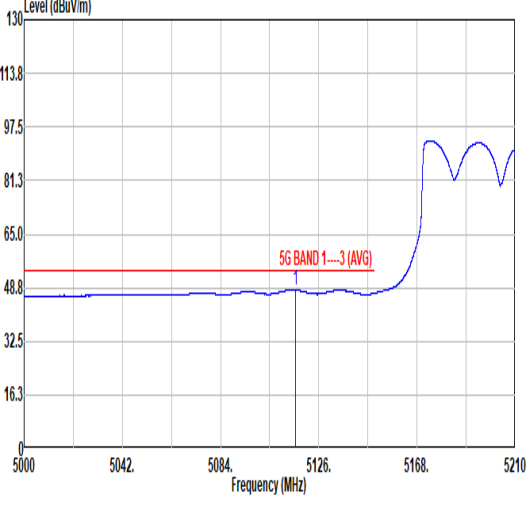
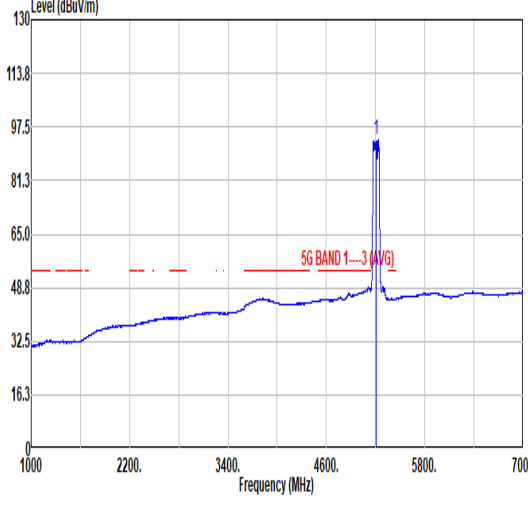


Mode	25																																							
	Band Edge - R																																							
	U-NII-2C_5.47-5.725_802.11be EHT40_CH134_Full RU_5670MHz																																							
ANT	CDD 1+2																																							
Pol.	Vertical	Fundamental																																						
Peak	<p>Level (dBuV/m)</p> <p>Frequency (MHz)</p> <p>5G BAND 1---3</p> <table border="1"> <thead> <tr> <th>Limit</th> <th>Read</th> <th>Ant</th> <th>Cable</th> <th>Preamp</th> <th>Aux</th> <th>APos</th> <th>TPos</th> <th>Remark</th> </tr> <tr> <th>Freq</th> <th>Level</th> <th>Line</th> <th>Margin</th> <th>Level</th> <th>Factor</th> <th>Loss</th> <th>Factor</th> <th>Factor</th> </tr> <tr> <th>MHz</th> <th>dBuV/m</th> <th>dBuV/m</th> <th>dB</th> <th>dBuV</th> <th>dB/m</th> <th>dB</th> <th>dB</th> <th>cm</th> <th>deg</th> </tr> </thead> <tbody> <tr> <td>1 5725.19</td> <td>57.69</td> <td>68.30</td> <td>-10.61</td> <td>41.59</td> <td>34.58</td> <td>11.31</td> <td>29.79</td> <td>0.00</td> <td>300 65 PEAK</td> </tr> </tbody> </table>	Limit	Read	Ant	Cable	Preamp	Aux	APos	TPos	Remark	Freq	Level	Line	Margin	Level	Factor	Loss	Factor	Factor	MHz	dBuV/m	dBuV/m	dB	dBuV	dB/m	dB	dB	cm	deg	1 5725.19	57.69	68.30	-10.61	41.59	34.58	11.31	29.79	0.00	300 65 PEAK	Blank
Limit	Read	Ant	Cable	Preamp	Aux	APos	TPos	Remark																																
Freq	Level	Line	Margin	Level	Factor	Loss	Factor	Factor																																
MHz	dBuV/m	dBuV/m	dB	dBuV	dB/m	dB	dB	cm	deg																															
1 5725.19	57.69	68.30	-10.61	41.59	34.58	11.31	29.79	0.00	300 65 PEAK																															



Mode	25																																																																																	
	Harmonic																																																																																	
	U-NII-2C_5.47-5.725_802.11be EHT40_CH134_Full RU_5670MHz																																																																																	
ANT	CDD 1+2																																																																																	
Pol.	Horizontal	Vertical																																																																																
Peak																																																																																		
Avg	<table border="1"> <thead> <tr> <th>Limit</th> <th>Read</th> <th>Ant</th> <th>Cable</th> <th>Preamp</th> <th>Aux</th> <th>APos</th> <th>TPos</th> <th>Remark</th> </tr> <tr> <th>Freq</th> <th>Level</th> <th>Line Margin</th> <th>Level</th> <th>Factor</th> <th>Loss Factor</th> <th>Factor</th> <th></th> <th></th> </tr> <tr> <th>MHz</th> <th>dBuV/m</th> <th>dBuV/m</th> <th>dB</th> <th>dBuV</th> <th>dB/m</th> <th>dB</th> <th>dB</th> <th>cm</th> <th>deg</th> </tr> </thead> <tbody> <tr> <td>1 11340.00</td> <td>46.07</td> <td>74.00</td> <td>-27.93</td> <td>57.43</td> <td>38.11</td> <td>16.07</td> <td>65.54</td> <td>0.00</td> <td>100</td> <td>360</td> <td>PEAK</td> </tr> </tbody> </table>	Limit	Read	Ant	Cable	Preamp	Aux	APos	TPos	Remark	Freq	Level	Line Margin	Level	Factor	Loss Factor	Factor			MHz	dBuV/m	dBuV/m	dB	dBuV	dB/m	dB	dB	cm	deg	1 11340.00	46.07	74.00	-27.93	57.43	38.11	16.07	65.54	0.00	100	360	PEAK	<table border="1"> <thead> <tr> <th>Limit</th> <th>Read</th> <th>Ant</th> <th>Cable</th> <th>Preamp</th> <th>Aux</th> <th>APos</th> <th>TPos</th> <th>Remark</th> </tr> <tr> <th>Freq</th> <th>Level</th> <th>Line Margin</th> <th>Level</th> <th>Factor</th> <th>Loss Factor</th> <th>Factor</th> <th></th> <th></th> </tr> <tr> <th>MHz</th> <th>dBuV/m</th> <th>dBuV/m</th> <th>dB</th> <th>dBuV</th> <th>dB/m</th> <th>dB</th> <th>dB</th> <th>cm</th> <th>deg</th> </tr> </thead> <tbody> <tr> <td>1 11340.00</td> <td>47.09</td> <td>74.00</td> <td>-26.91</td> <td>58.45</td> <td>38.11</td> <td>16.07</td> <td>65.54</td> <td>0.00</td> <td>100</td> <td>0</td> <td>PEAK</td> </tr> </tbody> </table>	Limit	Read	Ant	Cable	Preamp	Aux	APos	TPos	Remark	Freq	Level	Line Margin	Level	Factor	Loss Factor	Factor			MHz	dBuV/m	dBuV/m	dB	dBuV	dB/m	dB	dB	cm	deg	1 11340.00	47.09	74.00	-26.91	58.45	38.11	16.07	65.54	0.00	100	0	PEAK
Limit	Read	Ant	Cable	Preamp	Aux	APos	TPos	Remark																																																																										
Freq	Level	Line Margin	Level	Factor	Loss Factor	Factor																																																																												
MHz	dBuV/m	dBuV/m	dB	dBuV	dB/m	dB	dB	cm	deg																																																																									
1 11340.00	46.07	74.00	-27.93	57.43	38.11	16.07	65.54	0.00	100	360	PEAK																																																																							
Limit	Read	Ant	Cable	Preamp	Aux	APos	TPos	Remark																																																																										
Freq	Level	Line Margin	Level	Factor	Loss Factor	Factor																																																																												
MHz	dBuV/m	dBuV/m	dB	dBuV	dB/m	dB	dB	cm	deg																																																																									
1 11340.00	47.09	74.00	-26.91	58.45	38.11	16.07	65.54	0.00	100	0	PEAK																																																																							

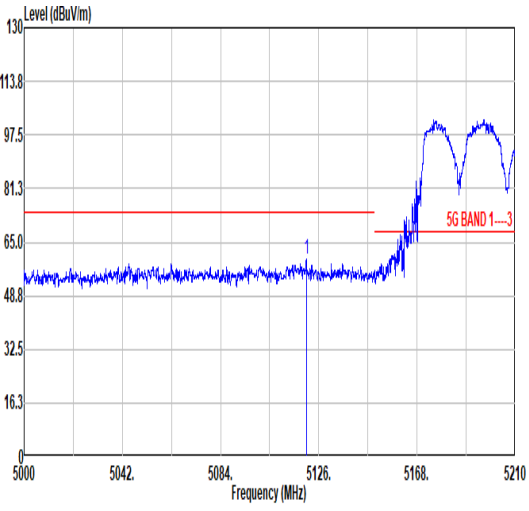
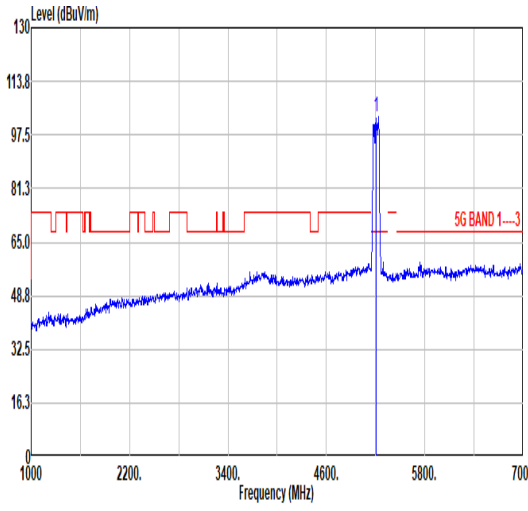
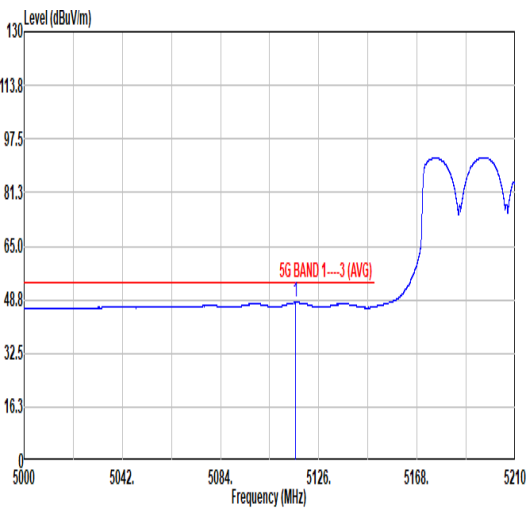
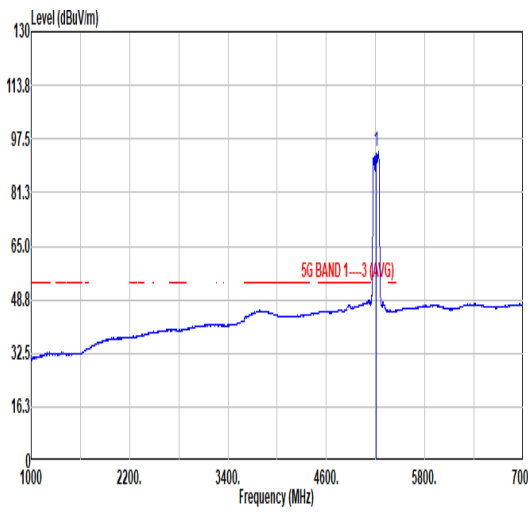


		26																																																																										
Mode	Band Edge - L																																																																											
	U-NII-1_5.15-5.25_802.11be EHT80_CH42_Full RU_5210MHz																																																																											
ANT	CDD 1+2																																																																											
Pol.	Horizontal	Fundamental																																																																										
Peak	 <p>Level (dBuV/m) vs Frequency (MHz) for Horizontal polarization. The plot shows a blue signal line with a red limit line at 65.0 dBuV/m. A peak is observed at 5117.71 MHz.</p> <table border="1"> <thead> <tr> <th>Limit</th> <th>Read</th> <th>Ant</th> <th>Cable</th> <th>Preamp</th> <th>Aux</th> <th>APos</th> <th>TPos</th> </tr> <tr> <th>Freq</th> <th>Level</th> <th>Line</th> <th>Margin</th> <th>Level</th> <th>Factor</th> <th>Loss</th> <th>Factor</th> </tr> <tr> <th>MHz</th> <th>dBuV/m</th> <th>dBuV/m</th> <th>dB</th> <th>dBuV</th> <th>dB/m</th> <th>dB</th> <th>dB</th> </tr> </thead> <tbody> <tr> <td>1</td> <td>5117.71</td> <td>59.55</td> <td>74.00</td> <td>-14.45</td> <td>43.88</td> <td>34.34</td> <td>10.61</td> <td>29.28</td> <td>0.00</td> <td>111</td> <td>120</td> <td>PEAK</td> </tr> </tbody> </table>	Limit	Read	Ant	Cable	Preamp	Aux	APos	TPos	Freq	Level	Line	Margin	Level	Factor	Loss	Factor	MHz	dBuV/m	dBuV/m	dB	dBuV	dB/m	dB	dB	1	5117.71	59.55	74.00	-14.45	43.88	34.34	10.61	29.28	0.00	111	120	PEAK	 <p>Level (dBuV/m) vs Frequency (MHz) for Fundamental polarization. The plot shows a blue signal line with a red limit line at 65.0 dBuV/m. A sharp peak is observed at 5210.00 MHz.</p> <table border="1"> <thead> <tr> <th>Limit</th> <th>Read</th> <th>Ant</th> <th>Cable</th> <th>Preamp</th> <th>Aux</th> <th>APos</th> <th>TPos</th> </tr> <tr> <th>Freq</th> <th>Level</th> <th>Line</th> <th>Margin</th> <th>Level</th> <th>Factor</th> <th>Loss</th> <th>Factor</th> </tr> <tr> <th>MHz</th> <th>dBuV/m</th> <th>dBuV/m</th> <th>dB</th> <th>dBuV</th> <th>dB/m</th> <th>dB</th> <th>dB</th> </tr> </thead> <tbody> <tr> <td>1</td> <td>5210.00</td> <td>102.45</td> <td>-----</td> <td>-----</td> <td>86.68</td> <td>34.48</td> <td>10.64</td> <td>29.35</td> <td>0.00</td> <td>111</td> <td>120</td> <td>PEAK</td> </tr> </tbody> </table>	Limit	Read	Ant	Cable	Preamp	Aux	APos	TPos	Freq	Level	Line	Margin	Level	Factor	Loss	Factor	MHz	dBuV/m	dBuV/m	dB	dBuV	dB/m	dB	dB	1	5210.00	102.45	-----	-----	86.68	34.48	10.64	29.35	0.00	111	120	PEAK
	Limit	Read	Ant	Cable	Preamp	Aux	APos	TPos																																																																				
Freq	Level	Line	Margin	Level	Factor	Loss	Factor																																																																					
MHz	dBuV/m	dBuV/m	dB	dBuV	dB/m	dB	dB																																																																					
1	5117.71	59.55	74.00	-14.45	43.88	34.34	10.61	29.28	0.00	111	120	PEAK																																																																
Limit	Read	Ant	Cable	Preamp	Aux	APos	TPos																																																																					
Freq	Level	Line	Margin	Level	Factor	Loss	Factor																																																																					
MHz	dBuV/m	dBuV/m	dB	dBuV	dB/m	dB	dB																																																																					
1	5210.00	102.45	-----	-----	86.68	34.48	10.64	29.35	0.00	111	120	PEAK																																																																
Avg	 <p>Level (dBuV/m) vs Frequency (MHz) for Horizontal polarization. The plot shows a blue signal line with a red limit line at 48.8 dBuV/m. A peak is observed at 5115.98 MHz.</p> <table border="1"> <thead> <tr> <th>Limit</th> <th>Read</th> <th>Ant</th> <th>Cable</th> <th>Preamp</th> <th>Aux</th> <th>APos</th> <th>TPos</th> </tr> <tr> <th>Freq</th> <th>Level</th> <th>Line</th> <th>Margin</th> <th>Level</th> <th>Factor</th> <th>Loss</th> <th>Factor</th> </tr> <tr> <th>MHz</th> <th>dBuV/m</th> <th>dBuV/m</th> <th>dB</th> <th>dBuV</th> <th>dB/m</th> <th>dB</th> <th>dB</th> </tr> </thead> <tbody> <tr> <td>1</td> <td>5115.98</td> <td>48.16</td> <td>54.00</td> <td>-5.84</td> <td>32.50</td> <td>34.33</td> <td>10.61</td> <td>29.28</td> <td>0.00</td> <td>111</td> <td>120</td> <td>AVERAGE</td> </tr> </tbody> </table>	Limit	Read	Ant	Cable	Preamp	Aux	APos	TPos	Freq	Level	Line	Margin	Level	Factor	Loss	Factor	MHz	dBuV/m	dBuV/m	dB	dBuV	dB/m	dB	dB	1	5115.98	48.16	54.00	-5.84	32.50	34.33	10.61	29.28	0.00	111	120	AVERAGE	 <p>Level (dBuV/m) vs Frequency (MHz) for Fundamental polarization. The plot shows a blue signal line with a red limit line at 48.8 dBuV/m. A sharp peak is observed at 5210.00 MHz.</p> <table border="1"> <thead> <tr> <th>Limit</th> <th>Read</th> <th>Ant</th> <th>Cable</th> <th>Preamp</th> <th>Aux</th> <th>APos</th> <th>TPos</th> </tr> <tr> <th>Freq</th> <th>Level</th> <th>Line</th> <th>Margin</th> <th>Level</th> <th>Factor</th> <th>Loss</th> <th>Factor</th> </tr> <tr> <th>MHz</th> <th>dBuV/m</th> <th>dBuV/m</th> <th>dB</th> <th>dBuV</th> <th>dB/m</th> <th>dB</th> <th>dB</th> </tr> </thead> <tbody> <tr> <td>1</td> <td>5210.00</td> <td>93.46</td> <td>-----</td> <td>-----</td> <td>77.68</td> <td>34.50</td> <td>10.68</td> <td>29.40</td> <td>0.00</td> <td>111</td> <td>120</td> <td>AVERAGE</td> </tr> </tbody> </table>	Limit	Read	Ant	Cable	Preamp	Aux	APos	TPos	Freq	Level	Line	Margin	Level	Factor	Loss	Factor	MHz	dBuV/m	dBuV/m	dB	dBuV	dB/m	dB	dB	1	5210.00	93.46	-----	-----	77.68	34.50	10.68	29.40	0.00	111	120	AVERAGE
Limit	Read	Ant	Cable	Preamp	Aux	APos	TPos																																																																					
Freq	Level	Line	Margin	Level	Factor	Loss	Factor																																																																					
MHz	dBuV/m	dBuV/m	dB	dBuV	dB/m	dB	dB																																																																					
1	5115.98	48.16	54.00	-5.84	32.50	34.33	10.61	29.28	0.00	111	120	AVERAGE																																																																
Limit	Read	Ant	Cable	Preamp	Aux	APos	TPos																																																																					
Freq	Level	Line	Margin	Level	Factor	Loss	Factor																																																																					
MHz	dBuV/m	dBuV/m	dB	dBuV	dB/m	dB	dB																																																																					
1	5210.00	93.46	-----	-----	77.68	34.50	10.68	29.40	0.00	111	120	AVERAGE																																																																



Mode	26																																													
	Band Edge - R																																													
	U-NII-1_5.15-5.25_802.11be EHT80_CH42_Full RU_5210MHz																																													
ANT	CDD 1+2																																													
Pol.	Horizontal	Fundamental																																												
Peak	<table border="1" data-bbox="268 1131 778 1254"> <thead> <tr> <th></th> <th>Limit</th> <th>Read</th> <th>Ant</th> <th>Cable</th> <th>Preamp</th> <th>Aux</th> <th>APos</th> <th>TPos</th> <th></th> </tr> <tr> <th>Freq</th> <th>Level</th> <th>Line</th> <th>Level</th> <th>Factor</th> <th>Loss</th> <th>Factor</th> <th>Factor</th> <th></th> <th>Remark</th> </tr> <tr> <th></th> <th>MHz</th> <th>dBuV/m</th> <th>dBuV/m</th> <th>dB</th> <th>dBuV</th> <th>dB/m</th> <th>dB</th> <th>dB</th> <th>cm</th> <th>deg</th> </tr> </thead> <tbody> <tr> <td>1</td> <td>5388.13</td> <td>56.11</td> <td>74.00</td> <td>-17.89</td> <td>40.29</td> <td>34.50</td> <td>10.88</td> <td>29.56</td> <td>0.00</td> <td>111</td> <td>120</td> <td>PEAK</td> </tr> </tbody> </table>		Limit	Read	Ant	Cable	Preamp	Aux	APos	TPos		Freq	Level	Line	Level	Factor	Loss	Factor	Factor		Remark		MHz	dBuV/m	dBuV/m	dB	dBuV	dB/m	dB	dB	cm	deg	1	5388.13	56.11	74.00	-17.89	40.29	34.50	10.88	29.56	0.00	111	120	PEAK	Blank
	Limit	Read	Ant	Cable	Preamp	Aux	APos	TPos																																						
Freq	Level	Line	Level	Factor	Loss	Factor	Factor		Remark																																					
	MHz	dBuV/m	dBuV/m	dB	dBuV	dB/m	dB	dB	cm	deg																																				
1	5388.13	56.11	74.00	-17.89	40.29	34.50	10.88	29.56	0.00	111	120	PEAK																																		
Avg	<table border="1" data-bbox="268 1803 778 1926"> <thead> <tr> <th></th> <th>Limit</th> <th>Read</th> <th>Ant</th> <th>Cable</th> <th>Preamp</th> <th>Aux</th> <th>APos</th> <th>TPos</th> <th></th> </tr> <tr> <th>Freq</th> <th>Level</th> <th>Line</th> <th>Level</th> <th>Factor</th> <th>Loss</th> <th>Factor</th> <th>Factor</th> <th></th> <th>Remark</th> </tr> <tr> <th></th> <th>MHz</th> <th>dBuV/m</th> <th>dBuV/m</th> <th>dB</th> <th>dBuV</th> <th>dB/m</th> <th>dB</th> <th>dB</th> <th>cm</th> <th>deg</th> </tr> </thead> <tbody> <tr> <td>1</td> <td>5459.13</td> <td>44.78</td> <td>54.00</td> <td>-9.22</td> <td>28.89</td> <td>34.53</td> <td>10.98</td> <td>29.62</td> <td>0.00</td> <td>111</td> <td>120</td> <td>AVERAGE</td> </tr> </tbody> </table>		Limit	Read	Ant	Cable	Preamp	Aux	APos	TPos		Freq	Level	Line	Level	Factor	Loss	Factor	Factor		Remark		MHz	dBuV/m	dBuV/m	dB	dBuV	dB/m	dB	dB	cm	deg	1	5459.13	44.78	54.00	-9.22	28.89	34.53	10.98	29.62	0.00	111	120	AVERAGE	Blank
	Limit	Read	Ant	Cable	Preamp	Aux	APos	TPos																																						
Freq	Level	Line	Level	Factor	Loss	Factor	Factor		Remark																																					
	MHz	dBuV/m	dBuV/m	dB	dBuV	dB/m	dB	dB	cm	deg																																				
1	5459.13	44.78	54.00	-9.22	28.89	34.53	10.98	29.62	0.00	111	120	AVERAGE																																		

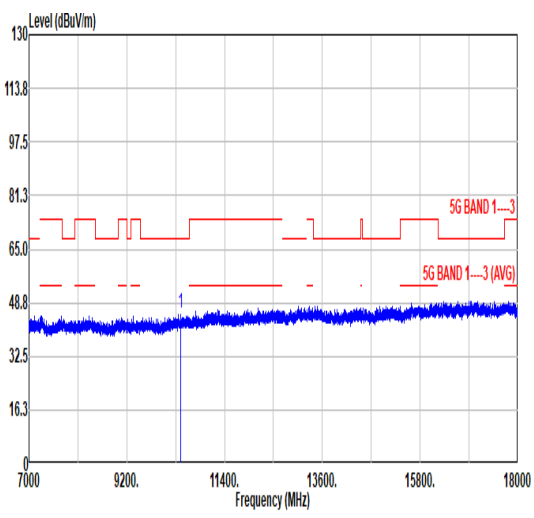
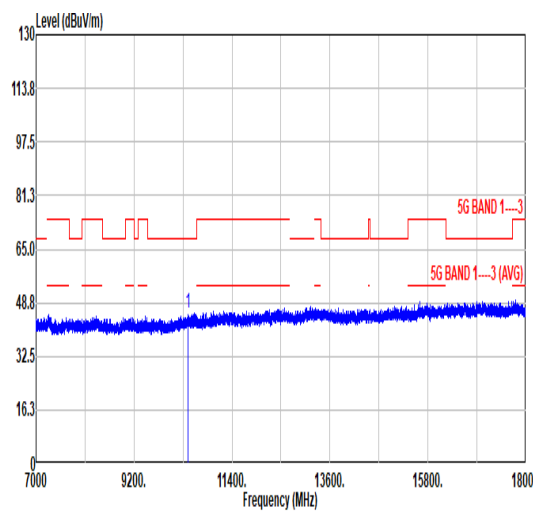


Mode	26																																																																									
	Band Edge - L																																																																									
	U-NII-1_5.15-5.25_802.11be EHT80_CH42_Full RU_5210MHz																																																																									
ANT	CDD 1+2																																																																									
Pol.	Vertical	Fundamental																																																																								
Peak	 <table border="1"> <thead> <tr> <th>Limit</th> <th>Read</th> <th>Ant</th> <th>Cable</th> <th>Preamp</th> <th>Aux</th> <th>APos</th> <th>TPos</th> </tr> <tr> <th>Freq</th> <th>Level</th> <th>Line Margin</th> <th>Level Factor</th> <th>Loss Factor</th> <th>Factor</th> <th></th> <th>Remark</th> </tr> <tr> <th>MHz</th> <th>dBuV/m</th> <th>dBuV/m</th> <th>dB</th> <th>dBuV</th> <th>dB/m</th> <th>dB</th> <th>dB</th> </tr> </thead> <tbody> <tr> <td>1</td> <td>5120.65</td> <td>59.74</td> <td>74.00</td> <td>-14.26</td> <td>44.07</td> <td>34.34</td> <td>10.61</td> <td>29.28</td> <td>0.00</td> <td>296</td> <td>74 PEAK</td> </tr> </tbody> </table>	Limit	Read	Ant	Cable	Preamp	Aux	APos	TPos	Freq	Level	Line Margin	Level Factor	Loss Factor	Factor		Remark	MHz	dBuV/m	dBuV/m	dB	dBuV	dB/m	dB	dB	1	5120.65	59.74	74.00	-14.26	44.07	34.34	10.61	29.28	0.00	296	74 PEAK	 <table border="1"> <thead> <tr> <th>Limit</th> <th>Read</th> <th>Ant</th> <th>Cable</th> <th>Preamp</th> <th>Aux</th> <th>APos</th> <th>TPos</th> </tr> <tr> <th>Freq</th> <th>Level</th> <th>Line Margin</th> <th>Level Factor</th> <th>Loss Factor</th> <th>Factor</th> <th></th> <th>Remark</th> </tr> <tr> <th>MHz</th> <th>dBuV/m</th> <th>dBuV/m</th> <th>dB</th> <th>dBuV</th> <th>dB/m</th> <th>dB</th> <th>dB</th> </tr> </thead> <tbody> <tr> <td>1</td> <td>5210.00</td> <td>103.03</td> <td>-----</td> <td>-----</td> <td>87.25</td> <td>34.50</td> <td>10.68</td> <td>29.40</td> <td>0.00</td> <td>296</td> <td>74 PEAK</td> </tr> </tbody> </table>	Limit	Read	Ant	Cable	Preamp	Aux	APos	TPos	Freq	Level	Line Margin	Level Factor	Loss Factor	Factor		Remark	MHz	dBuV/m	dBuV/m	dB	dBuV	dB/m	dB	dB	1	5210.00	103.03	-----	-----	87.25	34.50	10.68	29.40	0.00	296	74 PEAK
	Limit	Read	Ant	Cable	Preamp	Aux	APos	TPos																																																																		
Freq	Level	Line Margin	Level Factor	Loss Factor	Factor		Remark																																																																			
MHz	dBuV/m	dBuV/m	dB	dBuV	dB/m	dB	dB																																																																			
1	5120.65	59.74	74.00	-14.26	44.07	34.34	10.61	29.28	0.00	296	74 PEAK																																																															
Limit	Read	Ant	Cable	Preamp	Aux	APos	TPos																																																																			
Freq	Level	Line Margin	Level Factor	Loss Factor	Factor		Remark																																																																			
MHz	dBuV/m	dBuV/m	dB	dBuV	dB/m	dB	dB																																																																			
1	5210.00	103.03	-----	-----	87.25	34.50	10.68	29.40	0.00	296	74 PEAK																																																															
Avg	 <table border="1"> <thead> <tr> <th>Limit</th> <th>Read</th> <th>Ant</th> <th>Cable</th> <th>Preamp</th> <th>Aux</th> <th>APos</th> <th>TPos</th> </tr> <tr> <th>Freq</th> <th>Level</th> <th>Line Margin</th> <th>Level Factor</th> <th>Loss Factor</th> <th>Factor</th> <th></th> <th>Remark</th> </tr> <tr> <th>MHz</th> <th>dBuV/m</th> <th>dBuV/m</th> <th>dB</th> <th>dBuV</th> <th>dB/m</th> <th>dB</th> <th>dB</th> </tr> </thead> <tbody> <tr> <td>1</td> <td>5116.03</td> <td>47.92</td> <td>54.00</td> <td>-6.08</td> <td>32.26</td> <td>34.33</td> <td>10.61</td> <td>29.28</td> <td>0.00</td> <td>296</td> <td>74 AVERAGE</td> </tr> </tbody> </table>	Limit	Read	Ant	Cable	Preamp	Aux	APos	TPos	Freq	Level	Line Margin	Level Factor	Loss Factor	Factor		Remark	MHz	dBuV/m	dBuV/m	dB	dBuV	dB/m	dB	dB	1	5116.03	47.92	54.00	-6.08	32.26	34.33	10.61	29.28	0.00	296	74 AVERAGE	 <table border="1"> <thead> <tr> <th>Limit</th> <th>Read</th> <th>Ant</th> <th>Cable</th> <th>Preamp</th> <th>Aux</th> <th>APos</th> <th>TPos</th> </tr> <tr> <th>Freq</th> <th>Level</th> <th>Line Margin</th> <th>Level Factor</th> <th>Loss Factor</th> <th>Factor</th> <th></th> <th>Remark</th> </tr> <tr> <th>MHz</th> <th>dBuV/m</th> <th>dBuV/m</th> <th>dB</th> <th>dBuV</th> <th>dB/m</th> <th>dB</th> <th>dB</th> </tr> </thead> <tbody> <tr> <td>1</td> <td>5210.00</td> <td>93.71</td> <td>-----</td> <td>-----</td> <td>77.93</td> <td>34.50</td> <td>10.68</td> <td>29.40</td> <td>0.00</td> <td>296</td> <td>74 AVERAGE</td> </tr> </tbody> </table>	Limit	Read	Ant	Cable	Preamp	Aux	APos	TPos	Freq	Level	Line Margin	Level Factor	Loss Factor	Factor		Remark	MHz	dBuV/m	dBuV/m	dB	dBuV	dB/m	dB	dB	1	5210.00	93.71	-----	-----	77.93	34.50	10.68	29.40	0.00	296	74 AVERAGE
Limit	Read	Ant	Cable	Preamp	Aux	APos	TPos																																																																			
Freq	Level	Line Margin	Level Factor	Loss Factor	Factor		Remark																																																																			
MHz	dBuV/m	dBuV/m	dB	dBuV	dB/m	dB	dB																																																																			
1	5116.03	47.92	54.00	-6.08	32.26	34.33	10.61	29.28	0.00	296	74 AVERAGE																																																															
Limit	Read	Ant	Cable	Preamp	Aux	APos	TPos																																																																			
Freq	Level	Line Margin	Level Factor	Loss Factor	Factor		Remark																																																																			
MHz	dBuV/m	dBuV/m	dB	dBuV	dB/m	dB	dB																																																																			
1	5210.00	93.71	-----	-----	77.93	34.50	10.68	29.40	0.00	296	74 AVERAGE																																																															



Mode	26																																								
	Band Edge - R																																								
	U-NII-1_5.15-5.25_802.11be EHT80_CH42_Full RU_5210MHz																																								
ANT	CDD 1+2																																								
Pol.	Vertical	Fundamental																																							
Peak	<table border="1" data-bbox="268 1131 778 1254"> <thead> <tr> <th>Limit</th> <th>Read</th> <th>Ant</th> <th>Cable</th> <th>Preamp</th> <th>Aux</th> <th>APos</th> <th>TPos</th> <th>Remark</th> </tr> <tr> <th>Freq</th> <th>Level</th> <th>Line</th> <th>Margin</th> <th>Level</th> <th>Factor</th> <th>Loss</th> <th>Factor</th> <th>Factor</th> </tr> <tr> <th>MHz</th> <th>dBuV/m</th> <th>dBuV/m</th> <th>dB</th> <th>dBuV</th> <th>dB/m</th> <th>dB</th> <th>dB</th> <th>cm</th> <th>deg</th> </tr> </thead> <tbody> <tr> <td>1 5388.63</td> <td>55.60</td> <td>74.00</td> <td>-18.40</td> <td>39.78</td> <td>34.50</td> <td>10.87</td> <td>29.55</td> <td>0.00</td> <td>296</td> <td>74 PEAK</td> </tr> </tbody> </table>	Limit	Read	Ant	Cable	Preamp	Aux	APos	TPos	Remark	Freq	Level	Line	Margin	Level	Factor	Loss	Factor	Factor	MHz	dBuV/m	dBuV/m	dB	dBuV	dB/m	dB	dB	cm	deg	1 5388.63	55.60	74.00	-18.40	39.78	34.50	10.87	29.55	0.00	296	74 PEAK	Blank
Limit	Read	Ant	Cable	Preamp	Aux	APos	TPos	Remark																																	
Freq	Level	Line	Margin	Level	Factor	Loss	Factor	Factor																																	
MHz	dBuV/m	dBuV/m	dB	dBuV	dB/m	dB	dB	cm	deg																																
1 5388.63	55.60	74.00	-18.40	39.78	34.50	10.87	29.55	0.00	296	74 PEAK																															
Avg	<table border="1" data-bbox="268 1803 778 1926"> <thead> <tr> <th>Limit</th> <th>Read</th> <th>Ant</th> <th>Cable</th> <th>Preamp</th> <th>Aux</th> <th>APos</th> <th>TPos</th> <th>Remark</th> </tr> <tr> <th>Freq</th> <th>Level</th> <th>Line</th> <th>Margin</th> <th>Level</th> <th>Factor</th> <th>Loss</th> <th>Factor</th> <th>Factor</th> </tr> <tr> <th>MHz</th> <th>dBuV/m</th> <th>dBuV/m</th> <th>dB</th> <th>dBuV</th> <th>dB/m</th> <th>dB</th> <th>dB</th> <th>cm</th> <th>deg</th> </tr> </thead> <tbody> <tr> <td>1 5457.88</td> <td>44.69</td> <td>54.00</td> <td>-9.31</td> <td>28.80</td> <td>34.53</td> <td>10.98</td> <td>29.62</td> <td>0.00</td> <td>296</td> <td>74 AVERAGE</td> </tr> </tbody> </table>	Limit	Read	Ant	Cable	Preamp	Aux	APos	TPos	Remark	Freq	Level	Line	Margin	Level	Factor	Loss	Factor	Factor	MHz	dBuV/m	dBuV/m	dB	dBuV	dB/m	dB	dB	cm	deg	1 5457.88	44.69	54.00	-9.31	28.80	34.53	10.98	29.62	0.00	296	74 AVERAGE	Blank
Limit	Read	Ant	Cable	Preamp	Aux	APos	TPos	Remark																																	
Freq	Level	Line	Margin	Level	Factor	Loss	Factor	Factor																																	
MHz	dBuV/m	dBuV/m	dB	dBuV	dB/m	dB	dB	cm	deg																																
1 5457.88	44.69	54.00	-9.31	28.80	34.53	10.98	29.62	0.00	296	74 AVERAGE																															



Mode	26																																																																																	
	Harmonic																																																																																	
	U-NII-1_5.15-5.25_802.11be EHT80_CH42_Full RU_5210MHz																																																																																	
ANT	CDD 1+2																																																																																	
Pol.	Horizontal	Vertical																																																																																
Peak																																																																																		
Avg	<table border="1"> <thead> <tr> <th>Limit</th> <th>Read</th> <th>Ant</th> <th>Cable</th> <th>Preamp</th> <th>Aux</th> <th>APos</th> <th>TPos</th> <th>Remark</th> </tr> <tr> <th>Freq</th> <th>Level</th> <th>Line Margin</th> <th>Level Factor</th> <th>Loss Factor</th> <th>Factor</th> <th></th> <th></th> <th></th> </tr> <tr> <th>MHz</th> <th>dBuV/m</th> <th>dBuV/m</th> <th>dB</th> <th>dBuV</th> <th>dB/m</th> <th>dB</th> <th>dB</th> <th>cm</th> <th>deg</th> </tr> </thead> <tbody> <tr> <td>1 10420.00</td> <td>45.83</td> <td>68.30</td> <td>-22.47</td> <td>59.26</td> <td>37.39</td> <td>15.59</td> <td>66.41</td> <td>0.00</td> <td>100</td> <td>360</td> <td>PEAK</td> </tr> </tbody> </table>	Limit	Read	Ant	Cable	Preamp	Aux	APos	TPos	Remark	Freq	Level	Line Margin	Level Factor	Loss Factor	Factor				MHz	dBuV/m	dBuV/m	dB	dBuV	dB/m	dB	dB	cm	deg	1 10420.00	45.83	68.30	-22.47	59.26	37.39	15.59	66.41	0.00	100	360	PEAK	<table border="1"> <thead> <tr> <th>Limit</th> <th>Read</th> <th>Ant</th> <th>Cable</th> <th>Preamp</th> <th>Aux</th> <th>APos</th> <th>TPos</th> <th>Remark</th> </tr> <tr> <th>Freq</th> <th>Level</th> <th>Line Margin</th> <th>Level Factor</th> <th>Loss Factor</th> <th>Factor</th> <th></th> <th></th> <th></th> </tr> <tr> <th>MHz</th> <th>dBuV/m</th> <th>dBuV/m</th> <th>dB</th> <th>dBuV</th> <th>dB/m</th> <th>dB</th> <th>dB</th> <th>cm</th> <th>deg</th> </tr> </thead> <tbody> <tr> <td>1 10420.00</td> <td>45.79</td> <td>68.30</td> <td>-22.51</td> <td>59.22</td> <td>37.39</td> <td>15.59</td> <td>66.41</td> <td>0.00</td> <td>100</td> <td>0</td> <td>PEAK</td> </tr> </tbody> </table>	Limit	Read	Ant	Cable	Preamp	Aux	APos	TPos	Remark	Freq	Level	Line Margin	Level Factor	Loss Factor	Factor				MHz	dBuV/m	dBuV/m	dB	dBuV	dB/m	dB	dB	cm	deg	1 10420.00	45.79	68.30	-22.51	59.22	37.39	15.59	66.41	0.00	100	0	PEAK
Limit	Read	Ant	Cable	Preamp	Aux	APos	TPos	Remark																																																																										
Freq	Level	Line Margin	Level Factor	Loss Factor	Factor																																																																													
MHz	dBuV/m	dBuV/m	dB	dBuV	dB/m	dB	dB	cm	deg																																																																									
1 10420.00	45.83	68.30	-22.47	59.26	37.39	15.59	66.41	0.00	100	360	PEAK																																																																							
Limit	Read	Ant	Cable	Preamp	Aux	APos	TPos	Remark																																																																										
Freq	Level	Line Margin	Level Factor	Loss Factor	Factor																																																																													
MHz	dBuV/m	dBuV/m	dB	dBuV	dB/m	dB	dB	cm	deg																																																																									
1 10420.00	45.79	68.30	-22.51	59.22	37.39	15.59	66.41	0.00	100	0	PEAK																																																																							



Mode	27																																																																																																																																	
	Band Edge - L																																																																																																																																	
	U-NII-2A_5.25-5.35_802.11be EHT80_CH58_Full RU_5290MHz																																																																																																																																	
ANT	CDD 1+2																																																																																																																																	
Pol.	Horizontal	Fundamental																																																																																																																																
Peak	<table border="1"> <thead> <tr> <th>Limit</th> <th>Read</th> <th>Ant</th> <th>Cable</th> <th>Preamp</th> <th>Aux</th> <th>APos</th> <th>TPos</th> </tr> <tr> <th>Freq</th> <th>Level</th> <th>Line</th> <th>Margin</th> <th>Level</th> <th>Factor</th> <th>Loss</th> <th>Factor</th> </tr> <tr> <th>MHz</th> <th>dBuV/m</th> <th>dBuV/m</th> <th>dB</th> <th>dBuV</th> <th>dB/m</th> <th>dB</th> <th>dB</th> </tr> </thead> <tbody> <tr> <td>1</td> <td>5100.21</td> <td>58.34</td> <td>74.00</td> <td>-15.66</td> <td>42.70</td> <td>34.30</td> <td>10.60</td> </tr> <tr> <td></td> <td></td> <td></td> <td></td> <td></td> <td>29.26</td> <td>0.00</td> <td>0.00</td> </tr> <tr> <td></td> <td></td> <td></td> <td></td> <td></td> <td></td> <td></td> <td>101</td> </tr> <tr> <td></td> <td></td> <td></td> <td></td> <td></td> <td></td> <td></td> <td>119</td> </tr> <tr> <td></td> <td></td> <td></td> <td></td> <td></td> <td></td> <td></td> <td>PEAK</td> </tr> </tbody> </table>	Limit	Read	Ant	Cable	Preamp	Aux	APos	TPos	Freq	Level	Line	Margin	Level	Factor	Loss	Factor	MHz	dBuV/m	dBuV/m	dB	dBuV	dB/m	dB	dB	1	5100.21	58.34	74.00	-15.66	42.70	34.30	10.60						29.26	0.00	0.00								101								119								PEAK	<table border="1"> <thead> <tr> <th>Limit</th> <th>Read</th> <th>Ant</th> <th>Cable</th> <th>Preamp</th> <th>Aux</th> <th>APos</th> <th>TPos</th> </tr> <tr> <th>Freq</th> <th>Level</th> <th>Line</th> <th>Margin</th> <th>Level</th> <th>Factor</th> <th>Loss</th> <th>Factor</th> </tr> <tr> <th>MHz</th> <th>dBuV/m</th> <th>dBuV/m</th> <th>dB</th> <th>dBuV</th> <th>dB/m</th> <th>dB</th> <th>dB</th> </tr> </thead> <tbody> <tr> <td>1</td> <td>5290.00</td> <td>104.76</td> <td>-----</td> <td>-----</td> <td>88.97</td> <td>34.50</td> <td>10.73</td> </tr> <tr> <td></td> <td></td> <td></td> <td></td> <td></td> <td>29.44</td> <td>0.00</td> <td>0.00</td> </tr> <tr> <td></td> <td></td> <td></td> <td></td> <td></td> <td></td> <td></td> <td>101</td> </tr> <tr> <td></td> <td></td> <td></td> <td></td> <td></td> <td></td> <td></td> <td>119</td> </tr> <tr> <td></td> <td></td> <td></td> <td></td> <td></td> <td></td> <td></td> <td>PEAK</td> </tr> </tbody> </table>	Limit	Read	Ant	Cable	Preamp	Aux	APos	TPos	Freq	Level	Line	Margin	Level	Factor	Loss	Factor	MHz	dBuV/m	dBuV/m	dB	dBuV	dB/m	dB	dB	1	5290.00	104.76	-----	-----	88.97	34.50	10.73						29.44	0.00	0.00								101								119								PEAK
	Limit	Read	Ant	Cable	Preamp	Aux	APos	TPos																																																																																																																										
Freq	Level	Line	Margin	Level	Factor	Loss	Factor																																																																																																																											
MHz	dBuV/m	dBuV/m	dB	dBuV	dB/m	dB	dB																																																																																																																											
1	5100.21	58.34	74.00	-15.66	42.70	34.30	10.60																																																																																																																											
					29.26	0.00	0.00																																																																																																																											
							101																																																																																																																											
							119																																																																																																																											
							PEAK																																																																																																																											
Limit	Read	Ant	Cable	Preamp	Aux	APos	TPos																																																																																																																											
Freq	Level	Line	Margin	Level	Factor	Loss	Factor																																																																																																																											
MHz	dBuV/m	dBuV/m	dB	dBuV	dB/m	dB	dB																																																																																																																											
1	5290.00	104.76	-----	-----	88.97	34.50	10.73																																																																																																																											
					29.44	0.00	0.00																																																																																																																											
							101																																																																																																																											
							119																																																																																																																											
							PEAK																																																																																																																											
Avg	<table border="1"> <thead> <tr> <th>Limit</th> <th>Read</th> <th>Ant</th> <th>Cable</th> <th>Preamp</th> <th>Aux</th> <th>APos</th> <th>TPos</th> </tr> <tr> <th>Freq</th> <th>Level</th> <th>Line</th> <th>Margin</th> <th>Level</th> <th>Factor</th> <th>Loss</th> <th>Factor</th> </tr> <tr> <th>MHz</th> <th>dBuV/m</th> <th>dBuV/m</th> <th>dB</th> <th>dBuV</th> <th>dB/m</th> <th>dB</th> <th>dB</th> </tr> </thead> <tbody> <tr> <td>1</td> <td>5149.79</td> <td>46.83</td> <td>54.00</td> <td>-7.17</td> <td>31.12</td> <td>34.40</td> <td>10.62</td> </tr> <tr> <td></td> <td></td> <td></td> <td></td> <td></td> <td>29.31</td> <td>0.00</td> <td>0.00</td> </tr> <tr> <td></td> <td></td> <td></td> <td></td> <td></td> <td></td> <td></td> <td>101</td> </tr> <tr> <td></td> <td></td> <td></td> <td></td> <td></td> <td></td> <td></td> <td>119</td> </tr> <tr> <td></td> <td></td> <td></td> <td></td> <td></td> <td></td> <td></td> <td>AVERAGE</td> </tr> </tbody> </table>	Limit	Read	Ant	Cable	Preamp	Aux	APos	TPos	Freq	Level	Line	Margin	Level	Factor	Loss	Factor	MHz	dBuV/m	dBuV/m	dB	dBuV	dB/m	dB	dB	1	5149.79	46.83	54.00	-7.17	31.12	34.40	10.62						29.31	0.00	0.00								101								119								AVERAGE	<table border="1"> <thead> <tr> <th>Limit</th> <th>Read</th> <th>Ant</th> <th>Cable</th> <th>Preamp</th> <th>Aux</th> <th>APos</th> <th>TPos</th> </tr> <tr> <th>Freq</th> <th>Level</th> <th>Line</th> <th>Margin</th> <th>Level</th> <th>Factor</th> <th>Loss</th> <th>Factor</th> </tr> <tr> <th>MHz</th> <th>dBuV/m</th> <th>dBuV/m</th> <th>dB</th> <th>dBuV</th> <th>dB/m</th> <th>dB</th> <th>dB</th> </tr> </thead> <tbody> <tr> <td>1</td> <td>5290.00</td> <td>93.66</td> <td>-----</td> <td>-----</td> <td>77.87</td> <td>34.50</td> <td>10.71</td> </tr> <tr> <td></td> <td></td> <td></td> <td></td> <td></td> <td>29.42</td> <td>0.00</td> <td>0.00</td> </tr> <tr> <td></td> <td></td> <td></td> <td></td> <td></td> <td></td> <td></td> <td>101</td> </tr> <tr> <td></td> <td></td> <td></td> <td></td> <td></td> <td></td> <td></td> <td>119</td> </tr> <tr> <td></td> <td></td> <td></td> <td></td> <td></td> <td></td> <td></td> <td>AVERAGE</td> </tr> </tbody> </table>	Limit	Read	Ant	Cable	Preamp	Aux	APos	TPos	Freq	Level	Line	Margin	Level	Factor	Loss	Factor	MHz	dBuV/m	dBuV/m	dB	dBuV	dB/m	dB	dB	1	5290.00	93.66	-----	-----	77.87	34.50	10.71						29.42	0.00	0.00								101								119								AVERAGE
Limit	Read	Ant	Cable	Preamp	Aux	APos	TPos																																																																																																																											
Freq	Level	Line	Margin	Level	Factor	Loss	Factor																																																																																																																											
MHz	dBuV/m	dBuV/m	dB	dBuV	dB/m	dB	dB																																																																																																																											
1	5149.79	46.83	54.00	-7.17	31.12	34.40	10.62																																																																																																																											
					29.31	0.00	0.00																																																																																																																											
							101																																																																																																																											
							119																																																																																																																											
							AVERAGE																																																																																																																											
Limit	Read	Ant	Cable	Preamp	Aux	APos	TPos																																																																																																																											
Freq	Level	Line	Margin	Level	Factor	Loss	Factor																																																																																																																											
MHz	dBuV/m	dBuV/m	dB	dBuV	dB/m	dB	dB																																																																																																																											
1	5290.00	93.66	-----	-----	77.87	34.50	10.71																																																																																																																											
					29.42	0.00	0.00																																																																																																																											
							101																																																																																																																											
							119																																																																																																																											
							AVERAGE																																																																																																																											





Mode	27																																									
	Band Edge - R																																									
	U-NII-2A_5.25-5.35_802.11be EHT80_CH58_Full RU_5290MHz																																									
ANT	CDD 1+2																																									
Pol.	Horizontal	Fundamental																																								
Peak	<table border="1" data-bbox="268 1131 778 1254"> <thead> <tr> <th>Limit</th> <th>Read</th> <th>Ant</th> <th>Cable</th> <th>Preamp</th> <th>Aux</th> <th>APos</th> <th>TPos</th> <th>Remark</th> </tr> <tr> <th>Freq</th> <th>Level</th> <th>Line</th> <th>Margin</th> <th>Level</th> <th>Factor</th> <th>Loss</th> <th>Factor</th> <th>Factor</th> </tr> <tr> <th>MHz</th> <th>dBuV/m</th> <th>dBuV/m</th> <th>dB</th> <th>dBuV</th> <th>dB/m</th> <th>dB</th> <th>dB</th> <th>cm</th> <th>deg</th> </tr> </thead> <tbody> <tr> <td>1 5391.92</td> <td>61.67</td> <td>74.00</td> <td>-12.33</td> <td>45.85</td> <td>34.50</td> <td>10.88</td> <td>29.56</td> <td>0.00</td> <td>101</td> <td>119</td> <td>PEAK</td> </tr> </tbody> </table>	Limit	Read	Ant	Cable	Preamp	Aux	APos	TPos	Remark	Freq	Level	Line	Margin	Level	Factor	Loss	Factor	Factor	MHz	dBuV/m	dBuV/m	dB	dBuV	dB/m	dB	dB	cm	deg	1 5391.92	61.67	74.00	-12.33	45.85	34.50	10.88	29.56	0.00	101	119	PEAK	Blank
Limit	Read	Ant	Cable	Preamp	Aux	APos	TPos	Remark																																		
Freq	Level	Line	Margin	Level	Factor	Loss	Factor	Factor																																		
MHz	dBuV/m	dBuV/m	dB	dBuV	dB/m	dB	dB	cm	deg																																	
1 5391.92	61.67	74.00	-12.33	45.85	34.50	10.88	29.56	0.00	101	119	PEAK																															
Avg	<table border="1" data-bbox="268 1803 778 1926"> <thead> <tr> <th>Limit</th> <th>Read</th> <th>Ant</th> <th>Cable</th> <th>Preamp</th> <th>Aux</th> <th>APos</th> <th>TPos</th> <th>Remark</th> </tr> <tr> <th>Freq</th> <th>Level</th> <th>Line</th> <th>Margin</th> <th>Level</th> <th>Factor</th> <th>Loss</th> <th>Factor</th> <th>Factor</th> </tr> <tr> <th>MHz</th> <th>dBuV/m</th> <th>dBuV/m</th> <th>dB</th> <th>dBuV</th> <th>dB/m</th> <th>dB</th> <th>dB</th> <th>cm</th> <th>deg</th> </tr> </thead> <tbody> <tr> <td>1 5373.14</td> <td>50.65</td> <td>54.00</td> <td>-3.35</td> <td>34.83</td> <td>34.50</td> <td>10.86</td> <td>29.54</td> <td>0.00</td> <td>101</td> <td>119</td> <td>AVERAGE</td> </tr> </tbody> </table>	Limit	Read	Ant	Cable	Preamp	Aux	APos	TPos	Remark	Freq	Level	Line	Margin	Level	Factor	Loss	Factor	Factor	MHz	dBuV/m	dBuV/m	dB	dBuV	dB/m	dB	dB	cm	deg	1 5373.14	50.65	54.00	-3.35	34.83	34.50	10.86	29.54	0.00	101	119	AVERAGE	Blank
Limit	Read	Ant	Cable	Preamp	Aux	APos	TPos	Remark																																		
Freq	Level	Line	Margin	Level	Factor	Loss	Factor	Factor																																		
MHz	dBuV/m	dBuV/m	dB	dBuV	dB/m	dB	dB	cm	deg																																	
1 5373.14	50.65	54.00	-3.35	34.83	34.50	10.86	29.54	0.00	101	119	AVERAGE																															



Mode	27																																																																	
	Band Edge - L																																																																	
	U-NII-2A_5.25-5.35_802.11be EHT80_CH58_Full RU_5290MHz																																																																	
ANT	CDD 1+2																																																																	
Pol.	Vertical	Fundamental																																																																
Peak	<table border="1"> <thead> <tr> <th>Limit</th> <th>Read</th> <th>Ant</th> <th>Cable</th> <th>Preamp</th> <th>Aux</th> <th>APos</th> <th>TPos</th> </tr> <tr> <th>Freq Level Line Margin</th> <th>Level Factor</th> <th>Loss Factor</th> <th>Loss Factor</th> <th>Factor</th> <th></th> <th></th> <th>Remark</th> </tr> <tr> <th>MHz dBuV/m dBuV/m dB</th> <th>dBuV dB/m dB</th> <th>dB</th> <th>dB</th> <th>dB</th> <th>dB</th> <th>cm</th> <th>deg</th> </tr> </thead> <tbody> <tr> <td>1 5095.28 58.60 74.00 -15.40</td> <td>42.97</td> <td>34.29</td> <td>10.60</td> <td>29.26</td> <td>0.00</td> <td>304</td> <td>76 PEAK</td> </tr> </tbody> </table>	Limit	Read	Ant	Cable	Preamp	Aux	APos	TPos	Freq Level Line Margin	Level Factor	Loss Factor	Loss Factor	Factor			Remark	MHz dBuV/m dBuV/m dB	dBuV dB/m dB	dB	dB	dB	dB	cm	deg	1 5095.28 58.60 74.00 -15.40	42.97	34.29	10.60	29.26	0.00	304	76 PEAK	<table border="1"> <thead> <tr> <th>Limit</th> <th>Read</th> <th>Ant</th> <th>Cable</th> <th>Preamp</th> <th>Aux</th> <th>APos</th> <th>TPos</th> </tr> <tr> <th>Freq Level Line Margin</th> <th>Level Factor</th> <th>Loss Factor</th> <th>Loss Factor</th> <th>Factor</th> <th></th> <th></th> <th>Remark</th> </tr> <tr> <th>MHz dBuV/m dBuV/m dB</th> <th>dBuV dB/m dB</th> <th>dB</th> <th>dB</th> <th>dB</th> <th>dB</th> <th>cm</th> <th>deg</th> </tr> </thead> <tbody> <tr> <td>1 5290.00 102.16</td> <td>-----</td> <td>86.36</td> <td>34.50</td> <td>10.79</td> <td>29.49</td> <td>0.00</td> <td>304 76 PEAK</td> </tr> </tbody> </table>	Limit	Read	Ant	Cable	Preamp	Aux	APos	TPos	Freq Level Line Margin	Level Factor	Loss Factor	Loss Factor	Factor			Remark	MHz dBuV/m dBuV/m dB	dBuV dB/m dB	dB	dB	dB	dB	cm	deg	1 5290.00 102.16	-----	86.36	34.50	10.79	29.49	0.00	304 76 PEAK
	Limit	Read	Ant	Cable	Preamp	Aux	APos	TPos																																																										
Freq Level Line Margin	Level Factor	Loss Factor	Loss Factor	Factor			Remark																																																											
MHz dBuV/m dBuV/m dB	dBuV dB/m dB	dB	dB	dB	dB	cm	deg																																																											
1 5095.28 58.60 74.00 -15.40	42.97	34.29	10.60	29.26	0.00	304	76 PEAK																																																											
Limit	Read	Ant	Cable	Preamp	Aux	APos	TPos																																																											
Freq Level Line Margin	Level Factor	Loss Factor	Loss Factor	Factor			Remark																																																											
MHz dBuV/m dBuV/m dB	dBuV dB/m dB	dB	dB	dB	dB	cm	deg																																																											
1 5290.00 102.16	-----	86.36	34.50	10.79	29.49	0.00	304 76 PEAK																																																											
Avg	<table border="1"> <thead> <tr> <th>Limit</th> <th>Read</th> <th>Ant</th> <th>Cable</th> <th>Preamp</th> <th>Aux</th> <th>APos</th> <th>TPos</th> </tr> <tr> <th>Freq Level Line Margin</th> <th>Level Factor</th> <th>Loss Factor</th> <th>Loss Factor</th> <th>Factor</th> <th></th> <th></th> <th>Remark</th> </tr> <tr> <th>MHz dBuV/m dBuV/m dB</th> <th>dBuV dB/m dB</th> <th>dB</th> <th>dB</th> <th>dB</th> <th>dB</th> <th>cm</th> <th>deg</th> </tr> </thead> <tbody> <tr> <td>1 5063.36 46.49 54.00 -7.51</td> <td>30.91</td> <td>34.23</td> <td>10.59</td> <td>29.24</td> <td>0.00</td> <td>304</td> <td>76 AVERAGE</td> </tr> </tbody> </table>	Limit	Read	Ant	Cable	Preamp	Aux	APos	TPos	Freq Level Line Margin	Level Factor	Loss Factor	Loss Factor	Factor			Remark	MHz dBuV/m dBuV/m dB	dBuV dB/m dB	dB	dB	dB	dB	cm	deg	1 5063.36 46.49 54.00 -7.51	30.91	34.23	10.59	29.24	0.00	304	76 AVERAGE	<table border="1"> <thead> <tr> <th>Limit</th> <th>Read</th> <th>Ant</th> <th>Cable</th> <th>Preamp</th> <th>Aux</th> <th>APos</th> <th>TPos</th> </tr> <tr> <th>Freq Level Line Margin</th> <th>Level Factor</th> <th>Loss Factor</th> <th>Loss Factor</th> <th>Factor</th> <th></th> <th></th> <th>Remark</th> </tr> <tr> <th>MHz dBuV/m dBuV/m dB</th> <th>dBuV dB/m dB</th> <th>dB</th> <th>dB</th> <th>dB</th> <th>dB</th> <th>cm</th> <th>deg</th> </tr> </thead> <tbody> <tr> <td>1 5290.00 93.33</td> <td>-----</td> <td>77.53</td> <td>34.50</td> <td>10.78</td> <td>29.48</td> <td>0.00</td> <td>304 76 AVERAGE</td> </tr> </tbody> </table>	Limit	Read	Ant	Cable	Preamp	Aux	APos	TPos	Freq Level Line Margin	Level Factor	Loss Factor	Loss Factor	Factor			Remark	MHz dBuV/m dBuV/m dB	dBuV dB/m dB	dB	dB	dB	dB	cm	deg	1 5290.00 93.33	-----	77.53	34.50	10.78	29.48	0.00	304 76 AVERAGE
	Limit	Read	Ant	Cable	Preamp	Aux	APos	TPos																																																										
Freq Level Line Margin	Level Factor	Loss Factor	Loss Factor	Factor			Remark																																																											
MHz dBuV/m dBuV/m dB	dBuV dB/m dB	dB	dB	dB	dB	cm	deg																																																											
1 5063.36 46.49 54.00 -7.51	30.91	34.23	10.59	29.24	0.00	304	76 AVERAGE																																																											
Limit	Read	Ant	Cable	Preamp	Aux	APos	TPos																																																											
Freq Level Line Margin	Level Factor	Loss Factor	Loss Factor	Factor			Remark																																																											
MHz dBuV/m dBuV/m dB	dBuV dB/m dB	dB	dB	dB	dB	cm	deg																																																											
1 5290.00 93.33	-----	77.53	34.50	10.78	29.48	0.00	304 76 AVERAGE																																																											



	<b>27</b>																																						
<b>Mode</b>	<b>Band Edge - R</b>																																						
	<b>U-NII-2A_5.25-5.35_802.11be EHT80_CH58_Full RU_5290MHz</b>																																						
<b>ANT</b>	<b>CDD 1+2</b>																																						
<b>Pol.</b>	<b>Vertical</b>	<b>Fundamental</b>																																					
<b>Peak</b>	<table border="1"> <thead> <tr> <th>Limit</th> <th>Read</th> <th>Ant</th> <th>Cable</th> <th>Preamp</th> <th>Aux</th> <th>APos</th> <th>TPos</th> </tr> <tr> <th>Freq</th> <th>Level</th> <th>Line</th> <th>Margin</th> <th>Level</th> <th>Factor</th> <th>Loss</th> <th>Factor</th> </tr> <tr> <th>MHz</th> <th>dBuV/m</th> <th>dBuV/m</th> <th>dB</th> <th>dBuV</th> <th>dB/m</th> <th>dB</th> <th>dB</th> </tr> </thead> <tbody> <tr> <td>1</td> <td>5393.62</td> <td>59.90</td> <td>74.00</td> <td>-14.10</td> <td>44.08</td> <td>34.50</td> <td>10.88</td> <td>29.56</td> <td>0.00</td> <td>304</td> <td>76</td> <td>PEAK</td> </tr> </tbody> </table>	Limit	Read	Ant	Cable	Preamp	Aux	APos	TPos	Freq	Level	Line	Margin	Level	Factor	Loss	Factor	MHz	dBuV/m	dBuV/m	dB	dBuV	dB/m	dB	dB	1	5393.62	59.90	74.00	-14.10	44.08	34.50	10.88	29.56	0.00	304	76	PEAK	<b>Blank</b>
	Limit	Read	Ant	Cable	Preamp	Aux	APos	TPos																															
Freq	Level	Line	Margin	Level	Factor	Loss	Factor																																
MHz	dBuV/m	dBuV/m	dB	dBuV	dB/m	dB	dB																																
1	5393.62	59.90	74.00	-14.10	44.08	34.50	10.88	29.56	0.00	304	76	PEAK																											
<b>Avg</b>	<table border="1"> <thead> <tr> <th>Limit</th> <th>Read</th> <th>Ant</th> <th>Cable</th> <th>Preamp</th> <th>Aux</th> <th>APos</th> <th>TPos</th> </tr> <tr> <th>Freq</th> <th>Level</th> <th>Line</th> <th>Margin</th> <th>Level</th> <th>Factor</th> <th>Loss</th> <th>Factor</th> </tr> <tr> <th>MHz</th> <th>dBuV/m</th> <th>dBuV/m</th> <th>dB</th> <th>dBuV</th> <th>dB/m</th> <th>dB</th> <th>dB</th> </tr> </thead> <tbody> <tr> <td>1</td> <td>5374.40</td> <td>49.07</td> <td>54.00</td> <td>-4.93</td> <td>33.25</td> <td>34.50</td> <td>10.86</td> <td>29.54</td> <td>0.00</td> <td>304</td> <td>76</td> <td>AVERAGE</td> </tr> </tbody> </table>	Limit	Read	Ant	Cable	Preamp	Aux	APos	TPos	Freq	Level	Line	Margin	Level	Factor	Loss	Factor	MHz	dBuV/m	dBuV/m	dB	dBuV	dB/m	dB	dB	1	5374.40	49.07	54.00	-4.93	33.25	34.50	10.86	29.54	0.00	304	76	AVERAGE	<b>Blank</b>
Limit	Read	Ant	Cable	Preamp	Aux	APos	TPos																																
Freq	Level	Line	Margin	Level	Factor	Loss	Factor																																
MHz	dBuV/m	dBuV/m	dB	dBuV	dB/m	dB	dB																																
1	5374.40	49.07	54.00	-4.93	33.25	34.50	10.86	29.54	0.00	304	76	AVERAGE																											



Mode	27																																																																													
	Harmonic																																																																													
	U-NII-2A_5.25-5.35_802.11be EHT80_CH58_Full RU_5290MHz																																																																													
ANT	CDD 1+2																																																																													
Pol.	Horizontal	Vertical																																																																												
Peak																																																																														
Avg																																																																														
	<table border="1"> <thead> <tr> <th>Limit</th> <th>Read</th> <th>Ant</th> <th>Cable</th> <th>Preamp</th> <th>Aux</th> <th>APos</th> <th>TPos</th> <th>Remark</th> </tr> <tr> <th>Freq</th> <th>Level</th> <th>Line Margin</th> <th>Level Factor</th> <th>Loss Factor</th> <th>Factor</th> <th></th> <th></th> <th></th> </tr> <tr> <th>MHz</th> <th>dBuV/m</th> <th>dBuV/m</th> <th>dB</th> <th>dBuV</th> <th>dB/m</th> <th>dB</th> <th>dB</th> <th>cm</th> <th>deg</th> </tr> </thead> <tbody> <tr> <td>1 10580.00</td> <td>45.70</td> <td>68.30</td> <td>-22.60</td> <td>58.74</td> <td>37.51</td> <td>15.67</td> <td>66.22</td> <td>0.00</td> <td>100 360 PEAK</td> </tr> </tbody> </table>	Limit	Read	Ant	Cable	Preamp	Aux	APos	TPos	Remark	Freq	Level	Line Margin	Level Factor	Loss Factor	Factor				MHz	dBuV/m	dBuV/m	dB	dBuV	dB/m	dB	dB	cm	deg	1 10580.00	45.70	68.30	-22.60	58.74	37.51	15.67	66.22	0.00	100 360 PEAK	<table border="1"> <thead> <tr> <th>Limit</th> <th>Read</th> <th>Ant</th> <th>Cable</th> <th>Preamp</th> <th>Aux</th> <th>APos</th> <th>TPos</th> <th>Remark</th> </tr> <tr> <th>Freq</th> <th>Level</th> <th>Line Margin</th> <th>Level Factor</th> <th>Loss Factor</th> <th>Factor</th> <th></th> <th></th> <th></th> </tr> <tr> <th>MHz</th> <th>dBuV/m</th> <th>dBuV/m</th> <th>dB</th> <th>dBuV</th> <th>dB/m</th> <th>dB</th> <th>dB</th> <th>cm</th> <th>deg</th> </tr> </thead> <tbody> <tr> <td>1 10580.00</td> <td>45.04</td> <td>68.30</td> <td>-23.26</td> <td>58.08</td> <td>37.51</td> <td>15.67</td> <td>66.22</td> <td>0.00</td> <td>100 0 PEAK</td> </tr> </tbody> </table>	Limit	Read	Ant	Cable	Preamp	Aux	APos	TPos	Remark	Freq	Level	Line Margin	Level Factor	Loss Factor	Factor				MHz	dBuV/m	dBuV/m	dB	dBuV	dB/m	dB	dB	cm	deg	1 10580.00	45.04	68.30	-23.26	58.08	37.51	15.67	66.22	0.00	100 0 PEAK
Limit	Read	Ant	Cable	Preamp	Aux	APos	TPos	Remark																																																																						
Freq	Level	Line Margin	Level Factor	Loss Factor	Factor																																																																									
MHz	dBuV/m	dBuV/m	dB	dBuV	dB/m	dB	dB	cm	deg																																																																					
1 10580.00	45.70	68.30	-22.60	58.74	37.51	15.67	66.22	0.00	100 360 PEAK																																																																					
Limit	Read	Ant	Cable	Preamp	Aux	APos	TPos	Remark																																																																						
Freq	Level	Line Margin	Level Factor	Loss Factor	Factor																																																																									
MHz	dBuV/m	dBuV/m	dB	dBuV	dB/m	dB	dB	cm	deg																																																																					
1 10580.00	45.04	68.30	-23.26	58.08	37.51	15.67	66.22	0.00	100 0 PEAK																																																																					



Mode	28																																																																																														
	Band Edge - L																																																																																														
	U-NII-2C_5.47-5.725_802.11be EHT80_CH106_Full RU_5530MHz																																																																																														
ANT	CDD 1+2																																																																																														
Pol.	Horizontal	Fundamental																																																																																													
Peak	<table border="1"> <thead> <tr> <th>Limit</th> <th>Read</th> <th>Ant</th> <th>Cable</th> <th>Preamp</th> <th>Aux</th> <th>APos</th> <th>TPos</th> <th>Remark</th> </tr> <tr> <th>Freq</th> <th>Level</th> <th>Line Margin</th> <th>Level Factor</th> <th>Loss Factor</th> <th>Factor</th> <th>Factor</th> <th>Factor</th> <th>Factor</th> </tr> <tr> <th>MHz</th> <th>dBuV/m</th> <th>dBuV/m</th> <th>dB</th> <th>dBuV</th> <th>dB/m</th> <th>dB</th> <th>dB</th> <th>dB</th> </tr> </thead> <tbody> <tr> <td>1</td> <td>5439.38</td> <td>61.29</td> <td>74.00</td> <td>-12.71</td> <td>45.42</td> <td>34.52</td> <td>10.95</td> <td>29.60</td> <td>0.00</td> <td>100</td> <td>116</td> <td>PEAK</td> </tr> <tr> <td>2</td> <td>5467.10</td> <td>59.38</td> <td>68.30</td> <td>-8.92</td> <td>43.48</td> <td>34.53</td> <td>10.99</td> <td>29.62</td> <td>0.00</td> <td>100</td> <td>116</td> <td>PEAK</td> </tr> </tbody> </table>	Limit	Read	Ant	Cable	Preamp	Aux	APos	TPos	Remark	Freq	Level	Line Margin	Level Factor	Loss Factor	Factor	Factor	Factor	Factor	MHz	dBuV/m	dBuV/m	dB	dBuV	dB/m	dB	dB	dB	1	5439.38	61.29	74.00	-12.71	45.42	34.52	10.95	29.60	0.00	100	116	PEAK	2	5467.10	59.38	68.30	-8.92	43.48	34.53	10.99	29.62	0.00	100	116	PEAK	<table border="1"> <thead> <tr> <th>Limit</th> <th>Read</th> <th>Ant</th> <th>Cable</th> <th>Preamp</th> <th>Aux</th> <th>APos</th> <th>TPos</th> <th>Remark</th> </tr> <tr> <th>Freq</th> <th>Level</th> <th>Line Margin</th> <th>Level Factor</th> <th>Loss Factor</th> <th>Factor</th> <th>Factor</th> <th>Factor</th> <th>Factor</th> </tr> <tr> <th>MHz</th> <th>dBuV/m</th> <th>dBuV/m</th> <th>dB</th> <th>dBuV</th> <th>dB/m</th> <th>dB</th> <th>dB</th> <th>dB</th> </tr> </thead> <tbody> <tr> <td>1</td> <td>5530.00</td> <td>103.55</td> <td>-----</td> <td>-----</td> <td>87.56</td> <td>34.58</td> <td>11.12</td> <td>29.71</td> <td>0.00</td> <td>100</td> <td>116</td> <td>PEAK</td> </tr> </tbody> </table>	Limit	Read	Ant	Cable	Preamp	Aux	APos	TPos	Remark	Freq	Level	Line Margin	Level Factor	Loss Factor	Factor	Factor	Factor	Factor	MHz	dBuV/m	dBuV/m	dB	dBuV	dB/m	dB	dB	dB	1	5530.00	103.55	-----	-----	87.56	34.58	11.12	29.71	0.00	100	116	PEAK
	Limit	Read	Ant	Cable	Preamp	Aux	APos	TPos	Remark																																																																																						
Freq	Level	Line Margin	Level Factor	Loss Factor	Factor	Factor	Factor	Factor																																																																																							
MHz	dBuV/m	dBuV/m	dB	dBuV	dB/m	dB	dB	dB																																																																																							
1	5439.38	61.29	74.00	-12.71	45.42	34.52	10.95	29.60	0.00	100	116	PEAK																																																																																			
2	5467.10	59.38	68.30	-8.92	43.48	34.53	10.99	29.62	0.00	100	116	PEAK																																																																																			
Limit	Read	Ant	Cable	Preamp	Aux	APos	TPos	Remark																																																																																							
Freq	Level	Line Margin	Level Factor	Loss Factor	Factor	Factor	Factor	Factor																																																																																							
MHz	dBuV/m	dBuV/m	dB	dBuV	dB/m	dB	dB	dB																																																																																							
1	5530.00	103.55	-----	-----	87.56	34.58	11.12	29.71	0.00	100	116	PEAK																																																																																			
Avg	<table border="1"> <thead> <tr> <th>Limit</th> <th>Read</th> <th>Ant</th> <th>Cable</th> <th>Preamp</th> <th>Aux</th> <th>APos</th> <th>TPos</th> <th>Remark</th> </tr> <tr> <th>Freq</th> <th>Level</th> <th>Line Margin</th> <th>Level Factor</th> <th>Loss Factor</th> <th>Factor</th> <th>Factor</th> <th>Factor</th> <th>Factor</th> </tr> <tr> <th>MHz</th> <th>dBuV/m</th> <th>dBuV/m</th> <th>dB</th> <th>dBuV</th> <th>dB/m</th> <th>dB</th> <th>dB</th> <th>dB</th> </tr> </thead> <tbody> <tr> <td>1</td> <td>5452.32</td> <td>49.29</td> <td>54.00</td> <td>-4.71</td> <td>33.40</td> <td>34.53</td> <td>10.97</td> <td>29.61</td> <td>0.00</td> <td>100</td> <td>116</td> <td>AVERAGE</td> </tr> </tbody> </table>	Limit	Read	Ant	Cable	Preamp	Aux	APos	TPos	Remark	Freq	Level	Line Margin	Level Factor	Loss Factor	Factor	Factor	Factor	Factor	MHz	dBuV/m	dBuV/m	dB	dBuV	dB/m	dB	dB	dB	1	5452.32	49.29	54.00	-4.71	33.40	34.53	10.97	29.61	0.00	100	116	AVERAGE	<table border="1"> <thead> <tr> <th>Limit</th> <th>Read</th> <th>Ant</th> <th>Cable</th> <th>Preamp</th> <th>Aux</th> <th>APos</th> <th>TPos</th> <th>Remark</th> </tr> <tr> <th>Freq</th> <th>Level</th> <th>Line Margin</th> <th>Level Factor</th> <th>Loss Factor</th> <th>Factor</th> <th>Factor</th> <th>Factor</th> <th>Factor</th> </tr> <tr> <th>MHz</th> <th>dBuV/m</th> <th>dBuV/m</th> <th>dB</th> <th>dBuV</th> <th>dB/m</th> <th>dB</th> <th>dB</th> <th>dB</th> </tr> </thead> <tbody> <tr> <td>1</td> <td>5530.00</td> <td>93.42</td> <td>-----</td> <td>-----</td> <td>77.43</td> <td>34.58</td> <td>11.12</td> <td>29.71</td> <td>0.00</td> <td>100</td> <td>116</td> <td>AVERAGE</td> </tr> </tbody> </table>	Limit	Read	Ant	Cable	Preamp	Aux	APos	TPos	Remark	Freq	Level	Line Margin	Level Factor	Loss Factor	Factor	Factor	Factor	Factor	MHz	dBuV/m	dBuV/m	dB	dBuV	dB/m	dB	dB	dB	1	5530.00	93.42	-----	-----	77.43	34.58	11.12	29.71	0.00	100	116	AVERAGE													
Limit	Read	Ant	Cable	Preamp	Aux	APos	TPos	Remark																																																																																							
Freq	Level	Line Margin	Level Factor	Loss Factor	Factor	Factor	Factor	Factor																																																																																							
MHz	dBuV/m	dBuV/m	dB	dBuV	dB/m	dB	dB	dB																																																																																							
1	5452.32	49.29	54.00	-4.71	33.40	34.53	10.97	29.61	0.00	100	116	AVERAGE																																																																																			
Limit	Read	Ant	Cable	Preamp	Aux	APos	TPos	Remark																																																																																							
Freq	Level	Line Margin	Level Factor	Loss Factor	Factor	Factor	Factor	Factor																																																																																							
MHz	dBuV/m	dBuV/m	dB	dBuV	dB/m	dB	dB	dB																																																																																							
1	5530.00	93.42	-----	-----	77.43	34.58	11.12	29.71	0.00	100	116	AVERAGE																																																																																			



Mode	28																																								
	Band Edge - R																																								
	U-NII-2C_5.47-5.725_802.11be EHT80_CH106_Full RU_5530MHz																																								
ANT	CDD 1+2																																								
Pol.	Horizontal	Fundamental																																							
Peak	<table border="1"> <thead> <tr> <th>Limit</th> <th>Read</th> <th>Ant</th> <th>Cable</th> <th>Preamp</th> <th>Aux</th> <th>APos</th> <th>TPos</th> <th>Remark</th> </tr> <tr> <th>Freq</th> <th>Level</th> <th>Line Margin</th> <th>Level</th> <th>Factor</th> <th>Loss Factor</th> <th>Factor</th> <th></th> <th></th> </tr> <tr> <th>MHz</th> <th>dBuV/m</th> <th>dBuV/m</th> <th>dB</th> <th>dBuV</th> <th>dB/m</th> <th>dB</th> <th>dB</th> <th>cm</th> <th>deg</th> </tr> </thead> <tbody> <tr> <td>1 5757.14</td> <td>57.31</td> <td>68.30</td> <td>-10.99</td> <td>40.84</td> <td>34.91</td> <td>11.34</td> <td>29.78</td> <td>0.00</td> <td>100</td> <td>116 PEAK</td> </tr> </tbody> </table>	Limit	Read	Ant	Cable	Preamp	Aux	APos	TPos	Remark	Freq	Level	Line Margin	Level	Factor	Loss Factor	Factor			MHz	dBuV/m	dBuV/m	dB	dBuV	dB/m	dB	dB	cm	deg	1 5757.14	57.31	68.30	-10.99	40.84	34.91	11.34	29.78	0.00	100	116 PEAK	Blank
Limit	Read	Ant	Cable	Preamp	Aux	APos	TPos	Remark																																	
Freq	Level	Line Margin	Level	Factor	Loss Factor	Factor																																			
MHz	dBuV/m	dBuV/m	dB	dBuV	dB/m	dB	dB	cm	deg																																
1 5757.14	57.31	68.30	-10.99	40.84	34.91	11.34	29.78	0.00	100	116 PEAK																															



Mode	28																																																																												
	Band Edge - L																																																																												
	U-NII-2C_5.47-5.725_802.11be EHT80_CH106_Full RU_5530MHz																																																																												
ANT	CDD 1+2																																																																												
Pol.	Vertical	Fundamental																																																																											
Peak	<table border="1"> <thead> <tr> <th>Limit</th> <th>Read</th> <th>Ant</th> <th>Cable</th> <th>Preamp</th> <th>Aux</th> <th>APos</th> <th>TPos</th> <th>Remark</th> </tr> <tr> <th>Freq</th> <th>Level</th> <th>Line Margin</th> <th>Level Factor</th> <th>Loss Factor</th> <th>Factor</th> <th>Factor</th> <th>cm</th> <th>deg</th> </tr> </thead> <tbody> <tr> <td>1</td> <td>5453.06</td> <td>57.68</td> <td>74.00</td> <td>-16.32</td> <td>41.79</td> <td>34.53</td> <td>10.97</td> <td>29.61</td> <td>0.00</td> <td>300</td> <td>63</td> <td>PEAK</td> </tr> <tr> <td>2</td> <td>5460.26</td> <td>57.51</td> <td>68.30</td> <td>-10.79</td> <td>41.62</td> <td>34.53</td> <td>10.98</td> <td>29.62</td> <td>0.00</td> <td>300</td> <td>63</td> <td>PEAK</td> </tr> </tbody> </table>	Limit	Read	Ant	Cable	Preamp	Aux	APos	TPos	Remark	Freq	Level	Line Margin	Level Factor	Loss Factor	Factor	Factor	cm	deg	1	5453.06	57.68	74.00	-16.32	41.79	34.53	10.97	29.61	0.00	300	63	PEAK	2	5460.26	57.51	68.30	-10.79	41.62	34.53	10.98	29.62	0.00	300	63	PEAK	<table border="1"> <thead> <tr> <th>Limit</th> <th>Read</th> <th>Ant</th> <th>Cable</th> <th>Preamp</th> <th>Aux</th> <th>APos</th> <th>TPos</th> <th>Remark</th> </tr> <tr> <th>Freq</th> <th>Level</th> <th>Line Margin</th> <th>Level Factor</th> <th>Loss Factor</th> <th>Factor</th> <th>Factor</th> <th>cm</th> <th>deg</th> </tr> </thead> <tbody> <tr> <td>1</td> <td>5530.00</td> <td>100.16</td> <td>-----</td> <td>-----</td> <td>84.17</td> <td>34.58</td> <td>11.12</td> <td>29.71</td> <td>0.00</td> <td>300</td> <td>63</td> <td>PEAK</td> </tr> </tbody> </table>	Limit	Read	Ant	Cable	Preamp	Aux	APos	TPos	Remark	Freq	Level	Line Margin	Level Factor	Loss Factor	Factor	Factor	cm	deg	1	5530.00	100.16	-----	-----	84.17	34.58	11.12	29.71	0.00	300	63	PEAK
	Limit	Read	Ant	Cable	Preamp	Aux	APos	TPos	Remark																																																																				
Freq	Level	Line Margin	Level Factor	Loss Factor	Factor	Factor	cm	deg																																																																					
1	5453.06	57.68	74.00	-16.32	41.79	34.53	10.97	29.61	0.00	300	63	PEAK																																																																	
2	5460.26	57.51	68.30	-10.79	41.62	34.53	10.98	29.62	0.00	300	63	PEAK																																																																	
Limit	Read	Ant	Cable	Preamp	Aux	APos	TPos	Remark																																																																					
Freq	Level	Line Margin	Level Factor	Loss Factor	Factor	Factor	cm	deg																																																																					
1	5530.00	100.16	-----	-----	84.17	34.58	11.12	29.71	0.00	300	63	PEAK																																																																	
Avg	<table border="1"> <thead> <tr> <th>Limit</th> <th>Read</th> <th>Ant</th> <th>Cable</th> <th>Preamp</th> <th>Aux</th> <th>APos</th> <th>TPos</th> <th>Remark</th> </tr> <tr> <th>Freq</th> <th>Level</th> <th>Line Margin</th> <th>Level Factor</th> <th>Loss Factor</th> <th>Factor</th> <th>Factor</th> <th>cm</th> <th>deg</th> </tr> </thead> <tbody> <tr> <td>1</td> <td>5457.36</td> <td>47.63</td> <td>54.00</td> <td>-6.37</td> <td>31.74</td> <td>34.53</td> <td>10.98</td> <td>29.62</td> <td>0.00</td> <td>300</td> <td>63</td> <td>AVERAGE</td> </tr> </tbody> </table>	Limit	Read	Ant	Cable	Preamp	Aux	APos	TPos	Remark	Freq	Level	Line Margin	Level Factor	Loss Factor	Factor	Factor	cm	deg	1	5457.36	47.63	54.00	-6.37	31.74	34.53	10.98	29.62	0.00	300	63	AVERAGE	<table border="1"> <thead> <tr> <th>Limit</th> <th>Read</th> <th>Ant</th> <th>Cable</th> <th>Preamp</th> <th>Aux</th> <th>APos</th> <th>TPos</th> <th>Remark</th> </tr> <tr> <th>Freq</th> <th>Level</th> <th>Line Margin</th> <th>Level Factor</th> <th>Loss Factor</th> <th>Factor</th> <th>Factor</th> <th>cm</th> <th>deg</th> </tr> </thead> <tbody> <tr> <td>1</td> <td>5530.00</td> <td>91.23</td> <td>-----</td> <td>-----</td> <td>75.26</td> <td>34.57</td> <td>11.09</td> <td>29.69</td> <td>0.00</td> <td>300</td> <td>63</td> <td>AVERAGE</td> </tr> </tbody> </table>	Limit	Read	Ant	Cable	Preamp	Aux	APos	TPos	Remark	Freq	Level	Line Margin	Level Factor	Loss Factor	Factor	Factor	cm	deg	1	5530.00	91.23	-----	-----	75.26	34.57	11.09	29.69	0.00	300	63	AVERAGE													
Limit	Read	Ant	Cable	Preamp	Aux	APos	TPos	Remark																																																																					
Freq	Level	Line Margin	Level Factor	Loss Factor	Factor	Factor	cm	deg																																																																					
1	5457.36	47.63	54.00	-6.37	31.74	34.53	10.98	29.62	0.00	300	63	AVERAGE																																																																	
Limit	Read	Ant	Cable	Preamp	Aux	APos	TPos	Remark																																																																					
Freq	Level	Line Margin	Level Factor	Loss Factor	Factor	Factor	cm	deg																																																																					
1	5530.00	91.23	-----	-----	75.26	34.57	11.09	29.69	0.00	300	63	AVERAGE																																																																	



Mode	28																																								
	Band Edge - R																																								
	U-NII-2C_5.47-5.725_802.11be EHT80_CH106_Full RU_5530MHz																																								
ANT	CDD 1+2																																								
Pol.	Vertical	Fundamental																																							
Peak	<table border="1"> <thead> <tr> <th>Limit</th> <th>Read</th> <th>Ant</th> <th>Cable</th> <th>Preamp</th> <th>Aux</th> <th>APos</th> <th>TPos</th> <th>Remark</th> </tr> <tr> <th>Freq</th> <th>Level</th> <th>Line</th> <th>Margin</th> <th>Level</th> <th>Factor</th> <th>Loss</th> <th>Factor</th> <th>Factor</th> </tr> <tr> <th>MHz</th> <th>dBuV/m</th> <th>dBuV/m</th> <th>dB</th> <th>dBuV</th> <th>dB/m</th> <th>dB</th> <th>dB</th> <th>cm</th> <th>deg</th> </tr> </thead> <tbody> <tr> <td>1 5747.74</td> <td>56.49</td> <td>68.30</td> <td>-11.81</td> <td>40.06</td> <td>34.89</td> <td>11.33</td> <td>29.79</td> <td>0.00</td> <td>300</td> <td>63 PEAK</td> </tr> </tbody> </table>	Limit	Read	Ant	Cable	Preamp	Aux	APos	TPos	Remark	Freq	Level	Line	Margin	Level	Factor	Loss	Factor	Factor	MHz	dBuV/m	dBuV/m	dB	dBuV	dB/m	dB	dB	cm	deg	1 5747.74	56.49	68.30	-11.81	40.06	34.89	11.33	29.79	0.00	300	63 PEAK	Blank
Limit	Read	Ant	Cable	Preamp	Aux	APos	TPos	Remark																																	
Freq	Level	Line	Margin	Level	Factor	Loss	Factor	Factor																																	
MHz	dBuV/m	dBuV/m	dB	dBuV	dB/m	dB	dB	cm	deg																																
1 5747.74	56.49	68.30	-11.81	40.06	34.89	11.33	29.79	0.00	300	63 PEAK																															





Mode	28																																																																																	
	Harmonic																																																																																	
	U-NII-2C_5.47-5.725_802.11be EHT80_CH106_Full RU_5530MHz																																																																																	
ANT	CDD 1+2																																																																																	
Pol.	Horizontal	Vertical																																																																																
Peak																																																																																		
Avg																																																																																		
	<table border="1"> <thead> <tr> <th>Limit</th> <th>Read</th> <th>Ant</th> <th>Cable</th> <th>Preamp</th> <th>Aux</th> <th>APos</th> <th>TPos</th> <th>Remark</th> </tr> <tr> <th>Freq</th> <th>Level</th> <th>Line Margin</th> <th>Level</th> <th>Factor</th> <th>Loss Factor</th> <th>Factor</th> <th></th> <th></th> </tr> <tr> <th>MHz</th> <th>dBuV/m</th> <th>dBuV/m</th> <th>dB</th> <th>dBuV</th> <th>dB/m</th> <th>dB</th> <th>dB</th> <th>cm</th> <th>deg</th> </tr> </thead> <tbody> <tr> <td>1 11060.00</td> <td>46.38</td> <td>74.00</td> <td>-27.62</td> <td>58.30</td> <td>37.85</td> <td>15.93</td> <td>65.70</td> <td>0.00</td> <td>100</td> <td>360</td> <td>PEAK</td> </tr> </tbody> </table>	Limit	Read	Ant	Cable	Preamp	Aux	APos	TPos	Remark	Freq	Level	Line Margin	Level	Factor	Loss Factor	Factor			MHz	dBuV/m	dBuV/m	dB	dBuV	dB/m	dB	dB	cm	deg	1 11060.00	46.38	74.00	-27.62	58.30	37.85	15.93	65.70	0.00	100	360	PEAK	<table border="1"> <thead> <tr> <th>Limit</th> <th>Read</th> <th>Ant</th> <th>Cable</th> <th>Preamp</th> <th>Aux</th> <th>APos</th> <th>TPos</th> <th>Remark</th> </tr> <tr> <th>Freq</th> <th>Level</th> <th>Line Margin</th> <th>Level</th> <th>Factor</th> <th>Loss Factor</th> <th>Factor</th> <th></th> <th></th> </tr> <tr> <th>MHz</th> <th>dBuV/m</th> <th>dBuV/m</th> <th>dB</th> <th>dBuV</th> <th>dB/m</th> <th>dB</th> <th>dB</th> <th>cm</th> <th>deg</th> </tr> </thead> <tbody> <tr> <td>1 11060.00</td> <td>45.90</td> <td>74.00</td> <td>-28.10</td> <td>57.82</td> <td>37.85</td> <td>15.93</td> <td>65.70</td> <td>0.00</td> <td>100</td> <td>0</td> <td>PEAK</td> </tr> </tbody> </table>	Limit	Read	Ant	Cable	Preamp	Aux	APos	TPos	Remark	Freq	Level	Line Margin	Level	Factor	Loss Factor	Factor			MHz	dBuV/m	dBuV/m	dB	dBuV	dB/m	dB	dB	cm	deg	1 11060.00	45.90	74.00	-28.10	57.82	37.85	15.93	65.70	0.00	100	0	PEAK
Limit	Read	Ant	Cable	Preamp	Aux	APos	TPos	Remark																																																																										
Freq	Level	Line Margin	Level	Factor	Loss Factor	Factor																																																																												
MHz	dBuV/m	dBuV/m	dB	dBuV	dB/m	dB	dB	cm	deg																																																																									
1 11060.00	46.38	74.00	-27.62	58.30	37.85	15.93	65.70	0.00	100	360	PEAK																																																																							
Limit	Read	Ant	Cable	Preamp	Aux	APos	TPos	Remark																																																																										
Freq	Level	Line Margin	Level	Factor	Loss Factor	Factor																																																																												
MHz	dBuV/m	dBuV/m	dB	dBuV	dB/m	dB	dB	cm	deg																																																																									
1 11060.00	45.90	74.00	-28.10	57.82	37.85	15.93	65.70	0.00	100	0	PEAK																																																																							

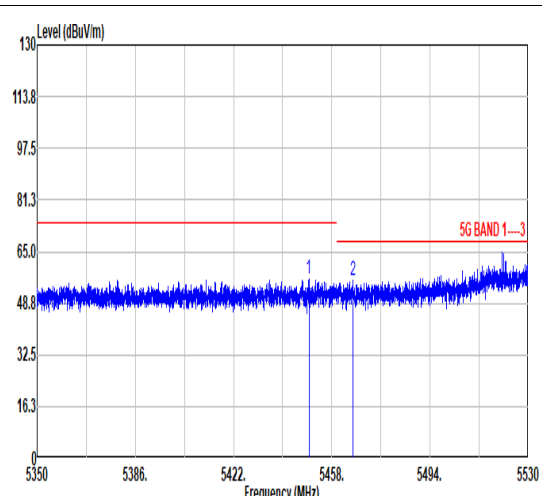
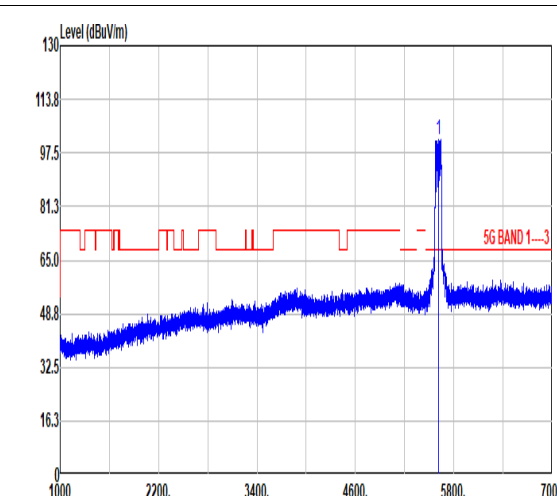
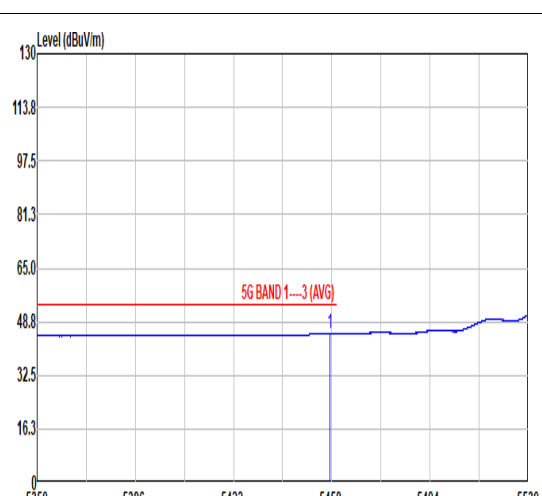
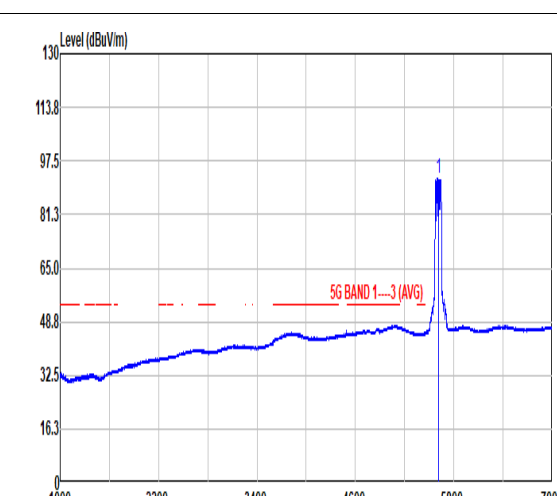


		29																																																																															
Mode		Band Edge - L																																																																															
		U-NII-2C_5.47-5.725_802.11be EHT80_CH122_Full RU_5610MHz																																																																															
ANT		CDD 1+2																																																																															
Pol.		Horizontal	Fundamental																																																																														
<b>Peak</b>	<table border="1"> <thead> <tr> <th>Limit</th> <th>Read</th> <th>Ant</th> <th>Cable</th> <th>Preamp</th> <th>Aux</th> <th>APos</th> <th>TPos</th> <th colspan="2">Remark</th> </tr> <tr> <th>Freq</th> <th>Level</th> <th>Line Margin</th> <th>Level Factor</th> <th>Loss Factor</th> <th>Factor</th> <th>Factor</th> <th>Factor</th> <th>cm</th> <th>deg</th> </tr> </thead> <tbody> <tr> <td>1</td> <td>5393.33</td> <td>55.85</td> <td>74.00</td> <td>-18.15</td> <td>40.13</td> <td>34.40</td> <td>10.88</td> <td>29.56</td> <td>0.00</td> <td>0</td> <td>0</td> <td>PEAK</td> </tr> <tr> <td>2</td> <td>5469.34</td> <td>55.46</td> <td>68.30</td> <td>-12.84</td> <td>39.63</td> <td>34.47</td> <td>10.99</td> <td>29.63</td> <td>0.00</td> <td>0</td> <td>0</td> <td>PEAK</td> </tr> </tbody> </table>	Limit	Read	Ant	Cable	Preamp	Aux	APos	TPos	Remark		Freq	Level	Line Margin	Level Factor	Loss Factor	Factor	Factor	Factor	cm	deg	1	5393.33	55.85	74.00	-18.15	40.13	34.40	10.88	29.56	0.00	0	0	PEAK	2	5469.34	55.46	68.30	-12.84	39.63	34.47	10.99	29.63	0.00	0	0	PEAK	<table border="1"> <thead> <tr> <th>Limit</th> <th>Read</th> <th>Ant</th> <th>Cable</th> <th>Preamp</th> <th>Aux</th> <th>APos</th> <th>TPos</th> <th colspan="2">Remark</th> </tr> <tr> <th>Freq</th> <th>Level</th> <th>Line Margin</th> <th>Level Factor</th> <th>Loss Factor</th> <th>Factor</th> <th>Factor</th> <th>Factor</th> <th>cm</th> <th>deg</th> </tr> </thead> <tbody> <tr> <td>1</td> <td>5610.00</td> <td>102.00</td> <td>-----</td> <td>-----</td> <td>86.17</td> <td>34.40</td> <td>11.19</td> <td>29.76</td> <td>0.00</td> <td>0</td> <td>0</td> <td>PEAK</td> </tr> </tbody> </table>	Limit	Read	Ant	Cable	Preamp	Aux	APos	TPos	Remark		Freq	Level	Line Margin	Level Factor	Loss Factor	Factor	Factor	Factor	cm	deg	1	5610.00	102.00	-----	-----	86.17	34.40	11.19	29.76	0.00	0	0	PEAK
Limit	Read	Ant	Cable	Preamp	Aux	APos	TPos	Remark																																																																									
Freq	Level	Line Margin	Level Factor	Loss Factor	Factor	Factor	Factor	cm	deg																																																																								
1	5393.33	55.85	74.00	-18.15	40.13	34.40	10.88	29.56	0.00	0	0	PEAK																																																																					
2	5469.34	55.46	68.30	-12.84	39.63	34.47	10.99	29.63	0.00	0	0	PEAK																																																																					
Limit	Read	Ant	Cable	Preamp	Aux	APos	TPos	Remark																																																																									
Freq	Level	Line Margin	Level Factor	Loss Factor	Factor	Factor	Factor	cm	deg																																																																								
1	5610.00	102.00	-----	-----	86.17	34.40	11.19	29.76	0.00	0	0	PEAK																																																																					
<b>Avg</b>	<table border="1"> <thead> <tr> <th>Limit</th> <th>Read</th> <th>Ant</th> <th>Cable</th> <th>Preamp</th> <th>Aux</th> <th>APos</th> <th>TPos</th> <th colspan="2">Remark</th> </tr> <tr> <th>Freq</th> <th>Level</th> <th>Line Margin</th> <th>Level Factor</th> <th>Loss Factor</th> <th>Factor</th> <th>Factor</th> <th>Factor</th> <th>cm</th> <th>deg</th> </tr> </thead> <tbody> <tr> <td>1</td> <td>5458.10</td> <td>45.17</td> <td>54.00</td> <td>-8.83</td> <td>29.35</td> <td>34.46</td> <td>10.90</td> <td>29.62</td> <td>0.00</td> <td>0</td> <td>0</td> <td>AVERAGE</td> </tr> </tbody> </table>	Limit	Read	Ant	Cable	Preamp	Aux	APos	TPos	Remark		Freq	Level	Line Margin	Level Factor	Loss Factor	Factor	Factor	Factor	cm	deg	1	5458.10	45.17	54.00	-8.83	29.35	34.46	10.90	29.62	0.00	0	0	AVERAGE	<table border="1"> <thead> <tr> <th>Limit</th> <th>Read</th> <th>Ant</th> <th>Cable</th> <th>Preamp</th> <th>Aux</th> <th>APos</th> <th>TPos</th> <th colspan="2">Remark</th> </tr> <tr> <th>Freq</th> <th>Level</th> <th>Line Margin</th> <th>Level Factor</th> <th>Loss Factor</th> <th>Factor</th> <th>Factor</th> <th>Factor</th> <th>cm</th> <th>deg</th> </tr> </thead> <tbody> <tr> <td>1</td> <td>5610.00</td> <td>92.63</td> <td>-----</td> <td>-----</td> <td>76.80</td> <td>34.40</td> <td>11.19</td> <td>29.76</td> <td>0.00</td> <td>0</td> <td>0</td> <td>AVERAGE</td> </tr> </tbody> </table>	Limit	Read	Ant	Cable	Preamp	Aux	APos	TPos	Remark		Freq	Level	Line Margin	Level Factor	Loss Factor	Factor	Factor	Factor	cm	deg	1	5610.00	92.63	-----	-----	76.80	34.40	11.19	29.76	0.00	0	0	AVERAGE													
Limit	Read	Ant	Cable	Preamp	Aux	APos	TPos	Remark																																																																									
Freq	Level	Line Margin	Level Factor	Loss Factor	Factor	Factor	Factor	cm	deg																																																																								
1	5458.10	45.17	54.00	-8.83	29.35	34.46	10.90	29.62	0.00	0	0	AVERAGE																																																																					
Limit	Read	Ant	Cable	Preamp	Aux	APos	TPos	Remark																																																																									
Freq	Level	Line Margin	Level Factor	Loss Factor	Factor	Factor	Factor	cm	deg																																																																								
1	5610.00	92.63	-----	-----	76.80	34.40	11.19	29.76	0.00	0	0	AVERAGE																																																																					



Mode	29																																																									
	Band Edge - R																																																									
	U-NII-2C_5.47-5.725_802.11be EHT80_CH122_Full RU_5610MHz																																																									
ANT	CDD 1+2																																																									
Pol.	Horizontal	Fundamental																																																								
Peak	<p>Level (dBuV/m)</p> <p>Frequency (MHz)</p> <p>5G BAND 1---3</p> <table border="1"> <thead> <tr> <th>Limit</th> <th>Read</th> <th>Ant</th> <th>Cable</th> <th>Preamp</th> <th>Aux</th> <th>APos</th> <th>TPos</th> </tr> <tr> <th>Freq</th> <th>Level</th> <th>Line</th> <th>Margin</th> <th>Level</th> <th>Factor</th> <th>Loss</th> <th>Factor</th> </tr> <tr> <th>MHz</th> <th>dBuV/m</th> <th>dBuV/m</th> <th>dB</th> <th>dBuV</th> <th>dB/m</th> <th>dB</th> <th>dB</th> </tr> </thead> <tbody> <tr> <td>1 5759.74</td> <td>57.15</td> <td>68.30</td> <td>-11.15</td> <td>40.90</td> <td>34.68</td> <td>11.35</td> <td>29.78</td> </tr> <tr> <td></td> <td></td> <td></td> <td></td> <td></td> <td></td> <td>0.00</td> <td>0</td> </tr> <tr> <td></td> <td></td> <td></td> <td></td> <td></td> <td></td> <td></td> <td>0</td> </tr> <tr> <td></td> <td></td> <td></td> <td></td> <td></td> <td></td> <td></td> <td>0</td> </tr> </tbody> </table>	Limit	Read	Ant	Cable	Preamp	Aux	APos	TPos	Freq	Level	Line	Margin	Level	Factor	Loss	Factor	MHz	dBuV/m	dBuV/m	dB	dBuV	dB/m	dB	dB	1 5759.74	57.15	68.30	-11.15	40.90	34.68	11.35	29.78							0.00	0								0								0	Blank
Limit	Read	Ant	Cable	Preamp	Aux	APos	TPos																																																			
Freq	Level	Line	Margin	Level	Factor	Loss	Factor																																																			
MHz	dBuV/m	dBuV/m	dB	dBuV	dB/m	dB	dB																																																			
1 5759.74	57.15	68.30	-11.15	40.90	34.68	11.35	29.78																																																			
						0.00	0																																																			
							0																																																			
							0																																																			

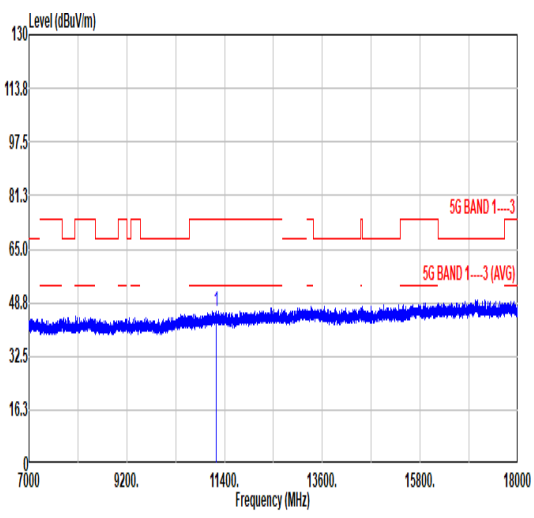
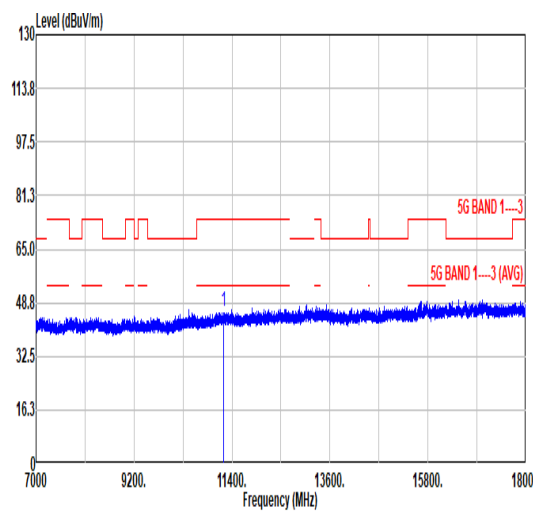
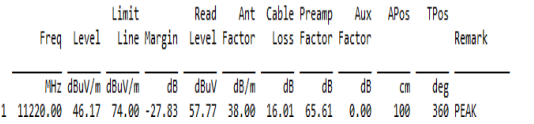
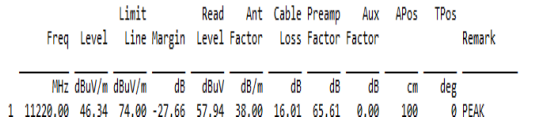


		29																																																																																											
Mode		Band Edge - L																																																																																											
		U-NII-2C_5.47-5.725_802.11be EHT80_CH122_Full RU_5610MHz																																																																																											
ANT		CDD 1+2																																																																																											
Pol.	Vertical	Fundamental																																																																																											
Peak	 <p>Level (dBuV/m) vs Frequency (MHz) for Vertical polarization. The plot shows a noisy baseline around 48.8 dBuV/m with two peaks labeled 1 and 2. A red limit line for 5G BAND 1-3 is shown at approximately 65.0 dBuV/m.</p> <table border="1"> <thead> <tr> <th>Limit</th> <th>Read</th> <th>Ant</th> <th>Cable</th> <th>Preamp</th> <th>Aux</th> <th>APos</th> <th>TPos</th> </tr> <tr> <th>Freq</th> <th>Level</th> <th>Line Margin</th> <th>Level Factor</th> <th>Loss Factor</th> <th>Factor</th> <th>Factor</th> <th>Remark</th> </tr> <tr> <th>MHz</th> <th>dBuV/m</th> <th>dBuV/m</th> <th>dB</th> <th>dBuV</th> <th>dB/m</th> <th>dB</th> <th>dB</th> <th>cm</th> <th>deg</th> </tr> </thead> <tbody> <tr> <td>1</td> <td>5449.60</td> <td>56.40</td> <td>74.00</td> <td>-17.60</td> <td>40.60</td> <td>34.45</td> <td>10.96</td> <td>29.61</td> <td>0.00</td> <td>0</td> <td>0</td> <td>PEAK</td> </tr> <tr> <td>2</td> <td>5465.64</td> <td>55.89</td> <td>68.30</td> <td>-12.41</td> <td>40.05</td> <td>34.47</td> <td>10.99</td> <td>29.62</td> <td>0.00</td> <td>0</td> <td>0</td> <td>PEAK</td> </tr> </tbody> </table>	Limit	Read	Ant	Cable	Preamp	Aux	APos	TPos	Freq	Level	Line Margin	Level Factor	Loss Factor	Factor	Factor	Remark	MHz	dBuV/m	dBuV/m	dB	dBuV	dB/m	dB	dB	cm	deg	1	5449.60	56.40	74.00	-17.60	40.60	34.45	10.96	29.61	0.00	0	0	PEAK	2	5465.64	55.89	68.30	-12.41	40.05	34.47	10.99	29.62	0.00	0	0	PEAK	 <p>Level (dBuV/m) vs Frequency (MHz) for Fundamental polarization. The plot shows a noisy baseline around 48.8 dBuV/m with a sharp peak labeled 1 at 5610 MHz. A red limit line for 5G BAND 1-3 is shown at approximately 65.0 dBuV/m.</p> <table border="1"> <thead> <tr> <th>Limit</th> <th>Read</th> <th>Ant</th> <th>Cable</th> <th>Preamp</th> <th>Aux</th> <th>APos</th> <th>TPos</th> </tr> <tr> <th>Freq</th> <th>Level</th> <th>Line Margin</th> <th>Level Factor</th> <th>Loss Factor</th> <th>Factor</th> <th>Factor</th> <th>Remark</th> </tr> <tr> <th>MHz</th> <th>dBuV/m</th> <th>dBuV/m</th> <th>dB</th> <th>dBuV</th> <th>dB/m</th> <th>dB</th> <th>dB</th> <th>cm</th> <th>deg</th> </tr> </thead> <tbody> <tr> <td>1</td> <td>5610.00</td> <td>101.64</td> <td>-----</td> <td>-----</td> <td>85.76</td> <td>34.44</td> <td>11.22</td> <td>29.78</td> <td>0.00</td> <td>0</td> <td>0</td> <td>PEAK</td> </tr> </tbody> </table>	Limit	Read	Ant	Cable	Preamp	Aux	APos	TPos	Freq	Level	Line Margin	Level Factor	Loss Factor	Factor	Factor	Remark	MHz	dBuV/m	dBuV/m	dB	dBuV	dB/m	dB	dB	cm	deg	1	5610.00	101.64	-----	-----	85.76	34.44	11.22	29.78	0.00	0	0	PEAK
	Limit	Read	Ant	Cable	Preamp	Aux	APos	TPos																																																																																					
Freq	Level	Line Margin	Level Factor	Loss Factor	Factor	Factor	Remark																																																																																						
MHz	dBuV/m	dBuV/m	dB	dBuV	dB/m	dB	dB	cm	deg																																																																																				
1	5449.60	56.40	74.00	-17.60	40.60	34.45	10.96	29.61	0.00	0	0	PEAK																																																																																	
2	5465.64	55.89	68.30	-12.41	40.05	34.47	10.99	29.62	0.00	0	0	PEAK																																																																																	
Limit	Read	Ant	Cable	Preamp	Aux	APos	TPos																																																																																						
Freq	Level	Line Margin	Level Factor	Loss Factor	Factor	Factor	Remark																																																																																						
MHz	dBuV/m	dBuV/m	dB	dBuV	dB/m	dB	dB	cm	deg																																																																																				
1	5610.00	101.64	-----	-----	85.76	34.44	11.22	29.78	0.00	0	0	PEAK																																																																																	
Avg	 <p>Level (dBuV/m) vs Frequency (MHz) for Vertical polarization. The plot shows a noisy baseline around 48.8 dBuV/m with a peak labeled 1 at 5457.26 MHz. A red limit line for 5G BAND 1-3 (AVG) is shown at approximately 48.8 dBuV/m.</p> <table border="1"> <thead> <tr> <th>Limit</th> <th>Read</th> <th>Ant</th> <th>Cable</th> <th>Preamp</th> <th>Aux</th> <th>APos</th> <th>TPos</th> </tr> <tr> <th>Freq</th> <th>Level</th> <th>Line Margin</th> <th>Level Factor</th> <th>Loss Factor</th> <th>Factor</th> <th>Factor</th> <th>Remark</th> </tr> <tr> <th>MHz</th> <th>dBuV/m</th> <th>dBuV/m</th> <th>dB</th> <th>dBuV</th> <th>dB/m</th> <th>dB</th> <th>dB</th> <th>cm</th> <th>deg</th> </tr> </thead> <tbody> <tr> <td>1</td> <td>5457.26</td> <td>45.19</td> <td>54.00</td> <td>-8.81</td> <td>29.37</td> <td>34.46</td> <td>10.98</td> <td>29.62</td> <td>0.00</td> <td>0</td> <td>0</td> <td>AVERAGE</td> </tr> </tbody> </table>	Limit	Read	Ant	Cable	Preamp	Aux	APos	TPos	Freq	Level	Line Margin	Level Factor	Loss Factor	Factor	Factor	Remark	MHz	dBuV/m	dBuV/m	dB	dBuV	dB/m	dB	dB	cm	deg	1	5457.26	45.19	54.00	-8.81	29.37	34.46	10.98	29.62	0.00	0	0	AVERAGE	 <p>Level (dBuV/m) vs Frequency (MHz) for Fundamental polarization. The plot shows a noisy baseline around 48.8 dBuV/m with a peak labeled 1 at 5610 MHz. A red limit line for 5G BAND 1-3 (AVG) is shown at approximately 48.8 dBuV/m.</p> <table border="1"> <thead> <tr> <th>Limit</th> <th>Read</th> <th>Ant</th> <th>Cable</th> <th>Preamp</th> <th>Aux</th> <th>APos</th> <th>TPos</th> </tr> <tr> <th>Freq</th> <th>Level</th> <th>Line Margin</th> <th>Level Factor</th> <th>Loss Factor</th> <th>Factor</th> <th>Factor</th> <th>Remark</th> </tr> <tr> <th>MHz</th> <th>dBuV/m</th> <th>dBuV/m</th> <th>dB</th> <th>dBuV</th> <th>dB/m</th> <th>dB</th> <th>dB</th> <th>cm</th> <th>deg</th> </tr> </thead> <tbody> <tr> <td>1</td> <td>5610.00</td> <td>92.39</td> <td>-----</td> <td>-----</td> <td>76.56</td> <td>34.40</td> <td>11.19</td> <td>29.76</td> <td>0.00</td> <td>0</td> <td>0</td> <td>AVERAGE</td> </tr> </tbody> </table>	Limit	Read	Ant	Cable	Preamp	Aux	APos	TPos	Freq	Level	Line Margin	Level Factor	Loss Factor	Factor	Factor	Remark	MHz	dBuV/m	dBuV/m	dB	dBuV	dB/m	dB	dB	cm	deg	1	5610.00	92.39	-----	-----	76.56	34.40	11.19	29.76	0.00	0	0	AVERAGE													
	Limit	Read	Ant	Cable	Preamp	Aux	APos	TPos																																																																																					
Freq	Level	Line Margin	Level Factor	Loss Factor	Factor	Factor	Remark																																																																																						
MHz	dBuV/m	dBuV/m	dB	dBuV	dB/m	dB	dB	cm	deg																																																																																				
1	5457.26	45.19	54.00	-8.81	29.37	34.46	10.98	29.62	0.00	0	0	AVERAGE																																																																																	
Limit	Read	Ant	Cable	Preamp	Aux	APos	TPos																																																																																						
Freq	Level	Line Margin	Level Factor	Loss Factor	Factor	Factor	Remark																																																																																						
MHz	dBuV/m	dBuV/m	dB	dBuV	dB/m	dB	dB	cm	deg																																																																																				
1	5610.00	92.39	-----	-----	76.56	34.40	11.19	29.76	0.00	0	0	AVERAGE																																																																																	



Mode	29																																								
	Band Edge - R																																								
	U-NII-2C_5.47-5.725_802.11be EHT80_CH122_Full RU_5610MHz																																								
ANT	CDD 1+2																																								
Pol.	Vertical	Fundamental																																							
Peak	<table border="1"> <thead> <tr> <th>Limit</th> <th>Read</th> <th>Ant</th> <th>Cable</th> <th>Preamp</th> <th>Aux</th> <th>APos</th> <th>TPos</th> <th>Remark</th> </tr> <tr> <th>Freq</th> <th>Level</th> <th>Line</th> <th>Margin</th> <th>Level</th> <th>Factor</th> <th>Loss</th> <th>Factor</th> <th>Factor</th> </tr> <tr> <th>MHz</th> <th>dBuV/m</th> <th>dBuV/m</th> <th>dB</th> <th>dBuV</th> <th>dB/m</th> <th>dB</th> <th>dB</th> <th>cm</th> <th>deg</th> </tr> </thead> <tbody> <tr> <td>1 5728.81</td> <td>57.15</td> <td>68.30</td> <td>-11.15</td> <td>41.04</td> <td>34.59</td> <td>11.31</td> <td>29.79</td> <td>0.00</td> <td>0</td> <td>0 PEAK</td> </tr> </tbody> </table>	Limit	Read	Ant	Cable	Preamp	Aux	APos	TPos	Remark	Freq	Level	Line	Margin	Level	Factor	Loss	Factor	Factor	MHz	dBuV/m	dBuV/m	dB	dBuV	dB/m	dB	dB	cm	deg	1 5728.81	57.15	68.30	-11.15	41.04	34.59	11.31	29.79	0.00	0	0 PEAK	Blank
Limit	Read	Ant	Cable	Preamp	Aux	APos	TPos	Remark																																	
Freq	Level	Line	Margin	Level	Factor	Loss	Factor	Factor																																	
MHz	dBuV/m	dBuV/m	dB	dBuV	dB/m	dB	dB	cm	deg																																
1 5728.81	57.15	68.30	-11.15	41.04	34.59	11.31	29.79	0.00	0	0 PEAK																															



Mode	29																																																																																	
	Harmonic																																																																																	
	U-NII-2C_5.47-5.725_802.11be EHT80_CH122_Full RU_5610MHz																																																																																	
ANT	CDD 1+2																																																																																	
Pol.	Horizontal	Vertical																																																																																
Peak																																																																																		
Avg																																																																																		
	<table border="1"> <thead> <tr> <th>Limit</th> <th>Read</th> <th>Ant</th> <th>Cable</th> <th>Preamp</th> <th>Aux</th> <th>APos</th> <th>TPos</th> <th>Remark</th> </tr> <tr> <th>Freq</th> <th>Level</th> <th>Line Margin</th> <th>Level</th> <th>Factor</th> <th>Loss Factor</th> <th>Factor</th> <th></th> <th></th> </tr> <tr> <th>MHz</th> <th>dBuV/m</th> <th>dBuV/m</th> <th>dB</th> <th>dBuV</th> <th>dB/m</th> <th>dB</th> <th>dB</th> <th>cm</th> <th>deg</th> </tr> </thead> <tbody> <tr> <td>1 11220.00</td> <td>46.17</td> <td>74.00</td> <td>-27.83</td> <td>57.77</td> <td>38.00</td> <td>16.01</td> <td>65.61</td> <td>0.00</td> <td>100</td> <td>360</td> <td>PEAK</td> </tr> </tbody> </table>	Limit	Read	Ant	Cable	Preamp	Aux	APos	TPos	Remark	Freq	Level	Line Margin	Level	Factor	Loss Factor	Factor			MHz	dBuV/m	dBuV/m	dB	dBuV	dB/m	dB	dB	cm	deg	1 11220.00	46.17	74.00	-27.83	57.77	38.00	16.01	65.61	0.00	100	360	PEAK	<table border="1"> <thead> <tr> <th>Limit</th> <th>Read</th> <th>Ant</th> <th>Cable</th> <th>Preamp</th> <th>Aux</th> <th>APos</th> <th>TPos</th> <th>Remark</th> </tr> <tr> <th>Freq</th> <th>Level</th> <th>Line Margin</th> <th>Level</th> <th>Factor</th> <th>Loss Factor</th> <th>Factor</th> <th></th> <th></th> </tr> <tr> <th>MHz</th> <th>dBuV/m</th> <th>dBuV/m</th> <th>dB</th> <th>dBuV</th> <th>dB/m</th> <th>dB</th> <th>dB</th> <th>cm</th> <th>deg</th> </tr> </thead> <tbody> <tr> <td>1 11220.00</td> <td>46.34</td> <td>74.00</td> <td>-27.66</td> <td>57.94</td> <td>38.00</td> <td>16.01</td> <td>65.61</td> <td>0.00</td> <td>100</td> <td>0</td> <td>PEAK</td> </tr> </tbody> </table>	Limit	Read	Ant	Cable	Preamp	Aux	APos	TPos	Remark	Freq	Level	Line Margin	Level	Factor	Loss Factor	Factor			MHz	dBuV/m	dBuV/m	dB	dBuV	dB/m	dB	dB	cm	deg	1 11220.00	46.34	74.00	-27.66	57.94	38.00	16.01	65.61	0.00	100	0	PEAK
Limit	Read	Ant	Cable	Preamp	Aux	APos	TPos	Remark																																																																										
Freq	Level	Line Margin	Level	Factor	Loss Factor	Factor																																																																												
MHz	dBuV/m	dBuV/m	dB	dBuV	dB/m	dB	dB	cm	deg																																																																									
1 11220.00	46.17	74.00	-27.83	57.77	38.00	16.01	65.61	0.00	100	360	PEAK																																																																							
Limit	Read	Ant	Cable	Preamp	Aux	APos	TPos	Remark																																																																										
Freq	Level	Line Margin	Level	Factor	Loss Factor	Factor																																																																												
MHz	dBuV/m	dBuV/m	dB	dBuV	dB/m	dB	dB	cm	deg																																																																									
1 11220.00	46.34	74.00	-27.66	57.94	38.00	16.01	65.61	0.00	100	0	PEAK																																																																							



Mode	30																																																																											
	Band Edge - L																																																																											
	U-NII-2A_5.15-5.35_802.11be EHT160_CH50_Full RU_5250MHz																																																																											
ANT	CDD 1+2																																																																											
Pol.	Horizontal	Fundamental																																																																										
Peak	<table border="1"> <thead> <tr> <th>Limit</th> <th>Read</th> <th>Ant</th> <th>Cable</th> <th>Preamp</th> <th>Aux</th> <th>APos</th> <th>TPos</th> </tr> <tr> <th>Freq</th> <th>Level</th> <th>Line Margin</th> <th>Level Factor</th> <th>Loss Factor</th> <th>Factor</th> <th></th> <th>Remark</th> </tr> <tr> <th>MHz</th> <th>dBuV/m</th> <th>dBuV/m</th> <th>dB</th> <th>dBuV</th> <th>dB/m</th> <th>dB</th> <th>dB</th> <th>cm</th> <th>deg</th> </tr> </thead> <tbody> <tr> <td>1 5133.63</td> <td>59.46</td> <td>74.00</td> <td>-14.54</td> <td>43.77</td> <td>34.37</td> <td>10.61</td> <td>29.29</td> <td>0.00</td> <td>100</td> <td>114 PEAK</td> </tr> </tbody> </table>	Limit	Read	Ant	Cable	Preamp	Aux	APos	TPos	Freq	Level	Line Margin	Level Factor	Loss Factor	Factor		Remark	MHz	dBuV/m	dBuV/m	dB	dBuV	dB/m	dB	dB	cm	deg	1 5133.63	59.46	74.00	-14.54	43.77	34.37	10.61	29.29	0.00	100	114 PEAK	<table border="1"> <thead> <tr> <th>Limit</th> <th>Read</th> <th>Ant</th> <th>Cable</th> <th>Preamp</th> <th>Aux</th> <th>APos</th> <th>TPos</th> </tr> <tr> <th>Freq</th> <th>Level</th> <th>Line Margin</th> <th>Level Factor</th> <th>Loss Factor</th> <th>Factor</th> <th></th> <th>Remark</th> </tr> <tr> <th>MHz</th> <th>dBuV/m</th> <th>dBuV/m</th> <th>dB</th> <th>dBuV</th> <th>dB/m</th> <th>dB</th> <th>dB</th> <th>cm</th> <th>deg</th> </tr> </thead> <tbody> <tr> <td>1 5250.00</td> <td>98.98</td> <td>-----</td> <td>-----</td> <td>83.18</td> <td>34.50</td> <td>10.78</td> <td>29.48</td> <td>0.00</td> <td>100</td> <td>114 PEAK</td> </tr> </tbody> </table>	Limit	Read	Ant	Cable	Preamp	Aux	APos	TPos	Freq	Level	Line Margin	Level Factor	Loss Factor	Factor		Remark	MHz	dBuV/m	dBuV/m	dB	dBuV	dB/m	dB	dB	cm	deg	1 5250.00	98.98	-----	-----	83.18	34.50	10.78	29.48	0.00	100	114 PEAK
	Limit	Read	Ant	Cable	Preamp	Aux	APos	TPos																																																																				
Freq	Level	Line Margin	Level Factor	Loss Factor	Factor		Remark																																																																					
MHz	dBuV/m	dBuV/m	dB	dBuV	dB/m	dB	dB	cm	deg																																																																			
1 5133.63	59.46	74.00	-14.54	43.77	34.37	10.61	29.29	0.00	100	114 PEAK																																																																		
Limit	Read	Ant	Cable	Preamp	Aux	APos	TPos																																																																					
Freq	Level	Line Margin	Level Factor	Loss Factor	Factor		Remark																																																																					
MHz	dBuV/m	dBuV/m	dB	dBuV	dB/m	dB	dB	cm	deg																																																																			
1 5250.00	98.98	-----	-----	83.18	34.50	10.78	29.48	0.00	100	114 PEAK																																																																		
Avg	<table border="1"> <thead> <tr> <th>Limit</th> <th>Read</th> <th>Ant</th> <th>Cable</th> <th>Preamp</th> <th>Aux</th> <th>APos</th> <th>TPos</th> </tr> <tr> <th>Freq</th> <th>Level</th> <th>Line Margin</th> <th>Level Factor</th> <th>Loss Factor</th> <th>Factor</th> <th></th> <th>Remark</th> </tr> <tr> <th>MHz</th> <th>dBuV/m</th> <th>dBuV/m</th> <th>dB</th> <th>dBuV</th> <th>dB/m</th> <th>dB</th> <th>dB</th> <th>cm</th> <th>deg</th> </tr> </thead> <tbody> <tr> <td>1 5094.63</td> <td>47.70</td> <td>54.00</td> <td>-6.30</td> <td>32.07</td> <td>34.29</td> <td>10.60</td> <td>29.26</td> <td>0.00</td> <td>100</td> <td>114 AVERAGE</td> </tr> </tbody> </table>	Limit	Read	Ant	Cable	Preamp	Aux	APos	TPos	Freq	Level	Line Margin	Level Factor	Loss Factor	Factor		Remark	MHz	dBuV/m	dBuV/m	dB	dBuV	dB/m	dB	dB	cm	deg	1 5094.63	47.70	54.00	-6.30	32.07	34.29	10.60	29.26	0.00	100	114 AVERAGE	<table border="1"> <thead> <tr> <th>Limit</th> <th>Read</th> <th>Ant</th> <th>Cable</th> <th>Preamp</th> <th>Aux</th> <th>APos</th> <th>TPos</th> </tr> <tr> <th>Freq</th> <th>Level</th> <th>Line Margin</th> <th>Level Factor</th> <th>Loss Factor</th> <th>Factor</th> <th></th> <th>Remark</th> </tr> <tr> <th>MHz</th> <th>dBuV/m</th> <th>dBuV/m</th> <th>dB</th> <th>dBuV</th> <th>dB/m</th> <th>dB</th> <th>dB</th> <th>cm</th> <th>deg</th> </tr> </thead> <tbody> <tr> <td>1 5250.00</td> <td>89.80</td> <td>-----</td> <td>-----</td> <td>74.00</td> <td>34.50</td> <td>10.78</td> <td>29.48</td> <td>0.00</td> <td>100</td> <td>114 AVERAGE</td> </tr> </tbody> </table>	Limit	Read	Ant	Cable	Preamp	Aux	APos	TPos	Freq	Level	Line Margin	Level Factor	Loss Factor	Factor		Remark	MHz	dBuV/m	dBuV/m	dB	dBuV	dB/m	dB	dB	cm	deg	1 5250.00	89.80	-----	-----	74.00	34.50	10.78	29.48	0.00	100	114 AVERAGE
Limit	Read	Ant	Cable	Preamp	Aux	APos	TPos																																																																					
Freq	Level	Line Margin	Level Factor	Loss Factor	Factor		Remark																																																																					
MHz	dBuV/m	dBuV/m	dB	dBuV	dB/m	dB	dB	cm	deg																																																																			
1 5094.63	47.70	54.00	-6.30	32.07	34.29	10.60	29.26	0.00	100	114 AVERAGE																																																																		
Limit	Read	Ant	Cable	Preamp	Aux	APos	TPos																																																																					
Freq	Level	Line Margin	Level Factor	Loss Factor	Factor		Remark																																																																					
MHz	dBuV/m	dBuV/m	dB	dBuV	dB/m	dB	dB	cm	deg																																																																			
1 5250.00	89.80	-----	-----	74.00	34.50	10.78	29.48	0.00	100	114 AVERAGE																																																																		



Mode	30																																	
	Band Edge - R																																	
	U-NII-2A_5.15-5.35_802.11be EHT160_CH50_Full RU_5250MHz																																	
ANT	CDD 1+2																																	
Pol.	Horizontal	Fundamental																																
Peak	<table border="1"> <thead> <tr> <th>Limit</th> <th>Read</th> <th>Ant</th> <th>Cable</th> <th>Preamp</th> <th>Aux</th> <th>APos</th> <th>TPos</th> </tr> <tr> <th>Freq</th> <th>Level</th> <th>Line</th> <th>Margin</th> <th>Level</th> <th>Factor</th> <th>Loss</th> <th>Factor</th> </tr> <tr> <th>MHz</th> <th>dBuV/m</th> <th>dBuV/m</th> <th>dB</th> <th>dBuV</th> <th>dB/m</th> <th>dB</th> <th>dB</th> </tr> </thead> <tbody> <tr> <td>1 5408.45</td> <td>60.64</td> <td>74.00</td> <td>-13.36</td> <td>44.82</td> <td>34.50</td> <td>10.90</td> <td>29.58</td> </tr> </tbody> </table>	Limit	Read	Ant	Cable	Preamp	Aux	APos	TPos	Freq	Level	Line	Margin	Level	Factor	Loss	Factor	MHz	dBuV/m	dBuV/m	dB	dBuV	dB/m	dB	dB	1 5408.45	60.64	74.00	-13.36	44.82	34.50	10.90	29.58	Blank
Limit	Read	Ant	Cable	Preamp	Aux	APos	TPos																											
Freq	Level	Line	Margin	Level	Factor	Loss	Factor																											
MHz	dBuV/m	dBuV/m	dB	dBuV	dB/m	dB	dB																											
1 5408.45	60.64	74.00	-13.36	44.82	34.50	10.90	29.58																											
Avg	<table border="1"> <thead> <tr> <th>Limit</th> <th>Read</th> <th>Ant</th> <th>Cable</th> <th>Preamp</th> <th>Aux</th> <th>APos</th> <th>TPos</th> </tr> <tr> <th>Freq</th> <th>Level</th> <th>Line</th> <th>Margin</th> <th>Level</th> <th>Factor</th> <th>Loss</th> <th>Factor</th> </tr> <tr> <th>MHz</th> <th>dBuV/m</th> <th>dBuV/m</th> <th>dB</th> <th>dBuV</th> <th>dB/m</th> <th>dB</th> <th>dB</th> </tr> </thead> <tbody> <tr> <td>1 5430.70</td> <td>49.37</td> <td>54.00</td> <td>-4.63</td> <td>33.50</td> <td>34.52</td> <td>10.94</td> <td>29.59</td> </tr> </tbody> </table>	Limit	Read	Ant	Cable	Preamp	Aux	APos	TPos	Freq	Level	Line	Margin	Level	Factor	Loss	Factor	MHz	dBuV/m	dBuV/m	dB	dBuV	dB/m	dB	dB	1 5430.70	49.37	54.00	-4.63	33.50	34.52	10.94	29.59	Blank
Limit	Read	Ant	Cable	Preamp	Aux	APos	TPos																											
Freq	Level	Line	Margin	Level	Factor	Loss	Factor																											
MHz	dBuV/m	dBuV/m	dB	dBuV	dB/m	dB	dB																											
1 5430.70	49.37	54.00	-4.63	33.50	34.52	10.94	29.59																											





Mode	30																																																																											
	Band Edge - L																																																																											
	U-NII-2A_5.15-5.35_802.11be EHT160_CH50_Full RU_5250MHz																																																																											
ANT	CDD 1+2																																																																											
Pol.	Vertical	Fundamental																																																																										
Peak	<table border="1"> <thead> <tr> <th>Limit</th> <th>Read</th> <th>Ant</th> <th>Cable</th> <th>Preamp</th> <th>Aux</th> <th>APos</th> <th>TPos</th> </tr> <tr> <th>Freq</th> <th>Level</th> <th>Line</th> <th>Level</th> <th>Factor</th> <th>Loss</th> <th>Factor</th> <th>Factor</th> </tr> <tr> <th>MHz</th> <th>dBuV/m</th> <th>dBuV/m</th> <th>dB</th> <th>dBuV</th> <th>dB/m</th> <th>dB</th> <th>dB</th> </tr> </thead> <tbody> <tr> <td>1</td> <td>5078.88</td> <td>59.53</td> <td>74.00</td> <td>-14.47</td> <td>43.93</td> <td>34.26</td> <td>10.59</td> <td>29.25</td> <td>0.00</td> <td>307</td> <td>67</td> <td>PEAK</td> </tr> </tbody> </table>	Limit	Read	Ant	Cable	Preamp	Aux	APos	TPos	Freq	Level	Line	Level	Factor	Loss	Factor	Factor	MHz	dBuV/m	dBuV/m	dB	dBuV	dB/m	dB	dB	1	5078.88	59.53	74.00	-14.47	43.93	34.26	10.59	29.25	0.00	307	67	PEAK	<table border="1"> <thead> <tr> <th>Limit</th> <th>Read</th> <th>Ant</th> <th>Cable</th> <th>Preamp</th> <th>Aux</th> <th>APos</th> <th>TPos</th> </tr> <tr> <th>Freq</th> <th>Level</th> <th>Line</th> <th>Level</th> <th>Factor</th> <th>Loss</th> <th>Factor</th> <th>Factor</th> </tr> <tr> <th>MHz</th> <th>dBuV/m</th> <th>dBuV/m</th> <th>dB</th> <th>dBuV</th> <th>dB/m</th> <th>dB</th> <th>dB</th> </tr> </thead> <tbody> <tr> <td>1</td> <td>5250.00</td> <td>99.87</td> <td>-----</td> <td>-----</td> <td>84.07</td> <td>34.50</td> <td>10.79</td> <td>29.49</td> <td>0.00</td> <td>307</td> <td>67</td> <td>PEAK</td> </tr> </tbody> </table>	Limit	Read	Ant	Cable	Preamp	Aux	APos	TPos	Freq	Level	Line	Level	Factor	Loss	Factor	Factor	MHz	dBuV/m	dBuV/m	dB	dBuV	dB/m	dB	dB	1	5250.00	99.87	-----	-----	84.07	34.50	10.79	29.49	0.00	307	67	PEAK
	Limit	Read	Ant	Cable	Preamp	Aux	APos	TPos																																																																				
Freq	Level	Line	Level	Factor	Loss	Factor	Factor																																																																					
MHz	dBuV/m	dBuV/m	dB	dBuV	dB/m	dB	dB																																																																					
1	5078.88	59.53	74.00	-14.47	43.93	34.26	10.59	29.25	0.00	307	67	PEAK																																																																
Limit	Read	Ant	Cable	Preamp	Aux	APos	TPos																																																																					
Freq	Level	Line	Level	Factor	Loss	Factor	Factor																																																																					
MHz	dBuV/m	dBuV/m	dB	dBuV	dB/m	dB	dB																																																																					
1	5250.00	99.87	-----	-----	84.07	34.50	10.79	29.49	0.00	307	67	PEAK																																																																
Avg	<table border="1"> <thead> <tr> <th>Limit</th> <th>Read</th> <th>Ant</th> <th>Cable</th> <th>Preamp</th> <th>Aux</th> <th>APos</th> <th>TPos</th> </tr> <tr> <th>Freq</th> <th>Level</th> <th>Line</th> <th>Level</th> <th>Factor</th> <th>Loss</th> <th>Factor</th> <th>Factor</th> </tr> <tr> <th>MHz</th> <th>dBuV/m</th> <th>dBuV/m</th> <th>dB</th> <th>dBuV</th> <th>dB/m</th> <th>dB</th> <th>dB</th> </tr> </thead> <tbody> <tr> <td>1</td> <td>5097.63</td> <td>47.56</td> <td>54.00</td> <td>-6.44</td> <td>31.92</td> <td>34.30</td> <td>10.60</td> <td>29.26</td> <td>0.00</td> <td>307</td> <td>67</td> <td>AVERAGE</td> </tr> </tbody> </table>	Limit	Read	Ant	Cable	Preamp	Aux	APos	TPos	Freq	Level	Line	Level	Factor	Loss	Factor	Factor	MHz	dBuV/m	dBuV/m	dB	dBuV	dB/m	dB	dB	1	5097.63	47.56	54.00	-6.44	31.92	34.30	10.60	29.26	0.00	307	67	AVERAGE	<table border="1"> <thead> <tr> <th>Limit</th> <th>Read</th> <th>Ant</th> <th>Cable</th> <th>Preamp</th> <th>Aux</th> <th>APos</th> <th>TPos</th> </tr> <tr> <th>Freq</th> <th>Level</th> <th>Line</th> <th>Level</th> <th>Factor</th> <th>Loss</th> <th>Factor</th> <th>Factor</th> </tr> <tr> <th>MHz</th> <th>dBuV/m</th> <th>dBuV/m</th> <th>dB</th> <th>dBuV</th> <th>dB/m</th> <th>dB</th> <th>dB</th> </tr> </thead> <tbody> <tr> <td>1</td> <td>5250.00</td> <td>90.68</td> <td>-----</td> <td>-----</td> <td>74.88</td> <td>34.50</td> <td>10.78</td> <td>29.48</td> <td>0.00</td> <td>307</td> <td>67</td> <td>AVERAGE</td> </tr> </tbody> </table>	Limit	Read	Ant	Cable	Preamp	Aux	APos	TPos	Freq	Level	Line	Level	Factor	Loss	Factor	Factor	MHz	dBuV/m	dBuV/m	dB	dBuV	dB/m	dB	dB	1	5250.00	90.68	-----	-----	74.88	34.50	10.78	29.48	0.00	307	67	AVERAGE
Limit	Read	Ant	Cable	Preamp	Aux	APos	TPos																																																																					
Freq	Level	Line	Level	Factor	Loss	Factor	Factor																																																																					
MHz	dBuV/m	dBuV/m	dB	dBuV	dB/m	dB	dB																																																																					
1	5097.63	47.56	54.00	-6.44	31.92	34.30	10.60	29.26	0.00	307	67	AVERAGE																																																																
Limit	Read	Ant	Cable	Preamp	Aux	APos	TPos																																																																					
Freq	Level	Line	Level	Factor	Loss	Factor	Factor																																																																					
MHz	dBuV/m	dBuV/m	dB	dBuV	dB/m	dB	dB																																																																					
1	5250.00	90.68	-----	-----	74.88	34.50	10.78	29.48	0.00	307	67	AVERAGE																																																																

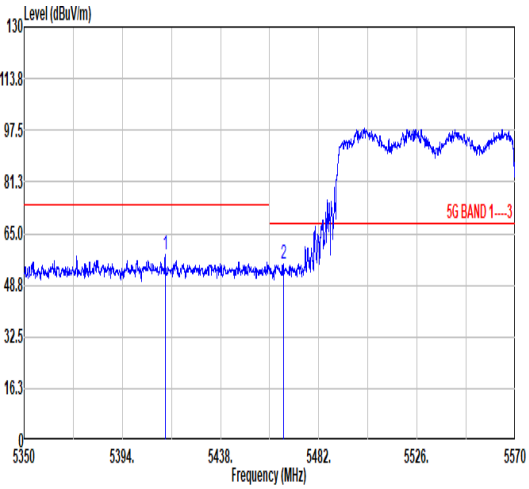
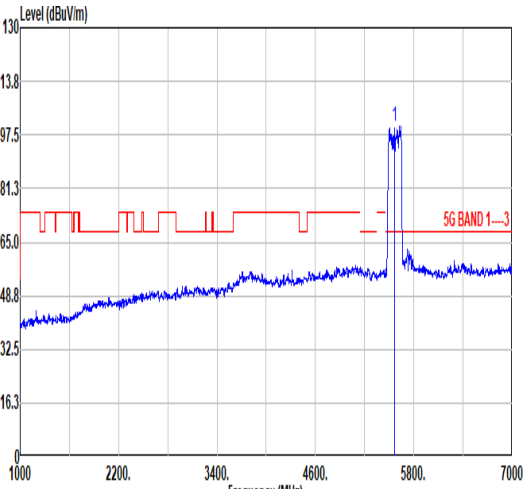
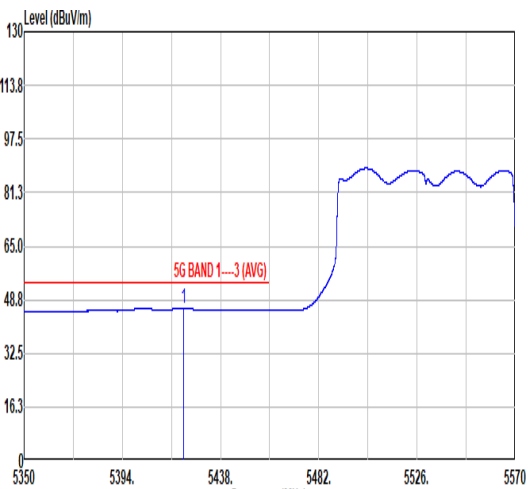
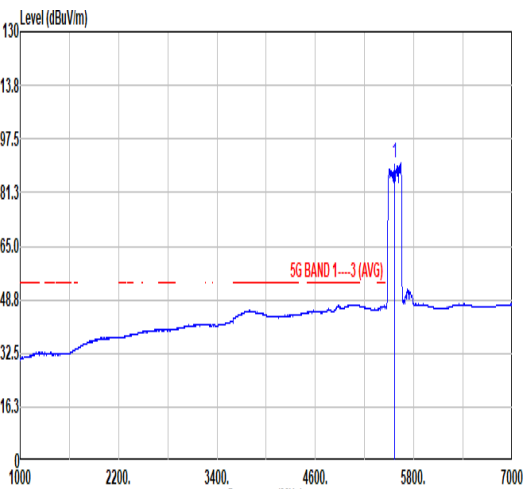


Mode	30																																	
	Band Edge - R																																	
	U-NII-2A_5.15-5.35_802.11be EHT160_CH50_Full RU_5250MHz																																	
ANT	CDD 1+2																																	
Pol.	Vertical	Fundamental																																
Peak	<table border="1"> <thead> <tr> <th>Limit</th> <th>Read</th> <th>Ant</th> <th>Cable</th> <th>Preamp</th> <th>Aux</th> <th>APos</th> <th>TPos</th> </tr> <tr> <th>Freq</th> <th>Level</th> <th>Line</th> <th>Margin</th> <th>Level</th> <th>Factor</th> <th>Loss</th> <th>Factor</th> </tr> <tr> <th>MHz</th> <th>dBuV/m</th> <th>dBuV/m</th> <th>dB</th> <th>dBuV</th> <th>dB/m</th> <th>dB</th> <th>dB</th> </tr> </thead> <tbody> <tr> <td>1 5400.89</td> <td>62.95</td> <td>74.00</td> <td>-11.05</td> <td>47.13</td> <td>34.50</td> <td>10.89</td> <td>29.57</td> </tr> </tbody> </table>	Limit	Read	Ant	Cable	Preamp	Aux	APos	TPos	Freq	Level	Line	Margin	Level	Factor	Loss	Factor	MHz	dBuV/m	dBuV/m	dB	dBuV	dB/m	dB	dB	1 5400.89	62.95	74.00	-11.05	47.13	34.50	10.89	29.57	Blank
Limit	Read	Ant	Cable	Preamp	Aux	APos	TPos																											
Freq	Level	Line	Margin	Level	Factor	Loss	Factor																											
MHz	dBuV/m	dBuV/m	dB	dBuV	dB/m	dB	dB																											
1 5400.89	62.95	74.00	-11.05	47.13	34.50	10.89	29.57																											
Avg	<table border="1"> <thead> <tr> <th>Limit</th> <th>Read</th> <th>Ant</th> <th>Cable</th> <th>Preamp</th> <th>Aux</th> <th>APos</th> <th>TPos</th> </tr> <tr> <th>Freq</th> <th>Level</th> <th>Line</th> <th>Margin</th> <th>Level</th> <th>Factor</th> <th>Loss</th> <th>Factor</th> </tr> <tr> <th>MHz</th> <th>dBuV/m</th> <th>dBuV/m</th> <th>dB</th> <th>dBuV</th> <th>dB/m</th> <th>dB</th> <th>dB</th> </tr> </thead> <tbody> <tr> <td>1 5414.30</td> <td>49.33</td> <td>54.00</td> <td>-4.67</td> <td>33.49</td> <td>34.51</td> <td>10.91</td> <td>29.58</td> </tr> </tbody> </table>	Limit	Read	Ant	Cable	Preamp	Aux	APos	TPos	Freq	Level	Line	Margin	Level	Factor	Loss	Factor	MHz	dBuV/m	dBuV/m	dB	dBuV	dB/m	dB	dB	1 5414.30	49.33	54.00	-4.67	33.49	34.51	10.91	29.58	Blank
Limit	Read	Ant	Cable	Preamp	Aux	APos	TPos																											
Freq	Level	Line	Margin	Level	Factor	Loss	Factor																											
MHz	dBuV/m	dBuV/m	dB	dBuV	dB/m	dB	dB																											
1 5414.30	49.33	54.00	-4.67	33.49	34.51	10.91	29.58																											



Mode	30																																																																																											
	Harmonic																																																																																											
	U-NII-2A_5.15-5.35_802.11be EHT160_CH50_Full RU_5250MHz																																																																																											
ANT	CDD 1+2																																																																																											
Pol.	Horizontal	Vertical																																																																																										
Peak Avg	<table border="1"> <thead> <tr> <th>Limit</th> <th>Read</th> <th>Ant</th> <th>Cable</th> <th>Preamp</th> <th>Aux</th> <th>APos</th> <th>TPos</th> <th>Remark</th> </tr> <tr> <th>Freq</th> <th>Level</th> <th>Line Margin</th> <th>Level Factor</th> <th>Loss Factor</th> <th>Factor</th> <th></th> <th></th> <th></th> </tr> <tr> <th>MHz</th> <th>dBuV/m</th> <th>dBuV/m</th> <th>dB</th> <th>dBuV</th> <th>dB/m</th> <th>dB</th> <th>dB</th> <th>dB</th> </tr> </thead> <tbody> <tr> <td>1 10500.00</td> <td>45.25</td> <td>68.30</td> <td>-23.05</td> <td>58.49</td> <td>37.45</td> <td>15.63</td> <td>66.32</td> <td>0.00</td> </tr> <tr> <td></td> <td></td> <td></td> <td></td> <td></td> <td></td> <td></td> <td></td> <td>100 360 PEAK</td> </tr> </tbody> </table>	Limit	Read	Ant	Cable	Preamp	Aux	APos	TPos	Remark	Freq	Level	Line Margin	Level Factor	Loss Factor	Factor				MHz	dBuV/m	dBuV/m	dB	dBuV	dB/m	dB	dB	dB	1 10500.00	45.25	68.30	-23.05	58.49	37.45	15.63	66.32	0.00									100 360 PEAK	<table border="1"> <thead> <tr> <th>Limit</th> <th>Read</th> <th>Ant</th> <th>Cable</th> <th>Preamp</th> <th>Aux</th> <th>APos</th> <th>TPos</th> <th>Remark</th> </tr> <tr> <th>Freq</th> <th>Level</th> <th>Line Margin</th> <th>Level Factor</th> <th>Loss Factor</th> <th>Factor</th> <th></th> <th></th> <th></th> </tr> <tr> <th>MHz</th> <th>dBuV/m</th> <th>dBuV/m</th> <th>dB</th> <th>dBuV</th> <th>dB/m</th> <th>dB</th> <th>dB</th> <th>dB</th> </tr> </thead> <tbody> <tr> <td>1 10500.00</td> <td>46.23</td> <td>68.30</td> <td>-22.07</td> <td>59.47</td> <td>37.45</td> <td>15.63</td> <td>66.32</td> <td>0.00</td> </tr> <tr> <td></td> <td></td> <td></td> <td></td> <td></td> <td></td> <td></td> <td></td> <td>100 0 PEAK</td> </tr> </tbody> </table>	Limit	Read	Ant	Cable	Preamp	Aux	APos	TPos	Remark	Freq	Level	Line Margin	Level Factor	Loss Factor	Factor				MHz	dBuV/m	dBuV/m	dB	dBuV	dB/m	dB	dB	dB	1 10500.00	46.23	68.30	-22.07	59.47	37.45	15.63	66.32	0.00									100 0 PEAK
Limit	Read	Ant	Cable	Preamp	Aux	APos	TPos	Remark																																																																																				
Freq	Level	Line Margin	Level Factor	Loss Factor	Factor																																																																																							
MHz	dBuV/m	dBuV/m	dB	dBuV	dB/m	dB	dB	dB																																																																																				
1 10500.00	45.25	68.30	-23.05	58.49	37.45	15.63	66.32	0.00																																																																																				
								100 360 PEAK																																																																																				
Limit	Read	Ant	Cable	Preamp	Aux	APos	TPos	Remark																																																																																				
Freq	Level	Line Margin	Level Factor	Loss Factor	Factor																																																																																							
MHz	dBuV/m	dBuV/m	dB	dBuV	dB/m	dB	dB	dB																																																																																				
1 10500.00	46.23	68.30	-22.07	59.47	37.45	15.63	66.32	0.00																																																																																				
								100 0 PEAK																																																																																				



Mode	31																																																																																																
	Band Edge - L																																																																																																
	U-NII-2C_5.47-5.725_802.11be EHT160_CH114_Full RU_5570MHz																																																																																																
ANT	CDD 1+2																																																																																																
Pol.	Horizontal	Fundamental																																																																																															
Peak	 <table border="1"> <thead> <tr> <th>Limit</th> <th>Read</th> <th>Ant</th> <th>Cable</th> <th>Preamp</th> <th>Aux</th> <th>APos</th> <th>TPos</th> <th>Remark</th> </tr> <tr> <th>Freq</th> <th>Level</th> <th>Line Margin</th> <th>Level Factor</th> <th>Loss Factor</th> <th>Loss Factor</th> <th>Factor</th> <th></th> <th></th> </tr> <tr> <th>MHz</th> <th>dBuV/m</th> <th>dBuV/m</th> <th>dB</th> <th>dBuV</th> <th>dB/m</th> <th>dB</th> <th>dB</th> <th>cm</th> <th>deg</th> </tr> </thead> <tbody> <tr> <td>1</td> <td>5413.26</td> <td>58.19</td> <td>74.00</td> <td>-15.81</td> <td>42.35</td> <td>34.51</td> <td>10.91</td> <td>29.58</td> <td>0.00</td> <td>105</td> <td>234</td> <td>PEAK</td> </tr> <tr> <td>2</td> <td>5466.28</td> <td>55.38</td> <td>68.30</td> <td>-12.92</td> <td>39.48</td> <td>34.53</td> <td>10.99</td> <td>29.62</td> <td>0.00</td> <td>105</td> <td>234</td> <td>PEAK</td> </tr> </tbody> </table>	Limit	Read	Ant	Cable	Preamp	Aux	APos	TPos	Remark	Freq	Level	Line Margin	Level Factor	Loss Factor	Loss Factor	Factor			MHz	dBuV/m	dBuV/m	dB	dBuV	dB/m	dB	dB	cm	deg	1	5413.26	58.19	74.00	-15.81	42.35	34.51	10.91	29.58	0.00	105	234	PEAK	2	5466.28	55.38	68.30	-12.92	39.48	34.53	10.99	29.62	0.00	105	234	PEAK	 <table border="1"> <thead> <tr> <th>Limit</th> <th>Read</th> <th>Ant</th> <th>Cable</th> <th>Preamp</th> <th>Aux</th> <th>APos</th> <th>TPos</th> <th>Remark</th> </tr> <tr> <th>Freq</th> <th>Level</th> <th>Line Margin</th> <th>Level Factor</th> <th>Loss Factor</th> <th>Loss Factor</th> <th>Factor</th> <th></th> <th></th> </tr> <tr> <th>MHz</th> <th>dBuV/m</th> <th>dBuV/m</th> <th>dB</th> <th>dBuV</th> <th>dB/m</th> <th>dB</th> <th>dB</th> <th>cm</th> <th>deg</th> </tr> </thead> <tbody> <tr> <td>1</td> <td>5570.00</td> <td>100.22</td> <td>-----</td> <td>-----</td> <td>84.14</td> <td>34.64</td> <td>11.21</td> <td>29.77</td> <td>0.00</td> <td>105</td> <td>234</td> <td>PEAK</td> </tr> </tbody> </table>	Limit	Read	Ant	Cable	Preamp	Aux	APos	TPos	Remark	Freq	Level	Line Margin	Level Factor	Loss Factor	Loss Factor	Factor			MHz	dBuV/m	dBuV/m	dB	dBuV	dB/m	dB	dB	cm	deg	1	5570.00	100.22	-----	-----	84.14	34.64	11.21	29.77	0.00	105	234	PEAK
	Limit	Read	Ant	Cable	Preamp	Aux	APos	TPos	Remark																																																																																								
Freq	Level	Line Margin	Level Factor	Loss Factor	Loss Factor	Factor																																																																																											
MHz	dBuV/m	dBuV/m	dB	dBuV	dB/m	dB	dB	cm	deg																																																																																								
1	5413.26	58.19	74.00	-15.81	42.35	34.51	10.91	29.58	0.00	105	234	PEAK																																																																																					
2	5466.28	55.38	68.30	-12.92	39.48	34.53	10.99	29.62	0.00	105	234	PEAK																																																																																					
Limit	Read	Ant	Cable	Preamp	Aux	APos	TPos	Remark																																																																																									
Freq	Level	Line Margin	Level Factor	Loss Factor	Loss Factor	Factor																																																																																											
MHz	dBuV/m	dBuV/m	dB	dBuV	dB/m	dB	dB	cm	deg																																																																																								
1	5570.00	100.22	-----	-----	84.14	34.64	11.21	29.77	0.00	105	234	PEAK																																																																																					
Avg	 <table border="1"> <thead> <tr> <th>Limit</th> <th>Read</th> <th>Ant</th> <th>Cable</th> <th>Preamp</th> <th>Aux</th> <th>APos</th> <th>TPos</th> <th>Remark</th> </tr> <tr> <th>Freq</th> <th>Level</th> <th>Line Margin</th> <th>Level Factor</th> <th>Loss Factor</th> <th>Loss Factor</th> <th>Factor</th> <th></th> <th></th> </tr> <tr> <th>MHz</th> <th>dBuV/m</th> <th>dBuV/m</th> <th>dB</th> <th>dBuV</th> <th>dB/m</th> <th>dB</th> <th>dB</th> <th>cm</th> <th>deg</th> </tr> </thead> <tbody> <tr> <td>1</td> <td>5421.35</td> <td>46.03</td> <td>54.00</td> <td>-7.97</td> <td>30.19</td> <td>34.51</td> <td>10.92</td> <td>29.59</td> <td>0.00</td> <td>105</td> <td>234</td> <td>AVERAGE</td> </tr> </tbody> </table>	Limit	Read	Ant	Cable	Preamp	Aux	APos	TPos	Remark	Freq	Level	Line Margin	Level Factor	Loss Factor	Loss Factor	Factor			MHz	dBuV/m	dBuV/m	dB	dBuV	dB/m	dB	dB	cm	deg	1	5421.35	46.03	54.00	-7.97	30.19	34.51	10.92	29.59	0.00	105	234	AVERAGE	 <table border="1"> <thead> <tr> <th>Limit</th> <th>Read</th> <th>Ant</th> <th>Cable</th> <th>Preamp</th> <th>Aux</th> <th>APos</th> <th>TPos</th> <th>Remark</th> </tr> <tr> <th>Freq</th> <th>Level</th> <th>Line Margin</th> <th>Level Factor</th> <th>Loss Factor</th> <th>Loss Factor</th> <th>Factor</th> <th></th> <th></th> </tr> <tr> <th>MHz</th> <th>dBuV/m</th> <th>dBuV/m</th> <th>dB</th> <th>dBuV</th> <th>dB/m</th> <th>dB</th> <th>dB</th> <th>cm</th> <th>deg</th> </tr> </thead> <tbody> <tr> <td>1</td> <td>5570.00</td> <td>90.47</td> <td>-----</td> <td>-----</td> <td>74.35</td> <td>34.67</td> <td>11.23</td> <td>29.78</td> <td>0.00</td> <td>105</td> <td>234</td> <td>AVERAGE</td> </tr> </tbody> </table>	Limit	Read	Ant	Cable	Preamp	Aux	APos	TPos	Remark	Freq	Level	Line Margin	Level Factor	Loss Factor	Loss Factor	Factor			MHz	dBuV/m	dBuV/m	dB	dBuV	dB/m	dB	dB	cm	deg	1	5570.00	90.47	-----	-----	74.35	34.67	11.23	29.78	0.00	105	234	AVERAGE													
	Limit	Read	Ant	Cable	Preamp	Aux	APos	TPos	Remark																																																																																								
Freq	Level	Line Margin	Level Factor	Loss Factor	Loss Factor	Factor																																																																																											
MHz	dBuV/m	dBuV/m	dB	dBuV	dB/m	dB	dB	cm	deg																																																																																								
1	5421.35	46.03	54.00	-7.97	30.19	34.51	10.92	29.59	0.00	105	234	AVERAGE																																																																																					
Limit	Read	Ant	Cable	Preamp	Aux	APos	TPos	Remark																																																																																									
Freq	Level	Line Margin	Level Factor	Loss Factor	Loss Factor	Factor																																																																																											
MHz	dBuV/m	dBuV/m	dB	dBuV	dB/m	dB	dB	cm	deg																																																																																								
1	5570.00	90.47	-----	-----	74.35	34.67	11.23	29.78	0.00	105	234	AVERAGE																																																																																					



Mode	31																																							
	Band Edge - R																																							
	U-NII-2C_5.47-5.725_802.11be EHT160_CH114_Full RU_5570MHz																																							
ANT	CDD 1+2																																							
Pol.	Horizontal	Fundamental																																						
Peak	<table border="1"> <thead> <tr> <th>Limit</th> <th>Read</th> <th>Ant</th> <th>Cable</th> <th>Preamp</th> <th>Aux</th> <th>APos</th> <th>TPos</th> <th>Remark</th> </tr> <tr> <th>Freq</th> <th>Level</th> <th>Line</th> <th>Margin</th> <th>Level</th> <th>Factor</th> <th>Loss</th> <th>Factor</th> <th>Factor</th> </tr> <tr> <th>MHz</th> <th>dBuV/m</th> <th>dBuV/m</th> <th>dB</th> <th>dBuV</th> <th>dB/m</th> <th>dB</th> <th>dB</th> <th>cm</th> <th>deg</th> </tr> </thead> <tbody> <tr> <td>1 5740.34</td> <td>62.04</td> <td>68.30</td> <td>-6.26</td> <td>45.64</td> <td>34.87</td> <td>11.32</td> <td>29.79</td> <td>0.00</td> <td>105 234 PEAK</td> </tr> </tbody> </table>	Limit	Read	Ant	Cable	Preamp	Aux	APos	TPos	Remark	Freq	Level	Line	Margin	Level	Factor	Loss	Factor	Factor	MHz	dBuV/m	dBuV/m	dB	dBuV	dB/m	dB	dB	cm	deg	1 5740.34	62.04	68.30	-6.26	45.64	34.87	11.32	29.79	0.00	105 234 PEAK	Blank
Limit	Read	Ant	Cable	Preamp	Aux	APos	TPos	Remark																																
Freq	Level	Line	Margin	Level	Factor	Loss	Factor	Factor																																
MHz	dBuV/m	dBuV/m	dB	dBuV	dB/m	dB	dB	cm	deg																															
1 5740.34	62.04	68.30	-6.26	45.64	34.87	11.32	29.79	0.00	105 234 PEAK																															

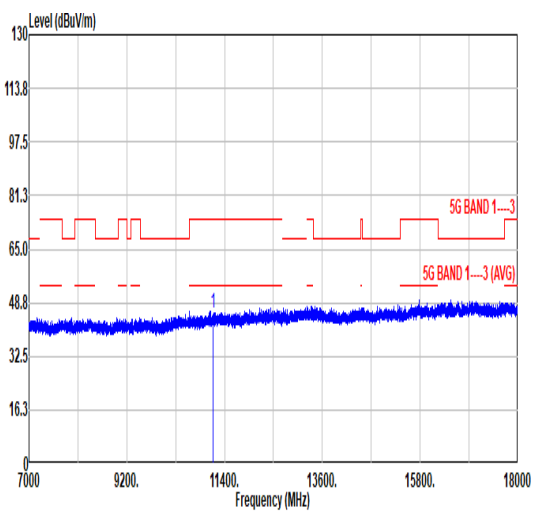
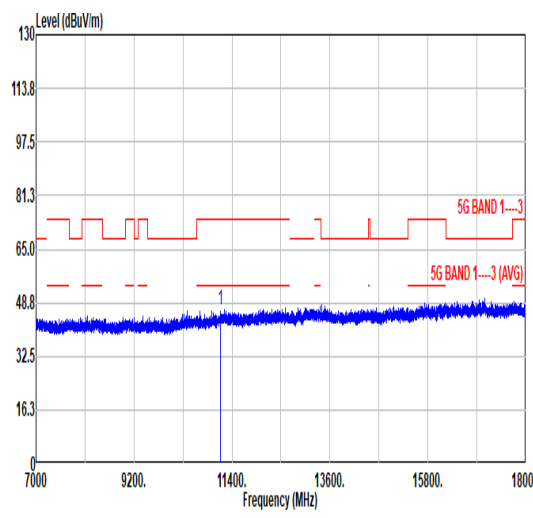


Mode	31																																																																																													
	Band Edge - L																																																																																													
	U-NII-2C_5.47-5.725_802.11be EHT160_CH114_Full RU_5570MHz																																																																																													
ANT	CDD 1+2																																																																																													
Pol.	Vertical	Fundamental																																																																																												
Peak	<table border="1"> <thead> <tr> <th>Limit</th> <th>Read</th> <th>Ant</th> <th>Cable</th> <th>Preamp</th> <th>Aux</th> <th>APos</th> <th>TPos</th> <th>Remark</th> </tr> <tr> <th>Freq</th> <th>Level</th> <th>Line Margin</th> <th>Level Factor</th> <th>Loss Factor</th> <th>Loss Factor</th> <th>Factor</th> <th></th> <th></th> </tr> <tr> <th>MHz</th> <th>dBuV/m</th> <th>dBuV/m</th> <th>dB</th> <th>dBuV</th> <th>dB/m</th> <th>dB</th> <th>dB</th> <th>cm</th> <th>deg</th> </tr> </thead> <tbody> <tr> <td>1</td> <td>5416.34</td> <td>58.52</td> <td>74.00</td> <td>-15.48</td> <td>42.68</td> <td>34.51</td> <td>10.91</td> <td>29.58</td> <td>0.00</td> <td>324</td> <td>69 PEAK</td> </tr> <tr> <td>2</td> <td>5468.70</td> <td>63.44</td> <td>68.30</td> <td>-4.86</td> <td>47.54</td> <td>34.53</td> <td>10.99</td> <td>29.62</td> <td>0.00</td> <td>324</td> <td>69 PEAK</td> </tr> </tbody> </table>	Limit	Read	Ant	Cable	Preamp	Aux	APos	TPos	Remark	Freq	Level	Line Margin	Level Factor	Loss Factor	Loss Factor	Factor			MHz	dBuV/m	dBuV/m	dB	dBuV	dB/m	dB	dB	cm	deg	1	5416.34	58.52	74.00	-15.48	42.68	34.51	10.91	29.58	0.00	324	69 PEAK	2	5468.70	63.44	68.30	-4.86	47.54	34.53	10.99	29.62	0.00	324	69 PEAK	<table border="1"> <thead> <tr> <th>Limit</th> <th>Read</th> <th>Ant</th> <th>Cable</th> <th>Preamp</th> <th>Aux</th> <th>APos</th> <th>TPos</th> <th>Remark</th> </tr> <tr> <th>Freq</th> <th>Level</th> <th>Line Margin</th> <th>Level Factor</th> <th>Loss Factor</th> <th>Loss Factor</th> <th>Factor</th> <th></th> <th></th> </tr> <tr> <th>MHz</th> <th>dBuV/m</th> <th>dBuV/m</th> <th>dB</th> <th>dBuV</th> <th>dB/m</th> <th>dB</th> <th>dB</th> <th>cm</th> <th>deg</th> </tr> </thead> <tbody> <tr> <td>1</td> <td>5570.00</td> <td>101.79</td> <td>-----</td> <td>-----</td> <td>85.68</td> <td>34.66</td> <td>11.22</td> <td>29.77</td> <td>0.00</td> <td>324</td> <td>69 PEAK</td> </tr> </tbody> </table>	Limit	Read	Ant	Cable	Preamp	Aux	APos	TPos	Remark	Freq	Level	Line Margin	Level Factor	Loss Factor	Loss Factor	Factor			MHz	dBuV/m	dBuV/m	dB	dBuV	dB/m	dB	dB	cm	deg	1	5570.00	101.79	-----	-----	85.68	34.66	11.22	29.77	0.00	324	69 PEAK
	Limit	Read	Ant	Cable	Preamp	Aux	APos	TPos	Remark																																																																																					
Freq	Level	Line Margin	Level Factor	Loss Factor	Loss Factor	Factor																																																																																								
MHz	dBuV/m	dBuV/m	dB	dBuV	dB/m	dB	dB	cm	deg																																																																																					
1	5416.34	58.52	74.00	-15.48	42.68	34.51	10.91	29.58	0.00	324	69 PEAK																																																																																			
2	5468.70	63.44	68.30	-4.86	47.54	34.53	10.99	29.62	0.00	324	69 PEAK																																																																																			
Limit	Read	Ant	Cable	Preamp	Aux	APos	TPos	Remark																																																																																						
Freq	Level	Line Margin	Level Factor	Loss Factor	Loss Factor	Factor																																																																																								
MHz	dBuV/m	dBuV/m	dB	dBuV	dB/m	dB	dB	cm	deg																																																																																					
1	5570.00	101.79	-----	-----	85.68	34.66	11.22	29.77	0.00	324	69 PEAK																																																																																			
Avg	<table border="1"> <thead> <tr> <th>Limit</th> <th>Read</th> <th>Ant</th> <th>Cable</th> <th>Preamp</th> <th>Aux</th> <th>APos</th> <th>TPos</th> <th>Remark</th> </tr> <tr> <th>Freq</th> <th>Level</th> <th>Line Margin</th> <th>Level Factor</th> <th>Loss Factor</th> <th>Loss Factor</th> <th>Factor</th> <th></th> <th></th> </tr> <tr> <th>MHz</th> <th>dBuV/m</th> <th>dBuV/m</th> <th>dB</th> <th>dBuV</th> <th>dB/m</th> <th>dB</th> <th>dB</th> <th>cm</th> <th>deg</th> </tr> </thead> <tbody> <tr> <td>1</td> <td>5417.39</td> <td>46.52</td> <td>54.00</td> <td>-7.48</td> <td>30.67</td> <td>34.51</td> <td>10.92</td> <td>29.58</td> <td>0.00</td> <td>324</td> <td>69 AVERAGE</td> </tr> </tbody> </table>	Limit	Read	Ant	Cable	Preamp	Aux	APos	TPos	Remark	Freq	Level	Line Margin	Level Factor	Loss Factor	Loss Factor	Factor			MHz	dBuV/m	dBuV/m	dB	dBuV	dB/m	dB	dB	cm	deg	1	5417.39	46.52	54.00	-7.48	30.67	34.51	10.92	29.58	0.00	324	69 AVERAGE	<table border="1"> <thead> <tr> <th>Limit</th> <th>Read</th> <th>Ant</th> <th>Cable</th> <th>Preamp</th> <th>Aux</th> <th>APos</th> <th>TPos</th> <th>Remark</th> </tr> <tr> <th>Freq</th> <th>Level</th> <th>Line Margin</th> <th>Level Factor</th> <th>Loss Factor</th> <th>Loss Factor</th> <th>Factor</th> <th></th> <th></th> </tr> <tr> <th>MHz</th> <th>dBuV/m</th> <th>dBuV/m</th> <th>dB</th> <th>dBuV</th> <th>dB/m</th> <th>dB</th> <th>dB</th> <th>cm</th> <th>deg</th> </tr> </thead> <tbody> <tr> <td>1</td> <td>5570.00</td> <td>89.60</td> <td>-----</td> <td>-----</td> <td>73.49</td> <td>34.66</td> <td>11.22</td> <td>29.77</td> <td>0.00</td> <td>324</td> <td>69 AVERAGE</td> </tr> </tbody> </table>	Limit	Read	Ant	Cable	Preamp	Aux	APos	TPos	Remark	Freq	Level	Line Margin	Level Factor	Loss Factor	Loss Factor	Factor			MHz	dBuV/m	dBuV/m	dB	dBuV	dB/m	dB	dB	cm	deg	1	5570.00	89.60	-----	-----	73.49	34.66	11.22	29.77	0.00	324	69 AVERAGE												
	Limit	Read	Ant	Cable	Preamp	Aux	APos	TPos	Remark																																																																																					
Freq	Level	Line Margin	Level Factor	Loss Factor	Loss Factor	Factor																																																																																								
MHz	dBuV/m	dBuV/m	dB	dBuV	dB/m	dB	dB	cm	deg																																																																																					
1	5417.39	46.52	54.00	-7.48	30.67	34.51	10.92	29.58	0.00	324	69 AVERAGE																																																																																			
Limit	Read	Ant	Cable	Preamp	Aux	APos	TPos	Remark																																																																																						
Freq	Level	Line Margin	Level Factor	Loss Factor	Loss Factor	Factor																																																																																								
MHz	dBuV/m	dBuV/m	dB	dBuV	dB/m	dB	dB	cm	deg																																																																																					
1	5570.00	89.60	-----	-----	73.49	34.66	11.22	29.77	0.00	324	69 AVERAGE																																																																																			



Mode	31																																								
	Band Edge - R																																								
	U-NII-2C_5.47-5.725_802.11be EHT160_CH114_Full RU_5570MHz																																								
ANT	CDD 1+2																																								
Pol.	Vertical	Fundamental																																							
Peak	<table border="1"> <thead> <tr> <th>Limit</th> <th>Read</th> <th>Ant</th> <th>Cable</th> <th>Preamp</th> <th>Aux</th> <th>APos</th> <th>TPos</th> <th>Remark</th> </tr> <tr> <th>Freq</th> <th>Level</th> <th>Line Margin</th> <th>Level</th> <th>Factor</th> <th>Loss Factor</th> <th>Factor</th> <th></th> <th></th> </tr> <tr> <th>MHz</th> <th>dBuV/m</th> <th>dBuV/m</th> <th>dB</th> <th>dBuV</th> <th>dB/m</th> <th>dB</th> <th>dB</th> <th>cm</th> <th>deg</th> </tr> </thead> <tbody> <tr> <td>1 5739.36</td> <td>60.64</td> <td>68.30</td> <td>-7.66</td> <td>44.24</td> <td>34.87</td> <td>11.32</td> <td>29.79</td> <td>0.00</td> <td>324</td> <td>69 PEAK</td> </tr> </tbody> </table>	Limit	Read	Ant	Cable	Preamp	Aux	APos	TPos	Remark	Freq	Level	Line Margin	Level	Factor	Loss Factor	Factor			MHz	dBuV/m	dBuV/m	dB	dBuV	dB/m	dB	dB	cm	deg	1 5739.36	60.64	68.30	-7.66	44.24	34.87	11.32	29.79	0.00	324	69 PEAK	Blank
Limit	Read	Ant	Cable	Preamp	Aux	APos	TPos	Remark																																	
Freq	Level	Line Margin	Level	Factor	Loss Factor	Factor																																			
MHz	dBuV/m	dBuV/m	dB	dBuV	dB/m	dB	dB	cm	deg																																
1 5739.36	60.64	68.30	-7.66	44.24	34.87	11.32	29.79	0.00	324	69 PEAK																															



Mode	31																																																																																	
	Harmonic																																																																																	
	U-NII-2C_5.47-5.725_802.11be EHT160_CH114_Full RU_5570MHz																																																																																	
ANT	CDD 1+2																																																																																	
Pol.	Horizontal	Vertical																																																																																
Peak																																																																																		
Avg	<table border="1"> <thead> <tr> <th>Limit</th> <th>Read</th> <th>Ant</th> <th>Cable</th> <th>Preamp</th> <th>Aux</th> <th>APos</th> <th>TPos</th> <th>Remark</th> </tr> <tr> <th>Freq</th> <th>Level</th> <th>Line Margin</th> <th>Level</th> <th>Factor</th> <th>Loss Factor</th> <th>Factor</th> <th></th> <th></th> </tr> <tr> <th>MHz</th> <th>dBuV/m</th> <th>dBuV/m</th> <th>dB</th> <th>dBuV</th> <th>dB/m</th> <th>dB</th> <th>dB</th> <th>cm</th> <th>deg</th> </tr> </thead> <tbody> <tr> <td>1 11140.00</td> <td>45.65</td> <td>74.00</td> <td>-28.35</td> <td>57.40</td> <td>37.93</td> <td>15.97</td> <td>65.65</td> <td>0.00</td> <td>100</td> <td>360</td> <td>PEAK</td> </tr> </tbody> </table>	Limit	Read	Ant	Cable	Preamp	Aux	APos	TPos	Remark	Freq	Level	Line Margin	Level	Factor	Loss Factor	Factor			MHz	dBuV/m	dBuV/m	dB	dBuV	dB/m	dB	dB	cm	deg	1 11140.00	45.65	74.00	-28.35	57.40	37.93	15.97	65.65	0.00	100	360	PEAK	<table border="1"> <thead> <tr> <th>Limit</th> <th>Read</th> <th>Ant</th> <th>Cable</th> <th>Preamp</th> <th>Aux</th> <th>APos</th> <th>TPos</th> <th>Remark</th> </tr> <tr> <th>Freq</th> <th>Level</th> <th>Line Margin</th> <th>Level</th> <th>Factor</th> <th>Loss Factor</th> <th>Factor</th> <th></th> <th></th> </tr> <tr> <th>MHz</th> <th>dBuV/m</th> <th>dBuV/m</th> <th>dB</th> <th>dBuV</th> <th>dB/m</th> <th>dB</th> <th>dB</th> <th>cm</th> <th>deg</th> </tr> </thead> <tbody> <tr> <td>1 11140.00</td> <td>46.60</td> <td>74.00</td> <td>-27.40</td> <td>58.35</td> <td>37.93</td> <td>15.97</td> <td>65.65</td> <td>0.00</td> <td>100</td> <td>0</td> <td>PEAK</td> </tr> </tbody> </table>	Limit	Read	Ant	Cable	Preamp	Aux	APos	TPos	Remark	Freq	Level	Line Margin	Level	Factor	Loss Factor	Factor			MHz	dBuV/m	dBuV/m	dB	dBuV	dB/m	dB	dB	cm	deg	1 11140.00	46.60	74.00	-27.40	58.35	37.93	15.97	65.65	0.00	100	0	PEAK
Limit	Read	Ant	Cable	Preamp	Aux	APos	TPos	Remark																																																																										
Freq	Level	Line Margin	Level	Factor	Loss Factor	Factor																																																																												
MHz	dBuV/m	dBuV/m	dB	dBuV	dB/m	dB	dB	cm	deg																																																																									
1 11140.00	45.65	74.00	-28.35	57.40	37.93	15.97	65.65	0.00	100	360	PEAK																																																																							
Limit	Read	Ant	Cable	Preamp	Aux	APos	TPos	Remark																																																																										
Freq	Level	Line Margin	Level	Factor	Loss Factor	Factor																																																																												
MHz	dBuV/m	dBuV/m	dB	dBuV	dB/m	dB	dB	cm	deg																																																																									
1 11140.00	46.60	74.00	-27.40	58.35	37.93	15.97	65.65	0.00	100	0	PEAK																																																																							





Mode	41																																																																																			
	Harmonic																																																																																			
	U-NII-2C-3_5.47-5.85_802.11a_CH144_5720MHz																																																																																			
ANT	CDD 1+2																																																																																			
Pol.	Horizontal	Vertical																																																																																		
Peak Avg	<table border="1"> <thead> <tr> <th>Limit</th> <th>Read</th> <th>Ant</th> <th>Cable</th> <th>Preamp</th> <th>Aux</th> <th>APos</th> <th>TPos</th> <th>Remark</th> </tr> <tr> <th>Freq</th> <th>Level</th> <th>Line Margin</th> <th>Level Factor</th> <th>Loss Factor</th> <th>Factor</th> <th></th> <th></th> <th></th> </tr> <tr> <th>MHz</th> <th>dBuV/m</th> <th>dBuV/m</th> <th>dB</th> <th>dBuV</th> <th>dB/m</th> <th>dB</th> <th>dB</th> <th>dB</th> <th>cm</th> <th>deg</th> </tr> </thead> <tbody> <tr> <td>1 11440.00</td> <td>45.57</td> <td>74.00</td> <td>-28.43</td> <td>56.73</td> <td>38.20</td> <td>16.12</td> <td>65.48</td> <td>0.00</td> <td>100</td> <td>360</td> <td>PEAK</td> </tr> </tbody> </table>	Limit	Read	Ant	Cable	Preamp	Aux	APos	TPos	Remark	Freq	Level	Line Margin	Level Factor	Loss Factor	Factor				MHz	dBuV/m	dBuV/m	dB	dBuV	dB/m	dB	dB	dB	cm	deg	1 11440.00	45.57	74.00	-28.43	56.73	38.20	16.12	65.48	0.00	100	360	PEAK	<table border="1"> <thead> <tr> <th>Limit</th> <th>Read</th> <th>Ant</th> <th>Cable</th> <th>Preamp</th> <th>Aux</th> <th>APos</th> <th>TPos</th> <th>Remark</th> </tr> <tr> <th>Freq</th> <th>Level</th> <th>Line Margin</th> <th>Level Factor</th> <th>Loss Factor</th> <th>Factor</th> <th></th> <th></th> <th></th> </tr> <tr> <th>MHz</th> <th>dBuV/m</th> <th>dBuV/m</th> <th>dB</th> <th>dBuV</th> <th>dB/m</th> <th>dB</th> <th>dB</th> <th>dB</th> <th>cm</th> <th>deg</th> </tr> </thead> <tbody> <tr> <td>1 11440.00</td> <td>45.01</td> <td>74.00</td> <td>-28.99</td> <td>56.17</td> <td>38.20</td> <td>16.12</td> <td>65.48</td> <td>0.00</td> <td>100</td> <td>0</td> <td>PEAK</td> </tr> </tbody> </table>	Limit	Read	Ant	Cable	Preamp	Aux	APos	TPos	Remark	Freq	Level	Line Margin	Level Factor	Loss Factor	Factor				MHz	dBuV/m	dBuV/m	dB	dBuV	dB/m	dB	dB	dB	cm	deg	1 11440.00	45.01	74.00	-28.99	56.17	38.20	16.12	65.48	0.00	100	0	PEAK
Limit	Read	Ant	Cable	Preamp	Aux	APos	TPos	Remark																																																																												
Freq	Level	Line Margin	Level Factor	Loss Factor	Factor																																																																															
MHz	dBuV/m	dBuV/m	dB	dBuV	dB/m	dB	dB	dB	cm	deg																																																																										
1 11440.00	45.57	74.00	-28.43	56.73	38.20	16.12	65.48	0.00	100	360	PEAK																																																																									
Limit	Read	Ant	Cable	Preamp	Aux	APos	TPos	Remark																																																																												
Freq	Level	Line Margin	Level Factor	Loss Factor	Factor																																																																															
MHz	dBuV/m	dBuV/m	dB	dBuV	dB/m	dB	dB	dB	cm	deg																																																																										
1 11440.00	45.01	74.00	-28.99	56.17	38.20	16.12	65.48	0.00	100	0	PEAK																																																																									



Mode	42																																																																																																																																								
	Harmonic																																																																																																																																								
	U-NII-2C-3_5.47-5.85_802.11be EHT20_CH144_Full RU_5720MHz																																																																																																																																								
ANT	CDD 1+2																																																																																																																																								
Pol.	Horizontal	Vertical																																																																																																																																							
Peak																																																																																																																																									
Avg																																																																																																																																									
	<table border="1"> <thead> <tr> <th>Limit</th> <th>Read</th> <th>Ant</th> <th>Cable</th> <th>Preamp</th> <th>Aux</th> <th>APos</th> <th>TPos</th> <th>Remark</th> </tr> <tr> <th>Freq</th> <th>Level</th> <th>Line Margin</th> <th>Level</th> <th>Factor</th> <th>Loss Factor</th> <th>Factor</th> <th></th> <th></th> </tr> <tr> <th>MHz</th> <th>dBuV/m</th> <th>dBuV/m</th> <th>dB</th> <th>dBuV</th> <th>dB/m</th> <th>dB</th> <th>dB</th> <th>dB</th> </tr> </thead> <tbody> <tr> <td>1 11440.00</td> <td>45.11</td> <td>74.00</td> <td>-28.89</td> <td>56.27</td> <td>38.20</td> <td>16.12</td> <td>65.48</td> <td>0.00</td> </tr> <tr> <td></td> <td></td> <td></td> <td></td> <td></td> <td></td> <td></td> <td></td> <td>100</td> </tr> <tr> <td></td> <td></td> <td></td> <td></td> <td></td> <td></td> <td></td> <td></td> <td>360</td> </tr> <tr> <td></td> <td></td> <td></td> <td></td> <td></td> <td></td> <td></td> <td></td> <td>PEAK</td> </tr> </tbody> </table>	Limit	Read	Ant	Cable	Preamp	Aux	APos	TPos	Remark	Freq	Level	Line Margin	Level	Factor	Loss Factor	Factor			MHz	dBuV/m	dBuV/m	dB	dBuV	dB/m	dB	dB	dB	1 11440.00	45.11	74.00	-28.89	56.27	38.20	16.12	65.48	0.00									100									360									PEAK	<table border="1"> <thead> <tr> <th>Limit</th> <th>Read</th> <th>Ant</th> <th>Cable</th> <th>Preamp</th> <th>Aux</th> <th>APos</th> <th>TPos</th> <th>Remark</th> </tr> <tr> <th>Freq</th> <th>Level</th> <th>Line Margin</th> <th>Level</th> <th>Factor</th> <th>Loss Factor</th> <th>Factor</th> <th></th> <th></th> </tr> <tr> <th>MHz</th> <th>dBuV/m</th> <th>dBuV/m</th> <th>dB</th> <th>dBuV</th> <th>dB/m</th> <th>dB</th> <th>dB</th> <th>dB</th> </tr> </thead> <tbody> <tr> <td>1 11440.00</td> <td>46.46</td> <td>74.00</td> <td>-27.54</td> <td>57.62</td> <td>38.20</td> <td>16.12</td> <td>65.48</td> <td>0.00</td> </tr> <tr> <td></td> <td></td> <td></td> <td></td> <td></td> <td></td> <td></td> <td></td> <td>100</td> </tr> <tr> <td></td> <td></td> <td></td> <td></td> <td></td> <td></td> <td></td> <td></td> <td>100</td> </tr> <tr> <td></td> <td></td> <td></td> <td></td> <td></td> <td></td> <td></td> <td></td> <td>0</td> </tr> <tr> <td></td> <td></td> <td></td> <td></td> <td></td> <td></td> <td></td> <td></td> <td>PEAK</td> </tr> </tbody> </table>	Limit	Read	Ant	Cable	Preamp	Aux	APos	TPos	Remark	Freq	Level	Line Margin	Level	Factor	Loss Factor	Factor			MHz	dBuV/m	dBuV/m	dB	dBuV	dB/m	dB	dB	dB	1 11440.00	46.46	74.00	-27.54	57.62	38.20	16.12	65.48	0.00									100									100									0									PEAK
Limit	Read	Ant	Cable	Preamp	Aux	APos	TPos	Remark																																																																																																																																	
Freq	Level	Line Margin	Level	Factor	Loss Factor	Factor																																																																																																																																			
MHz	dBuV/m	dBuV/m	dB	dBuV	dB/m	dB	dB	dB																																																																																																																																	
1 11440.00	45.11	74.00	-28.89	56.27	38.20	16.12	65.48	0.00																																																																																																																																	
								100																																																																																																																																	
								360																																																																																																																																	
								PEAK																																																																																																																																	
Limit	Read	Ant	Cable	Preamp	Aux	APos	TPos	Remark																																																																																																																																	
Freq	Level	Line Margin	Level	Factor	Loss Factor	Factor																																																																																																																																			
MHz	dBuV/m	dBuV/m	dB	dBuV	dB/m	dB	dB	dB																																																																																																																																	
1 11440.00	46.46	74.00	-27.54	57.62	38.20	16.12	65.48	0.00																																																																																																																																	
								100																																																																																																																																	
								100																																																																																																																																	
								0																																																																																																																																	
								PEAK																																																																																																																																	

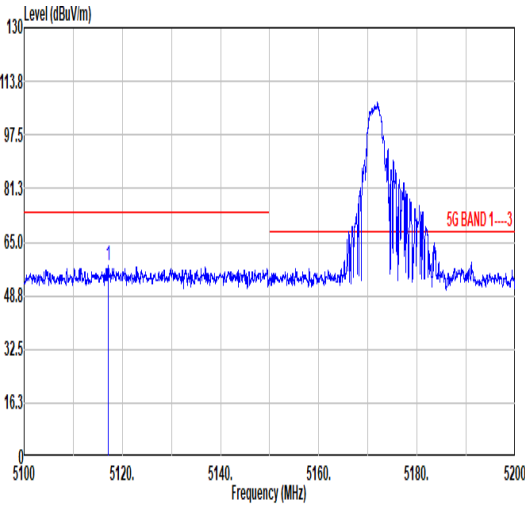
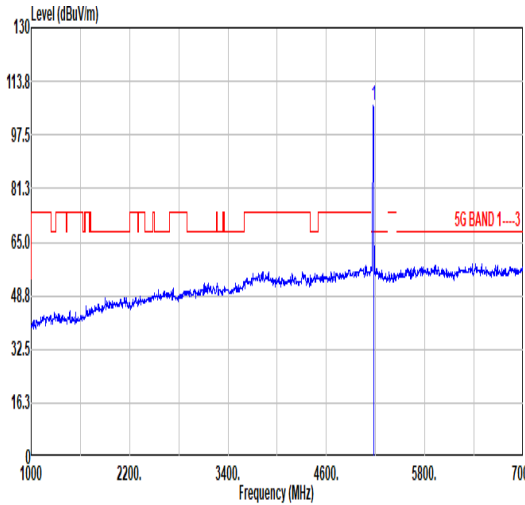
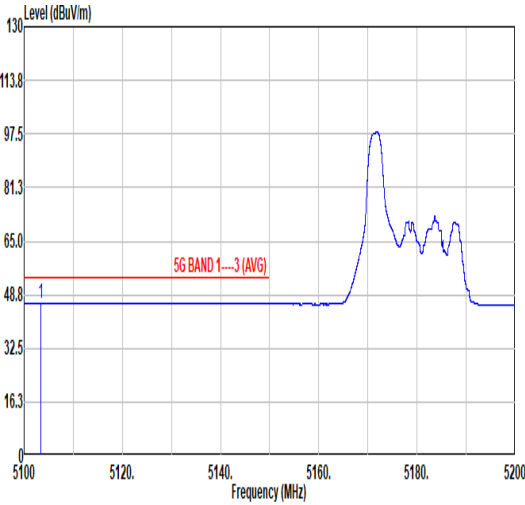
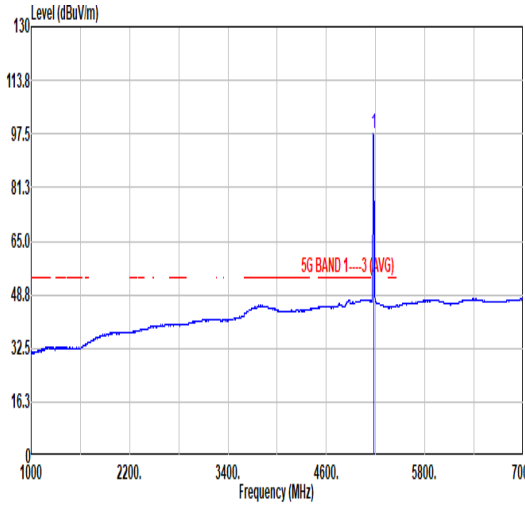


Mode	43																																																																																																																															
	Harmonic																																																																																																																															
	U-NII-2C-3_5.47-5.85_802.11be EHT40_CH142_Full RU_5710MHz																																																																																																																															
ANT	CDD 1+2																																																																																																																															
Pol.	Horizontal	Vertical																																																																																																																														
Peak																																																																																																																																
Avg																																																																																																																																
	<table border="1"> <thead> <tr> <th>Limit</th> <th>Read</th> <th>Ant</th> <th>Cable</th> <th>Preamp</th> <th>Aux</th> <th>APos</th> <th>TPos</th> <th>Remark</th> </tr> <tr> <th>Freq</th> <th>Level</th> <th>Line Margin</th> <th>Level</th> <th>Factor</th> <th>Loss Factor</th> <th>Factor</th> <th></th> <th></th> </tr> <tr> <th>MHz</th> <th>dBuV/m</th> <th>dBuV/m</th> <th>dB</th> <th>dBuV</th> <th>dB/m</th> <th>dB</th> <th>dB</th> <th>dB</th> </tr> </thead> <tbody> <tr> <td>1 11420.00</td> <td>45.77</td> <td>74.00</td> <td>-28.23</td> <td>56.97</td> <td>38.18</td> <td>16.11</td> <td>65.49</td> <td>0.00</td> </tr> <tr> <td></td> <td></td> <td></td> <td></td> <td></td> <td></td> <td></td> <td></td> <td>100</td> </tr> <tr> <td></td> <td></td> <td></td> <td></td> <td></td> <td></td> <td></td> <td></td> <td>360</td> </tr> <tr> <td></td> <td></td> <td></td> <td></td> <td></td> <td></td> <td></td> <td></td> <td>PEAK</td> </tr> </tbody> </table>	Limit	Read	Ant	Cable	Preamp	Aux	APos	TPos	Remark	Freq	Level	Line Margin	Level	Factor	Loss Factor	Factor			MHz	dBuV/m	dBuV/m	dB	dBuV	dB/m	dB	dB	dB	1 11420.00	45.77	74.00	-28.23	56.97	38.18	16.11	65.49	0.00									100									360									PEAK	<table border="1"> <thead> <tr> <th>Limit</th> <th>Read</th> <th>Ant</th> <th>Cable</th> <th>Preamp</th> <th>Aux</th> <th>APos</th> <th>TPos</th> <th>Remark</th> </tr> <tr> <th>Freq</th> <th>Level</th> <th>Line Margin</th> <th>Level</th> <th>Factor</th> <th>Loss Factor</th> <th>Factor</th> <th></th> <th></th> </tr> <tr> <th>MHz</th> <th>dBuV/m</th> <th>dBuV/m</th> <th>dB</th> <th>dBuV</th> <th>dB/m</th> <th>dB</th> <th>dB</th> <th>dB</th> </tr> </thead> <tbody> <tr> <td>1 11420.00</td> <td>45.99</td> <td>74.00</td> <td>-28.01</td> <td>57.19</td> <td>38.18</td> <td>16.11</td> <td>65.49</td> <td>0.00</td> </tr> <tr> <td></td> <td></td> <td></td> <td></td> <td></td> <td></td> <td></td> <td></td> <td>100</td> </tr> <tr> <td></td> <td></td> <td></td> <td></td> <td></td> <td></td> <td></td> <td></td> <td>0</td> </tr> <tr> <td></td> <td></td> <td></td> <td></td> <td></td> <td></td> <td></td> <td></td> <td>PEAK</td> </tr> </tbody> </table>	Limit	Read	Ant	Cable	Preamp	Aux	APos	TPos	Remark	Freq	Level	Line Margin	Level	Factor	Loss Factor	Factor			MHz	dBuV/m	dBuV/m	dB	dBuV	dB/m	dB	dB	dB	1 11420.00	45.99	74.00	-28.01	57.19	38.18	16.11	65.49	0.00									100									0									PEAK
Limit	Read	Ant	Cable	Preamp	Aux	APos	TPos	Remark																																																																																																																								
Freq	Level	Line Margin	Level	Factor	Loss Factor	Factor																																																																																																																										
MHz	dBuV/m	dBuV/m	dB	dBuV	dB/m	dB	dB	dB																																																																																																																								
1 11420.00	45.77	74.00	-28.23	56.97	38.18	16.11	65.49	0.00																																																																																																																								
								100																																																																																																																								
								360																																																																																																																								
								PEAK																																																																																																																								
Limit	Read	Ant	Cable	Preamp	Aux	APos	TPos	Remark																																																																																																																								
Freq	Level	Line Margin	Level	Factor	Loss Factor	Factor																																																																																																																										
MHz	dBuV/m	dBuV/m	dB	dBuV	dB/m	dB	dB	dB																																																																																																																								
1 11420.00	45.99	74.00	-28.01	57.19	38.18	16.11	65.49	0.00																																																																																																																								
								100																																																																																																																								
								0																																																																																																																								
								PEAK																																																																																																																								

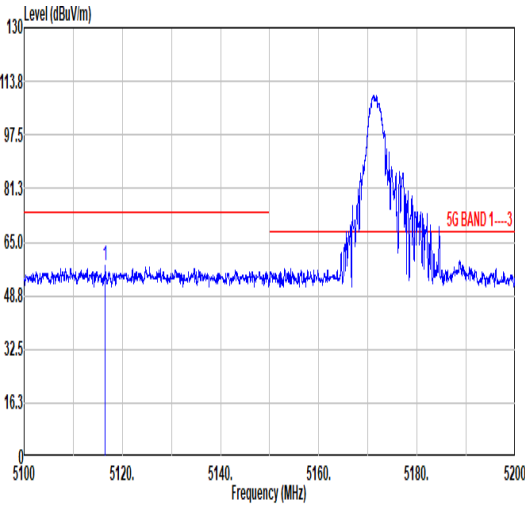
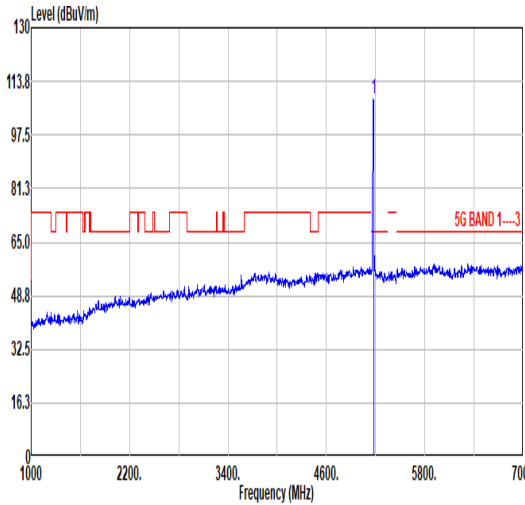
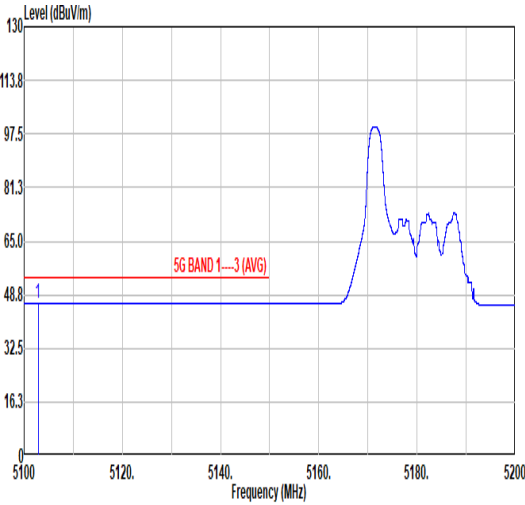
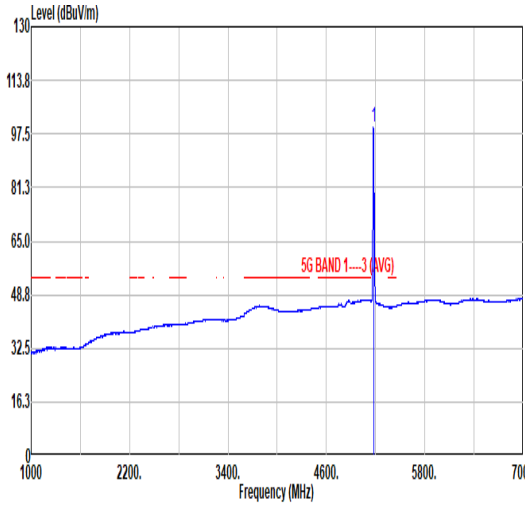


Mode	44																																																																																	
	Harmonic																																																																																	
	U-NII-2C-3_5.47-5.85_802.11be EHT80_CH138_Full RU_5690MHz																																																																																	
ANT	CDD 1+2																																																																																	
Pol.	Horizontal	Vertical																																																																																
Peak																																																																																		
Avg	<table border="1"> <thead> <tr> <th>Limit</th> <th>Read</th> <th>Ant</th> <th>Cable</th> <th>Preamp</th> <th>Aux</th> <th>APos</th> <th>TPos</th> <th>Remark</th> </tr> <tr> <th>Freq</th> <th>Level</th> <th>Line Margin</th> <th>Level Factor</th> <th>Loss Factor</th> <th>Factor</th> <th></th> <th></th> <th></th> </tr> <tr> <th>MHz</th> <th>dBuV/m</th> <th>dBuV/m</th> <th>dB</th> <th>dBuV</th> <th>dB/m</th> <th>dB</th> <th>dB</th> <th>cm</th> <th>deg</th> </tr> </thead> <tbody> <tr> <td>1 11380.00</td> <td>45.39</td> <td>74.00</td> <td>-28.61</td> <td>56.68</td> <td>38.14</td> <td>16.09</td> <td>65.52</td> <td>0.00</td> <td>100</td> <td>360</td> <td>PEAK</td> </tr> </tbody> </table>	Limit	Read	Ant	Cable	Preamp	Aux	APos	TPos	Remark	Freq	Level	Line Margin	Level Factor	Loss Factor	Factor				MHz	dBuV/m	dBuV/m	dB	dBuV	dB/m	dB	dB	cm	deg	1 11380.00	45.39	74.00	-28.61	56.68	38.14	16.09	65.52	0.00	100	360	PEAK	<table border="1"> <thead> <tr> <th>Limit</th> <th>Read</th> <th>Ant</th> <th>Cable</th> <th>Preamp</th> <th>Aux</th> <th>APos</th> <th>TPos</th> <th>Remark</th> </tr> <tr> <th>Freq</th> <th>Level</th> <th>Line Margin</th> <th>Level Factor</th> <th>Loss Factor</th> <th>Factor</th> <th></th> <th></th> <th></th> </tr> <tr> <th>MHz</th> <th>dBuV/m</th> <th>dBuV/m</th> <th>dB</th> <th>dBuV</th> <th>dB/m</th> <th>dB</th> <th>dB</th> <th>cm</th> <th>deg</th> </tr> </thead> <tbody> <tr> <td>1 11380.00</td> <td>45.89</td> <td>74.00</td> <td>-28.11</td> <td>57.18</td> <td>38.14</td> <td>16.09</td> <td>65.52</td> <td>0.00</td> <td>100</td> <td>0</td> <td>PEAK</td> </tr> </tbody> </table>	Limit	Read	Ant	Cable	Preamp	Aux	APos	TPos	Remark	Freq	Level	Line Margin	Level Factor	Loss Factor	Factor				MHz	dBuV/m	dBuV/m	dB	dBuV	dB/m	dB	dB	cm	deg	1 11380.00	45.89	74.00	-28.11	57.18	38.14	16.09	65.52	0.00	100	0	PEAK
Limit	Read	Ant	Cable	Preamp	Aux	APos	TPos	Remark																																																																										
Freq	Level	Line Margin	Level Factor	Loss Factor	Factor																																																																													
MHz	dBuV/m	dBuV/m	dB	dBuV	dB/m	dB	dB	cm	deg																																																																									
1 11380.00	45.39	74.00	-28.61	56.68	38.14	16.09	65.52	0.00	100	360	PEAK																																																																							
Limit	Read	Ant	Cable	Preamp	Aux	APos	TPos	Remark																																																																										
Freq	Level	Line Margin	Level Factor	Loss Factor	Factor																																																																													
MHz	dBuV/m	dBuV/m	dB	dBuV	dB/m	dB	dB	cm	deg																																																																									
1 11380.00	45.89	74.00	-28.11	57.18	38.14	16.09	65.52	0.00	100	0	PEAK																																																																							

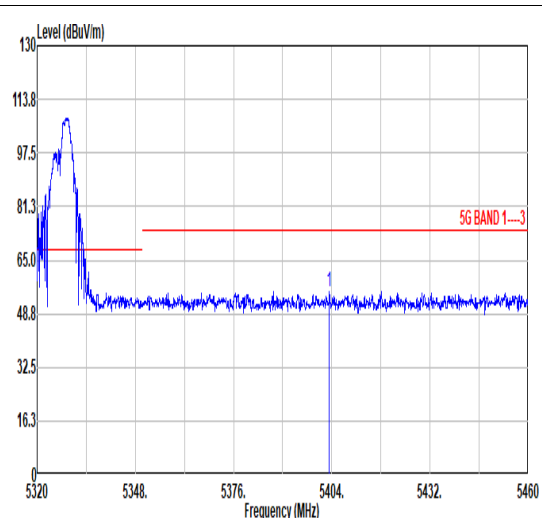
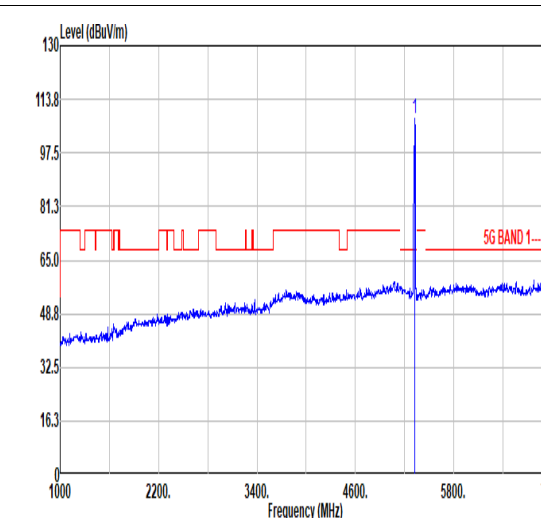
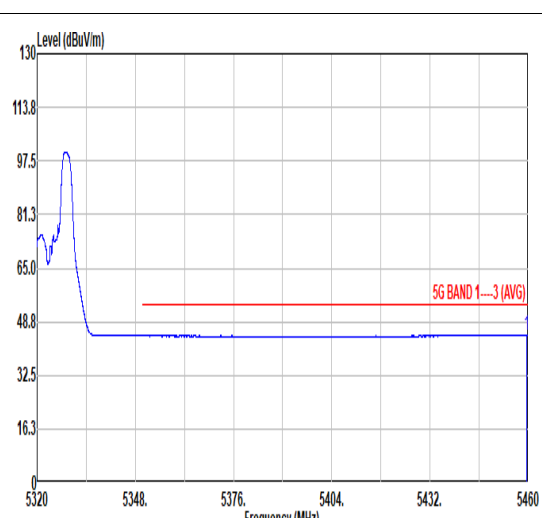
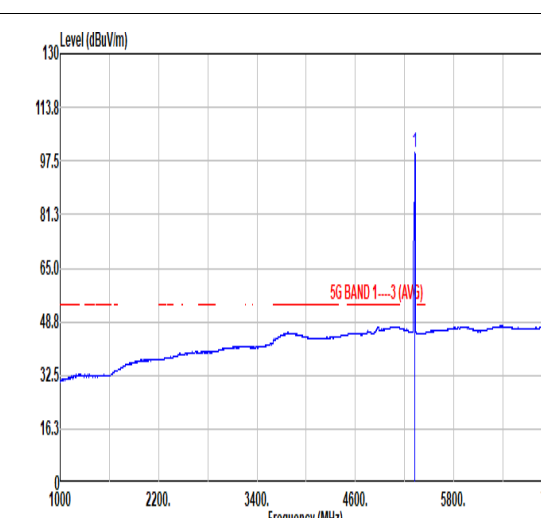


		45																																																																										
Mode	Band Edge																																																																											
	U-NII-1_5.15-5.25_802.11be EHT20_CH36_Single RU_5180MHz																																																																											
ANT	CDD 1+2																																																																											
Pol.	Horizontal	Fundamental																																																																										
Peak	 <p>Level (dBuV/m) vs Frequency (MHz) for Horizontal polarization. The plot shows a peak at approximately 5175 MHz. A red line indicates the 5G BAND 1-3 limit at 65.0 dBuV/m.</p> <table border="1"> <thead> <tr> <th>Limit</th> <th>Read</th> <th>Ant</th> <th>Cable</th> <th>Preamp</th> <th>Aux</th> <th>APos</th> <th>TPos</th> </tr> <tr> <th>Freq</th> <th>Level</th> <th>Line</th> <th>Margin</th> <th>Level</th> <th>Factor</th> <th>Loss</th> <th>Factor</th> </tr> <tr> <th>MHz</th> <th>dBuV/m</th> <th>dBuV/m</th> <th>dB</th> <th>dBuV</th> <th>dB/m</th> <th>dB</th> <th>dB</th> </tr> </thead> <tbody> <tr> <td>1</td> <td>5117.05</td> <td>57.71</td> <td>74.00</td> <td>-16.29</td> <td>42.05</td> <td>34.33</td> <td>10.61</td> <td>29.28</td> <td>0.00</td> <td>108</td> <td>297</td> <td>PEAK</td> </tr> </tbody> </table>	Limit	Read	Ant	Cable	Preamp	Aux	APos	TPos	Freq	Level	Line	Margin	Level	Factor	Loss	Factor	MHz	dBuV/m	dBuV/m	dB	dBuV	dB/m	dB	dB	1	5117.05	57.71	74.00	-16.29	42.05	34.33	10.61	29.28	0.00	108	297	PEAK	 <p>Level (dBuV/m) vs Frequency (MHz) for Fundamental polarization. The plot shows a peak at 5180 MHz. A red line indicates the 5G BAND 1-3 limit at 65.0 dBuV/m.</p> <table border="1"> <thead> <tr> <th>Limit</th> <th>Read</th> <th>Ant</th> <th>Cable</th> <th>Preamp</th> <th>Aux</th> <th>APos</th> <th>TPos</th> </tr> <tr> <th>Freq</th> <th>Level</th> <th>Line</th> <th>Margin</th> <th>Level</th> <th>Factor</th> <th>Loss</th> <th>Factor</th> </tr> <tr> <th>MHz</th> <th>dBuV/m</th> <th>dBuV/m</th> <th>dB</th> <th>dBuV</th> <th>dB/m</th> <th>dB</th> <th>dB</th> </tr> </thead> <tbody> <tr> <td>1</td> <td>5180.00</td> <td>106.63</td> <td>-----</td> <td>-----</td> <td>90.90</td> <td>34.43</td> <td>10.63</td> <td>29.33</td> <td>0.00</td> <td>108</td> <td>297</td> <td>PEAK</td> </tr> </tbody> </table>	Limit	Read	Ant	Cable	Preamp	Aux	APos	TPos	Freq	Level	Line	Margin	Level	Factor	Loss	Factor	MHz	dBuV/m	dBuV/m	dB	dBuV	dB/m	dB	dB	1	5180.00	106.63	-----	-----	90.90	34.43	10.63	29.33	0.00	108	297	PEAK
	Limit	Read	Ant	Cable	Preamp	Aux	APos	TPos																																																																				
Freq	Level	Line	Margin	Level	Factor	Loss	Factor																																																																					
MHz	dBuV/m	dBuV/m	dB	dBuV	dB/m	dB	dB																																																																					
1	5117.05	57.71	74.00	-16.29	42.05	34.33	10.61	29.28	0.00	108	297	PEAK																																																																
Limit	Read	Ant	Cable	Preamp	Aux	APos	TPos																																																																					
Freq	Level	Line	Margin	Level	Factor	Loss	Factor																																																																					
MHz	dBuV/m	dBuV/m	dB	dBuV	dB/m	dB	dB																																																																					
1	5180.00	106.63	-----	-----	90.90	34.43	10.63	29.33	0.00	108	297	PEAK																																																																
Avg	 <p>Level (dBuV/m) vs Frequency (MHz) for Horizontal polarization. The plot shows the average spectrum with a peak at approximately 5175 MHz. A red line indicates the 5G BAND 1-3 (AVG) limit at 48.8 dBuV/m.</p> <table border="1"> <thead> <tr> <th>Limit</th> <th>Read</th> <th>Ant</th> <th>Cable</th> <th>Preamp</th> <th>Aux</th> <th>APos</th> <th>TPos</th> </tr> <tr> <th>Freq</th> <th>Level</th> <th>Line</th> <th>Margin</th> <th>Level</th> <th>Factor</th> <th>Loss</th> <th>Factor</th> </tr> <tr> <th>MHz</th> <th>dBuV/m</th> <th>dBuV/m</th> <th>dB</th> <th>dBuV</th> <th>dB/m</th> <th>dB</th> <th>dB</th> </tr> </thead> <tbody> <tr> <td>1</td> <td>5103.45</td> <td>46.25</td> <td>54.00</td> <td>-7.75</td> <td>30.60</td> <td>34.31</td> <td>10.60</td> <td>29.26</td> <td>0.00</td> <td>108</td> <td>297</td> <td>AVERAGE</td> </tr> </tbody> </table>	Limit	Read	Ant	Cable	Preamp	Aux	APos	TPos	Freq	Level	Line	Margin	Level	Factor	Loss	Factor	MHz	dBuV/m	dBuV/m	dB	dBuV	dB/m	dB	dB	1	5103.45	46.25	54.00	-7.75	30.60	34.31	10.60	29.26	0.00	108	297	AVERAGE	 <p>Level (dBuV/m) vs Frequency (MHz) for Fundamental polarization. The plot shows the average spectrum with a peak at 5180 MHz. A red line indicates the 5G BAND 1-3 (AVG) limit at 48.8 dBuV/m.</p> <table border="1"> <thead> <tr> <th>Limit</th> <th>Read</th> <th>Ant</th> <th>Cable</th> <th>Preamp</th> <th>Aux</th> <th>APos</th> <th>TPos</th> </tr> <tr> <th>Freq</th> <th>Level</th> <th>Line</th> <th>Margin</th> <th>Level</th> <th>Factor</th> <th>Loss</th> <th>Factor</th> </tr> <tr> <th>MHz</th> <th>dBuV/m</th> <th>dBuV/m</th> <th>dB</th> <th>dBuV</th> <th>dB/m</th> <th>dB</th> <th>dB</th> </tr> </thead> <tbody> <tr> <td>1</td> <td>5180.00</td> <td>97.83</td> <td>-----</td> <td>-----</td> <td>82.10</td> <td>34.43</td> <td>10.63</td> <td>29.33</td> <td>0.00</td> <td>108</td> <td>297</td> <td>AVERAGE</td> </tr> </tbody> </table>	Limit	Read	Ant	Cable	Preamp	Aux	APos	TPos	Freq	Level	Line	Margin	Level	Factor	Loss	Factor	MHz	dBuV/m	dBuV/m	dB	dBuV	dB/m	dB	dB	1	5180.00	97.83	-----	-----	82.10	34.43	10.63	29.33	0.00	108	297	AVERAGE
Limit	Read	Ant	Cable	Preamp	Aux	APos	TPos																																																																					
Freq	Level	Line	Margin	Level	Factor	Loss	Factor																																																																					
MHz	dBuV/m	dBuV/m	dB	dBuV	dB/m	dB	dB																																																																					
1	5103.45	46.25	54.00	-7.75	30.60	34.31	10.60	29.26	0.00	108	297	AVERAGE																																																																
Limit	Read	Ant	Cable	Preamp	Aux	APos	TPos																																																																					
Freq	Level	Line	Margin	Level	Factor	Loss	Factor																																																																					
MHz	dBuV/m	dBuV/m	dB	dBuV	dB/m	dB	dB																																																																					
1	5180.00	97.83	-----	-----	82.10	34.43	10.63	29.33	0.00	108	297	AVERAGE																																																																



		45																																																																														
Mode	Band Edge																																																																															
	U-NII-1_5.15-5.25_802.11be EHT20_CH36_Single RU_5180MHz																																																																															
ANT	CDD 1+2																																																																															
Pol.	Vertical	Fundamental																																																																														
Peak	 <p>Level (dBuV/m) vs Frequency (MHz) for Vertical polarization. The plot shows a peak at approximately 5180 MHz. A red line indicates the 5G BAND 1-3 limit at 65.0 dBuV/m.</p> <table border="1"> <thead> <tr> <th>Limit</th> <th>Read</th> <th>Ant</th> <th>Cable</th> <th>Preamp</th> <th>Aux</th> <th>APos</th> <th>TPos</th> </tr> <tr> <th>Freq</th> <th>Level</th> <th>Line Margin</th> <th>Level Factor</th> <th>Loss Factor</th> <th>Factor</th> <th></th> <th>Remark</th> </tr> <tr> <th>MHz</th> <th>dBuV/m</th> <th>dBuV/m</th> <th>dB</th> <th>dBuV</th> <th>dB/m</th> <th>dB</th> <th>dB</th> <th>cm</th> <th>deg</th> </tr> </thead> <tbody> <tr> <td>1</td> <td>5116.45</td> <td>57.73</td> <td>74.00</td> <td>-16.27</td> <td>42.07</td> <td>34.33</td> <td>10.61</td> <td>29.28</td> <td>0.00</td> <td>359</td> <td>48</td> <td>PEAK</td> </tr> </tbody> </table>	Limit	Read	Ant	Cable	Preamp	Aux	APos	TPos	Freq	Level	Line Margin	Level Factor	Loss Factor	Factor		Remark	MHz	dBuV/m	dBuV/m	dB	dBuV	dB/m	dB	dB	cm	deg	1	5116.45	57.73	74.00	-16.27	42.07	34.33	10.61	29.28	0.00	359	48	PEAK	 <p>Level (dBuV/m) vs Frequency (MHz) for Fundamental polarization. The plot shows a peak at approximately 5180 MHz. A red line indicates the 5G BAND 1-3 limit at 65.0 dBuV/m.</p> <table border="1"> <thead> <tr> <th>Limit</th> <th>Read</th> <th>Ant</th> <th>Cable</th> <th>Preamp</th> <th>Aux</th> <th>APos</th> <th>TPos</th> </tr> <tr> <th>Freq</th> <th>Level</th> <th>Line Margin</th> <th>Level Factor</th> <th>Loss Factor</th> <th>Factor</th> <th></th> <th>Remark</th> </tr> <tr> <th>MHz</th> <th>dBuV/m</th> <th>dBuV/m</th> <th>dB</th> <th>dBuV</th> <th>dB/m</th> <th>dB</th> <th>dB</th> <th>cm</th> <th>deg</th> </tr> </thead> <tbody> <tr> <td>1</td> <td>5180.00</td> <td>108.50</td> <td>-----</td> <td>-----</td> <td>92.77</td> <td>34.43</td> <td>10.63</td> <td>29.33</td> <td>0.00</td> <td>359</td> <td>48</td> <td>PEAK</td> </tr> </tbody> </table>	Limit	Read	Ant	Cable	Preamp	Aux	APos	TPos	Freq	Level	Line Margin	Level Factor	Loss Factor	Factor		Remark	MHz	dBuV/m	dBuV/m	dB	dBuV	dB/m	dB	dB	cm	deg	1	5180.00	108.50	-----	-----	92.77	34.43	10.63	29.33	0.00	359	48	PEAK
	Limit	Read	Ant	Cable	Preamp	Aux	APos	TPos																																																																								
Freq	Level	Line Margin	Level Factor	Loss Factor	Factor		Remark																																																																									
MHz	dBuV/m	dBuV/m	dB	dBuV	dB/m	dB	dB	cm	deg																																																																							
1	5116.45	57.73	74.00	-16.27	42.07	34.33	10.61	29.28	0.00	359	48	PEAK																																																																				
Limit	Read	Ant	Cable	Preamp	Aux	APos	TPos																																																																									
Freq	Level	Line Margin	Level Factor	Loss Factor	Factor		Remark																																																																									
MHz	dBuV/m	dBuV/m	dB	dBuV	dB/m	dB	dB	cm	deg																																																																							
1	5180.00	108.50	-----	-----	92.77	34.43	10.63	29.33	0.00	359	48	PEAK																																																																				
Avg	 <p>Level (dBuV/m) vs Frequency (MHz) for Vertical polarization. The plot shows the average spectrum with a peak at approximately 5180 MHz. A red line indicates the 5G BAND 1-3 (AVG) limit at 48.8 dBuV/m.</p> <table border="1"> <thead> <tr> <th>Limit</th> <th>Read</th> <th>Ant</th> <th>Cable</th> <th>Preamp</th> <th>Aux</th> <th>APos</th> <th>TPos</th> </tr> <tr> <th>Freq</th> <th>Level</th> <th>Line Margin</th> <th>Level Factor</th> <th>Loss Factor</th> <th>Factor</th> <th></th> <th>Remark</th> </tr> <tr> <th>MHz</th> <th>dBuV/m</th> <th>dBuV/m</th> <th>dB</th> <th>dBuV</th> <th>dB/m</th> <th>dB</th> <th>dB</th> <th>cm</th> <th>deg</th> </tr> </thead> <tbody> <tr> <td>1</td> <td>5102.83</td> <td>46.27</td> <td>54.00</td> <td>-7.73</td> <td>30.62</td> <td>34.31</td> <td>10.60</td> <td>29.26</td> <td>0.00</td> <td>359</td> <td>48</td> <td>AVERAGE</td> </tr> </tbody> </table>	Limit	Read	Ant	Cable	Preamp	Aux	APos	TPos	Freq	Level	Line Margin	Level Factor	Loss Factor	Factor		Remark	MHz	dBuV/m	dBuV/m	dB	dBuV	dB/m	dB	dB	cm	deg	1	5102.83	46.27	54.00	-7.73	30.62	34.31	10.60	29.26	0.00	359	48	AVERAGE	 <p>Level (dBuV/m) vs Frequency (MHz) for Fundamental polarization. The plot shows the average spectrum with a peak at approximately 5180 MHz. A red line indicates the 5G BAND 1-3 (AVG) limit at 48.8 dBuV/m.</p> <table border="1"> <thead> <tr> <th>Limit</th> <th>Read</th> <th>Ant</th> <th>Cable</th> <th>Preamp</th> <th>Aux</th> <th>APos</th> <th>TPos</th> </tr> <tr> <th>Freq</th> <th>Level</th> <th>Line Margin</th> <th>Level Factor</th> <th>Loss Factor</th> <th>Factor</th> <th></th> <th>Remark</th> </tr> <tr> <th>MHz</th> <th>dBuV/m</th> <th>dBuV/m</th> <th>dB</th> <th>dBuV</th> <th>dB/m</th> <th>dB</th> <th>dB</th> <th>cm</th> <th>deg</th> </tr> </thead> <tbody> <tr> <td>1</td> <td>5180.00</td> <td>99.60</td> <td>-----</td> <td>-----</td> <td>83.87</td> <td>34.43</td> <td>10.63</td> <td>29.33</td> <td>0.00</td> <td>359</td> <td>48</td> <td>AVERAGE</td> </tr> </tbody> </table>	Limit	Read	Ant	Cable	Preamp	Aux	APos	TPos	Freq	Level	Line Margin	Level Factor	Loss Factor	Factor		Remark	MHz	dBuV/m	dBuV/m	dB	dBuV	dB/m	dB	dB	cm	deg	1	5180.00	99.60	-----	-----	83.87	34.43	10.63	29.33	0.00	359	48	AVERAGE
Limit	Read	Ant	Cable	Preamp	Aux	APos	TPos																																																																									
Freq	Level	Line Margin	Level Factor	Loss Factor	Factor		Remark																																																																									
MHz	dBuV/m	dBuV/m	dB	dBuV	dB/m	dB	dB	cm	deg																																																																							
1	5102.83	46.27	54.00	-7.73	30.62	34.31	10.60	29.26	0.00	359	48	AVERAGE																																																																				
Limit	Read	Ant	Cable	Preamp	Aux	APos	TPos																																																																									
Freq	Level	Line Margin	Level Factor	Loss Factor	Factor		Remark																																																																									
MHz	dBuV/m	dBuV/m	dB	dBuV	dB/m	dB	dB	cm	deg																																																																							
1	5180.00	99.60	-----	-----	83.87	34.43	10.63	29.33	0.00	359	48	AVERAGE																																																																				



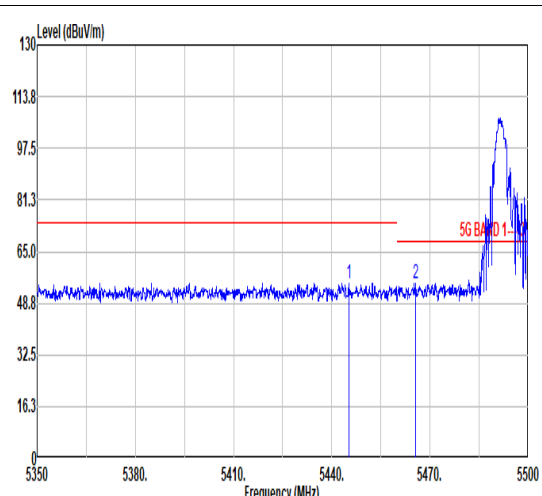
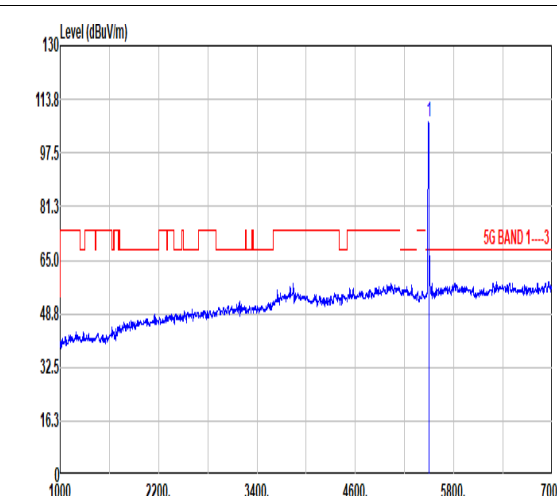
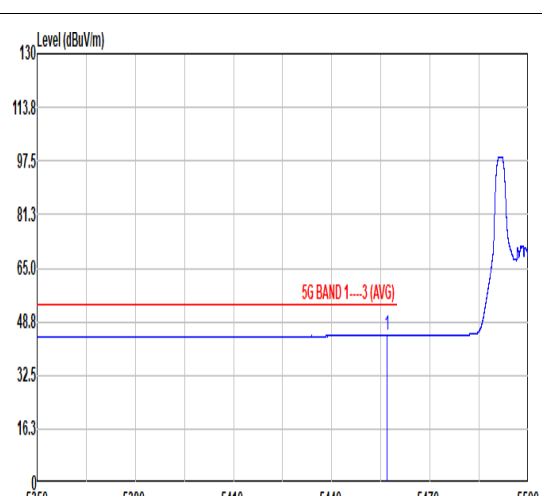
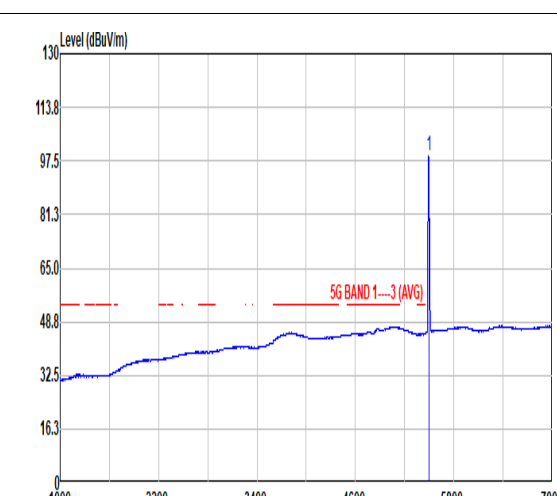
Mode	46																																																																															
	Band Edge																																																																															
	U-NII-1_5.15-5.25_802.11be EHT20_CH64_Single RU_5320MHz																																																																															
ANT	CDD 1+2																																																																															
Pol.	Horizontal	Fundamental																																																																														
Peak	 <table border="1"> <thead> <tr> <th>Limit</th> <th>Read</th> <th>Ant</th> <th>Cable</th> <th>Preamp</th> <th>Aux</th> <th>APos</th> <th>TPos</th> </tr> <tr> <th>Freq</th> <th>Level</th> <th>Line Margin</th> <th>Level Factor</th> <th>Loss Factor</th> <th>Factor</th> <th></th> <th>Remark</th> </tr> <tr> <th>MHz</th> <th>dBuV/m</th> <th>dBuV/m</th> <th>dB</th> <th>dBuV</th> <th>dB/m</th> <th>dB</th> <th>dB</th> <th>cm</th> <th>deg</th> </tr> </thead> <tbody> <tr> <td>1</td> <td>5403.24</td> <td>55.46</td> <td>74.00</td> <td>-18.54</td> <td>39.64</td> <td>34.50</td> <td>10.89</td> <td>29.57</td> <td>0.00</td> <td>100</td> <td>118</td> <td>PEAK</td> </tr> </tbody> </table>	Limit	Read	Ant	Cable	Preamp	Aux	APos	TPos	Freq	Level	Line Margin	Level Factor	Loss Factor	Factor		Remark	MHz	dBuV/m	dBuV/m	dB	dBuV	dB/m	dB	dB	cm	deg	1	5403.24	55.46	74.00	-18.54	39.64	34.50	10.89	29.57	0.00	100	118	PEAK	 <table border="1"> <thead> <tr> <th>Limit</th> <th>Read</th> <th>Ant</th> <th>Cable</th> <th>Preamp</th> <th>Aux</th> <th>APos</th> <th>TPos</th> </tr> <tr> <th>Freq</th> <th>Level</th> <th>Line Margin</th> <th>Level Factor</th> <th>Loss Factor</th> <th>Factor</th> <th></th> <th>Remark</th> </tr> <tr> <th>MHz</th> <th>dBuV/m</th> <th>dBuV/m</th> <th>dB</th> <th>dBuV</th> <th>dB/m</th> <th>dB</th> <th>dB</th> <th>cm</th> <th>deg</th> </tr> </thead> <tbody> <tr> <td>1</td> <td>5320.00</td> <td>107.92</td> <td>-----</td> <td>-----</td> <td>92.11</td> <td>34.50</td> <td>10.80</td> <td>29.49</td> <td>0.00</td> <td>100</td> <td>118</td> <td>PEAK</td> </tr> </tbody> </table>	Limit	Read	Ant	Cable	Preamp	Aux	APos	TPos	Freq	Level	Line Margin	Level Factor	Loss Factor	Factor		Remark	MHz	dBuV/m	dBuV/m	dB	dBuV	dB/m	dB	dB	cm	deg	1	5320.00	107.92	-----	-----	92.11	34.50	10.80	29.49	0.00	100	118	PEAK
	Limit	Read	Ant	Cable	Preamp	Aux	APos	TPos																																																																								
Freq	Level	Line Margin	Level Factor	Loss Factor	Factor		Remark																																																																									
MHz	dBuV/m	dBuV/m	dB	dBuV	dB/m	dB	dB	cm	deg																																																																							
1	5403.24	55.46	74.00	-18.54	39.64	34.50	10.89	29.57	0.00	100	118	PEAK																																																																				
Limit	Read	Ant	Cable	Preamp	Aux	APos	TPos																																																																									
Freq	Level	Line Margin	Level Factor	Loss Factor	Factor		Remark																																																																									
MHz	dBuV/m	dBuV/m	dB	dBuV	dB/m	dB	dB	cm	deg																																																																							
1	5320.00	107.92	-----	-----	92.11	34.50	10.80	29.49	0.00	100	118	PEAK																																																																				
Avg	 <table border="1"> <thead> <tr> <th>Limit</th> <th>Read</th> <th>Ant</th> <th>Cable</th> <th>Preamp</th> <th>Aux</th> <th>APos</th> <th>TPos</th> </tr> <tr> <th>Freq</th> <th>Level</th> <th>Line Margin</th> <th>Level Factor</th> <th>Loss Factor</th> <th>Factor</th> <th></th> <th>Remark</th> </tr> <tr> <th>MHz</th> <th>dBuV/m</th> <th>dBuV/m</th> <th>dB</th> <th>dBuV</th> <th>dB/m</th> <th>dB</th> <th>dB</th> <th>cm</th> <th>deg</th> </tr> </thead> <tbody> <tr> <td>1</td> <td>5459.52</td> <td>44.69</td> <td>54.00</td> <td>-9.31</td> <td>28.80</td> <td>34.53</td> <td>10.90</td> <td>29.62</td> <td>0.00</td> <td>100</td> <td>118</td> <td>AVERAGE</td> </tr> </tbody> </table>	Limit	Read	Ant	Cable	Preamp	Aux	APos	TPos	Freq	Level	Line Margin	Level Factor	Loss Factor	Factor		Remark	MHz	dBuV/m	dBuV/m	dB	dBuV	dB/m	dB	dB	cm	deg	1	5459.52	44.69	54.00	-9.31	28.80	34.53	10.90	29.62	0.00	100	118	AVERAGE	 <table border="1"> <thead> <tr> <th>Limit</th> <th>Read</th> <th>Ant</th> <th>Cable</th> <th>Preamp</th> <th>Aux</th> <th>APos</th> <th>TPos</th> </tr> <tr> <th>Freq</th> <th>Level</th> <th>Line Margin</th> <th>Level Factor</th> <th>Loss Factor</th> <th>Factor</th> <th></th> <th>Remark</th> </tr> <tr> <th>MHz</th> <th>dBuV/m</th> <th>dBuV/m</th> <th>dB</th> <th>dBuV</th> <th>dB/m</th> <th>dB</th> <th>dB</th> <th>cm</th> <th>deg</th> </tr> </thead> <tbody> <tr> <td>1</td> <td>5320.00</td> <td>100.30</td> <td>-----</td> <td>-----</td> <td>84.49</td> <td>34.50</td> <td>10.80</td> <td>29.49</td> <td>0.00</td> <td>100</td> <td>118</td> <td>AVERAGE</td> </tr> </tbody> </table>	Limit	Read	Ant	Cable	Preamp	Aux	APos	TPos	Freq	Level	Line Margin	Level Factor	Loss Factor	Factor		Remark	MHz	dBuV/m	dBuV/m	dB	dBuV	dB/m	dB	dB	cm	deg	1	5320.00	100.30	-----	-----	84.49	34.50	10.80	29.49	0.00	100	118	AVERAGE
Limit	Read	Ant	Cable	Preamp	Aux	APos	TPos																																																																									
Freq	Level	Line Margin	Level Factor	Loss Factor	Factor		Remark																																																																									
MHz	dBuV/m	dBuV/m	dB	dBuV	dB/m	dB	dB	cm	deg																																																																							
1	5459.52	44.69	54.00	-9.31	28.80	34.53	10.90	29.62	0.00	100	118	AVERAGE																																																																				
Limit	Read	Ant	Cable	Preamp	Aux	APos	TPos																																																																									
Freq	Level	Line Margin	Level Factor	Loss Factor	Factor		Remark																																																																									
MHz	dBuV/m	dBuV/m	dB	dBuV	dB/m	dB	dB	cm	deg																																																																							
1	5320.00	100.30	-----	-----	84.49	34.50	10.80	29.49	0.00	100	118	AVERAGE																																																																				



Mode	46																																																																																															
	Band Edge																																																																																															
	U-NII-1_5.15-5.25_802.11be EHT20_CH64_Single RU_5320MHz																																																																																															
ANT	CDD 1+2																																																																																															
Pol.	Vertical	Fundamental																																																																																														
Peak	<table border="1"> <thead> <tr> <th>Limit</th> <th>Read</th> <th>Ant</th> <th>Cable</th> <th>Preamp</th> <th>Aux</th> <th>APos</th> <th>TPos</th> </tr> <tr> <th>Freq</th> <th>Level</th> <th>Line</th> <th>Margin</th> <th>Level</th> <th>Factor</th> <th>Loss</th> <th>Factor</th> <th>Factor</th> <th>Factor</th> <th>cm</th> <th>deg</th> <th>Remark</th> </tr> <tr> <th>MHz</th> <th>dBuV/m</th> <th>dBuV/m</th> <th>dB</th> <th>dBuV</th> <th>dB/m</th> <th>dB</th> <th>dB</th> <th>dB</th> <th>dB</th> <th>cm</th> <th>deg</th> <th>Remark</th> </tr> </thead> <tbody> <tr> <td>1</td> <td>5442.16</td> <td>56.17</td> <td>74.00</td> <td>-17.83</td> <td>40.30</td> <td>34.52</td> <td>10.95</td> <td>29.60</td> <td>0.00</td> <td>320</td> <td>60</td> <td>PEAK</td> </tr> </tbody> </table>	Limit	Read	Ant	Cable	Preamp	Aux	APos	TPos	Freq	Level	Line	Margin	Level	Factor	Loss	Factor	Factor	Factor	cm	deg	Remark	MHz	dBuV/m	dBuV/m	dB	dBuV	dB/m	dB	dB	dB	dB	cm	deg	Remark	1	5442.16	56.17	74.00	-17.83	40.30	34.52	10.95	29.60	0.00	320	60	PEAK	<table border="1"> <thead> <tr> <th>Limit</th> <th>Read</th> <th>Ant</th> <th>Cable</th> <th>Preamp</th> <th>Aux</th> <th>APos</th> <th>TPos</th> </tr> <tr> <th>Freq</th> <th>Level</th> <th>Line</th> <th>Margin</th> <th>Level</th> <th>Factor</th> <th>Loss</th> <th>Factor</th> <th>Factor</th> <th>Factor</th> <th>cm</th> <th>deg</th> <th>Remark</th> </tr> <tr> <th>MHz</th> <th>dBuV/m</th> <th>dBuV/m</th> <th>dB</th> <th>dBuV</th> <th>dB/m</th> <th>dB</th> <th>dB</th> <th>dB</th> <th>dB</th> <th>cm</th> <th>deg</th> <th>Remark</th> </tr> </thead> <tbody> <tr> <td>1</td> <td>5320.00</td> <td>108.09</td> <td>-----</td> <td>-----</td> <td>92.28</td> <td>34.50</td> <td>10.80</td> <td>29.49</td> <td>0.00</td> <td>320</td> <td>60</td> <td>PEAK</td> </tr> </tbody> </table>	Limit	Read	Ant	Cable	Preamp	Aux	APos	TPos	Freq	Level	Line	Margin	Level	Factor	Loss	Factor	Factor	Factor	cm	deg	Remark	MHz	dBuV/m	dBuV/m	dB	dBuV	dB/m	dB	dB	dB	dB	cm	deg	Remark	1	5320.00	108.09	-----	-----	92.28	34.50	10.80	29.49	0.00	320	60	PEAK
	Limit	Read	Ant	Cable	Preamp	Aux	APos	TPos																																																																																								
Freq	Level	Line	Margin	Level	Factor	Loss	Factor	Factor	Factor	cm	deg	Remark																																																																																				
MHz	dBuV/m	dBuV/m	dB	dBuV	dB/m	dB	dB	dB	dB	cm	deg	Remark																																																																																				
1	5442.16	56.17	74.00	-17.83	40.30	34.52	10.95	29.60	0.00	320	60	PEAK																																																																																				
Limit	Read	Ant	Cable	Preamp	Aux	APos	TPos																																																																																									
Freq	Level	Line	Margin	Level	Factor	Loss	Factor	Factor	Factor	cm	deg	Remark																																																																																				
MHz	dBuV/m	dBuV/m	dB	dBuV	dB/m	dB	dB	dB	dB	cm	deg	Remark																																																																																				
1	5320.00	108.09	-----	-----	92.28	34.50	10.80	29.49	0.00	320	60	PEAK																																																																																				
Avg	<table border="1"> <thead> <tr> <th>Limit</th> <th>Read</th> <th>Ant</th> <th>Cable</th> <th>Preamp</th> <th>Aux</th> <th>APos</th> <th>TPos</th> </tr> <tr> <th>Freq</th> <th>Level</th> <th>Line</th> <th>Margin</th> <th>Level</th> <th>Factor</th> <th>Loss</th> <th>Factor</th> <th>Factor</th> <th>Factor</th> <th>cm</th> <th>deg</th> <th>Remark</th> </tr> <tr> <th>MHz</th> <th>dBuV/m</th> <th>dBuV/m</th> <th>dB</th> <th>dBuV</th> <th>dB/m</th> <th>dB</th> <th>dB</th> <th>dB</th> <th>dB</th> <th>cm</th> <th>deg</th> <th>Remark</th> </tr> </thead> <tbody> <tr> <td>1</td> <td>5458.81</td> <td>44.67</td> <td>54.00</td> <td>-9.33</td> <td>28.78</td> <td>34.53</td> <td>10.90</td> <td>29.62</td> <td>0.00</td> <td>320</td> <td>60</td> <td>AVERAGE</td> </tr> </tbody> </table>	Limit	Read	Ant	Cable	Preamp	Aux	APos	TPos	Freq	Level	Line	Margin	Level	Factor	Loss	Factor	Factor	Factor	cm	deg	Remark	MHz	dBuV/m	dBuV/m	dB	dBuV	dB/m	dB	dB	dB	dB	cm	deg	Remark	1	5458.81	44.67	54.00	-9.33	28.78	34.53	10.90	29.62	0.00	320	60	AVERAGE	<table border="1"> <thead> <tr> <th>Limit</th> <th>Read</th> <th>Ant</th> <th>Cable</th> <th>Preamp</th> <th>Aux</th> <th>APos</th> <th>TPos</th> </tr> <tr> <th>Freq</th> <th>Level</th> <th>Line</th> <th>Margin</th> <th>Level</th> <th>Factor</th> <th>Loss</th> <th>Factor</th> <th>Factor</th> <th>Factor</th> <th>cm</th> <th>deg</th> <th>Remark</th> </tr> <tr> <th>MHz</th> <th>dBuV/m</th> <th>dBuV/m</th> <th>dB</th> <th>dBuV</th> <th>dB/m</th> <th>dB</th> <th>dB</th> <th>dB</th> <th>dB</th> <th>cm</th> <th>deg</th> <th>Remark</th> </tr> </thead> <tbody> <tr> <td>1</td> <td>5320.00</td> <td>100.95</td> <td>-----</td> <td>-----</td> <td>85.14</td> <td>34.50</td> <td>10.80</td> <td>29.49</td> <td>0.00</td> <td>320</td> <td>60</td> <td>AVERAGE</td> </tr> </tbody> </table>	Limit	Read	Ant	Cable	Preamp	Aux	APos	TPos	Freq	Level	Line	Margin	Level	Factor	Loss	Factor	Factor	Factor	cm	deg	Remark	MHz	dBuV/m	dBuV/m	dB	dBuV	dB/m	dB	dB	dB	dB	cm	deg	Remark	1	5320.00	100.95	-----	-----	85.14	34.50	10.80	29.49	0.00	320	60	AVERAGE
Limit	Read	Ant	Cable	Preamp	Aux	APos	TPos																																																																																									
Freq	Level	Line	Margin	Level	Factor	Loss	Factor	Factor	Factor	cm	deg	Remark																																																																																				
MHz	dBuV/m	dBuV/m	dB	dBuV	dB/m	dB	dB	dB	dB	cm	deg	Remark																																																																																				
1	5458.81	44.67	54.00	-9.33	28.78	34.53	10.90	29.62	0.00	320	60	AVERAGE																																																																																				
Limit	Read	Ant	Cable	Preamp	Aux	APos	TPos																																																																																									
Freq	Level	Line	Margin	Level	Factor	Loss	Factor	Factor	Factor	cm	deg	Remark																																																																																				
MHz	dBuV/m	dBuV/m	dB	dBuV	dB/m	dB	dB	dB	dB	cm	deg	Remark																																																																																				
1	5320.00	100.95	-----	-----	85.14	34.50	10.80	29.49	0.00	320	60	AVERAGE																																																																																				





		47																																																																															
Mode		Band Edge																																																																															
		U-NII-2C_5.47-5.725_802.11be EHT20_CH100_Single RU_5500MHz																																																																															
ANT		CDD 1+2																																																																															
Pol.	Horizontal	Fundamental																																																																															
Peak	 <p>Level (dBuV/m) vs Frequency (MHz) for Horizontal polarization. The plot shows a blue signal line with a red limit line labeled '5G BAND 1-'. Two peaks are marked with '1' and '2' at approximately 5445 MHz and 5466 MHz respectively.</p> <table border="1"> <thead> <tr> <th>Limit</th> <th>Read</th> <th>Ant</th> <th>Cable</th> <th>Preamp</th> <th>Aux</th> <th>APos</th> <th>TPos</th> <th colspan="2"></th> </tr> <tr> <th>Freq</th> <th>Level</th> <th>Line Margin</th> <th>Level Factor</th> <th>Loss Factor</th> <th>Factor</th> <th>Factor</th> <th></th> <th>cm</th> <th>deg</th> </tr> </thead> <tbody> <tr> <td>1</td> <td>5445.18</td> <td>55.18</td> <td>74.00</td> <td>-18.82</td> <td>39.31</td> <td>34.52</td> <td>10.96</td> <td>29.61</td> <td>0.00</td> <td>100</td> <td>236</td> <td>PEAK</td> </tr> <tr> <td>2</td> <td>5465.58</td> <td>55.18</td> <td>68.30</td> <td>-13.12</td> <td>39.28</td> <td>34.53</td> <td>10.99</td> <td>29.62</td> <td>0.00</td> <td>100</td> <td>236</td> <td>PEAK</td> </tr> </tbody> </table>	Limit	Read	Ant	Cable	Preamp	Aux	APos	TPos			Freq	Level	Line Margin	Level Factor	Loss Factor	Factor	Factor		cm	deg	1	5445.18	55.18	74.00	-18.82	39.31	34.52	10.96	29.61	0.00	100	236	PEAK	2	5465.58	55.18	68.30	-13.12	39.28	34.53	10.99	29.62	0.00	100	236	PEAK	 <p>Level (dBuV/m) vs Frequency (MHz) for Fundamental polarization. The plot shows a blue signal line with a red limit line labeled '5G BAND 1-3'. A single sharp peak is marked with '1' at approximately 5466 MHz.</p> <table border="1"> <thead> <tr> <th>Limit</th> <th>Read</th> <th>Ant</th> <th>Cable</th> <th>Preamp</th> <th>Aux</th> <th>APos</th> <th>TPos</th> <th colspan="2"></th> </tr> <tr> <th>Freq</th> <th>Level</th> <th>Line Margin</th> <th>Level Factor</th> <th>Loss Factor</th> <th>Factor</th> <th>Factor</th> <th></th> <th>cm</th> <th>deg</th> </tr> </thead> <tbody> <tr> <td>1</td> <td>5500.00</td> <td>106.90</td> <td>-----</td> <td>-----</td> <td>90.96</td> <td>34.55</td> <td>11.03</td> <td>29.64</td> <td>0.00</td> <td>100</td> <td>236</td> <td>PEAK</td> </tr> </tbody> </table>	Limit	Read	Ant	Cable	Preamp	Aux	APos	TPos			Freq	Level	Line Margin	Level Factor	Loss Factor	Factor	Factor		cm	deg	1	5500.00	106.90	-----	-----	90.96	34.55	11.03	29.64	0.00	100	236	PEAK
	Limit	Read	Ant	Cable	Preamp	Aux	APos	TPos																																																																									
Freq	Level	Line Margin	Level Factor	Loss Factor	Factor	Factor		cm	deg																																																																								
1	5445.18	55.18	74.00	-18.82	39.31	34.52	10.96	29.61	0.00	100	236	PEAK																																																																					
2	5465.58	55.18	68.30	-13.12	39.28	34.53	10.99	29.62	0.00	100	236	PEAK																																																																					
Limit	Read	Ant	Cable	Preamp	Aux	APos	TPos																																																																										
Freq	Level	Line Margin	Level Factor	Loss Factor	Factor	Factor		cm	deg																																																																								
1	5500.00	106.90	-----	-----	90.96	34.55	11.03	29.64	0.00	100	236	PEAK																																																																					
Avg	 <p>Level (dBuV/m) vs Frequency (MHz) for Horizontal polarization. The plot shows a blue signal line with a red limit line labeled '5G BAND 1-3 (AVG)'. A peak is marked with '1' at approximately 5466 MHz.</p> <table border="1"> <thead> <tr> <th>Limit</th> <th>Read</th> <th>Ant</th> <th>Cable</th> <th>Preamp</th> <th>Aux</th> <th>APos</th> <th>TPos</th> <th colspan="2"></th> </tr> <tr> <th>Freq</th> <th>Level</th> <th>Line Margin</th> <th>Level Factor</th> <th>Loss Factor</th> <th>Factor</th> <th>Factor</th> <th></th> <th>cm</th> <th>deg</th> </tr> </thead> <tbody> <tr> <td>1</td> <td>5456.04</td> <td>44.70</td> <td>54.00</td> <td>-9.30</td> <td>28.81</td> <td>34.53</td> <td>10.90</td> <td>29.62</td> <td>0.00</td> <td>100</td> <td>236</td> <td>AVERAGE</td> </tr> </tbody> </table>	Limit	Read	Ant	Cable	Preamp	Aux	APos	TPos			Freq	Level	Line Margin	Level Factor	Loss Factor	Factor	Factor		cm	deg	1	5456.04	44.70	54.00	-9.30	28.81	34.53	10.90	29.62	0.00	100	236	AVERAGE	 <p>Level (dBuV/m) vs Frequency (MHz) for Fundamental polarization. The plot shows a blue signal line with a red limit line labeled '5G BAND 1-3 (AVG)'. A peak is marked with '1' at approximately 5466 MHz.</p> <table border="1"> <thead> <tr> <th>Limit</th> <th>Read</th> <th>Ant</th> <th>Cable</th> <th>Preamp</th> <th>Aux</th> <th>APos</th> <th>TPos</th> <th colspan="2"></th> </tr> <tr> <th>Freq</th> <th>Level</th> <th>Line Margin</th> <th>Level Factor</th> <th>Loss Factor</th> <th>Factor</th> <th>Factor</th> <th></th> <th>cm</th> <th>deg</th> </tr> </thead> <tbody> <tr> <td>1</td> <td>5500.00</td> <td>98.06</td> <td>-----</td> <td>-----</td> <td>82.92</td> <td>34.55</td> <td>11.03</td> <td>29.64</td> <td>0.00</td> <td>100</td> <td>236</td> <td>AVERAGE</td> </tr> </tbody> </table>	Limit	Read	Ant	Cable	Preamp	Aux	APos	TPos			Freq	Level	Line Margin	Level Factor	Loss Factor	Factor	Factor		cm	deg	1	5500.00	98.06	-----	-----	82.92	34.55	11.03	29.64	0.00	100	236	AVERAGE													
	Limit	Read	Ant	Cable	Preamp	Aux	APos	TPos																																																																									
Freq	Level	Line Margin	Level Factor	Loss Factor	Factor	Factor		cm	deg																																																																								
1	5456.04	44.70	54.00	-9.30	28.81	34.53	10.90	29.62	0.00	100	236	AVERAGE																																																																					
Limit	Read	Ant	Cable	Preamp	Aux	APos	TPos																																																																										
Freq	Level	Line Margin	Level Factor	Loss Factor	Factor	Factor		cm	deg																																																																								
1	5500.00	98.06	-----	-----	82.92	34.55	11.03	29.64	0.00	100	236	AVERAGE																																																																					



Mode	47																																																																																													
	Band Edge																																																																																													
	U-NII-2C_5.47-5.725_802.11be EHT20_CH100_Single RU_5500MHz																																																																																													
ANT	CDD 1+2																																																																																													
Pol.	Vertical	Fundamental																																																																																												
Peak	<table border="1"> <thead> <tr> <th>Limit</th> <th>Read</th> <th>Ant</th> <th>Cable</th> <th>Preamp</th> <th>Aux</th> <th>APos</th> <th>TPos</th> <th>Remark</th> </tr> <tr> <th>Freq</th> <th>Level</th> <th>Line Margin</th> <th>Level Factor</th> <th>Loss Factor</th> <th>Loss Factor</th> <th>Factor</th> <th>Factor</th> <th></th> </tr> <tr> <th>MHz</th> <th>dBuV/m</th> <th>dBuV/m</th> <th>dB</th> <th>dBuV</th> <th>dB/m</th> <th>dB</th> <th>dB</th> <th>cm</th> <th>deg</th> </tr> </thead> <tbody> <tr> <td>1</td> <td>5393.13</td> <td>55.63</td> <td>74.00</td> <td>-18.37</td> <td>39.81</td> <td>34.50</td> <td>10.88</td> <td>29.56</td> <td>0.00</td> <td>337</td> <td>53 PEAK</td> </tr> <tr> <td>2</td> <td>5469.33</td> <td>55.64</td> <td>68.30</td> <td>-12.66</td> <td>39.75</td> <td>34.53</td> <td>10.99</td> <td>29.63</td> <td>0.00</td> <td>337</td> <td>53 PEAK</td> </tr> </tbody> </table>	Limit	Read	Ant	Cable	Preamp	Aux	APos	TPos	Remark	Freq	Level	Line Margin	Level Factor	Loss Factor	Loss Factor	Factor	Factor		MHz	dBuV/m	dBuV/m	dB	dBuV	dB/m	dB	dB	cm	deg	1	5393.13	55.63	74.00	-18.37	39.81	34.50	10.88	29.56	0.00	337	53 PEAK	2	5469.33	55.64	68.30	-12.66	39.75	34.53	10.99	29.63	0.00	337	53 PEAK	<table border="1"> <thead> <tr> <th>Limit</th> <th>Read</th> <th>Ant</th> <th>Cable</th> <th>Preamp</th> <th>Aux</th> <th>APos</th> <th>TPos</th> <th>Remark</th> </tr> <tr> <th>Freq</th> <th>Level</th> <th>Line Margin</th> <th>Level Factor</th> <th>Loss Factor</th> <th>Loss Factor</th> <th>Factor</th> <th>Factor</th> <th></th> </tr> <tr> <th>MHz</th> <th>dBuV/m</th> <th>dBuV/m</th> <th>dB</th> <th>dBuV</th> <th>dB/m</th> <th>dB</th> <th>dB</th> <th>cm</th> <th>deg</th> </tr> </thead> <tbody> <tr> <td>1</td> <td>5500.00</td> <td>107.29</td> <td>-----</td> <td>-----</td> <td>91.35</td> <td>34.55</td> <td>11.03</td> <td>29.64</td> <td>0.00</td> <td>337</td> <td>53 PEAK</td> </tr> </tbody> </table>	Limit	Read	Ant	Cable	Preamp	Aux	APos	TPos	Remark	Freq	Level	Line Margin	Level Factor	Loss Factor	Loss Factor	Factor	Factor		MHz	dBuV/m	dBuV/m	dB	dBuV	dB/m	dB	dB	cm	deg	1	5500.00	107.29	-----	-----	91.35	34.55	11.03	29.64	0.00	337	53 PEAK
	Limit	Read	Ant	Cable	Preamp	Aux	APos	TPos	Remark																																																																																					
Freq	Level	Line Margin	Level Factor	Loss Factor	Loss Factor	Factor	Factor																																																																																							
MHz	dBuV/m	dBuV/m	dB	dBuV	dB/m	dB	dB	cm	deg																																																																																					
1	5393.13	55.63	74.00	-18.37	39.81	34.50	10.88	29.56	0.00	337	53 PEAK																																																																																			
2	5469.33	55.64	68.30	-12.66	39.75	34.53	10.99	29.63	0.00	337	53 PEAK																																																																																			
Limit	Read	Ant	Cable	Preamp	Aux	APos	TPos	Remark																																																																																						
Freq	Level	Line Margin	Level Factor	Loss Factor	Loss Factor	Factor	Factor																																																																																							
MHz	dBuV/m	dBuV/m	dB	dBuV	dB/m	dB	dB	cm	deg																																																																																					
1	5500.00	107.29	-----	-----	91.35	34.55	11.03	29.64	0.00	337	53 PEAK																																																																																			
Avg	<table border="1"> <thead> <tr> <th>Limit</th> <th>Read</th> <th>Ant</th> <th>Cable</th> <th>Preamp</th> <th>Aux</th> <th>APos</th> <th>TPos</th> <th>Remark</th> </tr> <tr> <th>Freq</th> <th>Level</th> <th>Line Margin</th> <th>Level Factor</th> <th>Loss Factor</th> <th>Loss Factor</th> <th>Factor</th> <th>Factor</th> <th></th> </tr> <tr> <th>MHz</th> <th>dBuV/m</th> <th>dBuV/m</th> <th>dB</th> <th>dBuV</th> <th>dB/m</th> <th>dB</th> <th>dB</th> <th>cm</th> <th>deg</th> </tr> </thead> <tbody> <tr> <td>1</td> <td>5459.38</td> <td>44.72</td> <td>54.00</td> <td>-9.28</td> <td>28.83</td> <td>34.53</td> <td>10.90</td> <td>29.62</td> <td>0.00</td> <td>337</td> <td>53 AVERAGE</td> </tr> </tbody> </table>	Limit	Read	Ant	Cable	Preamp	Aux	APos	TPos	Remark	Freq	Level	Line Margin	Level Factor	Loss Factor	Loss Factor	Factor	Factor		MHz	dBuV/m	dBuV/m	dB	dBuV	dB/m	dB	dB	cm	deg	1	5459.38	44.72	54.00	-9.28	28.83	34.53	10.90	29.62	0.00	337	53 AVERAGE	<table border="1"> <thead> <tr> <th>Limit</th> <th>Read</th> <th>Ant</th> <th>Cable</th> <th>Preamp</th> <th>Aux</th> <th>APos</th> <th>TPos</th> <th>Remark</th> </tr> <tr> <th>Freq</th> <th>Level</th> <th>Line Margin</th> <th>Level Factor</th> <th>Loss Factor</th> <th>Loss Factor</th> <th>Factor</th> <th>Factor</th> <th></th> </tr> <tr> <th>MHz</th> <th>dBuV/m</th> <th>dBuV/m</th> <th>dB</th> <th>dBuV</th> <th>dB/m</th> <th>dB</th> <th>dB</th> <th>cm</th> <th>deg</th> </tr> </thead> <tbody> <tr> <td>1</td> <td>5500.00</td> <td>99.01</td> <td>-----</td> <td>-----</td> <td>83.07</td> <td>34.55</td> <td>11.03</td> <td>29.64</td> <td>0.00</td> <td>337</td> <td>53 AVERAGE</td> </tr> </tbody> </table>	Limit	Read	Ant	Cable	Preamp	Aux	APos	TPos	Remark	Freq	Level	Line Margin	Level Factor	Loss Factor	Loss Factor	Factor	Factor		MHz	dBuV/m	dBuV/m	dB	dBuV	dB/m	dB	dB	cm	deg	1	5500.00	99.01	-----	-----	83.07	34.55	11.03	29.64	0.00	337	53 AVERAGE												
Limit	Read	Ant	Cable	Preamp	Aux	APos	TPos	Remark																																																																																						
Freq	Level	Line Margin	Level Factor	Loss Factor	Loss Factor	Factor	Factor																																																																																							
MHz	dBuV/m	dBuV/m	dB	dBuV	dB/m	dB	dB	cm	deg																																																																																					
1	5459.38	44.72	54.00	-9.28	28.83	34.53	10.90	29.62	0.00	337	53 AVERAGE																																																																																			
Limit	Read	Ant	Cable	Preamp	Aux	APos	TPos	Remark																																																																																						
Freq	Level	Line Margin	Level Factor	Loss Factor	Loss Factor	Factor	Factor																																																																																							
MHz	dBuV/m	dBuV/m	dB	dBuV	dB/m	dB	dB	cm	deg																																																																																					
1	5500.00	99.01	-----	-----	83.07	34.55	11.03	29.64	0.00	337	53 AVERAGE																																																																																			

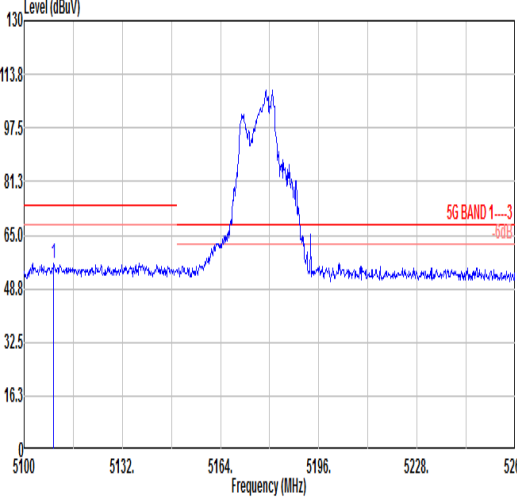
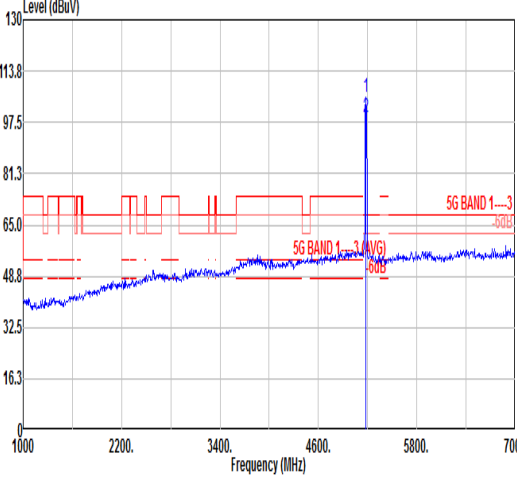
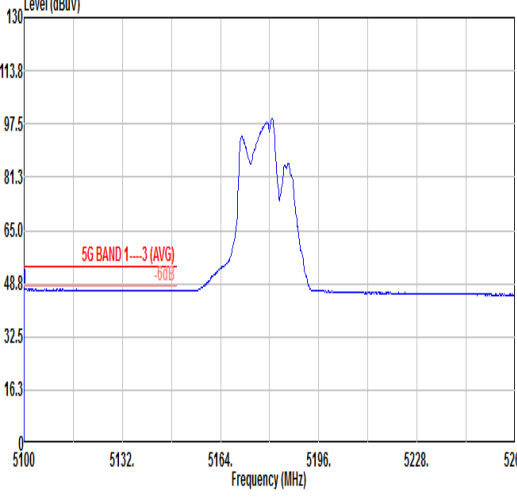


Mode	48																																																																											
	Band Edge																																																																											
	U-NII-2C_5.47-5.725_802.11be EHT20_CH140_Single RU_5700MHz																																																																											
ANT	CDD 1+2																																																																											
Pol.	Horizontal	Fundamental																																																																										
Peak	<table border="1"> <thead> <tr> <th>Limit</th> <th>Read</th> <th>Ant</th> <th>Cable</th> <th>Preamp</th> <th>Aux</th> <th>APos</th> <th>TPos</th> </tr> <tr> <th>Freq</th> <th>Level</th> <th>Line</th> <th>Margin</th> <th>Level</th> <th>Factor</th> <th>Loss</th> <th>Factor</th> </tr> <tr> <th>MHz</th> <th>dBuV/m</th> <th>dBuV/m</th> <th>dB</th> <th>dBuV</th> <th>dB/m</th> <th>dB</th> <th>dB</th> </tr> </thead> <tbody> <tr> <td>1</td> <td>5735.14</td> <td>57.37</td> <td>68.30</td> <td>-10.93</td> <td>41.23</td> <td>34.61</td> <td>11.32</td> <td>29.79</td> <td>0.00</td> <td>105</td> <td>118</td> <td>PEAK</td> </tr> </tbody> </table>	Limit	Read	Ant	Cable	Preamp	Aux	APos	TPos	Freq	Level	Line	Margin	Level	Factor	Loss	Factor	MHz	dBuV/m	dBuV/m	dB	dBuV	dB/m	dB	dB	1	5735.14	57.37	68.30	-10.93	41.23	34.61	11.32	29.79	0.00	105	118	PEAK	<table border="1"> <thead> <tr> <th>Limit</th> <th>Read</th> <th>Ant</th> <th>Cable</th> <th>Preamp</th> <th>Aux</th> <th>APos</th> <th>TPos</th> </tr> <tr> <th>Freq</th> <th>Level</th> <th>Line</th> <th>Margin</th> <th>Level</th> <th>Factor</th> <th>Loss</th> <th>Factor</th> </tr> <tr> <th>MHz</th> <th>dBuV/m</th> <th>dBuV/m</th> <th>dB</th> <th>dBuV</th> <th>dB/m</th> <th>dB</th> <th>dB</th> </tr> </thead> <tbody> <tr> <td>1</td> <td>5700.00</td> <td>110.13</td> <td>-----</td> <td>-----</td> <td>94.15</td> <td>34.50</td> <td>11.28</td> <td>29.80</td> <td>0.00</td> <td>105</td> <td>118</td> <td>PEAK</td> </tr> </tbody> </table>	Limit	Read	Ant	Cable	Preamp	Aux	APos	TPos	Freq	Level	Line	Margin	Level	Factor	Loss	Factor	MHz	dBuV/m	dBuV/m	dB	dBuV	dB/m	dB	dB	1	5700.00	110.13	-----	-----	94.15	34.50	11.28	29.80	0.00	105	118	PEAK
	Limit	Read	Ant	Cable	Preamp	Aux	APos	TPos																																																																				
Freq	Level	Line	Margin	Level	Factor	Loss	Factor																																																																					
MHz	dBuV/m	dBuV/m	dB	dBuV	dB/m	dB	dB																																																																					
1	5735.14	57.37	68.30	-10.93	41.23	34.61	11.32	29.79	0.00	105	118	PEAK																																																																
Limit	Read	Ant	Cable	Preamp	Aux	APos	TPos																																																																					
Freq	Level	Line	Margin	Level	Factor	Loss	Factor																																																																					
MHz	dBuV/m	dBuV/m	dB	dBuV	dB/m	dB	dB																																																																					
1	5700.00	110.13	-----	-----	94.15	34.50	11.28	29.80	0.00	105	118	PEAK																																																																
Avg	Blank	<table border="1"> <thead> <tr> <th>Limit</th> <th>Read</th> <th>Ant</th> <th>Cable</th> <th>Preamp</th> <th>Aux</th> <th>APos</th> <th>TPos</th> </tr> <tr> <th>Freq</th> <th>Level</th> <th>Line</th> <th>Margin</th> <th>Level</th> <th>Factor</th> <th>Loss</th> <th>Factor</th> </tr> <tr> <th>MHz</th> <th>dBuV/m</th> <th>dBuV/m</th> <th>dB</th> <th>dBuV</th> <th>dB/m</th> <th>dB</th> <th>dB</th> </tr> </thead> <tbody> <tr> <td>1</td> <td>5700.00</td> <td>101.13</td> <td>-----</td> <td>-----</td> <td>85.12</td> <td>34.52</td> <td>11.29</td> <td>29.80</td> <td>0.00</td> <td>105</td> <td>118</td> <td>AVERAGE</td> </tr> </tbody> </table>	Limit	Read	Ant	Cable	Preamp	Aux	APos	TPos	Freq	Level	Line	Margin	Level	Factor	Loss	Factor	MHz	dBuV/m	dBuV/m	dB	dBuV	dB/m	dB	dB	1	5700.00	101.13	-----	-----	85.12	34.52	11.29	29.80	0.00	105	118	AVERAGE																																					
Limit	Read	Ant	Cable	Preamp	Aux	APos	TPos																																																																					
Freq	Level	Line	Margin	Level	Factor	Loss	Factor																																																																					
MHz	dBuV/m	dBuV/m	dB	dBuV	dB/m	dB	dB																																																																					
1	5700.00	101.13	-----	-----	85.12	34.52	11.29	29.80	0.00	105	118	AVERAGE																																																																

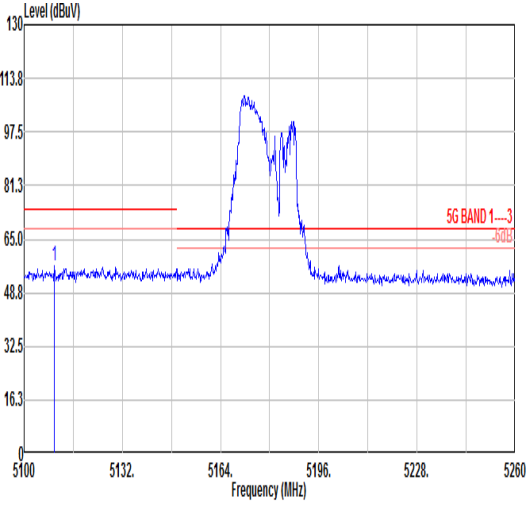
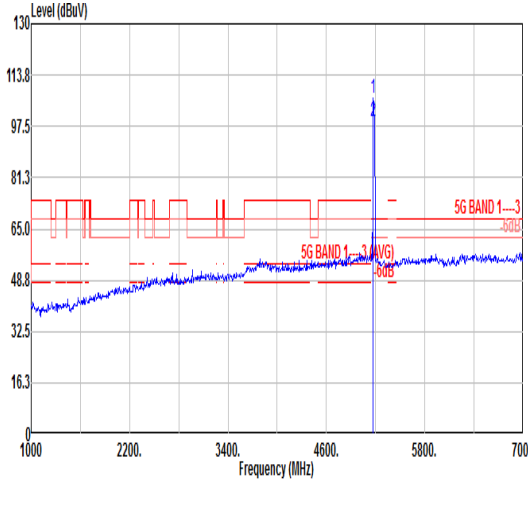
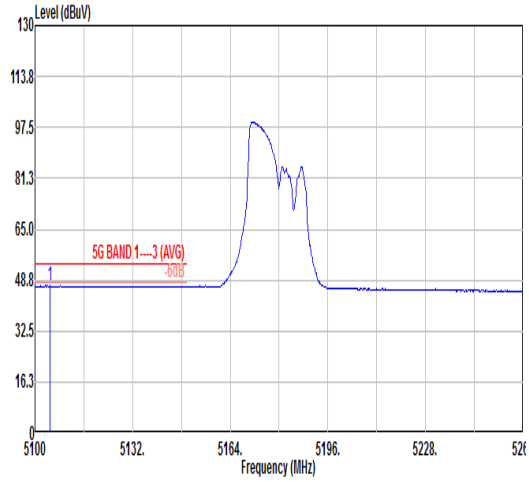


Mode	48																																																																																											
	Band Edge																																																																																											
	U-NII-2C_5.47-5.725_802.11be EHT20_CH140_Single RU_5700MHz																																																																																											
ANT	CDD 1+2																																																																																											
Pol.	Vertical	Fundamental																																																																																										
Peak	<table border="1"> <thead> <tr> <th>Limit</th> <th>Read</th> <th>Ant</th> <th>Cable</th> <th>Preamp</th> <th>Aux</th> <th>APos</th> <th>TPos</th> <th>Remark</th> </tr> <tr> <th>Freq</th> <th>Level</th> <th>Line</th> <th>Margin</th> <th>Level</th> <th>Factor</th> <th>Loss</th> <th>Factor</th> <th>Factor</th> </tr> <tr> <th>MHz</th> <th>dBuV/m</th> <th>dBuV/m</th> <th>dB</th> <th>dBuV</th> <th>dB/m</th> <th>dB</th> <th>dB</th> <th>dB</th> </tr> </thead> <tbody> <tr> <td>1 5757.95</td> <td>57.24</td> <td>68.30</td> <td>-11.06</td> <td>41.01</td> <td>34.67</td> <td>11.34</td> <td>29.78</td> <td>0.00</td> </tr> <tr> <td></td> <td></td> <td></td> <td></td> <td></td> <td></td> <td></td> <td></td> <td>297 72 PEAK</td> </tr> </tbody> </table>	Limit	Read	Ant	Cable	Preamp	Aux	APos	TPos	Remark	Freq	Level	Line	Margin	Level	Factor	Loss	Factor	Factor	MHz	dBuV/m	dBuV/m	dB	dBuV	dB/m	dB	dB	dB	1 5757.95	57.24	68.30	-11.06	41.01	34.67	11.34	29.78	0.00									297 72 PEAK	<table border="1"> <thead> <tr> <th>Limit</th> <th>Read</th> <th>Ant</th> <th>Cable</th> <th>Preamp</th> <th>Aux</th> <th>APos</th> <th>TPos</th> <th>Remark</th> </tr> <tr> <th>Freq</th> <th>Level</th> <th>Line</th> <th>Margin</th> <th>Level</th> <th>Factor</th> <th>Loss</th> <th>Factor</th> <th>Factor</th> </tr> <tr> <th>MHz</th> <th>dBuV/m</th> <th>dBuV/m</th> <th>dB</th> <th>dBuV</th> <th>dB/m</th> <th>dB</th> <th>dB</th> <th>dB</th> </tr> </thead> <tbody> <tr> <td>1 5700.00</td> <td>106.97</td> <td>-----</td> <td>-----</td> <td>90.96</td> <td>34.52</td> <td>11.29</td> <td>29.80</td> <td>0.00</td> </tr> <tr> <td></td> <td></td> <td></td> <td></td> <td></td> <td></td> <td></td> <td></td> <td>297 72 PEAK</td> </tr> </tbody> </table>	Limit	Read	Ant	Cable	Preamp	Aux	APos	TPos	Remark	Freq	Level	Line	Margin	Level	Factor	Loss	Factor	Factor	MHz	dBuV/m	dBuV/m	dB	dBuV	dB/m	dB	dB	dB	1 5700.00	106.97	-----	-----	90.96	34.52	11.29	29.80	0.00									297 72 PEAK
	Limit	Read	Ant	Cable	Preamp	Aux	APos	TPos	Remark																																																																																			
Freq	Level	Line	Margin	Level	Factor	Loss	Factor	Factor																																																																																				
MHz	dBuV/m	dBuV/m	dB	dBuV	dB/m	dB	dB	dB																																																																																				
1 5757.95	57.24	68.30	-11.06	41.01	34.67	11.34	29.78	0.00																																																																																				
								297 72 PEAK																																																																																				
Limit	Read	Ant	Cable	Preamp	Aux	APos	TPos	Remark																																																																																				
Freq	Level	Line	Margin	Level	Factor	Loss	Factor	Factor																																																																																				
MHz	dBuV/m	dBuV/m	dB	dBuV	dB/m	dB	dB	dB																																																																																				
1 5700.00	106.97	-----	-----	90.96	34.52	11.29	29.80	0.00																																																																																				
								297 72 PEAK																																																																																				
Avg	Blank	<table border="1"> <thead> <tr> <th>Limit</th> <th>Read</th> <th>Ant</th> <th>Cable</th> <th>Preamp</th> <th>Aux</th> <th>APos</th> <th>TPos</th> <th>Remark</th> </tr> <tr> <th>Freq</th> <th>Level</th> <th>Line</th> <th>Margin</th> <th>Level</th> <th>Factor</th> <th>Loss</th> <th>Factor</th> <th>Factor</th> </tr> <tr> <th>MHz</th> <th>dBuV/m</th> <th>dBuV/m</th> <th>dB</th> <th>dBuV</th> <th>dB/m</th> <th>dB</th> <th>dB</th> <th>dB</th> </tr> </thead> <tbody> <tr> <td>1 5700.00</td> <td>98.01</td> <td>-----</td> <td>-----</td> <td>82.00</td> <td>34.52</td> <td>11.29</td> <td>29.80</td> <td>0.00</td> </tr> <tr> <td></td> <td></td> <td></td> <td></td> <td></td> <td></td> <td></td> <td></td> <td>297 72 AVERAGE</td> </tr> </tbody> </table>	Limit	Read	Ant	Cable	Preamp	Aux	APos	TPos	Remark	Freq	Level	Line	Margin	Level	Factor	Loss	Factor	Factor	MHz	dBuV/m	dBuV/m	dB	dBuV	dB/m	dB	dB	dB	1 5700.00	98.01	-----	-----	82.00	34.52	11.29	29.80	0.00									297 72 AVERAGE																																													
Limit	Read	Ant	Cable	Preamp	Aux	APos	TPos	Remark																																																																																				
Freq	Level	Line	Margin	Level	Factor	Loss	Factor	Factor																																																																																				
MHz	dBuV/m	dBuV/m	dB	dBuV	dB/m	dB	dB	dB																																																																																				
1 5700.00	98.01	-----	-----	82.00	34.52	11.29	29.80	0.00																																																																																				
								297 72 AVERAGE																																																																																				

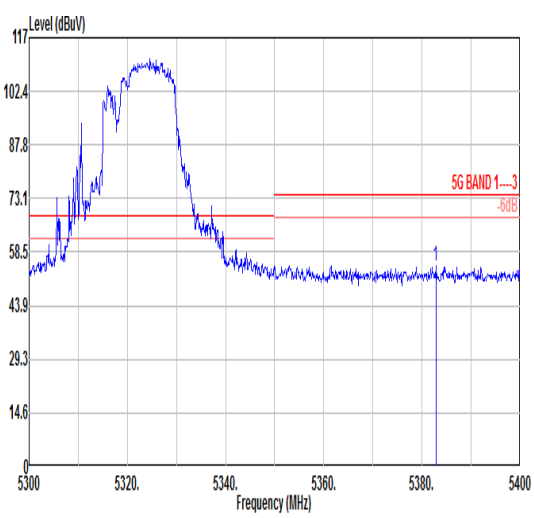
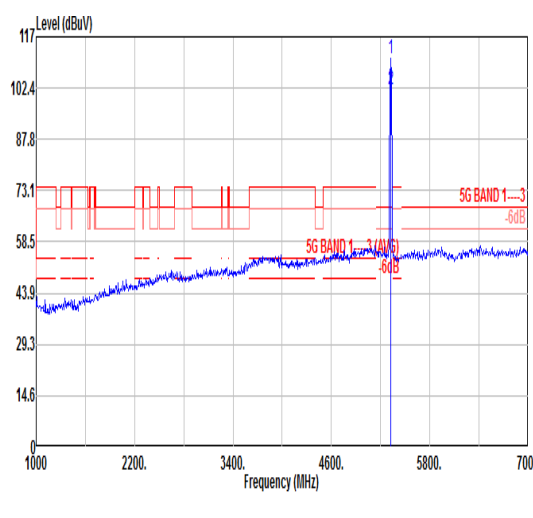
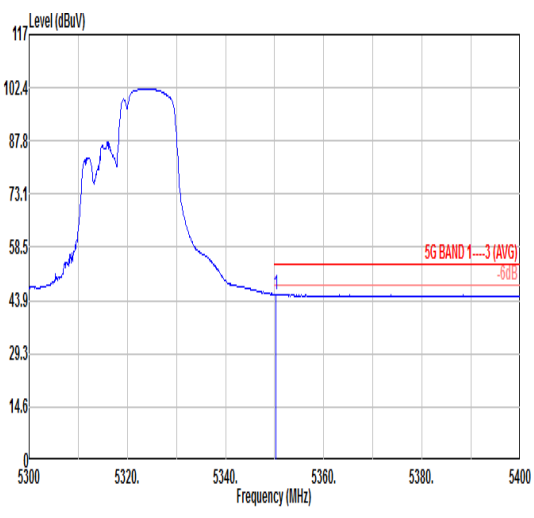


Mode	51																																																																																										
	Band Edge - L																																																																																										
	U-NII-1_5.15-5.25_802.11be EHT20_CH36_Small RU_5180MHz																																																																																										
ANT	CDD 1+2																																																																																										
Pol.	Horizontal	Fundamental																																																																																									
Peak	 <table border="1" data-bbox="268 1133 786 1256"> <thead> <tr> <th>Limit</th> <th>Read</th> <th>Ant</th> <th>Cable</th> <th>Preamp</th> <th>Aux</th> <th>APos</th> <th>TPos</th> <th>Remark</th> </tr> <tr> <th>Freq Level</th> <th>Line</th> <th>Margin</th> <th>Level</th> <th>Factor</th> <th>Loss</th> <th>Factor</th> <th>Factor</th> <th></th> </tr> <tr> <th>MHz</th> <th>dBuV/m</th> <th>dBuV/m</th> <th>dB</th> <th>dBuV</th> <th>dB/m</th> <th>dB</th> <th>dB</th> <th>cm</th> <th>deg</th> </tr> </thead> <tbody> <tr> <td>1 5109.60</td> <td>56.43</td> <td>74.00</td> <td>-17.57</td> <td>40.65</td> <td>34.49</td> <td>10.60</td> <td>29.31</td> <td>0.00</td> <td>100</td> <td>116 Peak</td> </tr> </tbody> </table>	Limit	Read	Ant	Cable	Preamp	Aux	APos	TPos	Remark	Freq Level	Line	Margin	Level	Factor	Loss	Factor	Factor		MHz	dBuV/m	dBuV/m	dB	dBuV	dB/m	dB	dB	cm	deg	1 5109.60	56.43	74.00	-17.57	40.65	34.49	10.60	29.31	0.00	100	116 Peak	 <table border="1" data-bbox="914 1111 1433 1256"> <thead> <tr> <th>Limit</th> <th>Read</th> <th>Ant</th> <th>Cable</th> <th>Preamp</th> <th>Aux</th> <th>APos</th> <th>TPos</th> <th>Remark</th> </tr> <tr> <th>Freq Level</th> <th>Line</th> <th>Margin</th> <th>Level</th> <th>Factor</th> <th>Loss</th> <th>Factor</th> <th>Factor</th> <th></th> </tr> <tr> <th>MHz</th> <th>dBuV/m</th> <th>dBuV/m</th> <th>dB</th> <th>dBuV</th> <th>dB/m</th> <th>dB</th> <th>dB</th> <th>cm</th> <th>deg</th> </tr> </thead> <tbody> <tr> <td>1 5182.00</td> <td>105.60</td> <td>-----</td> <td>-----</td> <td>90.02</td> <td>34.42</td> <td>10.63</td> <td>29.38</td> <td>0.00</td> <td>100</td> <td>116 Peak</td> </tr> <tr> <td>2 5182.00</td> <td>98.93</td> <td>-----</td> <td>-----</td> <td>83.26</td> <td>34.42</td> <td>10.63</td> <td>29.38</td> <td>0.00</td> <td>100</td> <td>116 Average</td> </tr> </tbody> </table>	Limit	Read	Ant	Cable	Preamp	Aux	APos	TPos	Remark	Freq Level	Line	Margin	Level	Factor	Loss	Factor	Factor		MHz	dBuV/m	dBuV/m	dB	dBuV	dB/m	dB	dB	cm	deg	1 5182.00	105.60	-----	-----	90.02	34.42	10.63	29.38	0.00	100	116 Peak	2 5182.00	98.93	-----	-----	83.26	34.42	10.63	29.38	0.00	100	116 Average
Limit	Read	Ant	Cable	Preamp	Aux	APos	TPos	Remark																																																																																			
Freq Level	Line	Margin	Level	Factor	Loss	Factor	Factor																																																																																				
MHz	dBuV/m	dBuV/m	dB	dBuV	dB/m	dB	dB	cm	deg																																																																																		
1 5109.60	56.43	74.00	-17.57	40.65	34.49	10.60	29.31	0.00	100	116 Peak																																																																																	
Limit	Read	Ant	Cable	Preamp	Aux	APos	TPos	Remark																																																																																			
Freq Level	Line	Margin	Level	Factor	Loss	Factor	Factor																																																																																				
MHz	dBuV/m	dBuV/m	dB	dBuV	dB/m	dB	dB	cm	deg																																																																																		
1 5182.00	105.60	-----	-----	90.02	34.42	10.63	29.38	0.00	100	116 Peak																																																																																	
2 5182.00	98.93	-----	-----	83.26	34.42	10.63	29.38	0.00	100	116 Average																																																																																	
Avg	 <table border="1" data-bbox="268 1805 786 1928"> <thead> <tr> <th>Limit</th> <th>Read</th> <th>Ant</th> <th>Cable</th> <th>Preamp</th> <th>Aux</th> <th>APos</th> <th>TPos</th> <th>Remark</th> </tr> <tr> <th>Freq Level</th> <th>Line</th> <th>Margin</th> <th>Level</th> <th>Factor</th> <th>Loss</th> <th>Factor</th> <th>Factor</th> <th></th> </tr> <tr> <th>MHz</th> <th>dBuV/m</th> <th>dBuV/m</th> <th>dB</th> <th>dBuV</th> <th>dB/m</th> <th>dB</th> <th>dB</th> <th>cm</th> <th>deg</th> </tr> </thead> <tbody> <tr> <td>1 5100.00</td> <td>46.97</td> <td>54.00</td> <td>-7.03</td> <td>31.17</td> <td>34.50</td> <td>10.60</td> <td>29.30</td> <td>0.00</td> <td>100</td> <td>116 Average</td> </tr> </tbody> </table>	Limit	Read	Ant	Cable	Preamp	Aux	APos	TPos	Remark	Freq Level	Line	Margin	Level	Factor	Loss	Factor	Factor		MHz	dBuV/m	dBuV/m	dB	dBuV	dB/m	dB	dB	cm	deg	1 5100.00	46.97	54.00	-7.03	31.17	34.50	10.60	29.30	0.00	100	116 Average	Blank																																																		
Limit	Read	Ant	Cable	Preamp	Aux	APos	TPos	Remark																																																																																			
Freq Level	Line	Margin	Level	Factor	Loss	Factor	Factor																																																																																				
MHz	dBuV/m	dBuV/m	dB	dBuV	dB/m	dB	dB	cm	deg																																																																																		
1 5100.00	46.97	54.00	-7.03	31.17	34.50	10.60	29.30	0.00	100	116 Average																																																																																	

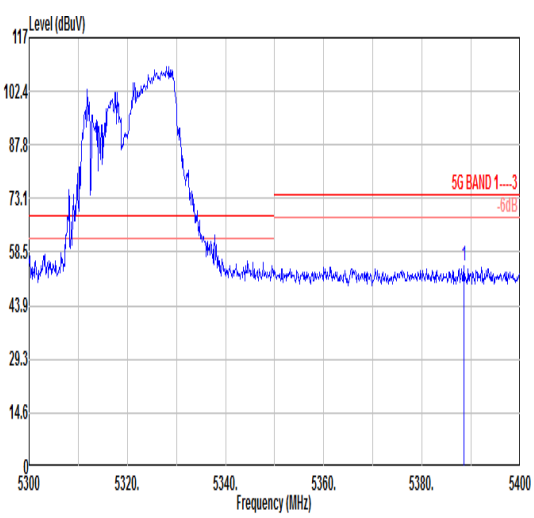
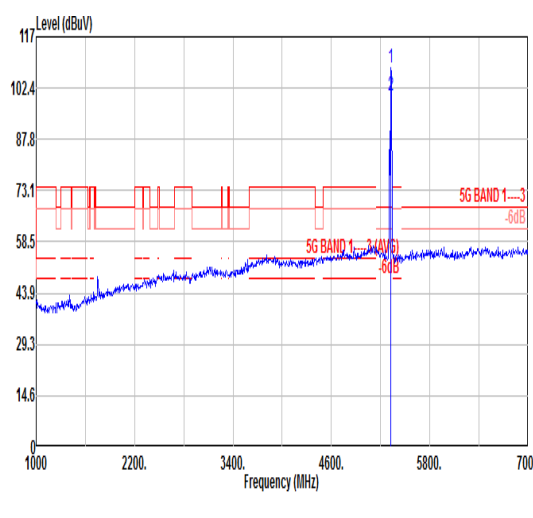
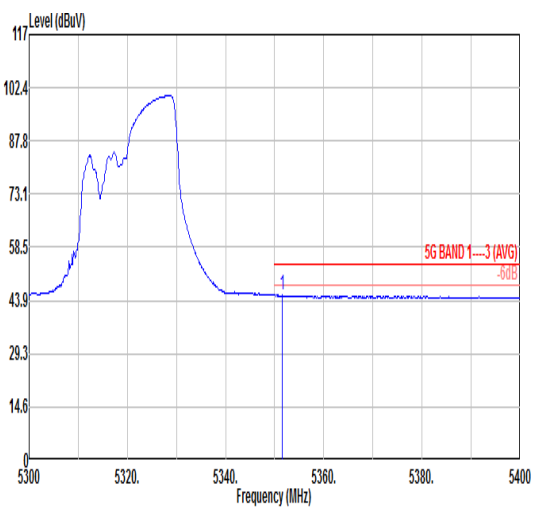


Mode	51																																																																																							
	Band Edge																																																																																							
	U-NII-1_5.15-5.25_802.11be EHT20_CH36_Small RU_5180MHz																																																																																							
ANT	CDD 1+2																																																																																							
Pol.	Vertical	Fundamental																																																																																						
Peak	 <table border="1"> <thead> <tr> <th>Limit</th> <th>Read</th> <th>Ant</th> <th>Cable</th> <th>Preamp</th> <th>Aux</th> <th>APos</th> <th>TPos</th> <th>Remark</th> </tr> <tr> <th>Freq Level</th> <th>Line</th> <th>Margin</th> <th>Level</th> <th>Factor</th> <th>Loss</th> <th>Factor</th> <th>Factor</th> <th></th> </tr> <tr> <th>MHz</th> <th>dBuV/m</th> <th>dBuV/m</th> <th>dB</th> <th>dBuV</th> <th>dB/m</th> <th>dB</th> <th>dB</th> <th>cm</th> <th>deg</th> </tr> </thead> <tbody> <tr> <td>1 5109.92</td> <td>57.02</td> <td>74.00</td> <td>-16.98</td> <td>41.23</td> <td>34.49</td> <td>10.61</td> <td>29.31</td> <td>0.00</td> <td>317 48 Peak</td> </tr> </tbody> </table>	Limit	Read	Ant	Cable	Preamp	Aux	APos	TPos	Remark	Freq Level	Line	Margin	Level	Factor	Loss	Factor	Factor		MHz	dBuV/m	dBuV/m	dB	dBuV	dB/m	dB	dB	cm	deg	1 5109.92	57.02	74.00	-16.98	41.23	34.49	10.61	29.31	0.00	317 48 Peak	 <table border="1"> <thead> <tr> <th>Limit</th> <th>Read</th> <th>Ant</th> <th>Cable</th> <th>Preamp</th> <th>Aux</th> <th>APos</th> <th>TPos</th> <th>Remark</th> </tr> <tr> <th>Freq Level</th> <th>Line</th> <th>Margin</th> <th>Level</th> <th>Factor</th> <th>Loss</th> <th>Factor</th> <th>Factor</th> <th></th> </tr> <tr> <th>MHz</th> <th>dBuV/m</th> <th>dBuV/m</th> <th>dB</th> <th>dBuV</th> <th>dB/m</th> <th>dB</th> <th>dB</th> <th>cm</th> <th>deg</th> </tr> </thead> <tbody> <tr> <td>1 5170.00</td> <td>106.25</td> <td>-----</td> <td>-----</td> <td>90.55</td> <td>34.43</td> <td>10.63</td> <td>29.36</td> <td>0.00</td> <td>317 48 Peak</td> </tr> <tr> <td>2 5170.00</td> <td>99.18</td> <td>-----</td> <td>-----</td> <td>83.48</td> <td>34.43</td> <td>10.63</td> <td>29.36</td> <td>0.00</td> <td>317 48 Average</td> </tr> </tbody> </table>	Limit	Read	Ant	Cable	Preamp	Aux	APos	TPos	Remark	Freq Level	Line	Margin	Level	Factor	Loss	Factor	Factor		MHz	dBuV/m	dBuV/m	dB	dBuV	dB/m	dB	dB	cm	deg	1 5170.00	106.25	-----	-----	90.55	34.43	10.63	29.36	0.00	317 48 Peak	2 5170.00	99.18	-----	-----	83.48	34.43	10.63	29.36	0.00	317 48 Average
	Limit	Read	Ant	Cable	Preamp	Aux	APos	TPos	Remark																																																																															
Freq Level	Line	Margin	Level	Factor	Loss	Factor	Factor																																																																																	
MHz	dBuV/m	dBuV/m	dB	dBuV	dB/m	dB	dB	cm	deg																																																																															
1 5109.92	57.02	74.00	-16.98	41.23	34.49	10.61	29.31	0.00	317 48 Peak																																																																															
Limit	Read	Ant	Cable	Preamp	Aux	APos	TPos	Remark																																																																																
Freq Level	Line	Margin	Level	Factor	Loss	Factor	Factor																																																																																	
MHz	dBuV/m	dBuV/m	dB	dBuV	dB/m	dB	dB	cm	deg																																																																															
1 5170.00	106.25	-----	-----	90.55	34.43	10.63	29.36	0.00	317 48 Peak																																																																															
2 5170.00	99.18	-----	-----	83.48	34.43	10.63	29.36	0.00	317 48 Average																																																																															
Avg	 <table border="1"> <thead> <tr> <th>Limit</th> <th>Read</th> <th>Ant</th> <th>Cable</th> <th>Preamp</th> <th>Aux</th> <th>APos</th> <th>TPos</th> <th>Remark</th> </tr> <tr> <th>Freq Level</th> <th>Line</th> <th>Margin</th> <th>Level</th> <th>Factor</th> <th>Loss</th> <th>Factor</th> <th>Factor</th> <th></th> </tr> <tr> <th>MHz</th> <th>dBuV/m</th> <th>dBuV/m</th> <th>dB</th> <th>dBuV</th> <th>dB/m</th> <th>dB</th> <th>dB</th> <th>cm</th> <th>deg</th> </tr> </thead> <tbody> <tr> <td>1 5104.96</td> <td>46.92</td> <td>54.00</td> <td>-7.08</td> <td>31.14</td> <td>34.49</td> <td>10.60</td> <td>29.31</td> <td>0.00</td> <td>317 48 Average</td> </tr> </tbody> </table>	Limit	Read	Ant	Cable	Preamp	Aux	APos	TPos	Remark	Freq Level	Line	Margin	Level	Factor	Loss	Factor	Factor		MHz	dBuV/m	dBuV/m	dB	dBuV	dB/m	dB	dB	cm	deg	1 5104.96	46.92	54.00	-7.08	31.14	34.49	10.60	29.31	0.00	317 48 Average																																																	
Limit	Read	Ant	Cable	Preamp	Aux	APos	TPos	Remark																																																																																
Freq Level	Line	Margin	Level	Factor	Loss	Factor	Factor																																																																																	
MHz	dBuV/m	dBuV/m	dB	dBuV	dB/m	dB	dB	cm	deg																																																																															
1 5104.96	46.92	54.00	-7.08	31.14	34.49	10.60	29.31	0.00	317 48 Average																																																																															



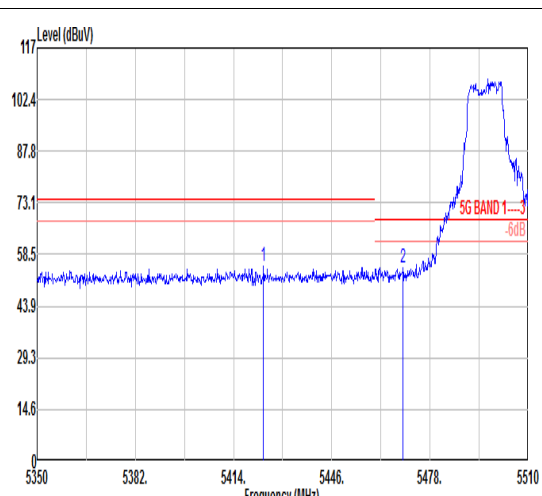
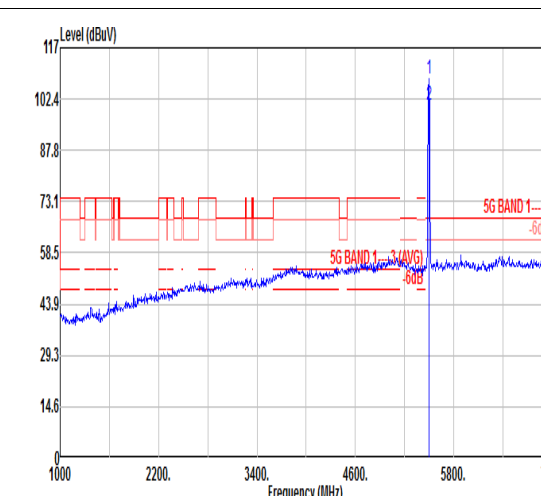
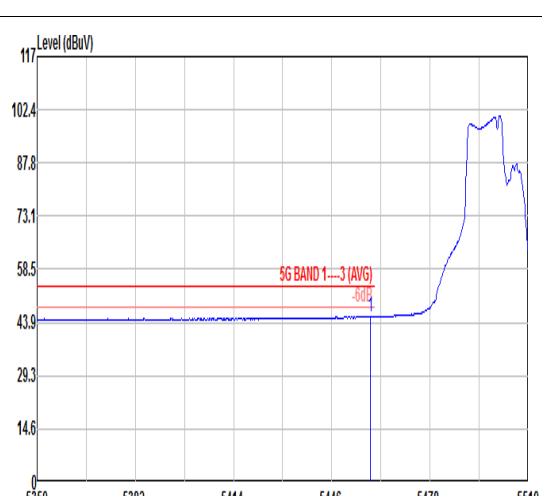
	<b>52</b>																																																																																													
<b>Mode</b>	<b>Band Edge</b>																																																																																													
	<b>U-NII-1_5.25-5.35_802.11be EHT20_CH64_Small RU_5320MHz</b>																																																																																													
<b>ANT</b>	<b>CDD 1+2</b>																																																																																													
<b>Pol.</b>	<b>Horizontal</b>	<b>Fundamental</b>																																																																																												
<b>Peak</b>	 <p>Level (dBuV) vs Frequency (MHz) plot for Horizontal polarization. The plot shows a signal peak around 5320 MHz. A red line indicates the 5G BAND 1-3 limit at -60dB. The y-axis ranges from 0 to 117 dBuV, and the x-axis ranges from 5300 to 5400 MHz.</p> <table border="1"> <thead> <tr> <th>Limit</th> <th>Read</th> <th>Ant</th> <th>Cable</th> <th>Preamp</th> <th>Aux</th> <th>APos</th> <th>TPos</th> <th>Remark</th> </tr> <tr> <th>Freq Level</th> <th>Line</th> <th>Margin</th> <th>Level</th> <th>Factor</th> <th>Loss</th> <th>Factor</th> <th>Factor</th> <th></th> </tr> <tr> <th>MHz</th> <th>dBuV/m</th> <th>dBuV/m</th> <th>dB</th> <th>dBuV</th> <th>dB/m</th> <th>dB</th> <th>dB</th> <th>cm</th> <th>deg</th> </tr> </thead> <tbody> <tr> <td>1 5382.80</td> <td>54.83</td> <td>74.00</td> <td>-19.17</td> <td>39.11</td> <td>34.40</td> <td>10.87</td> <td>29.55</td> <td>0.00</td> <td>100</td> <td>119</td> <td>Peak</td> </tr> </tbody> </table>	Limit	Read	Ant	Cable	Preamp	Aux	APos	TPos	Remark	Freq Level	Line	Margin	Level	Factor	Loss	Factor	Factor		MHz	dBuV/m	dBuV/m	dB	dBuV	dB/m	dB	dB	cm	deg	1 5382.80	54.83	74.00	-19.17	39.11	34.40	10.87	29.55	0.00	100	119	Peak	 <p>Level (dBuV) vs Frequency (MHz) plot for Fundamental polarization. The plot shows a signal peak around 5320 MHz. A red line indicates the 5G BAND 1-3 limit at -60dB. The y-axis ranges from 0 to 117 dBuV, and the x-axis ranges from 1000 to 7000 MHz.</p> <table border="1"> <thead> <tr> <th>Limit</th> <th>Read</th> <th>Ant</th> <th>Cable</th> <th>Preamp</th> <th>Aux</th> <th>APos</th> <th>TPos</th> <th>Remark</th> </tr> <tr> <th>Freq Level</th> <th>Line</th> <th>Margin</th> <th>Level</th> <th>Factor</th> <th>Loss</th> <th>Factor</th> <th>Factor</th> <th></th> </tr> <tr> <th>MHz</th> <th>dBuV/m</th> <th>dBuV/m</th> <th>dB</th> <th>dBuV</th> <th>dB/m</th> <th>dB</th> <th>dB</th> <th>cm</th> <th>deg</th> </tr> </thead> <tbody> <tr> <td>1 5326.00</td> <td>110.96</td> <td>-----</td> <td>-----</td> <td>95.26</td> <td>34.40</td> <td>10.80</td> <td>29.50</td> <td>0.00</td> <td>100</td> <td>119</td> <td>Peak</td> </tr> <tr> <td>2 5326.00</td> <td>102.09</td> <td>-----</td> <td>-----</td> <td>86.39</td> <td>34.40</td> <td>10.80</td> <td>29.50</td> <td>0.00</td> <td>100</td> <td>119</td> <td>Average</td> </tr> </tbody> </table>	Limit	Read	Ant	Cable	Preamp	Aux	APos	TPos	Remark	Freq Level	Line	Margin	Level	Factor	Loss	Factor	Factor		MHz	dBuV/m	dBuV/m	dB	dBuV	dB/m	dB	dB	cm	deg	1 5326.00	110.96	-----	-----	95.26	34.40	10.80	29.50	0.00	100	119	Peak	2 5326.00	102.09	-----	-----	86.39	34.40	10.80	29.50	0.00	100	119	Average
Limit	Read	Ant	Cable	Preamp	Aux	APos	TPos	Remark																																																																																						
Freq Level	Line	Margin	Level	Factor	Loss	Factor	Factor																																																																																							
MHz	dBuV/m	dBuV/m	dB	dBuV	dB/m	dB	dB	cm	deg																																																																																					
1 5382.80	54.83	74.00	-19.17	39.11	34.40	10.87	29.55	0.00	100	119	Peak																																																																																			
Limit	Read	Ant	Cable	Preamp	Aux	APos	TPos	Remark																																																																																						
Freq Level	Line	Margin	Level	Factor	Loss	Factor	Factor																																																																																							
MHz	dBuV/m	dBuV/m	dB	dBuV	dB/m	dB	dB	cm	deg																																																																																					
1 5326.00	110.96	-----	-----	95.26	34.40	10.80	29.50	0.00	100	119	Peak																																																																																			
2 5326.00	102.09	-----	-----	86.39	34.40	10.80	29.50	0.00	100	119	Average																																																																																			
<b>Avg</b>	 <p>Level (dBuV) vs Frequency (MHz) plot for Horizontal polarization, Average. The plot shows a signal peak around 5320 MHz. A red line indicates the 5G BAND 1-3 (AVG) limit at -60dB. The y-axis ranges from 0 to 117 dBuV, and the x-axis ranges from 5300 to 5400 MHz.</p> <table border="1"> <thead> <tr> <th>Limit</th> <th>Read</th> <th>Ant</th> <th>Cable</th> <th>Preamp</th> <th>Aux</th> <th>APos</th> <th>TPos</th> <th>Remark</th> </tr> <tr> <th>Freq Level</th> <th>Line</th> <th>Margin</th> <th>Level</th> <th>Factor</th> <th>Loss</th> <th>Factor</th> <th>Factor</th> <th></th> </tr> <tr> <th>MHz</th> <th>dBuV/m</th> <th>dBuV/m</th> <th>dB</th> <th>dBuV</th> <th>dB/m</th> <th>dB</th> <th>dB</th> <th>cm</th> <th>deg</th> </tr> </thead> <tbody> <tr> <td>1 5350.20</td> <td>45.56</td> <td>54.00</td> <td>-8.44</td> <td>29.85</td> <td>34.40</td> <td>10.83</td> <td>29.52</td> <td>0.00</td> <td>100</td> <td>119</td> <td>Average</td> </tr> </tbody> </table>	Limit	Read	Ant	Cable	Preamp	Aux	APos	TPos	Remark	Freq Level	Line	Margin	Level	Factor	Loss	Factor	Factor		MHz	dBuV/m	dBuV/m	dB	dBuV	dB/m	dB	dB	cm	deg	1 5350.20	45.56	54.00	-8.44	29.85	34.40	10.83	29.52	0.00	100	119	Average	<b>Blank</b>																																																				
Limit	Read	Ant	Cable	Preamp	Aux	APos	TPos	Remark																																																																																						
Freq Level	Line	Margin	Level	Factor	Loss	Factor	Factor																																																																																							
MHz	dBuV/m	dBuV/m	dB	dBuV	dB/m	dB	dB	cm	deg																																																																																					
1 5350.20	45.56	54.00	-8.44	29.85	34.40	10.83	29.52	0.00	100	119	Average																																																																																			



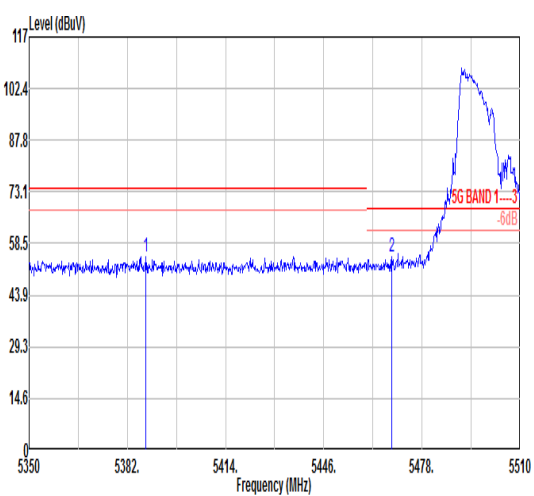
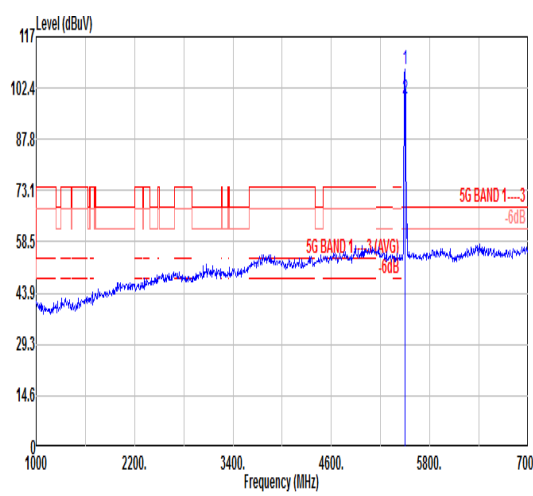
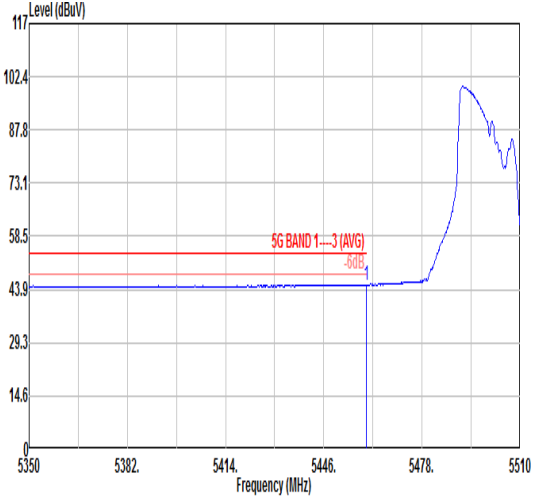
	<b>52</b>																																																																																							
<b>Mode</b>	<b>Band Edge</b>																																																																																							
	<b>U-NII-1_5.25-5.35_802.11be EHT20_CH64_Small RU_5320MHz</b>																																																																																							
<b>ANT</b>	<b>CDD 1+2</b>																																																																																							
<b>Pol.</b>	<b>Vertical</b>	<b>Fundamental</b>																																																																																						
<b>Peak</b>	 <p>Level (dBuV) vs Frequency (MHz) plot for Vertical polarization. The plot shows a signal between 5300 and 5400 MHz. A red line indicates the 5G BAND 1-3 limit at -60dB. A blue line shows the measured signal peaking at approximately 102.4 dBuV around 5320 MHz.</p> <table border="1"> <thead> <tr> <th>Limit</th> <th>Read</th> <th>Ant</th> <th>Cable</th> <th>Preamp</th> <th>Aux</th> <th>APos</th> <th>TPos</th> <th>Remark</th> </tr> <tr> <th>Freq Level</th> <th>Line</th> <th>Margin</th> <th>Level</th> <th>Factor</th> <th>Loss</th> <th>Factor</th> <th>Factor</th> <th></th> </tr> <tr> <th>MHz</th> <th>dBuV/m</th> <th>dBuV/m</th> <th>dB</th> <th>dBuV</th> <th>dB/m</th> <th>dB</th> <th>dB</th> <th>cm</th> <th>deg</th> </tr> </thead> <tbody> <tr> <td>1 5388.60</td> <td>54.85</td> <td>74.00</td> <td>-19.15</td> <td>39.14</td> <td>34.40</td> <td>10.87</td> <td>29.56</td> <td>0.00</td> <td>354 66 Peak</td> </tr> </tbody> </table>	Limit	Read	Ant	Cable	Preamp	Aux	APos	TPos	Remark	Freq Level	Line	Margin	Level	Factor	Loss	Factor	Factor		MHz	dBuV/m	dBuV/m	dB	dBuV	dB/m	dB	dB	cm	deg	1 5388.60	54.85	74.00	-19.15	39.14	34.40	10.87	29.56	0.00	354 66 Peak	 <p>Level (dBuV) vs Frequency (MHz) plot for Fundamental polarization. The plot shows a signal between 1000 and 7000 MHz. A red line indicates the 5G BAND 1-3 limit at -60dB. A blue line shows a sharp peak at approximately 5320 MHz reaching 102.4 dBuV.</p> <table border="1"> <thead> <tr> <th>Limit</th> <th>Read</th> <th>Ant</th> <th>Cable</th> <th>Preamp</th> <th>Aux</th> <th>APos</th> <th>TPos</th> <th>Remark</th> </tr> <tr> <th>Freq Level</th> <th>Line</th> <th>Margin</th> <th>Level</th> <th>Factor</th> <th>Loss</th> <th>Factor</th> <th>Factor</th> <th></th> </tr> <tr> <th>MHz</th> <th>dBuV/m</th> <th>dBuV/m</th> <th>dB</th> <th>dBuV</th> <th>dB/m</th> <th>dB</th> <th>dB</th> <th>cm</th> <th>deg</th> </tr> </thead> <tbody> <tr> <td>1 5326.00</td> <td>108.14</td> <td>-----</td> <td>-----</td> <td>92.44</td> <td>34.40</td> <td>10.80</td> <td>29.50</td> <td>0.00</td> <td>354 66 Peak</td> </tr> <tr> <td>2 5326.00</td> <td>100.16</td> <td>-----</td> <td>-----</td> <td>84.46</td> <td>34.40</td> <td>10.80</td> <td>29.50</td> <td>0.00</td> <td>354 66 Average</td> </tr> </tbody> </table>	Limit	Read	Ant	Cable	Preamp	Aux	APos	TPos	Remark	Freq Level	Line	Margin	Level	Factor	Loss	Factor	Factor		MHz	dBuV/m	dBuV/m	dB	dBuV	dB/m	dB	dB	cm	deg	1 5326.00	108.14	-----	-----	92.44	34.40	10.80	29.50	0.00	354 66 Peak	2 5326.00	100.16	-----	-----	84.46	34.40	10.80	29.50	0.00	354 66 Average
Limit	Read	Ant	Cable	Preamp	Aux	APos	TPos	Remark																																																																																
Freq Level	Line	Margin	Level	Factor	Loss	Factor	Factor																																																																																	
MHz	dBuV/m	dBuV/m	dB	dBuV	dB/m	dB	dB	cm	deg																																																																															
1 5388.60	54.85	74.00	-19.15	39.14	34.40	10.87	29.56	0.00	354 66 Peak																																																																															
Limit	Read	Ant	Cable	Preamp	Aux	APos	TPos	Remark																																																																																
Freq Level	Line	Margin	Level	Factor	Loss	Factor	Factor																																																																																	
MHz	dBuV/m	dBuV/m	dB	dBuV	dB/m	dB	dB	cm	deg																																																																															
1 5326.00	108.14	-----	-----	92.44	34.40	10.80	29.50	0.00	354 66 Peak																																																																															
2 5326.00	100.16	-----	-----	84.46	34.40	10.80	29.50	0.00	354 66 Average																																																																															
<b>Avg</b>	 <p>Level (dBuV) vs Frequency (MHz) plot for Vertical polarization showing the average signal. The plot shows a signal between 5300 and 5400 MHz. A red line indicates the 5G BAND 1-3 (AVG) limit at -60dB. A blue line shows the average signal peaking at approximately 102.4 dBuV around 5320 MHz.</p> <table border="1"> <thead> <tr> <th>Limit</th> <th>Read</th> <th>Ant</th> <th>Cable</th> <th>Preamp</th> <th>Aux</th> <th>APos</th> <th>TPos</th> <th>Remark</th> </tr> <tr> <th>Freq Level</th> <th>Line</th> <th>Margin</th> <th>Level</th> <th>Factor</th> <th>Loss</th> <th>Factor</th> <th>Factor</th> <th></th> </tr> <tr> <th>MHz</th> <th>dBuV/m</th> <th>dBuV/m</th> <th>dB</th> <th>dBuV</th> <th>dB/m</th> <th>dB</th> <th>dB</th> <th>cm</th> <th>deg</th> </tr> </thead> <tbody> <tr> <td>1 5351.60</td> <td>45.30</td> <td>54.00</td> <td>-8.70</td> <td>29.59</td> <td>34.40</td> <td>10.83</td> <td>29.52</td> <td>0.00</td> <td>354 66 Average</td> </tr> </tbody> </table>	Limit	Read	Ant	Cable	Preamp	Aux	APos	TPos	Remark	Freq Level	Line	Margin	Level	Factor	Loss	Factor	Factor		MHz	dBuV/m	dBuV/m	dB	dBuV	dB/m	dB	dB	cm	deg	1 5351.60	45.30	54.00	-8.70	29.59	34.40	10.83	29.52	0.00	354 66 Average	<b>Blank</b>																																																
Limit	Read	Ant	Cable	Preamp	Aux	APos	TPos	Remark																																																																																
Freq Level	Line	Margin	Level	Factor	Loss	Factor	Factor																																																																																	
MHz	dBuV/m	dBuV/m	dB	dBuV	dB/m	dB	dB	cm	deg																																																																															
1 5351.60	45.30	54.00	-8.70	29.59	34.40	10.83	29.52	0.00	354 66 Average																																																																															





	<b>53</b>																																																																																	
<b>Mode</b>	<b>Band Edge</b>																																																																																	
	<b>U-NII-2C_ 5.47-5.725_ 802.11be EHT20_CH100_Small RU_5500MHz</b>																																																																																	
<b>ANT</b>	<b>CDD 1+2</b>																																																																																	
<b>Pol.</b>	<b>Horizontal</b>	<b>Fundamental</b>																																																																																
<b>Peak</b>	 <p>Level (dBuV) vs Frequency (MHz) plot for Horizontal polarization. The plot shows a signal level rising from approximately 43.9 dBuV at 5350 MHz to a peak of about 102.4 dBuV at 5510 MHz. A red line indicates the 5G BAND 1-3 limit at 73.1 dBuV. Two vertical blue lines mark frequencies 5414 MHz and 5478 MHz.</p> <table border="1"> <thead> <tr> <th>Limit</th> <th>Read</th> <th>Ant</th> <th>Cable</th> <th>Preamp</th> <th>Aux</th> <th>APos</th> <th>TPos</th> </tr> <tr> <th>Freq Level</th> <th>Line</th> <th>Margin</th> <th>Level</th> <th>Factor</th> <th>Loss</th> <th>Factor</th> <th>Factor</th> </tr> <tr> <th>MHz</th> <th>dBuV/m</th> <th>dBuV/m</th> <th>dB</th> <th>dBuV</th> <th>dB/m</th> <th>dB</th> <th>dB</th> </tr> </thead> <tbody> <tr> <td>1</td> <td>5423.76</td> <td>55.13</td> <td>74.00</td> <td>-18.87</td> <td>39.38</td> <td>34.42</td> <td>10.92</td> </tr> <tr> <td>2</td> <td>5469.20</td> <td>54.75</td> <td>68.30</td> <td>-13.55</td> <td>38.93</td> <td>34.46</td> <td>10.99</td> </tr> </tbody> </table>	Limit	Read	Ant	Cable	Preamp	Aux	APos	TPos	Freq Level	Line	Margin	Level	Factor	Loss	Factor	Factor	MHz	dBuV/m	dBuV/m	dB	dBuV	dB/m	dB	dB	1	5423.76	55.13	74.00	-18.87	39.38	34.42	10.92	2	5469.20	54.75	68.30	-13.55	38.93	34.46	10.99	 <p>Level (dBuV) vs Frequency (MHz) plot for Fundamental polarization. The plot shows a signal level rising from approximately 43.9 dBuV at 1000 MHz to a peak of about 102.4 dBuV at 5500 MHz. A red line indicates the 5G BAND 1-3 limit at 73.1 dBuV. A vertical blue line marks the frequency 5500 MHz.</p> <table border="1"> <thead> <tr> <th>Limit</th> <th>Read</th> <th>Ant</th> <th>Cable</th> <th>Preamp</th> <th>Aux</th> <th>APos</th> <th>TPos</th> </tr> <tr> <th>Freq Level</th> <th>Line</th> <th>Margin</th> <th>Level</th> <th>Factor</th> <th>Loss</th> <th>Factor</th> <th>Factor</th> </tr> <tr> <th>MHz</th> <th>dBuV/m</th> <th>dBuV/m</th> <th>dB</th> <th>dBuV</th> <th>dB/m</th> <th>dB</th> <th>dB</th> </tr> </thead> <tbody> <tr> <td>1</td> <td>5500.00</td> <td>107.97</td> <td>-----</td> <td>92.10</td> <td>34.50</td> <td>11.03</td> <td>29.66</td> </tr> <tr> <td>2</td> <td>5500.00</td> <td>100.75</td> <td>-----</td> <td>84.88</td> <td>34.50</td> <td>11.03</td> <td>29.66</td> </tr> </tbody> </table>	Limit	Read	Ant	Cable	Preamp	Aux	APos	TPos	Freq Level	Line	Margin	Level	Factor	Loss	Factor	Factor	MHz	dBuV/m	dBuV/m	dB	dBuV	dB/m	dB	dB	1	5500.00	107.97	-----	92.10	34.50	11.03	29.66	2	5500.00	100.75	-----	84.88	34.50	11.03	29.66
Limit	Read	Ant	Cable	Preamp	Aux	APos	TPos																																																																											
Freq Level	Line	Margin	Level	Factor	Loss	Factor	Factor																																																																											
MHz	dBuV/m	dBuV/m	dB	dBuV	dB/m	dB	dB																																																																											
1	5423.76	55.13	74.00	-18.87	39.38	34.42	10.92																																																																											
2	5469.20	54.75	68.30	-13.55	38.93	34.46	10.99																																																																											
Limit	Read	Ant	Cable	Preamp	Aux	APos	TPos																																																																											
Freq Level	Line	Margin	Level	Factor	Loss	Factor	Factor																																																																											
MHz	dBuV/m	dBuV/m	dB	dBuV	dB/m	dB	dB																																																																											
1	5500.00	107.97	-----	92.10	34.50	11.03	29.66																																																																											
2	5500.00	100.75	-----	84.88	34.50	11.03	29.66																																																																											
<b>Avg</b>	 <p>Level (dBuV) vs Frequency (MHz) plot for Average Horizontal polarization. The plot shows a signal level rising from approximately 43.9 dBuV at 5350 MHz to a peak of about 102.4 dBuV at 5510 MHz. A red line indicates the 5G BAND 1-3 (AVG) limit at 58.5 dBuV. A vertical blue line marks the frequency 5478 MHz.</p> <table border="1"> <thead> <tr> <th>Limit</th> <th>Read</th> <th>Ant</th> <th>Cable</th> <th>Preamp</th> <th>Aux</th> <th>APos</th> <th>TPos</th> </tr> <tr> <th>Freq Level</th> <th>Line</th> <th>Margin</th> <th>Level</th> <th>Factor</th> <th>Loss</th> <th>Factor</th> <th>Factor</th> </tr> <tr> <th>MHz</th> <th>dBuV/m</th> <th>dBuV/m</th> <th>dB</th> <th>dBuV</th> <th>dB/m</th> <th>dB</th> <th>dB</th> </tr> </thead> <tbody> <tr> <td>1</td> <td>5458.64</td> <td>45.54</td> <td>54.00</td> <td>-8.46</td> <td>29.74</td> <td>34.45</td> <td>10.97</td> </tr> </tbody> </table>	Limit	Read	Ant	Cable	Preamp	Aux	APos	TPos	Freq Level	Line	Margin	Level	Factor	Loss	Factor	Factor	MHz	dBuV/m	dBuV/m	dB	dBuV	dB/m	dB	dB	1	5458.64	45.54	54.00	-8.46	29.74	34.45	10.97	<b>Blank</b>																																																
Limit	Read	Ant	Cable	Preamp	Aux	APos	TPos																																																																											
Freq Level	Line	Margin	Level	Factor	Loss	Factor	Factor																																																																											
MHz	dBuV/m	dBuV/m	dB	dBuV	dB/m	dB	dB																																																																											
1	5458.64	45.54	54.00	-8.46	29.74	34.45	10.97																																																																											



	<b>53</b>																																																																																																															
<b>Mode</b>	<b>Band Edge</b>																																																																																																															
	<b>U-NII-2C_ 5.47-5.725_ 802.11be EHT20_CH100_Small RU_5500MHz</b>																																																																																																															
<b>ANT</b>	<b>CDD 1+2</b>																																																																																																															
<b>Pol.</b>	<b>Vertical</b>	<b>Fundamental</b>																																																																																																														
<b>Peak</b>	 <table border="1" data-bbox="263 1153 774 1310"> <thead> <tr> <th></th> <th>Limit</th> <th>Read</th> <th>Ant</th> <th>Cable</th> <th>Preamp</th> <th>Aux</th> <th>APos</th> <th>TPos</th> <th>Remark</th> </tr> <tr> <th>Freq</th> <th>Level</th> <th>Line</th> <th>Margin</th> <th>Level</th> <th>Factor</th> <th>Loss</th> <th>Factor</th> <th>Factor</th> <th></th> </tr> <tr> <th></th> <th>MHz</th> <th>dBuV/m</th> <th>dBuV/m</th> <th>dB</th> <th>dBuV</th> <th>dB/m</th> <th>dB</th> <th>dB</th> <th>cm</th> <th>deg</th> </tr> </thead> <tbody> <tr> <td>1</td> <td>5308.08</td> <td>54.63</td> <td>74.00</td> <td>-19.37</td> <td>38.92</td> <td>34.40</td> <td>10.87</td> <td>29.56</td> <td>0.00</td> <td>300</td> <td>49 Peak</td> </tr> <tr> <td>2</td> <td>5468.24</td> <td>54.80</td> <td>68.30</td> <td>-13.50</td> <td>38.98</td> <td>34.46</td> <td>10.99</td> <td>29.63</td> <td>0.00</td> <td>300</td> <td>49 Peak</td> </tr> </tbody> </table>		Limit	Read	Ant	Cable	Preamp	Aux	APos	TPos	Remark	Freq	Level	Line	Margin	Level	Factor	Loss	Factor	Factor			MHz	dBuV/m	dBuV/m	dB	dBuV	dB/m	dB	dB	cm	deg	1	5308.08	54.63	74.00	-19.37	38.92	34.40	10.87	29.56	0.00	300	49 Peak	2	5468.24	54.80	68.30	-13.50	38.98	34.46	10.99	29.63	0.00	300	49 Peak	 <table border="1" data-bbox="901 1153 1412 1310"> <thead> <tr> <th></th> <th>Limit</th> <th>Read</th> <th>Ant</th> <th>Cable</th> <th>Preamp</th> <th>Aux</th> <th>APos</th> <th>TPos</th> <th>Remark</th> </tr> <tr> <th>Freq</th> <th>Level</th> <th>Line</th> <th>Margin</th> <th>Level</th> <th>Factor</th> <th>Loss</th> <th>Factor</th> <th>Factor</th> <th></th> </tr> <tr> <th></th> <th>MHz</th> <th>dBuV/m</th> <th>dBuV/m</th> <th>dB</th> <th>dBuV</th> <th>dB/m</th> <th>dB</th> <th>dB</th> <th>cm</th> <th>deg</th> </tr> </thead> <tbody> <tr> <td>1</td> <td>5494.00</td> <td>107.53</td> <td>-----</td> <td>-----</td> <td>91.67</td> <td>34.49</td> <td>11.02</td> <td>29.65</td> <td>0.00</td> <td>300</td> <td>49 Peak</td> </tr> <tr> <td>2</td> <td>5494.00</td> <td>99.52</td> <td>-----</td> <td>-----</td> <td>83.66</td> <td>34.49</td> <td>11.02</td> <td>29.65</td> <td>0.00</td> <td>300</td> <td>49 Average</td> </tr> </tbody> </table>		Limit	Read	Ant	Cable	Preamp	Aux	APos	TPos	Remark	Freq	Level	Line	Margin	Level	Factor	Loss	Factor	Factor			MHz	dBuV/m	dBuV/m	dB	dBuV	dB/m	dB	dB	cm	deg	1	5494.00	107.53	-----	-----	91.67	34.49	11.02	29.65	0.00	300	49 Peak	2	5494.00	99.52	-----	-----	83.66	34.49	11.02	29.65	0.00	300	49 Average
	Limit	Read	Ant	Cable	Preamp	Aux	APos	TPos	Remark																																																																																																							
Freq	Level	Line	Margin	Level	Factor	Loss	Factor	Factor																																																																																																								
	MHz	dBuV/m	dBuV/m	dB	dBuV	dB/m	dB	dB	cm	deg																																																																																																						
1	5308.08	54.63	74.00	-19.37	38.92	34.40	10.87	29.56	0.00	300	49 Peak																																																																																																					
2	5468.24	54.80	68.30	-13.50	38.98	34.46	10.99	29.63	0.00	300	49 Peak																																																																																																					
	Limit	Read	Ant	Cable	Preamp	Aux	APos	TPos	Remark																																																																																																							
Freq	Level	Line	Margin	Level	Factor	Loss	Factor	Factor																																																																																																								
	MHz	dBuV/m	dBuV/m	dB	dBuV	dB/m	dB	dB	cm	deg																																																																																																						
1	5494.00	107.53	-----	-----	91.67	34.49	11.02	29.65	0.00	300	49 Peak																																																																																																					
2	5494.00	99.52	-----	-----	83.66	34.49	11.02	29.65	0.00	300	49 Average																																																																																																					
<b>Avg</b>	 <table border="1" data-bbox="263 1848 774 1982"> <thead> <tr> <th></th> <th>Limit</th> <th>Read</th> <th>Ant</th> <th>Cable</th> <th>Preamp</th> <th>Aux</th> <th>APos</th> <th>TPos</th> <th>Remark</th> </tr> <tr> <th>Freq</th> <th>Level</th> <th>Line</th> <th>Margin</th> <th>Level</th> <th>Factor</th> <th>Loss</th> <th>Factor</th> <th>Factor</th> <th></th> </tr> <tr> <th></th> <th>MHz</th> <th>dBuV/m</th> <th>dBuV/m</th> <th>dB</th> <th>dBuV</th> <th>dB/m</th> <th>dB</th> <th>dB</th> <th>cm</th> <th>deg</th> </tr> </thead> <tbody> <tr> <td>1</td> <td>5459.76</td> <td>45.25</td> <td>54.00</td> <td>-8.75</td> <td>29.44</td> <td>34.46</td> <td>10.97</td> <td>29.62</td> <td>0.00</td> <td>300</td> <td>49 Average</td> </tr> </tbody> </table>		Limit	Read	Ant	Cable	Preamp	Aux	APos	TPos	Remark	Freq	Level	Line	Margin	Level	Factor	Loss	Factor	Factor			MHz	dBuV/m	dBuV/m	dB	dBuV	dB/m	dB	dB	cm	deg	1	5459.76	45.25	54.00	-8.75	29.44	34.46	10.97	29.62	0.00	300	49 Average	<b>Blank</b>																																																																			
	Limit	Read	Ant	Cable	Preamp	Aux	APos	TPos	Remark																																																																																																							
Freq	Level	Line	Margin	Level	Factor	Loss	Factor	Factor																																																																																																								
	MHz	dBuV/m	dBuV/m	dB	dBuV	dB/m	dB	dB	cm	deg																																																																																																						
1	5459.76	45.25	54.00	-8.75	29.44	34.46	10.97	29.62	0.00	300	49 Average																																																																																																					

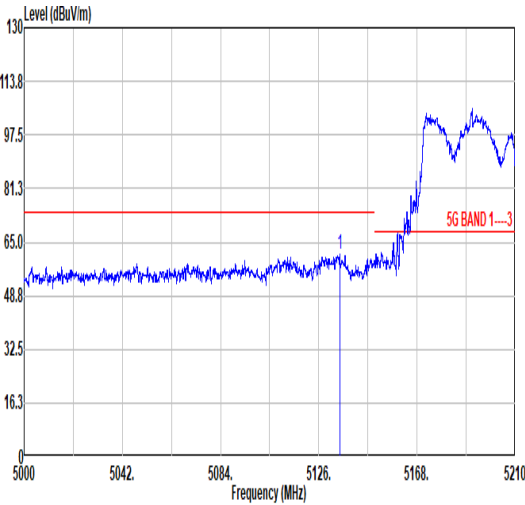
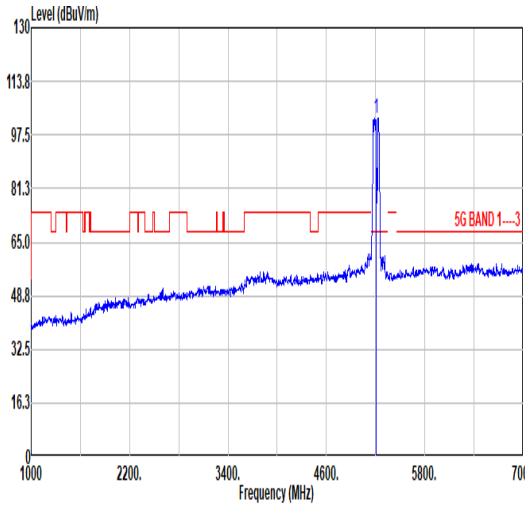
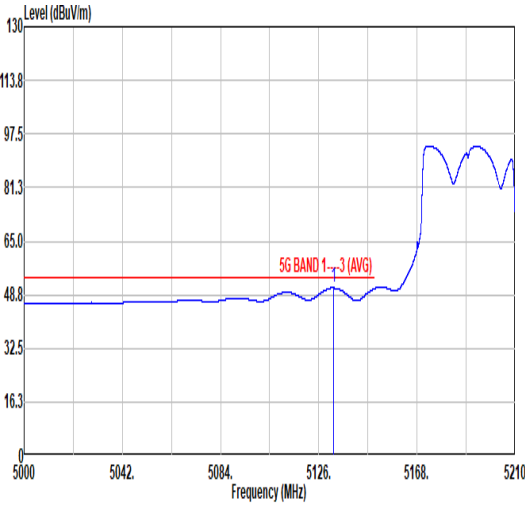
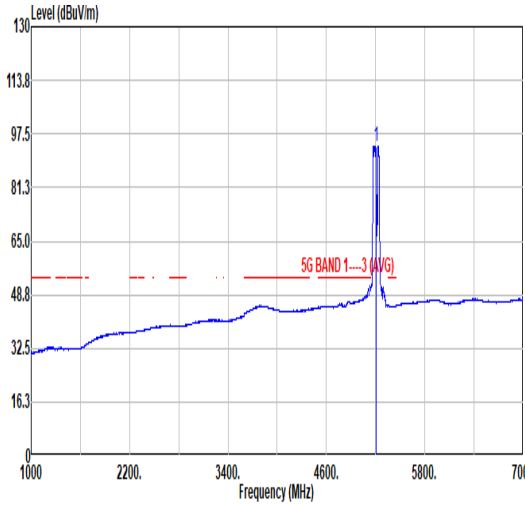


Mode	54																																																																																									
	Band Edge																																																																																									
	U-NII-2C_ 5.47-5.725_802.11be EHT20_CH140_Small RU_5700MHz																																																																																									
ANT	CDD 1+2																																																																																									
Pol.	Horizontal	Fundamental																																																																																								
Peak																																																																																										
	<table border="1"> <thead> <tr> <th>Limit</th> <th>Read</th> <th>Ant</th> <th>Cable</th> <th>Preamp</th> <th>Aux</th> <th>APos</th> <th>TPos</th> <th>Remark</th> </tr> <tr> <th>Freq Level</th> <th>Line</th> <th>Margin</th> <th>Level</th> <th>Factor</th> <th>Loss</th> <th>Factor</th> <th>Factor</th> <th></th> </tr> <tr> <th>MHz</th> <th>dBuV/m</th> <th>dBuV/m</th> <th>dB</th> <th>dBuV</th> <th>dB/m</th> <th>dB</th> <th>dB</th> <th>cm</th> <th>deg</th> </tr> </thead> <tbody> <tr> <td>1 5725.56</td> <td>55.76</td> <td>68.30</td> <td>-12.54</td> <td>39.84</td> <td>34.60</td> <td>11.32</td> <td>30.00</td> <td>0.00</td> <td>100</td> <td>116 Peak</td> </tr> </tbody> </table>	Limit	Read	Ant	Cable	Preamp	Aux	APos	TPos	Remark	Freq Level	Line	Margin	Level	Factor	Loss	Factor	Factor		MHz	dBuV/m	dBuV/m	dB	dBuV	dB/m	dB	dB	cm	deg	1 5725.56	55.76	68.30	-12.54	39.84	34.60	11.32	30.00	0.00	100	116 Peak	<table border="1"> <thead> <tr> <th>Limit</th> <th>Read</th> <th>Ant</th> <th>Cable</th> <th>Preamp</th> <th>Aux</th> <th>APos</th> <th>TPos</th> <th>Remark</th> </tr> <tr> <th>Freq Level</th> <th>Line</th> <th>Margin</th> <th>Level</th> <th>Factor</th> <th>Loss</th> <th>Factor</th> <th>Factor</th> <th></th> </tr> <tr> <th>MHz</th> <th>dBuV/m</th> <th>dBuV/m</th> <th>dB</th> <th>dBuV</th> <th>dB/m</th> <th>dB</th> <th>dB</th> <th>cm</th> <th>deg</th> </tr> </thead> <tbody> <tr> <td>1 5710.00</td> <td>111.42</td> <td>-----</td> <td>-----</td> <td>95.53</td> <td>34.55</td> <td>11.30</td> <td>29.96</td> <td>0.00</td> <td>100</td> <td>116 Peak</td> </tr> <tr> <td>2 5710.00</td> <td>101.27</td> <td>-----</td> <td>-----</td> <td>85.38</td> <td>34.55</td> <td>11.30</td> <td>29.96</td> <td>0.00</td> <td>100</td> <td>116 Average</td> </tr> </tbody> </table>	Limit	Read	Ant	Cable	Preamp	Aux	APos	TPos	Remark	Freq Level	Line	Margin	Level	Factor	Loss	Factor	Factor		MHz	dBuV/m	dBuV/m	dB	dBuV	dB/m	dB	dB	cm	deg	1 5710.00	111.42	-----	-----	95.53	34.55	11.30	29.96	0.00	100	116 Peak	2 5710.00	101.27	-----	-----	85.38	34.55	11.30	29.96	0.00	100
Limit	Read	Ant	Cable	Preamp	Aux	APos	TPos	Remark																																																																																		
Freq Level	Line	Margin	Level	Factor	Loss	Factor	Factor																																																																																			
MHz	dBuV/m	dBuV/m	dB	dBuV	dB/m	dB	dB	cm	deg																																																																																	
1 5725.56	55.76	68.30	-12.54	39.84	34.60	11.32	30.00	0.00	100	116 Peak																																																																																
Limit	Read	Ant	Cable	Preamp	Aux	APos	TPos	Remark																																																																																		
Freq Level	Line	Margin	Level	Factor	Loss	Factor	Factor																																																																																			
MHz	dBuV/m	dBuV/m	dB	dBuV	dB/m	dB	dB	cm	deg																																																																																	
1 5710.00	111.42	-----	-----	95.53	34.55	11.30	29.96	0.00	100	116 Peak																																																																																
2 5710.00	101.27	-----	-----	85.38	34.55	11.30	29.96	0.00	100	116 Average																																																																																

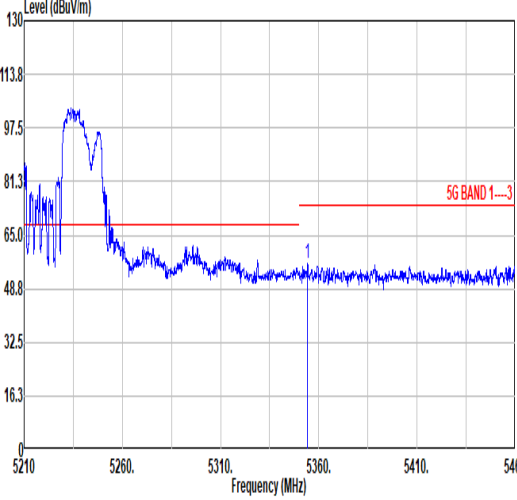
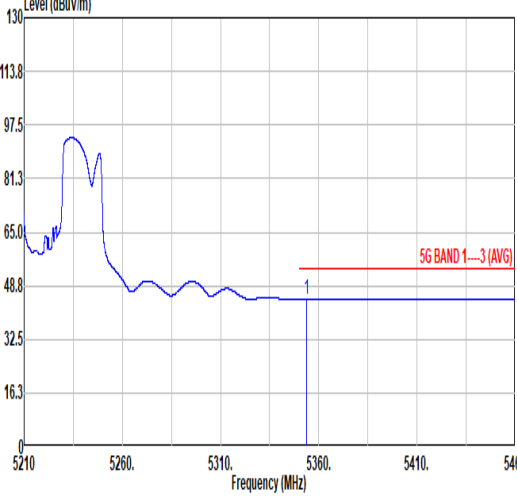


Mode	54																																																																																										
	Band Edge																																																																																										
	U-NII-2C_ 5.47-5.725_ 802.11be EHT20_ CH140_ Small RU_ 5700MHz																																																																																										
ANT	CDD 1+2																																																																																										
Pol.	Vertical	Fundamental																																																																																									
Peak	<table border="1"> <thead> <tr> <th>Limit</th> <th>Read</th> <th>Ant</th> <th>Cable</th> <th>Preamp</th> <th>Aux</th> <th>APos</th> <th>TPos</th> <th>Remark</th> </tr> <tr> <th>Freq Level</th> <th>Line</th> <th>Margin</th> <th>Level</th> <th>Factor</th> <th>Loss</th> <th>Factor</th> <th>Factor</th> <th></th> </tr> <tr> <th>MHz</th> <th>dBuV/m</th> <th>dBuV/m</th> <th>dB</th> <th>dBuV</th> <th>dB/m</th> <th>dB</th> <th>dB</th> <th>cm</th> <th>deg</th> </tr> </thead> <tbody> <tr> <td>1 5753.48</td> <td>55.50</td> <td>68.30</td> <td>-12.80</td> <td>39.54</td> <td>34.68</td> <td>11.35</td> <td>30.07</td> <td>0.00</td> <td>293</td> <td>68 Peak</td> </tr> </tbody> </table>	Limit	Read	Ant	Cable	Preamp	Aux	APos	TPos	Remark	Freq Level	Line	Margin	Level	Factor	Loss	Factor	Factor		MHz	dBuV/m	dBuV/m	dB	dBuV	dB/m	dB	dB	cm	deg	1 5753.48	55.50	68.30	-12.80	39.54	34.68	11.35	30.07	0.00	293	68 Peak	<table border="1"> <thead> <tr> <th>Limit</th> <th>Read</th> <th>Ant</th> <th>Cable</th> <th>Preamp</th> <th>Aux</th> <th>APos</th> <th>TPos</th> <th>Remark</th> </tr> <tr> <th>Freq Level</th> <th>Line</th> <th>Margin</th> <th>Level</th> <th>Factor</th> <th>Loss</th> <th>Factor</th> <th>Factor</th> <th></th> </tr> <tr> <th>MHz</th> <th>dBuV/m</th> <th>dBuV/m</th> <th>dB</th> <th>dBuV</th> <th>dB/m</th> <th>dB</th> <th>dB</th> <th>cm</th> <th>deg</th> </tr> </thead> <tbody> <tr> <td>1 5710.00</td> <td>106.22</td> <td>-----</td> <td>-----</td> <td>90.33</td> <td>34.55</td> <td>11.30</td> <td>29.96</td> <td>0.00</td> <td>293</td> <td>68 Peak</td> </tr> <tr> <td>2 5710.00</td> <td>97.65</td> <td>-----</td> <td>-----</td> <td>81.76</td> <td>34.55</td> <td>11.30</td> <td>29.96</td> <td>0.00</td> <td>293</td> <td>68 Average</td> </tr> </tbody> </table>	Limit	Read	Ant	Cable	Preamp	Aux	APos	TPos	Remark	Freq Level	Line	Margin	Level	Factor	Loss	Factor	Factor		MHz	dBuV/m	dBuV/m	dB	dBuV	dB/m	dB	dB	cm	deg	1 5710.00	106.22	-----	-----	90.33	34.55	11.30	29.96	0.00	293	68 Peak	2 5710.00	97.65	-----	-----	81.76	34.55	11.30	29.96	0.00	293	68 Average
Limit	Read	Ant	Cable	Preamp	Aux	APos	TPos	Remark																																																																																			
Freq Level	Line	Margin	Level	Factor	Loss	Factor	Factor																																																																																				
MHz	dBuV/m	dBuV/m	dB	dBuV	dB/m	dB	dB	cm	deg																																																																																		
1 5753.48	55.50	68.30	-12.80	39.54	34.68	11.35	30.07	0.00	293	68 Peak																																																																																	
Limit	Read	Ant	Cable	Preamp	Aux	APos	TPos	Remark																																																																																			
Freq Level	Line	Margin	Level	Factor	Loss	Factor	Factor																																																																																				
MHz	dBuV/m	dBuV/m	dB	dBuV	dB/m	dB	dB	cm	deg																																																																																		
1 5710.00	106.22	-----	-----	90.33	34.55	11.30	29.96	0.00	293	68 Peak																																																																																	
2 5710.00	97.65	-----	-----	81.76	34.55	11.30	29.96	0.00	293	68 Average																																																																																	

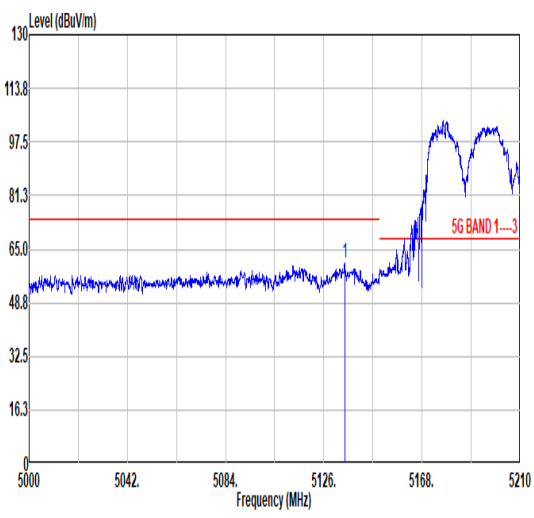
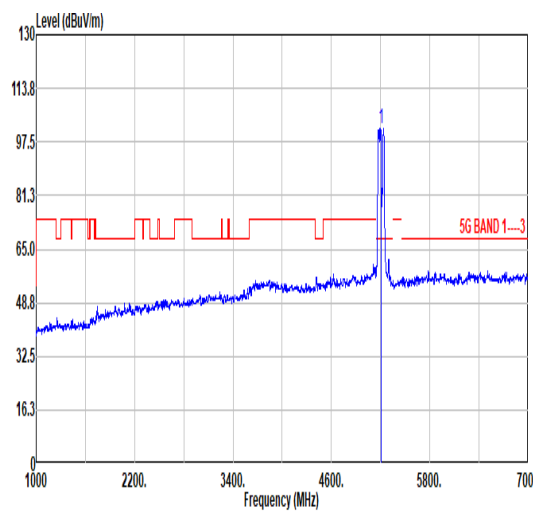
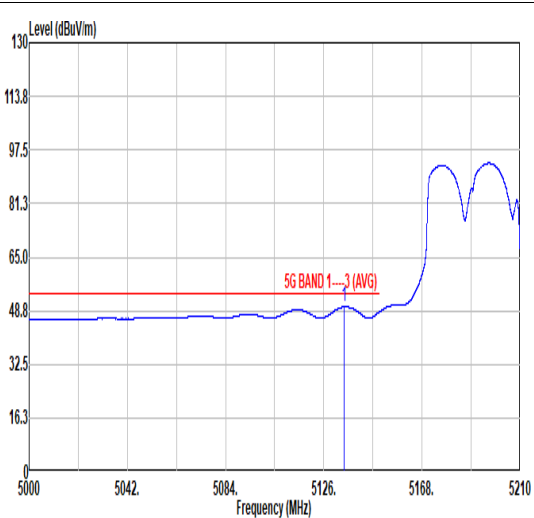
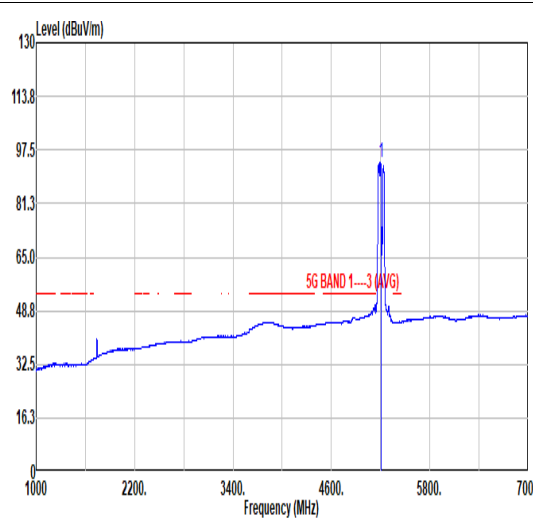


Mode	57																																																																														
	Band Edge - L																																																																														
	U-NII-1_5.15-5.25_802.11be EHT80_CH42_Puncturing 20M_5210MHz																																																																														
ANT	CDD 1+2																																																																														
Pol.	Horizontal	Fundamental																																																																													
Peak	 <table border="1"> <thead> <tr> <th>Limit</th> <th>Read</th> <th>Ant</th> <th>Cable</th> <th>Preamp</th> <th>Aux</th> <th>APos</th> <th>TPos</th> </tr> <tr> <th>Freq</th> <th>Level</th> <th>Line Margin</th> <th>Level Factor</th> <th>Loss Factor</th> <th>Factor</th> <th>Factor</th> <th>Remark</th> </tr> <tr> <th>MHz</th> <th>dBuV/m</th> <th>dBuV/m</th> <th>dB</th> <th>dBuV</th> <th>dB/m</th> <th>dB</th> <th>dB</th> <th>cm</th> <th>deg</th> </tr> </thead> <tbody> <tr> <td>1</td> <td>5134.93</td> <td>61.18</td> <td>74.00</td> <td>-12.82</td> <td>45.49</td> <td>34.37</td> <td>10.61</td> <td>29.29</td> <td>0.00</td> <td>100</td> <td>120</td> <td>PEAK</td> </tr> </tbody> </table>	Limit	Read	Ant	Cable	Preamp	Aux	APos	TPos	Freq	Level	Line Margin	Level Factor	Loss Factor	Factor	Factor	Remark	MHz	dBuV/m	dBuV/m	dB	dBuV	dB/m	dB	dB	cm	deg	1	5134.93	61.18	74.00	-12.82	45.49	34.37	10.61	29.29	0.00	100	120	PEAK	 <table border="1"> <thead> <tr> <th>Limit</th> <th>Read</th> <th>Ant</th> <th>Cable</th> <th>Preamp</th> <th>Aux</th> <th>APos</th> <th>TPos</th> </tr> <tr> <th>Freq</th> <th>Level</th> <th>Line Margin</th> <th>Level Factor</th> <th>Loss Factor</th> <th>Factor</th> <th>Factor</th> <th>Remark</th> </tr> <tr> <th>MHz</th> <th>dBuV/m</th> <th>dBuV/m</th> <th>dB</th> <th>dBuV</th> <th>dB/m</th> <th>dB</th> <th>dB</th> <th>cm</th> <th>deg</th> </tr> </thead> <tbody> <tr> <td>1</td> <td>5210.00</td> <td>102.70</td> <td>-----</td> <td>86.92</td> <td>34.50</td> <td>10.68</td> <td>29.40</td> <td>0.00</td> <td>100</td> <td>120</td> <td>PEAK</td> </tr> </tbody> </table>	Limit	Read	Ant	Cable	Preamp	Aux	APos	TPos	Freq	Level	Line Margin	Level Factor	Loss Factor	Factor	Factor	Remark	MHz	dBuV/m	dBuV/m	dB	dBuV	dB/m	dB	dB	cm	deg	1	5210.00	102.70	-----	86.92	34.50	10.68	29.40	0.00	100	120	PEAK
	Limit	Read	Ant	Cable	Preamp	Aux	APos	TPos																																																																							
Freq	Level	Line Margin	Level Factor	Loss Factor	Factor	Factor	Remark																																																																								
MHz	dBuV/m	dBuV/m	dB	dBuV	dB/m	dB	dB	cm	deg																																																																						
1	5134.93	61.18	74.00	-12.82	45.49	34.37	10.61	29.29	0.00	100	120	PEAK																																																																			
Limit	Read	Ant	Cable	Preamp	Aux	APos	TPos																																																																								
Freq	Level	Line Margin	Level Factor	Loss Factor	Factor	Factor	Remark																																																																								
MHz	dBuV/m	dBuV/m	dB	dBuV	dB/m	dB	dB	cm	deg																																																																						
1	5210.00	102.70	-----	86.92	34.50	10.68	29.40	0.00	100	120	PEAK																																																																				
Avg	 <table border="1"> <thead> <tr> <th>Limit</th> <th>Read</th> <th>Ant</th> <th>Cable</th> <th>Preamp</th> <th>Aux</th> <th>APos</th> <th>TPos</th> </tr> <tr> <th>Freq</th> <th>Level</th> <th>Line Margin</th> <th>Level Factor</th> <th>Loss Factor</th> <th>Factor</th> <th>Factor</th> <th>Remark</th> </tr> <tr> <th>MHz</th> <th>dBuV/m</th> <th>dBuV/m</th> <th>dB</th> <th>dBuV</th> <th>dB/m</th> <th>dB</th> <th>dB</th> <th>cm</th> <th>deg</th> </tr> </thead> <tbody> <tr> <td>1</td> <td>5132.38</td> <td>50.85</td> <td>54.00</td> <td>-3.15</td> <td>35.17</td> <td>34.36</td> <td>10.61</td> <td>29.29</td> <td>0.00</td> <td>100</td> <td>120</td> <td>AVERAGE</td> </tr> </tbody> </table>	Limit	Read	Ant	Cable	Preamp	Aux	APos	TPos	Freq	Level	Line Margin	Level Factor	Loss Factor	Factor	Factor	Remark	MHz	dBuV/m	dBuV/m	dB	dBuV	dB/m	dB	dB	cm	deg	1	5132.38	50.85	54.00	-3.15	35.17	34.36	10.61	29.29	0.00	100	120	AVERAGE	 <table border="1"> <thead> <tr> <th>Limit</th> <th>Read</th> <th>Ant</th> <th>Cable</th> <th>Preamp</th> <th>Aux</th> <th>APos</th> <th>TPos</th> </tr> <tr> <th>Freq</th> <th>Level</th> <th>Line Margin</th> <th>Level Factor</th> <th>Loss Factor</th> <th>Factor</th> <th>Factor</th> <th>Remark</th> </tr> <tr> <th>MHz</th> <th>dBuV/m</th> <th>dBuV/m</th> <th>dB</th> <th>dBuV</th> <th>dB/m</th> <th>dB</th> <th>dB</th> <th>cm</th> <th>deg</th> </tr> </thead> <tbody> <tr> <td>1</td> <td>5210.00</td> <td>93.92</td> <td>-----</td> <td>78.17</td> <td>34.45</td> <td>10.63</td> <td>29.33</td> <td>0.00</td> <td>100</td> <td>120</td> <td>AVERAGE</td> </tr> </tbody> </table>	Limit	Read	Ant	Cable	Preamp	Aux	APos	TPos	Freq	Level	Line Margin	Level Factor	Loss Factor	Factor	Factor	Remark	MHz	dBuV/m	dBuV/m	dB	dBuV	dB/m	dB	dB	cm	deg	1	5210.00	93.92	-----	78.17	34.45	10.63	29.33	0.00	100	120	AVERAGE
Limit	Read	Ant	Cable	Preamp	Aux	APos	TPos																																																																								
Freq	Level	Line Margin	Level Factor	Loss Factor	Factor	Factor	Remark																																																																								
MHz	dBuV/m	dBuV/m	dB	dBuV	dB/m	dB	dB	cm	deg																																																																						
1	5132.38	50.85	54.00	-3.15	35.17	34.36	10.61	29.29	0.00	100	120	AVERAGE																																																																			
Limit	Read	Ant	Cable	Preamp	Aux	APos	TPos																																																																								
Freq	Level	Line Margin	Level Factor	Loss Factor	Factor	Factor	Remark																																																																								
MHz	dBuV/m	dBuV/m	dB	dBuV	dB/m	dB	dB	cm	deg																																																																						
1	5210.00	93.92	-----	78.17	34.45	10.63	29.33	0.00	100	120	AVERAGE																																																																				



Mode	57																																									
	Band Edge - R																																									
	U-NII-1_5.15-5.25_802.11be EHT80_CH42_Puncturing 20M_5210MHz																																									
ANT	CDD 1+2																																									
Pol.	Horizontal	Fundamental																																								
Peak	 <table border="1" data-bbox="268 1133 775 1256"> <thead> <tr> <th>Limit</th> <th>Read</th> <th>Ant</th> <th>Cable</th> <th>Preamp</th> <th>Aux</th> <th>APos</th> <th>TPos</th> <th>Remark</th> </tr> <tr> <th>Freq</th> <th>Level</th> <th>Line</th> <th>Margin</th> <th>Level</th> <th>Factor</th> <th>Loss</th> <th>Factor</th> <th>Factor</th> </tr> <tr> <th>MHz</th> <th>dBuV/m</th> <th>dBuV/m</th> <th>dB</th> <th>dBuV</th> <th>dB/m</th> <th>dB</th> <th>dB</th> <th>cm</th> <th>deg</th> </tr> </thead> <tbody> <tr> <td>1 5354.38</td> <td>56.23</td> <td>74.00</td> <td>-17.77</td> <td>40.41</td> <td>34.50</td> <td>10.84</td> <td>29.52</td> <td>0.00</td> <td>100</td> <td>120</td> <td>PEAK</td> </tr> </tbody> </table>	Limit	Read	Ant	Cable	Preamp	Aux	APos	TPos	Remark	Freq	Level	Line	Margin	Level	Factor	Loss	Factor	Factor	MHz	dBuV/m	dBuV/m	dB	dBuV	dB/m	dB	dB	cm	deg	1 5354.38	56.23	74.00	-17.77	40.41	34.50	10.84	29.52	0.00	100	120	PEAK	Blank
Limit	Read	Ant	Cable	Preamp	Aux	APos	TPos	Remark																																		
Freq	Level	Line	Margin	Level	Factor	Loss	Factor	Factor																																		
MHz	dBuV/m	dBuV/m	dB	dBuV	dB/m	dB	dB	cm	deg																																	
1 5354.38	56.23	74.00	-17.77	40.41	34.50	10.84	29.52	0.00	100	120	PEAK																															
Avg	 <table border="1" data-bbox="268 1816 775 1939"> <thead> <tr> <th>Limit</th> <th>Read</th> <th>Ant</th> <th>Cable</th> <th>Preamp</th> <th>Aux</th> <th>APos</th> <th>TPos</th> <th>Remark</th> </tr> <tr> <th>Freq</th> <th>Level</th> <th>Line</th> <th>Margin</th> <th>Level</th> <th>Factor</th> <th>Loss</th> <th>Factor</th> <th>Factor</th> </tr> <tr> <th>MHz</th> <th>dBuV/m</th> <th>dBuV/m</th> <th>dB</th> <th>dBuV</th> <th>dB/m</th> <th>dB</th> <th>dB</th> <th>cm</th> <th>deg</th> </tr> </thead> <tbody> <tr> <td>1 5353.83</td> <td>44.88</td> <td>54.00</td> <td>-9.12</td> <td>29.07</td> <td>34.50</td> <td>10.83</td> <td>29.52</td> <td>0.00</td> <td>100</td> <td>120</td> <td>AVERAGE</td> </tr> </tbody> </table>	Limit	Read	Ant	Cable	Preamp	Aux	APos	TPos	Remark	Freq	Level	Line	Margin	Level	Factor	Loss	Factor	Factor	MHz	dBuV/m	dBuV/m	dB	dBuV	dB/m	dB	dB	cm	deg	1 5353.83	44.88	54.00	-9.12	29.07	34.50	10.83	29.52	0.00	100	120	AVERAGE	Blank
Limit	Read	Ant	Cable	Preamp	Aux	APos	TPos	Remark																																		
Freq	Level	Line	Margin	Level	Factor	Loss	Factor	Factor																																		
MHz	dBuV/m	dBuV/m	dB	dBuV	dB/m	dB	dB	cm	deg																																	
1 5353.83	44.88	54.00	-9.12	29.07	34.50	10.83	29.52	0.00	100	120	AVERAGE																															



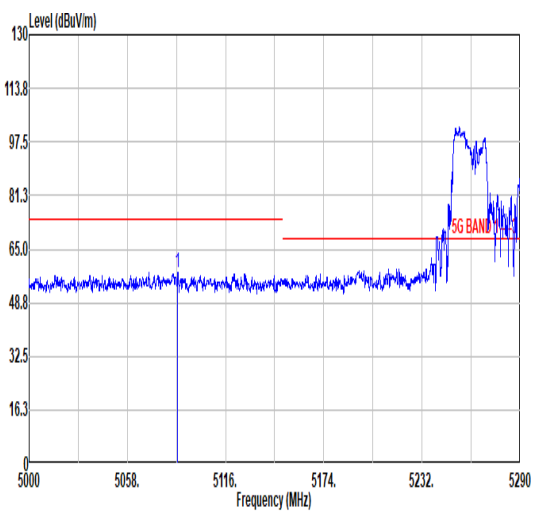
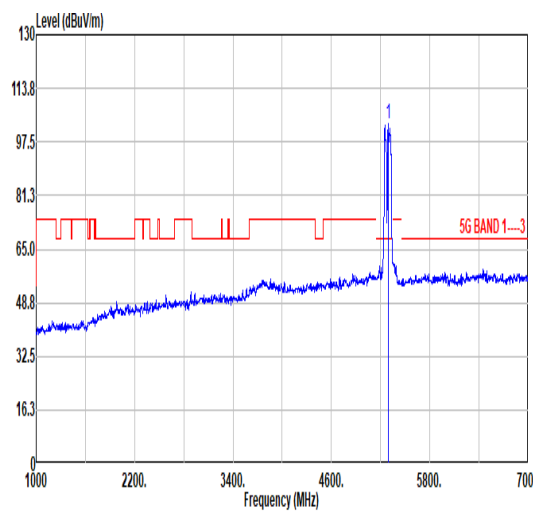
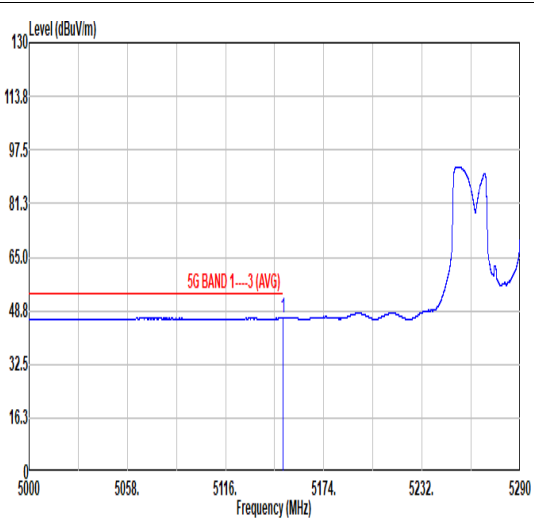
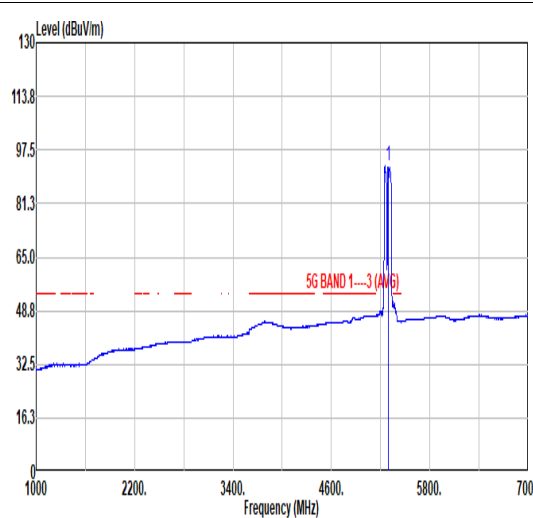
		57																																																																										
Mode		Band Edge - L																																																																										
		U-NII-1_5.15-5.25_802.11be EHT80_CH42_Puncturing 20M_5210MHz																																																																										
ANT		CDD 1+2																																																																										
Pol.		Vertical	Fundamental																																																																									
Peak	 <p>Level (dBuV/m) vs Frequency (MHz) for Vertical polarization. The plot shows a blue signal line with a red limit line at 65.0 dBuV/m. A peak is observed at approximately 5180 MHz.</p> <table border="1"> <thead> <tr> <th>Limit</th> <th>Read</th> <th>Ant</th> <th>Cable</th> <th>Preamp</th> <th>Aux</th> <th>APos</th> <th>TPos</th> </tr> <tr> <th>Freq</th> <th>Level</th> <th>Line</th> <th>Level</th> <th>Factor</th> <th>Loss</th> <th>Factor</th> <th>Factor</th> </tr> <tr> <th>MHz</th> <th>dBuV/m</th> <th>dBuV/m</th> <th>dB</th> <th>dBuV</th> <th>dB/m</th> <th>dB</th> <th>dB</th> </tr> </thead> <tbody> <tr> <td>1</td> <td>5134.93</td> <td>60.99</td> <td>74.00</td> <td>-13.01</td> <td>45.30</td> <td>34.37</td> <td>10.61</td> <td>29.29</td> <td>0.00</td> <td>300</td> <td>68</td> <td>PEAK</td> </tr> </tbody> </table>	Limit	Read	Ant	Cable	Preamp	Aux	APos	TPos	Freq	Level	Line	Level	Factor	Loss	Factor	Factor	MHz	dBuV/m	dBuV/m	dB	dBuV	dB/m	dB	dB	1	5134.93	60.99	74.00	-13.01	45.30	34.37	10.61	29.29	0.00	300	68	PEAK	 <p>Level (dBuV/m) vs Frequency (MHz) for Fundamental polarization. The plot shows a blue signal line with a red limit line at 65.0 dBuV/m. A sharp peak is observed at 5210 MHz.</p> <table border="1"> <thead> <tr> <th>Limit</th> <th>Read</th> <th>Ant</th> <th>Cable</th> <th>Preamp</th> <th>Aux</th> <th>APos</th> <th>TPos</th> </tr> <tr> <th>Freq</th> <th>Level</th> <th>Line</th> <th>Level</th> <th>Factor</th> <th>Loss</th> <th>Factor</th> <th>Factor</th> </tr> <tr> <th>MHz</th> <th>dBuV/m</th> <th>dBuV/m</th> <th>dB</th> <th>dBuV</th> <th>dB/m</th> <th>dB</th> <th>dB</th> </tr> </thead> <tbody> <tr> <td>1</td> <td>5210.00</td> <td>101.66</td> <td>-----</td> <td>-----</td> <td>85.89</td> <td>34.48</td> <td>10.64</td> <td>29.35</td> <td>0.00</td> <td>300</td> <td>68</td> <td>PEAK</td> </tr> </tbody> </table>	Limit	Read	Ant	Cable	Preamp	Aux	APos	TPos	Freq	Level	Line	Level	Factor	Loss	Factor	Factor	MHz	dBuV/m	dBuV/m	dB	dBuV	dB/m	dB	dB	1	5210.00	101.66	-----	-----	85.89	34.48	10.64	29.35	0.00	300	68	PEAK
	Limit	Read	Ant	Cable	Preamp	Aux	APos	TPos																																																																				
Freq	Level	Line	Level	Factor	Loss	Factor	Factor																																																																					
MHz	dBuV/m	dBuV/m	dB	dBuV	dB/m	dB	dB																																																																					
1	5134.93	60.99	74.00	-13.01	45.30	34.37	10.61	29.29	0.00	300	68	PEAK																																																																
Limit	Read	Ant	Cable	Preamp	Aux	APos	TPos																																																																					
Freq	Level	Line	Level	Factor	Loss	Factor	Factor																																																																					
MHz	dBuV/m	dBuV/m	dB	dBuV	dB/m	dB	dB																																																																					
1	5210.00	101.66	-----	-----	85.89	34.48	10.64	29.35	0.00	300	68	PEAK																																																																
Avg	 <p>Level (dBuV/m) vs Frequency (MHz) for Vertical polarization, Average. The plot shows a blue signal line with a red limit line at 48.8 dBuV/m. A peak is observed at approximately 5180 MHz.</p> <table border="1"> <thead> <tr> <th>Limit</th> <th>Read</th> <th>Ant</th> <th>Cable</th> <th>Preamp</th> <th>Aux</th> <th>APos</th> <th>TPos</th> </tr> <tr> <th>Freq</th> <th>Level</th> <th>Line</th> <th>Level</th> <th>Factor</th> <th>Loss</th> <th>Factor</th> <th>Factor</th> </tr> <tr> <th>MHz</th> <th>dBuV/m</th> <th>dBuV/m</th> <th>dB</th> <th>dBuV</th> <th>dB/m</th> <th>dB</th> <th>dB</th> </tr> </thead> <tbody> <tr> <td>1</td> <td>5134.85</td> <td>49.95</td> <td>54.00</td> <td>-4.05</td> <td>34.26</td> <td>34.37</td> <td>10.61</td> <td>29.29</td> <td>0.00</td> <td>300</td> <td>68</td> <td>AVERAGE</td> </tr> </tbody> </table>	Limit	Read	Ant	Cable	Preamp	Aux	APos	TPos	Freq	Level	Line	Level	Factor	Loss	Factor	Factor	MHz	dBuV/m	dBuV/m	dB	dBuV	dB/m	dB	dB	1	5134.85	49.95	54.00	-4.05	34.26	34.37	10.61	29.29	0.00	300	68	AVERAGE	 <p>Level (dBuV/m) vs Frequency (MHz) for Fundamental polarization, Average. The plot shows a blue signal line with a red limit line at 48.8 dBuV/m. A sharp peak is observed at 5210 MHz.</p> <table border="1"> <thead> <tr> <th>Limit</th> <th>Read</th> <th>Ant</th> <th>Cable</th> <th>Preamp</th> <th>Aux</th> <th>APos</th> <th>TPos</th> </tr> <tr> <th>Freq</th> <th>Level</th> <th>Line</th> <th>Level</th> <th>Factor</th> <th>Loss</th> <th>Factor</th> <th>Factor</th> </tr> <tr> <th>MHz</th> <th>dBuV/m</th> <th>dBuV/m</th> <th>dB</th> <th>dBuV</th> <th>dB/m</th> <th>dB</th> <th>dB</th> </tr> </thead> <tbody> <tr> <td>1</td> <td>5210.00</td> <td>93.72</td> <td>-----</td> <td>-----</td> <td>77.95</td> <td>34.48</td> <td>10.64</td> <td>29.35</td> <td>0.00</td> <td>300</td> <td>68</td> <td>AVERAGE</td> </tr> </tbody> </table>	Limit	Read	Ant	Cable	Preamp	Aux	APos	TPos	Freq	Level	Line	Level	Factor	Loss	Factor	Factor	MHz	dBuV/m	dBuV/m	dB	dBuV	dB/m	dB	dB	1	5210.00	93.72	-----	-----	77.95	34.48	10.64	29.35	0.00	300	68	AVERAGE
Limit	Read	Ant	Cable	Preamp	Aux	APos	TPos																																																																					
Freq	Level	Line	Level	Factor	Loss	Factor	Factor																																																																					
MHz	dBuV/m	dBuV/m	dB	dBuV	dB/m	dB	dB																																																																					
1	5134.85	49.95	54.00	-4.05	34.26	34.37	10.61	29.29	0.00	300	68	AVERAGE																																																																
Limit	Read	Ant	Cable	Preamp	Aux	APos	TPos																																																																					
Freq	Level	Line	Level	Factor	Loss	Factor	Factor																																																																					
MHz	dBuV/m	dBuV/m	dB	dBuV	dB/m	dB	dB																																																																					
1	5210.00	93.72	-----	-----	77.95	34.48	10.64	29.35	0.00	300	68	AVERAGE																																																																



Mode	57																																								
	Band Edge - R																																								
	U-NII-1_5.15-5.25_802.11be EHT80_CH42_Puncturing 20M_5210MHz																																								
ANT	CDD 1+2																																								
Pol.	Vertical	Fundamental																																							
Peak	<table border="1" data-bbox="268 1131 778 1254"> <thead> <tr> <th>Limit</th> <th>Read</th> <th>Ant</th> <th>Cable</th> <th>Preamp</th> <th>Aux</th> <th>APos</th> <th>TPos</th> <th>Remark</th> </tr> <tr> <th>Freq</th> <th>Level</th> <th>Line</th> <th>Margin</th> <th>Level</th> <th>Factor</th> <th>Loss</th> <th>Factor</th> <th>Factor</th> </tr> <tr> <th>MHz</th> <th>dBuV/m</th> <th>dBuV/m</th> <th>dB</th> <th>dBuV</th> <th>dB/m</th> <th>dB</th> <th>dB</th> <th>cm</th> <th>deg</th> </tr> </thead> <tbody> <tr> <td>1 5378.63</td> <td>55.36</td> <td>74.00</td> <td>-18.64</td> <td>39.55</td> <td>34.50</td> <td>10.86</td> <td>29.55</td> <td>0.00</td> <td>300</td> <td>68 PEAK</td> </tr> </tbody> </table>	Limit	Read	Ant	Cable	Preamp	Aux	APos	TPos	Remark	Freq	Level	Line	Margin	Level	Factor	Loss	Factor	Factor	MHz	dBuV/m	dBuV/m	dB	dBuV	dB/m	dB	dB	cm	deg	1 5378.63	55.36	74.00	-18.64	39.55	34.50	10.86	29.55	0.00	300	68 PEAK	Blank
Limit	Read	Ant	Cable	Preamp	Aux	APos	TPos	Remark																																	
Freq	Level	Line	Margin	Level	Factor	Loss	Factor	Factor																																	
MHz	dBuV/m	dBuV/m	dB	dBuV	dB/m	dB	dB	cm	deg																																
1 5378.63	55.36	74.00	-18.64	39.55	34.50	10.86	29.55	0.00	300	68 PEAK																															
Avg	<table border="1" data-bbox="268 1803 778 1926"> <thead> <tr> <th>Limit</th> <th>Read</th> <th>Ant</th> <th>Cable</th> <th>Preamp</th> <th>Aux</th> <th>APos</th> <th>TPos</th> <th>Remark</th> </tr> <tr> <th>Freq</th> <th>Level</th> <th>Line</th> <th>Margin</th> <th>Level</th> <th>Factor</th> <th>Loss</th> <th>Factor</th> <th>Factor</th> </tr> <tr> <th>MHz</th> <th>dBuV/m</th> <th>dBuV/m</th> <th>dB</th> <th>dBuV</th> <th>dB/m</th> <th>dB</th> <th>dB</th> <th>cm</th> <th>deg</th> </tr> </thead> <tbody> <tr> <td>1 5459.32</td> <td>44.71</td> <td>54.00</td> <td>-9.29</td> <td>28.82</td> <td>34.53</td> <td>10.98</td> <td>29.62</td> <td>0.00</td> <td>300</td> <td>68 AVERAGE</td> </tr> </tbody> </table>	Limit	Read	Ant	Cable	Preamp	Aux	APos	TPos	Remark	Freq	Level	Line	Margin	Level	Factor	Loss	Factor	Factor	MHz	dBuV/m	dBuV/m	dB	dBuV	dB/m	dB	dB	cm	deg	1 5459.32	44.71	54.00	-9.29	28.82	34.53	10.98	29.62	0.00	300	68 AVERAGE	Blank
Limit	Read	Ant	Cable	Preamp	Aux	APos	TPos	Remark																																	
Freq	Level	Line	Margin	Level	Factor	Loss	Factor	Factor																																	
MHz	dBuV/m	dBuV/m	dB	dBuV	dB/m	dB	dB	cm	deg																																
1 5459.32	44.71	54.00	-9.29	28.82	34.53	10.98	29.62	0.00	300	68 AVERAGE																															



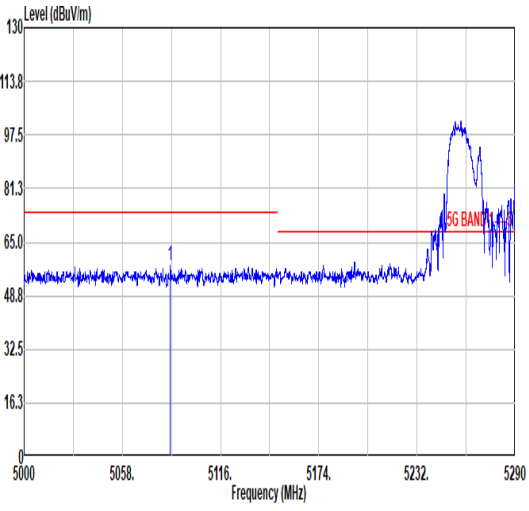
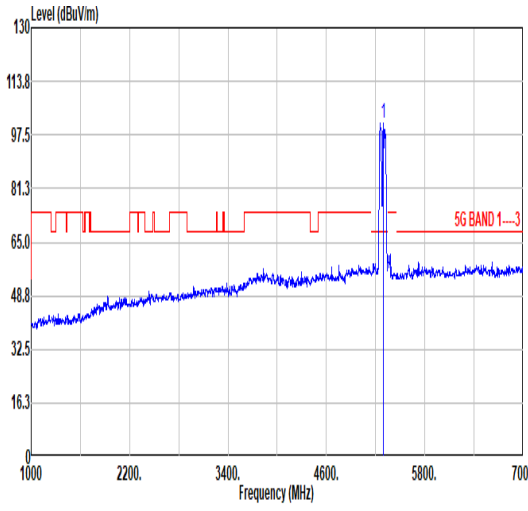
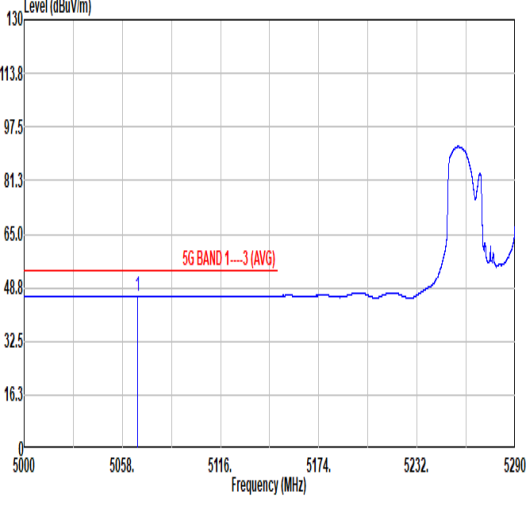
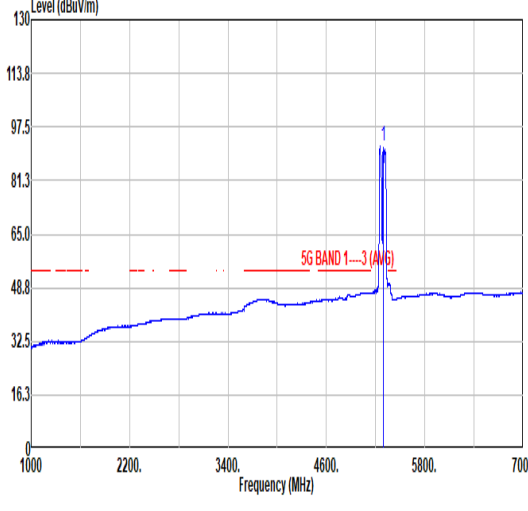


		58																																																																										
Mode		Band Edge - L																																																																										
		U-NII-2A_5.25-5.35_802.11be EHT80_CH58_Puncturing 20M_5290MHz																																																																										
ANT		CDD 1+2																																																																										
Pol.		Horizontal	Fundamental																																																																									
Peak	 <p>Level (dBuV/m) vs Frequency (MHz) plot for Horizontal polarization. The y-axis ranges from 0 to 130 dBuV/m, and the x-axis ranges from 5000 to 5290 MHz. A red horizontal line indicates the 5G BAND limit at approximately 65.0 dBuV/m. A blue trace shows the signal level, with a sharp peak at 5290 MHz reaching approximately 116 dBuV/m.</p> <table border="1"> <thead> <tr> <th>Limit</th> <th>Read</th> <th>Ant</th> <th>Cable</th> <th>Preamp</th> <th>Aux</th> <th>APos</th> <th>TPos</th> </tr> <tr> <th>Freq</th> <th>Level</th> <th>Line</th> <th>Level</th> <th>Factor</th> <th>Loss</th> <th>Factor</th> <th>Factor</th> </tr> <tr> <th>MHz</th> <th>dBuV/m</th> <th>dBuV/m</th> <th>dB</th> <th>dBuV</th> <th>dB/m</th> <th>dB</th> <th>dB</th> </tr> </thead> <tbody> <tr> <td>1</td> <td>5087.74</td> <td>57.85</td> <td>74.00</td> <td>-16.15</td> <td>42.22</td> <td>34.28</td> <td>10.60</td> <td>29.25</td> <td>0.00</td> <td>100</td> <td>116</td> <td>PEAK</td> </tr> </tbody> </table>	Limit	Read	Ant	Cable	Preamp	Aux	APos	TPos	Freq	Level	Line	Level	Factor	Loss	Factor	Factor	MHz	dBuV/m	dBuV/m	dB	dBuV	dB/m	dB	dB	1	5087.74	57.85	74.00	-16.15	42.22	34.28	10.60	29.25	0.00	100	116	PEAK	 <p>Level (dBuV/m) vs Frequency (MHz) plot for Fundamental polarization. The y-axis ranges from 0 to 130 dBuV/m, and the x-axis ranges from 1000 to 7000 MHz. A red horizontal line indicates the 5G BAND 1-3 limit at approximately 65.0 dBuV/m. A blue trace shows the signal level, with a sharp peak at 5290 MHz reaching approximately 116 dBuV/m.</p> <table border="1"> <thead> <tr> <th>Limit</th> <th>Read</th> <th>Ant</th> <th>Cable</th> <th>Preamp</th> <th>Aux</th> <th>APos</th> <th>TPos</th> </tr> <tr> <th>Freq</th> <th>Level</th> <th>Line</th> <th>Level</th> <th>Factor</th> <th>Loss</th> <th>Factor</th> <th>Factor</th> </tr> <tr> <th>MHz</th> <th>dBuV/m</th> <th>dBuV/m</th> <th>dB</th> <th>dBuV</th> <th>dB/m</th> <th>dB</th> <th>dB</th> </tr> </thead> <tbody> <tr> <td>1</td> <td>5290.00</td> <td>102.80</td> <td>-----</td> <td>-----</td> <td>87.00</td> <td>34.50</td> <td>10.76</td> <td>29.46</td> <td>0.00</td> <td>100</td> <td>116</td> <td>PEAK</td> </tr> </tbody> </table>	Limit	Read	Ant	Cable	Preamp	Aux	APos	TPos	Freq	Level	Line	Level	Factor	Loss	Factor	Factor	MHz	dBuV/m	dBuV/m	dB	dBuV	dB/m	dB	dB	1	5290.00	102.80	-----	-----	87.00	34.50	10.76	29.46	0.00	100	116	PEAK
	Limit	Read	Ant	Cable	Preamp	Aux	APos	TPos																																																																				
Freq	Level	Line	Level	Factor	Loss	Factor	Factor																																																																					
MHz	dBuV/m	dBuV/m	dB	dBuV	dB/m	dB	dB																																																																					
1	5087.74	57.85	74.00	-16.15	42.22	34.28	10.60	29.25	0.00	100	116	PEAK																																																																
Limit	Read	Ant	Cable	Preamp	Aux	APos	TPos																																																																					
Freq	Level	Line	Level	Factor	Loss	Factor	Factor																																																																					
MHz	dBuV/m	dBuV/m	dB	dBuV	dB/m	dB	dB																																																																					
1	5290.00	102.80	-----	-----	87.00	34.50	10.76	29.46	0.00	100	116	PEAK																																																																
Avg	 <p>Level (dBuV/m) vs Frequency (MHz) plot for Horizontal polarization. The y-axis ranges from 0 to 130 dBuV/m, and the x-axis ranges from 5000 to 5290 MHz. A red horizontal line indicates the 5G BAND 1-3 (AVG) limit at approximately 48.8 dBuV/m. A blue trace shows the average signal level, with a peak at 5290 MHz reaching approximately 116 dBuV/m.</p> <table border="1"> <thead> <tr> <th>Limit</th> <th>Read</th> <th>Ant</th> <th>Cable</th> <th>Preamp</th> <th>Aux</th> <th>APos</th> <th>TPos</th> </tr> <tr> <th>Freq</th> <th>Level</th> <th>Line</th> <th>Level</th> <th>Factor</th> <th>Loss</th> <th>Factor</th> <th>Factor</th> </tr> <tr> <th>MHz</th> <th>dBuV/m</th> <th>dBuV/m</th> <th>dB</th> <th>dBuV</th> <th>dB/m</th> <th>dB</th> <th>dB</th> </tr> </thead> <tbody> <tr> <td>1</td> <td>5149.91</td> <td>46.54</td> <td>54.00</td> <td>-7.46</td> <td>30.83</td> <td>34.40</td> <td>10.62</td> <td>29.31</td> <td>0.00</td> <td>100</td> <td>116</td> <td>AVERAGE</td> </tr> </tbody> </table>	Limit	Read	Ant	Cable	Preamp	Aux	APos	TPos	Freq	Level	Line	Level	Factor	Loss	Factor	Factor	MHz	dBuV/m	dBuV/m	dB	dBuV	dB/m	dB	dB	1	5149.91	46.54	54.00	-7.46	30.83	34.40	10.62	29.31	0.00	100	116	AVERAGE	 <p>Level (dBuV/m) vs Frequency (MHz) plot for Fundamental polarization. The y-axis ranges from 0 to 130 dBuV/m, and the x-axis ranges from 1000 to 7000 MHz. A red horizontal line indicates the 5G BAND 1-3 (AVG) limit at approximately 48.8 dBuV/m. A blue trace shows the average signal level, with a peak at 5290 MHz reaching approximately 116 dBuV/m.</p> <table border="1"> <thead> <tr> <th>Limit</th> <th>Read</th> <th>Ant</th> <th>Cable</th> <th>Preamp</th> <th>Aux</th> <th>APos</th> <th>TPos</th> </tr> <tr> <th>Freq</th> <th>Level</th> <th>Line</th> <th>Level</th> <th>Factor</th> <th>Loss</th> <th>Factor</th> <th>Factor</th> </tr> <tr> <th>MHz</th> <th>dBuV/m</th> <th>dBuV/m</th> <th>dB</th> <th>dBuV</th> <th>dB/m</th> <th>dB</th> <th>dB</th> </tr> </thead> <tbody> <tr> <td>1</td> <td>5290.00</td> <td>92.70</td> <td>-----</td> <td>-----</td> <td>76.91</td> <td>34.50</td> <td>10.71</td> <td>29.42</td> <td>0.00</td> <td>100</td> <td>116</td> <td>AVERAGE</td> </tr> </tbody> </table>	Limit	Read	Ant	Cable	Preamp	Aux	APos	TPos	Freq	Level	Line	Level	Factor	Loss	Factor	Factor	MHz	dBuV/m	dBuV/m	dB	dBuV	dB/m	dB	dB	1	5290.00	92.70	-----	-----	76.91	34.50	10.71	29.42	0.00	100	116	AVERAGE
Limit	Read	Ant	Cable	Preamp	Aux	APos	TPos																																																																					
Freq	Level	Line	Level	Factor	Loss	Factor	Factor																																																																					
MHz	dBuV/m	dBuV/m	dB	dBuV	dB/m	dB	dB																																																																					
1	5149.91	46.54	54.00	-7.46	30.83	34.40	10.62	29.31	0.00	100	116	AVERAGE																																																																
Limit	Read	Ant	Cable	Preamp	Aux	APos	TPos																																																																					
Freq	Level	Line	Level	Factor	Loss	Factor	Factor																																																																					
MHz	dBuV/m	dBuV/m	dB	dBuV	dB/m	dB	dB																																																																					
1	5290.00	92.70	-----	-----	76.91	34.50	10.71	29.42	0.00	100	116	AVERAGE																																																																



Mode	58																																												
	Band Edge - R																																												
	U-NII-2A_5.25-5.35_802.11be EHT80_CH58_Puncturing 20M_5290MHz																																												
ANT	CDD 1+2																																												
Pol.	Horizontal	Fundamental																																											
Peak	<table border="1"> <thead> <tr> <th>Limit</th> <th>Read</th> <th>Ant</th> <th>Cable</th> <th>Preamp</th> <th>Aux</th> <th>APos</th> <th>TPos</th> <th>Remark</th> </tr> <tr> <th>Freq</th> <th>Level</th> <th>Line</th> <th>Margin</th> <th>Level</th> <th>Factor</th> <th>Loss</th> <th>Factor</th> <th>Factor</th> <th>cm</th> <th>deg</th> </tr> <tr> <th>MHz</th> <th>dBuV/m</th> <th>dBuV/m</th> <th>dB</th> <th>dBuV</th> <th>dB/m</th> <th>dB</th> <th>dB</th> <th>dB</th> <th>cm</th> <th>deg</th> </tr> </thead> <tbody> <tr> <td>1 5354.52</td> <td>63.57</td> <td>74.00</td> <td>-10.43</td> <td>47.75</td> <td>34.50</td> <td>10.84</td> <td>29.52</td> <td>0.00</td> <td>100</td> <td>116</td> <td>PEAK</td> </tr> </tbody> </table>	Limit	Read	Ant	Cable	Preamp	Aux	APos	TPos	Remark	Freq	Level	Line	Margin	Level	Factor	Loss	Factor	Factor	cm	deg	MHz	dBuV/m	dBuV/m	dB	dBuV	dB/m	dB	dB	dB	cm	deg	1 5354.52	63.57	74.00	-10.43	47.75	34.50	10.84	29.52	0.00	100	116	PEAK	Blank
Limit	Read	Ant	Cable	Preamp	Aux	APos	TPos	Remark																																					
Freq	Level	Line	Margin	Level	Factor	Loss	Factor	Factor	cm	deg																																			
MHz	dBuV/m	dBuV/m	dB	dBuV	dB/m	dB	dB	dB	cm	deg																																			
1 5354.52	63.57	74.00	-10.43	47.75	34.50	10.84	29.52	0.00	100	116	PEAK																																		
Avg	<table border="1"> <thead> <tr> <th>Limit</th> <th>Read</th> <th>Ant</th> <th>Cable</th> <th>Preamp</th> <th>Aux</th> <th>APos</th> <th>TPos</th> <th>Remark</th> </tr> <tr> <th>Freq</th> <th>Level</th> <th>Line</th> <th>Margin</th> <th>Level</th> <th>Factor</th> <th>Loss</th> <th>Factor</th> <th>Factor</th> <th>cm</th> <th>deg</th> </tr> <tr> <th>MHz</th> <th>dBuV/m</th> <th>dBuV/m</th> <th>dB</th> <th>dBuV</th> <th>dB/m</th> <th>dB</th> <th>dB</th> <th>dB</th> <th>cm</th> <th>deg</th> </tr> </thead> <tbody> <tr> <td>1 5353.49</td> <td>50.79</td> <td>54.00</td> <td>-3.21</td> <td>34.98</td> <td>34.50</td> <td>10.83</td> <td>29.52</td> <td>0.00</td> <td>100</td> <td>116</td> <td>AVERAGE</td> </tr> </tbody> </table>	Limit	Read	Ant	Cable	Preamp	Aux	APos	TPos	Remark	Freq	Level	Line	Margin	Level	Factor	Loss	Factor	Factor	cm	deg	MHz	dBuV/m	dBuV/m	dB	dBuV	dB/m	dB	dB	dB	cm	deg	1 5353.49	50.79	54.00	-3.21	34.98	34.50	10.83	29.52	0.00	100	116	AVERAGE	Blank
Limit	Read	Ant	Cable	Preamp	Aux	APos	TPos	Remark																																					
Freq	Level	Line	Margin	Level	Factor	Loss	Factor	Factor	cm	deg																																			
MHz	dBuV/m	dBuV/m	dB	dBuV	dB/m	dB	dB	dB	cm	deg																																			
1 5353.49	50.79	54.00	-3.21	34.98	34.50	10.83	29.52	0.00	100	116	AVERAGE																																		



		58																																																																																		
Mode		Band Edge - L																																																																																		
		U-NII-2A_5.25-5.35_802.11be EHT80_CH58_Puncturing 20M_5290MHz																																																																																		
ANT		CDD 1+2																																																																																		
Pol.		Vertical	Fundamental																																																																																	
Peak	 <p>Level (dBuV/m)</p> <p>Frequency (MHz)</p> <table border="1"> <thead> <tr> <th>Limit</th> <th>Read</th> <th>Ant</th> <th>Cable</th> <th>Preamp</th> <th>Aux</th> <th>APos</th> <th>TPos</th> <th>Remark</th> </tr> <tr> <th>Freq</th> <th>Level</th> <th>Line</th> <th>Margin</th> <th>Level</th> <th>Factor</th> <th>Loss</th> <th>Factor</th> <th>Factor</th> </tr> <tr> <th>MHz</th> <th>dBuV/m</th> <th>dBuV/m</th> <th>dB</th> <th>dBuV</th> <th>dB/m</th> <th>dB</th> <th>dB</th> <th>cm</th> <th>deg</th> </tr> </thead> <tbody> <tr> <td>1</td> <td>5086.29</td> <td>57.68</td> <td>74.00</td> <td>-16.32</td> <td>42.07</td> <td>34.27</td> <td>10.59</td> <td>29.25</td> <td>0.00</td> <td>294</td> <td>66</td> <td>PEAK</td> </tr> </tbody> </table>	Limit	Read	Ant	Cable	Preamp	Aux	APos	TPos	Remark	Freq	Level	Line	Margin	Level	Factor	Loss	Factor	Factor	MHz	dBuV/m	dBuV/m	dB	dBuV	dB/m	dB	dB	cm	deg	1	5086.29	57.68	74.00	-16.32	42.07	34.27	10.59	29.25	0.00	294	66	PEAK	 <p>Level (dBuV/m)</p> <p>Frequency (MHz)</p> <table border="1"> <thead> <tr> <th>Limit</th> <th>Read</th> <th>Ant</th> <th>Cable</th> <th>Preamp</th> <th>Aux</th> <th>APos</th> <th>TPos</th> <th>Remark</th> </tr> <tr> <th>Freq</th> <th>Level</th> <th>Line</th> <th>Margin</th> <th>Level</th> <th>Factor</th> <th>Loss</th> <th>Factor</th> <th>Factor</th> </tr> <tr> <th>MHz</th> <th>dBuV/m</th> <th>dBuV/m</th> <th>dB</th> <th>dBuV</th> <th>dB/m</th> <th>dB</th> <th>dB</th> <th>cm</th> <th>deg</th> </tr> </thead> <tbody> <tr> <td>1</td> <td>5290.00</td> <td>101.24</td> <td>-----</td> <td>-----</td> <td>85.44</td> <td>34.50</td> <td>10.76</td> <td>29.46</td> <td>0.00</td> <td>294</td> <td>66</td> <td>PEAK</td> </tr> </tbody> </table>	Limit	Read	Ant	Cable	Preamp	Aux	APos	TPos	Remark	Freq	Level	Line	Margin	Level	Factor	Loss	Factor	Factor	MHz	dBuV/m	dBuV/m	dB	dBuV	dB/m	dB	dB	cm	deg	1	5290.00	101.24	-----	-----	85.44	34.50	10.76	29.46	0.00	294	66	PEAK
	Limit	Read	Ant	Cable	Preamp	Aux	APos	TPos	Remark																																																																											
Freq	Level	Line	Margin	Level	Factor	Loss	Factor	Factor																																																																												
MHz	dBuV/m	dBuV/m	dB	dBuV	dB/m	dB	dB	cm	deg																																																																											
1	5086.29	57.68	74.00	-16.32	42.07	34.27	10.59	29.25	0.00	294	66	PEAK																																																																								
Limit	Read	Ant	Cable	Preamp	Aux	APos	TPos	Remark																																																																												
Freq	Level	Line	Margin	Level	Factor	Loss	Factor	Factor																																																																												
MHz	dBuV/m	dBuV/m	dB	dBuV	dB/m	dB	dB	cm	deg																																																																											
1	5290.00	101.24	-----	-----	85.44	34.50	10.76	29.46	0.00	294	66	PEAK																																																																								
Avg	 <p>Level (dBuV/m)</p> <p>Frequency (MHz)</p> <table border="1"> <thead> <tr> <th>Limit</th> <th>Read</th> <th>Ant</th> <th>Cable</th> <th>Preamp</th> <th>Aux</th> <th>APos</th> <th>TPos</th> <th>Remark</th> </tr> <tr> <th>Freq</th> <th>Level</th> <th>Line</th> <th>Margin</th> <th>Level</th> <th>Factor</th> <th>Loss</th> <th>Factor</th> <th>Factor</th> </tr> <tr> <th>MHz</th> <th>dBuV/m</th> <th>dBuV/m</th> <th>dB</th> <th>dBuV</th> <th>dB/m</th> <th>dB</th> <th>dB</th> <th>cm</th> <th>deg</th> </tr> </thead> <tbody> <tr> <td>1</td> <td>5066.00</td> <td>46.35</td> <td>54.00</td> <td>-7.65</td> <td>30.77</td> <td>34.23</td> <td>10.59</td> <td>29.24</td> <td>0.00</td> <td>294</td> <td>66</td> <td>AVERAGE</td> </tr> </tbody> </table>	Limit	Read	Ant	Cable	Preamp	Aux	APos	TPos	Remark	Freq	Level	Line	Margin	Level	Factor	Loss	Factor	Factor	MHz	dBuV/m	dBuV/m	dB	dBuV	dB/m	dB	dB	cm	deg	1	5066.00	46.35	54.00	-7.65	30.77	34.23	10.59	29.24	0.00	294	66	AVERAGE	 <p>Level (dBuV/m)</p> <p>Frequency (MHz)</p> <table border="1"> <thead> <tr> <th>Limit</th> <th>Read</th> <th>Ant</th> <th>Cable</th> <th>Preamp</th> <th>Aux</th> <th>APos</th> <th>TPos</th> <th>Remark</th> </tr> <tr> <th>Freq</th> <th>Level</th> <th>Line</th> <th>Margin</th> <th>Level</th> <th>Factor</th> <th>Loss</th> <th>Factor</th> <th>Factor</th> </tr> <tr> <th>MHz</th> <th>dBuV/m</th> <th>dBuV/m</th> <th>dB</th> <th>dBuV</th> <th>dB/m</th> <th>dB</th> <th>dB</th> <th>cm</th> <th>deg</th> </tr> </thead> <tbody> <tr> <td>1</td> <td>5290.00</td> <td>91.79</td> <td>-----</td> <td>-----</td> <td>76.00</td> <td>34.50</td> <td>10.71</td> <td>29.42</td> <td>0.00</td> <td>294</td> <td>66</td> <td>AVERAGE</td> </tr> </tbody> </table>	Limit	Read	Ant	Cable	Preamp	Aux	APos	TPos	Remark	Freq	Level	Line	Margin	Level	Factor	Loss	Factor	Factor	MHz	dBuV/m	dBuV/m	dB	dBuV	dB/m	dB	dB	cm	deg	1	5290.00	91.79	-----	-----	76.00	34.50	10.71	29.42	0.00	294	66	AVERAGE
	Limit	Read	Ant	Cable	Preamp	Aux	APos	TPos	Remark																																																																											
Freq	Level	Line	Margin	Level	Factor	Loss	Factor	Factor																																																																												
MHz	dBuV/m	dBuV/m	dB	dBuV	dB/m	dB	dB	cm	deg																																																																											
1	5066.00	46.35	54.00	-7.65	30.77	34.23	10.59	29.24	0.00	294	66	AVERAGE																																																																								
Limit	Read	Ant	Cable	Preamp	Aux	APos	TPos	Remark																																																																												
Freq	Level	Line	Margin	Level	Factor	Loss	Factor	Factor																																																																												
MHz	dBuV/m	dBuV/m	dB	dBuV	dB/m	dB	dB	cm	deg																																																																											
1	5290.00	91.79	-----	-----	76.00	34.50	10.71	29.42	0.00	294	66	AVERAGE																																																																								



Mode	58																																								
	Band Edge - R																																								
	U-NII-2A_5.25-5.35_802.11be EHT80_CH58_Puncturing 20M_5290MHz																																								
ANT	CDD 1+2																																								
Pol.	Vertical	Fundamental																																							
Peak	<table border="1"> <thead> <tr> <th>Limit</th> <th>Read</th> <th>Ant</th> <th>Cable</th> <th>Preamp</th> <th>Aux</th> <th>APos</th> <th>TPos</th> <th>Remark</th> </tr> <tr> <th>Freq</th> <th>Level</th> <th>Line</th> <th>Margin</th> <th>Level</th> <th>Factor</th> <th>Loss</th> <th>Factor</th> <th>Factor</th> </tr> <tr> <th>MHz</th> <th>dBuV/m</th> <th>dBuV/m</th> <th>dB</th> <th>dBuV</th> <th>dB/m</th> <th>dB</th> <th>dB</th> <th>cm</th> <th>deg</th> </tr> </thead> <tbody> <tr> <td>1 5355.37</td> <td>61.89</td> <td>74.00</td> <td>-12.11</td> <td>46.08</td> <td>34.50</td> <td>10.84</td> <td>29.53</td> <td>0.00</td> <td>294</td> <td>66 PEAK</td> </tr> </tbody> </table>	Limit	Read	Ant	Cable	Preamp	Aux	APos	TPos	Remark	Freq	Level	Line	Margin	Level	Factor	Loss	Factor	Factor	MHz	dBuV/m	dBuV/m	dB	dBuV	dB/m	dB	dB	cm	deg	1 5355.37	61.89	74.00	-12.11	46.08	34.50	10.84	29.53	0.00	294	66 PEAK	Blank
Limit	Read	Ant	Cable	Preamp	Aux	APos	TPos	Remark																																	
Freq	Level	Line	Margin	Level	Factor	Loss	Factor	Factor																																	
MHz	dBuV/m	dBuV/m	dB	dBuV	dB/m	dB	dB	cm	deg																																
1 5355.37	61.89	74.00	-12.11	46.08	34.50	10.84	29.53	0.00	294	66 PEAK																															
Avg	<table border="1"> <thead> <tr> <th>Limit</th> <th>Read</th> <th>Ant</th> <th>Cable</th> <th>Preamp</th> <th>Aux</th> <th>APos</th> <th>TPos</th> <th>Remark</th> </tr> <tr> <th>Freq</th> <th>Level</th> <th>Line</th> <th>Margin</th> <th>Level</th> <th>Factor</th> <th>Loss</th> <th>Factor</th> <th>Factor</th> </tr> <tr> <th>MHz</th> <th>dBuV/m</th> <th>dBuV/m</th> <th>dB</th> <th>dBuV</th> <th>dB/m</th> <th>dB</th> <th>dB</th> <th>cm</th> <th>deg</th> </tr> </thead> <tbody> <tr> <td>1 5355.36</td> <td>49.81</td> <td>54.00</td> <td>-4.19</td> <td>34.00</td> <td>34.50</td> <td>10.84</td> <td>29.53</td> <td>0.00</td> <td>294</td> <td>66 AVERAGE</td> </tr> </tbody> </table>	Limit	Read	Ant	Cable	Preamp	Aux	APos	TPos	Remark	Freq	Level	Line	Margin	Level	Factor	Loss	Factor	Factor	MHz	dBuV/m	dBuV/m	dB	dBuV	dB/m	dB	dB	cm	deg	1 5355.36	49.81	54.00	-4.19	34.00	34.50	10.84	29.53	0.00	294	66 AVERAGE	Blank
Limit	Read	Ant	Cable	Preamp	Aux	APos	TPos	Remark																																	
Freq	Level	Line	Margin	Level	Factor	Loss	Factor	Factor																																	
MHz	dBuV/m	dBuV/m	dB	dBuV	dB/m	dB	dB	cm	deg																																
1 5355.36	49.81	54.00	-4.19	34.00	34.50	10.84	29.53	0.00	294	66 AVERAGE																															

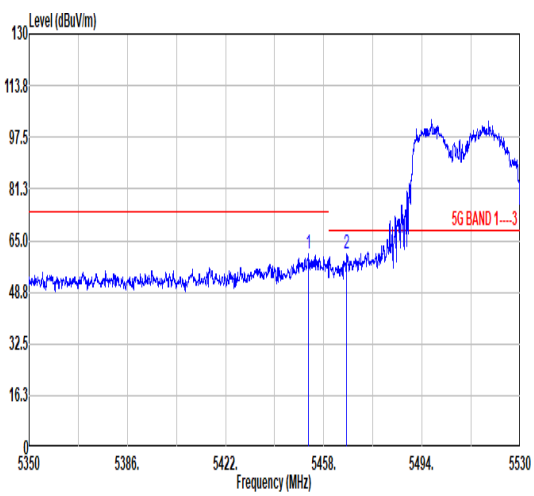
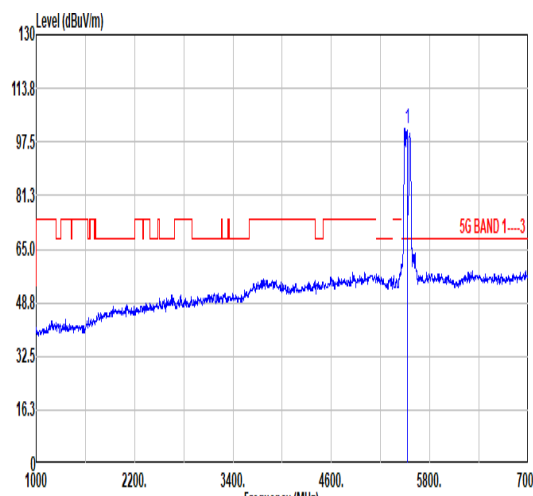
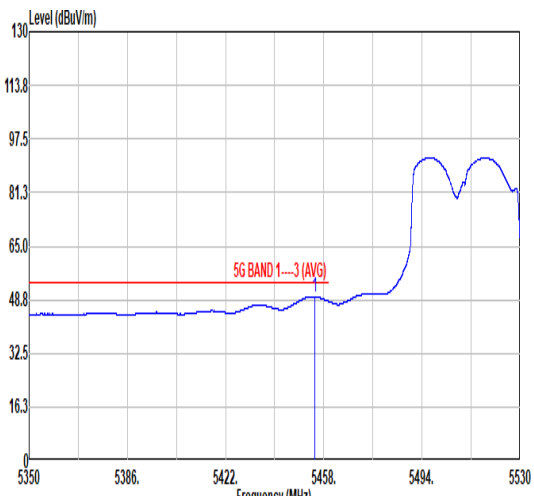
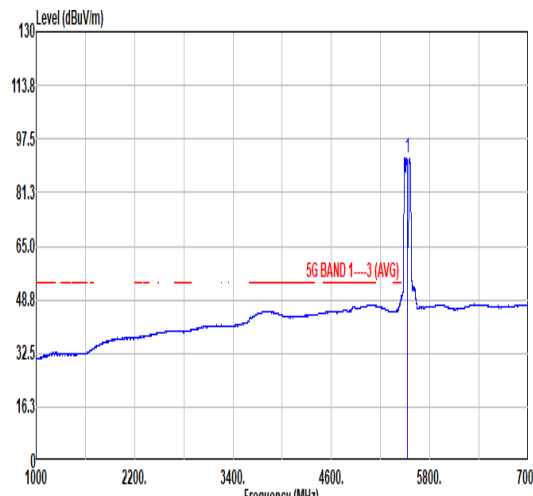


Mode	59																																																																																																
	Band Edge - L																																																																																																
	U-NII-2C_5.47-5.725_802.11be EHT80_CH106_Puncturing 20M_5530MHz																																																																																																
ANT	CDD 1+2																																																																																																
Pol.	Horizontal	Fundamental																																																																																															
Peak	<table border="1"> <thead> <tr> <th>Limit</th> <th>Read</th> <th>Ant</th> <th>Cable</th> <th>Preamp</th> <th>Aux</th> <th>APos</th> <th>TPos</th> <th>Remark</th> </tr> <tr> <th>Freq</th> <th>Level</th> <th>Line Margin</th> <th>Level Factor</th> <th>Loss Factor</th> <th>Loss Factor</th> <th>Factor</th> <th></th> <th></th> </tr> <tr> <th>MHz</th> <th>dBuV/m</th> <th>dBuV/m</th> <th>dB</th> <th>dBuV</th> <th>dB/m</th> <th>dB</th> <th>dB</th> <th>cm</th> <th>deg</th> </tr> </thead> <tbody> <tr> <td>1</td> <td>5448.02</td> <td>66.40</td> <td>74.00</td> <td>-7.60</td> <td>50.53</td> <td>34.52</td> <td>10.96</td> <td>29.61</td> <td>0.00</td> <td>100</td> <td>116</td> <td>PEAK</td> </tr> <tr> <td>2</td> <td>5468.18</td> <td>63.12</td> <td>68.30</td> <td>-5.18</td> <td>47.22</td> <td>34.53</td> <td>10.99</td> <td>29.62</td> <td>0.00</td> <td>100</td> <td>116</td> <td>PEAK</td> </tr> </tbody> </table>	Limit	Read	Ant	Cable	Preamp	Aux	APos	TPos	Remark	Freq	Level	Line Margin	Level Factor	Loss Factor	Loss Factor	Factor			MHz	dBuV/m	dBuV/m	dB	dBuV	dB/m	dB	dB	cm	deg	1	5448.02	66.40	74.00	-7.60	50.53	34.52	10.96	29.61	0.00	100	116	PEAK	2	5468.18	63.12	68.30	-5.18	47.22	34.53	10.99	29.62	0.00	100	116	PEAK	<table border="1"> <thead> <tr> <th>Limit</th> <th>Read</th> <th>Ant</th> <th>Cable</th> <th>Preamp</th> <th>Aux</th> <th>APos</th> <th>TPos</th> <th>Remark</th> </tr> <tr> <th>Freq</th> <th>Level</th> <th>Line Margin</th> <th>Level Factor</th> <th>Loss Factor</th> <th>Loss Factor</th> <th>Factor</th> <th></th> <th></th> </tr> <tr> <th>MHz</th> <th>dBuV/m</th> <th>dBuV/m</th> <th>dB</th> <th>dBuV</th> <th>dB/m</th> <th>dB</th> <th>dB</th> <th>cm</th> <th>deg</th> </tr> </thead> <tbody> <tr> <td>1</td> <td>5530.00</td> <td>105.74</td> <td>-----</td> <td>-----</td> <td>89.75</td> <td>34.58</td> <td>11.12</td> <td>29.71</td> <td>0.00</td> <td>100</td> <td>116</td> <td>PEAK</td> </tr> </tbody> </table>	Limit	Read	Ant	Cable	Preamp	Aux	APos	TPos	Remark	Freq	Level	Line Margin	Level Factor	Loss Factor	Loss Factor	Factor			MHz	dBuV/m	dBuV/m	dB	dBuV	dB/m	dB	dB	cm	deg	1	5530.00	105.74	-----	-----	89.75	34.58	11.12	29.71	0.00	100	116	PEAK
	Limit	Read	Ant	Cable	Preamp	Aux	APos	TPos	Remark																																																																																								
Freq	Level	Line Margin	Level Factor	Loss Factor	Loss Factor	Factor																																																																																											
MHz	dBuV/m	dBuV/m	dB	dBuV	dB/m	dB	dB	cm	deg																																																																																								
1	5448.02	66.40	74.00	-7.60	50.53	34.52	10.96	29.61	0.00	100	116	PEAK																																																																																					
2	5468.18	63.12	68.30	-5.18	47.22	34.53	10.99	29.62	0.00	100	116	PEAK																																																																																					
Limit	Read	Ant	Cable	Preamp	Aux	APos	TPos	Remark																																																																																									
Freq	Level	Line Margin	Level Factor	Loss Factor	Loss Factor	Factor																																																																																											
MHz	dBuV/m	dBuV/m	dB	dBuV	dB/m	dB	dB	cm	deg																																																																																								
1	5530.00	105.74	-----	-----	89.75	34.58	11.12	29.71	0.00	100	116	PEAK																																																																																					
Avg	<table border="1"> <thead> <tr> <th>Limit</th> <th>Read</th> <th>Ant</th> <th>Cable</th> <th>Preamp</th> <th>Aux</th> <th>APos</th> <th>TPos</th> <th>Remark</th> </tr> <tr> <th>Freq</th> <th>Level</th> <th>Line Margin</th> <th>Level Factor</th> <th>Loss Factor</th> <th>Loss Factor</th> <th>Factor</th> <th></th> <th></th> </tr> <tr> <th>MHz</th> <th>dBuV/m</th> <th>dBuV/m</th> <th>dB</th> <th>dBuV</th> <th>dB/m</th> <th>dB</th> <th>dB</th> <th>cm</th> <th>deg</th> </tr> </thead> <tbody> <tr> <td>1</td> <td>5451.57</td> <td>50.61</td> <td>54.00</td> <td>-3.39</td> <td>34.72</td> <td>34.53</td> <td>10.97</td> <td>29.61</td> <td>0.00</td> <td>100</td> <td>116</td> <td>AVERAGE</td> </tr> </tbody> </table>	Limit	Read	Ant	Cable	Preamp	Aux	APos	TPos	Remark	Freq	Level	Line Margin	Level Factor	Loss Factor	Loss Factor	Factor			MHz	dBuV/m	dBuV/m	dB	dBuV	dB/m	dB	dB	cm	deg	1	5451.57	50.61	54.00	-3.39	34.72	34.53	10.97	29.61	0.00	100	116	AVERAGE	<table border="1"> <thead> <tr> <th>Limit</th> <th>Read</th> <th>Ant</th> <th>Cable</th> <th>Preamp</th> <th>Aux</th> <th>APos</th> <th>TPos</th> <th>Remark</th> </tr> <tr> <th>Freq</th> <th>Level</th> <th>Line Margin</th> <th>Level Factor</th> <th>Loss Factor</th> <th>Loss Factor</th> <th>Factor</th> <th></th> <th></th> </tr> <tr> <th>MHz</th> <th>dBuV/m</th> <th>dBuV/m</th> <th>dB</th> <th>dBuV</th> <th>dB/m</th> <th>dB</th> <th>dB</th> <th>cm</th> <th>deg</th> </tr> </thead> <tbody> <tr> <td>1</td> <td>5530.00</td> <td>93.49</td> <td>-----</td> <td>-----</td> <td>77.50</td> <td>34.58</td> <td>11.12</td> <td>29.71</td> <td>0.00</td> <td>100</td> <td>116</td> <td>AVERAGE</td> </tr> </tbody> </table>	Limit	Read	Ant	Cable	Preamp	Aux	APos	TPos	Remark	Freq	Level	Line Margin	Level Factor	Loss Factor	Loss Factor	Factor			MHz	dBuV/m	dBuV/m	dB	dBuV	dB/m	dB	dB	cm	deg	1	5530.00	93.49	-----	-----	77.50	34.58	11.12	29.71	0.00	100	116	AVERAGE													
Limit	Read	Ant	Cable	Preamp	Aux	APos	TPos	Remark																																																																																									
Freq	Level	Line Margin	Level Factor	Loss Factor	Loss Factor	Factor																																																																																											
MHz	dBuV/m	dBuV/m	dB	dBuV	dB/m	dB	dB	cm	deg																																																																																								
1	5451.57	50.61	54.00	-3.39	34.72	34.53	10.97	29.61	0.00	100	116	AVERAGE																																																																																					
Limit	Read	Ant	Cable	Preamp	Aux	APos	TPos	Remark																																																																																									
Freq	Level	Line Margin	Level Factor	Loss Factor	Loss Factor	Factor																																																																																											
MHz	dBuV/m	dBuV/m	dB	dBuV	dB/m	dB	dB	cm	deg																																																																																								
1	5530.00	93.49	-----	-----	77.50	34.58	11.12	29.71	0.00	100	116	AVERAGE																																																																																					



Mode	59																																						
	Band Edge - R																																						
	U-NII-2C_5.47-5.725_802.11be EHT80_CH106_Puncturing 20M_5530MHz																																						
ANT	CDD 1+2																																						
Pol.	Horizontal	Fundamental																																					
Peak	<p>Level (dBuV/m)</p> <p>Frequency (MHz)</p> <p>56 BAND 1---3</p> <table border="1"> <thead> <tr> <th>Limit</th> <th>Read</th> <th>Ant</th> <th>Cable</th> <th>Preamp</th> <th>Aux</th> <th>APos</th> <th>TPos</th> </tr> <tr> <th>Freq</th> <th>Level</th> <th>Line Margin</th> <th>Level Factor</th> <th>Loss Factor</th> <th>Loss Factor</th> <th>Factor</th> <th>Remark</th> </tr> <tr> <th>MHz</th> <th>dBuV/m</th> <th>dBuV/m</th> <th>dB</th> <th>dBuV</th> <th>dB/m</th> <th>dB</th> <th>dB</th> <th>cm</th> <th>deg</th> </tr> </thead> <tbody> <tr> <td>1 5753.38</td> <td>56.88</td> <td>68.30</td> <td>-11.42</td> <td>40.42</td> <td>34.90</td> <td>11.34</td> <td>29.78</td> <td>0.00</td> <td>100</td> <td>116 PEAK</td> </tr> </tbody> </table>	Limit	Read	Ant	Cable	Preamp	Aux	APos	TPos	Freq	Level	Line Margin	Level Factor	Loss Factor	Loss Factor	Factor	Remark	MHz	dBuV/m	dBuV/m	dB	dBuV	dB/m	dB	dB	cm	deg	1 5753.38	56.88	68.30	-11.42	40.42	34.90	11.34	29.78	0.00	100	116 PEAK	Blank
Limit	Read	Ant	Cable	Preamp	Aux	APos	TPos																																
Freq	Level	Line Margin	Level Factor	Loss Factor	Loss Factor	Factor	Remark																																
MHz	dBuV/m	dBuV/m	dB	dBuV	dB/m	dB	dB	cm	deg																														
1 5753.38	56.88	68.30	-11.42	40.42	34.90	11.34	29.78	0.00	100	116 PEAK																													



		59																																																																																															
Mode		Band Edge - L																																																																																															
		U-NII-2C_5.47-5.725_802.11be EHT80_CH106_Puncturing 20M_5530MHz																																																																																															
ANT		CDD 1+2																																																																																															
Pol.		Vertical				Fundamental																																																																																											
Peak	 <p>Level (dBuV/m) vs Frequency (MHz) for Vertical polarization. Shows a peak at 5458 MHz. Limit line for 5G BAND 1-3 is at 65.0 dBuV/m.</p> <table border="1"> <thead> <tr> <th>Limit</th> <th>Read</th> <th>Ant</th> <th>Cable</th> <th>Preamp</th> <th>Aux</th> <th>APos</th> <th>TPos</th> <th>Remark</th> </tr> <tr> <th>Freq</th> <th>Level</th> <th>Line Margin</th> <th>Level Factor</th> <th>Loss Factor</th> <th>Factor</th> <th>Factor</th> <th>Factor</th> <th></th> </tr> <tr> <th>MHz</th> <th>dBuV/m</th> <th>dBuV/m</th> <th>dB</th> <th>dBuV</th> <th>dB/m</th> <th>dB</th> <th>dB</th> <th>cm</th> <th>deg</th> </tr> </thead> <tbody> <tr> <td>1</td> <td>5452.34</td> <td>60.67</td> <td>74.00</td> <td>-13.33</td> <td>44.78</td> <td>34.53</td> <td>10.97</td> <td>29.61</td> <td>0.00</td> <td>308</td> <td>66</td> <td>PEAK</td> </tr> <tr> <td>2</td> <td>5466.38</td> <td>60.67</td> <td>68.30</td> <td>-7.63</td> <td>44.77</td> <td>34.53</td> <td>10.99</td> <td>29.62</td> <td>0.00</td> <td>308</td> <td>66</td> <td>PEAK</td> </tr> </tbody> </table>	Limit	Read	Ant	Cable	Preamp	Aux	APos	TPos	Remark	Freq	Level	Line Margin	Level Factor	Loss Factor	Factor	Factor	Factor		MHz	dBuV/m	dBuV/m	dB	dBuV	dB/m	dB	dB	cm	deg	1	5452.34	60.67	74.00	-13.33	44.78	34.53	10.97	29.61	0.00	308	66	PEAK	2	5466.38	60.67	68.30	-7.63	44.77	34.53	10.99	29.62	0.00	308	66	PEAK	 <p>Level (dBuV/m) vs Frequency (MHz) for Fundamental polarization. Shows a peak at 5530 MHz. Limit line for 5G BAND 1-3 is at 65.0 dBuV/m.</p> <table border="1"> <thead> <tr> <th>Limit</th> <th>Read</th> <th>Ant</th> <th>Cable</th> <th>Preamp</th> <th>Aux</th> <th>APos</th> <th>TPos</th> <th>Remark</th> </tr> <tr> <th>Freq</th> <th>Level</th> <th>Line Margin</th> <th>Level Factor</th> <th>Loss Factor</th> <th>Factor</th> <th>Factor</th> <th>Factor</th> <th></th> </tr> <tr> <th>MHz</th> <th>dBuV/m</th> <th>dBuV/m</th> <th>dB</th> <th>dBuV</th> <th>dB/m</th> <th>dB</th> <th>dB</th> <th>cm</th> <th>deg</th> </tr> </thead> <tbody> <tr> <td>1</td> <td>5530.00</td> <td>101.74</td> <td>-----</td> <td>-----</td> <td>85.80</td> <td>34.55</td> <td>11.03</td> <td>29.64</td> <td>0.00</td> <td>308</td> <td>66</td> <td>PEAK</td> </tr> </tbody> </table>	Limit	Read	Ant	Cable	Preamp	Aux	APos	TPos	Remark	Freq	Level	Line Margin	Level Factor	Loss Factor	Factor	Factor	Factor		MHz	dBuV/m	dBuV/m	dB	dBuV	dB/m	dB	dB	cm	deg	1	5530.00	101.74	-----	-----	85.80	34.55	11.03	29.64	0.00	308	66	PEAK
	Limit	Read	Ant	Cable	Preamp	Aux	APos	TPos	Remark																																																																																								
Freq	Level	Line Margin	Level Factor	Loss Factor	Factor	Factor	Factor																																																																																										
MHz	dBuV/m	dBuV/m	dB	dBuV	dB/m	dB	dB	cm	deg																																																																																								
1	5452.34	60.67	74.00	-13.33	44.78	34.53	10.97	29.61	0.00	308	66	PEAK																																																																																					
2	5466.38	60.67	68.30	-7.63	44.77	34.53	10.99	29.62	0.00	308	66	PEAK																																																																																					
Limit	Read	Ant	Cable	Preamp	Aux	APos	TPos	Remark																																																																																									
Freq	Level	Line Margin	Level Factor	Loss Factor	Factor	Factor	Factor																																																																																										
MHz	dBuV/m	dBuV/m	dB	dBuV	dB/m	dB	dB	cm	deg																																																																																								
1	5530.00	101.74	-----	-----	85.80	34.55	11.03	29.64	0.00	308	66	PEAK																																																																																					
Avg	 <p>Level (dBuV/m) vs Frequency (MHz) for Vertical polarization. Shows average level with a peak at 5458 MHz. Limit line for 5G BAND 1-3 (AVG) is at 48.8 dBuV/m.</p> <table border="1"> <thead> <tr> <th>Limit</th> <th>Read</th> <th>Ant</th> <th>Cable</th> <th>Preamp</th> <th>Aux</th> <th>APos</th> <th>TPos</th> <th>Remark</th> </tr> <tr> <th>Freq</th> <th>Level</th> <th>Line Margin</th> <th>Level Factor</th> <th>Loss Factor</th> <th>Factor</th> <th>Factor</th> <th>Factor</th> <th></th> </tr> <tr> <th>MHz</th> <th>dBuV/m</th> <th>dBuV/m</th> <th>dB</th> <th>dBuV</th> <th>dB/m</th> <th>dB</th> <th>dB</th> <th>cm</th> <th>deg</th> </tr> </thead> <tbody> <tr> <td>1</td> <td>5454.64</td> <td>49.69</td> <td>54.00</td> <td>-4.31</td> <td>33.80</td> <td>34.53</td> <td>10.97</td> <td>29.61</td> <td>0.00</td> <td>308</td> <td>66</td> <td>AVERAGE</td> </tr> </tbody> </table>	Limit	Read	Ant	Cable	Preamp	Aux	APos	TPos	Remark	Freq	Level	Line Margin	Level Factor	Loss Factor	Factor	Factor	Factor		MHz	dBuV/m	dBuV/m	dB	dBuV	dB/m	dB	dB	cm	deg	1	5454.64	49.69	54.00	-4.31	33.80	34.53	10.97	29.61	0.00	308	66	AVERAGE	 <p>Level (dBuV/m) vs Frequency (MHz) for Fundamental polarization. Shows average level with a peak at 5530 MHz. Limit line for 5G BAND 1-3 (AVG) is at 48.8 dBuV/m.</p> <table border="1"> <thead> <tr> <th>Limit</th> <th>Read</th> <th>Ant</th> <th>Cable</th> <th>Preamp</th> <th>Aux</th> <th>APos</th> <th>TPos</th> <th>Remark</th> </tr> <tr> <th>Freq</th> <th>Level</th> <th>Line Margin</th> <th>Level Factor</th> <th>Loss Factor</th> <th>Factor</th> <th>Factor</th> <th>Factor</th> <th></th> </tr> <tr> <th>MHz</th> <th>dBuV/m</th> <th>dBuV/m</th> <th>dB</th> <th>dBuV</th> <th>dB/m</th> <th>dB</th> <th>dB</th> <th>cm</th> <th>deg</th> </tr> </thead> <tbody> <tr> <td>1</td> <td>5530.00</td> <td>91.70</td> <td>-----</td> <td>-----</td> <td>75.76</td> <td>34.55</td> <td>11.03</td> <td>29.64</td> <td>0.00</td> <td>308</td> <td>66</td> <td>AVERAGE</td> </tr> </tbody> </table>	Limit	Read	Ant	Cable	Preamp	Aux	APos	TPos	Remark	Freq	Level	Line Margin	Level Factor	Loss Factor	Factor	Factor	Factor		MHz	dBuV/m	dBuV/m	dB	dBuV	dB/m	dB	dB	cm	deg	1	5530.00	91.70	-----	-----	75.76	34.55	11.03	29.64	0.00	308	66	AVERAGE													
	Limit	Read	Ant	Cable	Preamp	Aux	APos	TPos	Remark																																																																																								
Freq	Level	Line Margin	Level Factor	Loss Factor	Factor	Factor	Factor																																																																																										
MHz	dBuV/m	dBuV/m	dB	dBuV	dB/m	dB	dB	cm	deg																																																																																								
1	5454.64	49.69	54.00	-4.31	33.80	34.53	10.97	29.61	0.00	308	66	AVERAGE																																																																																					
Limit	Read	Ant	Cable	Preamp	Aux	APos	TPos	Remark																																																																																									
Freq	Level	Line Margin	Level Factor	Loss Factor	Factor	Factor	Factor																																																																																										
MHz	dBuV/m	dBuV/m	dB	dBuV	dB/m	dB	dB	cm	deg																																																																																								
1	5530.00	91.70	-----	-----	75.76	34.55	11.03	29.64	0.00	308	66	AVERAGE																																																																																					



Mode	59																																													
	Band Edge - R																																													
	U-NII-2C_5.470-5.725_802.11be EHT80_CH106_Puncturing 20M_5530MHz																																													
ANT	CDD 1+2																																													
Pol.	Vertical	Fundamental																																												
Peak	<p>Level (dBuV/m)</p> <p>Frequency (MHz)</p> <p>5G BAND 1-3</p> <table border="1"> <thead> <tr> <th>Limit</th> <th>Read</th> <th>Ant</th> <th>Cable</th> <th>Preamp</th> <th>Aux</th> <th>APos</th> <th>TPos</th> <th>Remark</th> </tr> <tr> <th>Freq</th> <th>Level</th> <th>Line</th> <th>Margin</th> <th>Level</th> <th>Factor</th> <th>Loss</th> <th>Factor</th> <th>Factor</th> <th>cm</th> <th>deg</th> </tr> <tr> <th>MHz</th> <th>dBuV/m</th> <th>dBuV/m</th> <th>dB</th> <th>dBuV</th> <th>dB/m</th> <th>dB</th> <th>dB</th> <th>dB</th> <th>cm</th> <th>deg</th> </tr> </thead> <tbody> <tr> <td>1</td> <td>5729.88</td> <td>57.16</td> <td>68.30</td> <td>-11.14</td> <td>40.79</td> <td>34.85</td> <td>11.31</td> <td>29.79</td> <td>0.00</td> <td>308</td> <td>66</td> <td>PEAK</td> </tr> </tbody> </table>	Limit	Read	Ant	Cable	Preamp	Aux	APos	TPos	Remark	Freq	Level	Line	Margin	Level	Factor	Loss	Factor	Factor	cm	deg	MHz	dBuV/m	dBuV/m	dB	dBuV	dB/m	dB	dB	dB	cm	deg	1	5729.88	57.16	68.30	-11.14	40.79	34.85	11.31	29.79	0.00	308	66	PEAK	Blank
Limit	Read	Ant	Cable	Preamp	Aux	APos	TPos	Remark																																						
Freq	Level	Line	Margin	Level	Factor	Loss	Factor	Factor	cm	deg																																				
MHz	dBuV/m	dBuV/m	dB	dBuV	dB/m	dB	dB	dB	cm	deg																																				
1	5729.88	57.16	68.30	-11.14	40.79	34.85	11.31	29.79	0.00	308	66	PEAK																																		





		60																																																																														
Mode		Band Edge - L																																																																														
		U-NII-2A_5.15-5.35_802.11be EHT160_CH50_Puncturing 40M_5250MHz																																																																														
ANT		CDD 1+2																																																																														
Pol.	Horizontal	Fundamental																																																																														
Peak	<table border="1"> <thead> <tr> <th>Limit</th> <th>Read</th> <th>Ant</th> <th>Cable</th> <th>Preamp</th> <th>Aux</th> <th>APos</th> <th>TPos</th> </tr> <tr> <th>Freq</th> <th>Level</th> <th>Line Margin</th> <th>Level Factor</th> <th>Loss Factor</th> <th>Factor</th> <th></th> <th>Remark</th> </tr> <tr> <th>MHz</th> <th>dBuV/m</th> <th>dBuV/m</th> <th>dB</th> <th>dBuV</th> <th>dB/m</th> <th>dB</th> <th>dB</th> <th>cm</th> <th>deg</th> </tr> </thead> <tbody> <tr> <td>1</td> <td>5072.38</td> <td>60.62</td> <td>74.00</td> <td>-13.38</td> <td>45.03</td> <td>34.24</td> <td>10.59</td> <td>29.24</td> <td>0.00</td> <td>103</td> <td>118</td> <td>PEAK</td> </tr> </tbody> </table>	Limit	Read	Ant	Cable	Preamp	Aux	APos	TPos	Freq	Level	Line Margin	Level Factor	Loss Factor	Factor		Remark	MHz	dBuV/m	dBuV/m	dB	dBuV	dB/m	dB	dB	cm	deg	1	5072.38	60.62	74.00	-13.38	45.03	34.24	10.59	29.24	0.00	103	118	PEAK	<table border="1"> <thead> <tr> <th>Limit</th> <th>Read</th> <th>Ant</th> <th>Cable</th> <th>Preamp</th> <th>Aux</th> <th>APos</th> <th>TPos</th> </tr> <tr> <th>Freq</th> <th>Level</th> <th>Line Margin</th> <th>Level Factor</th> <th>Loss Factor</th> <th>Factor</th> <th></th> <th>Remark</th> </tr> <tr> <th>MHz</th> <th>dBuV/m</th> <th>dBuV/m</th> <th>dB</th> <th>dBuV</th> <th>dB/m</th> <th>dB</th> <th>dB</th> <th>cm</th> <th>deg</th> </tr> </thead> <tbody> <tr> <td>1</td> <td>5250.00</td> <td>99.44</td> <td>-----</td> <td>-----</td> <td>83.65</td> <td>34.50</td> <td>10.71</td> <td>29.42</td> <td>0.00</td> <td>103</td> <td>118</td> <td>PEAK</td> </tr> </tbody> </table>	Limit	Read	Ant	Cable	Preamp	Aux	APos	TPos	Freq	Level	Line Margin	Level Factor	Loss Factor	Factor		Remark	MHz	dBuV/m	dBuV/m	dB	dBuV	dB/m	dB	dB	cm	deg	1	5250.00	99.44	-----	-----	83.65	34.50	10.71	29.42	0.00	103	118	PEAK
	Limit	Read	Ant	Cable	Preamp	Aux	APos	TPos																																																																								
Freq	Level	Line Margin	Level Factor	Loss Factor	Factor		Remark																																																																									
MHz	dBuV/m	dBuV/m	dB	dBuV	dB/m	dB	dB	cm	deg																																																																							
1	5072.38	60.62	74.00	-13.38	45.03	34.24	10.59	29.24	0.00	103	118	PEAK																																																																				
Limit	Read	Ant	Cable	Preamp	Aux	APos	TPos																																																																									
Freq	Level	Line Margin	Level Factor	Loss Factor	Factor		Remark																																																																									
MHz	dBuV/m	dBuV/m	dB	dBuV	dB/m	dB	dB	cm	deg																																																																							
1	5250.00	99.44	-----	-----	83.65	34.50	10.71	29.42	0.00	103	118	PEAK																																																																				
Avg	<table border="1"> <thead> <tr> <th>Limit</th> <th>Read</th> <th>Ant</th> <th>Cable</th> <th>Preamp</th> <th>Aux</th> <th>APos</th> <th>TPos</th> </tr> <tr> <th>Freq</th> <th>Level</th> <th>Line Margin</th> <th>Level Factor</th> <th>Loss Factor</th> <th>Factor</th> <th></th> <th>Remark</th> </tr> <tr> <th>MHz</th> <th>dBuV/m</th> <th>dBuV/m</th> <th>dB</th> <th>dBuV</th> <th>dB/m</th> <th>dB</th> <th>dB</th> <th>cm</th> <th>deg</th> </tr> </thead> <tbody> <tr> <td>1</td> <td>5091.63</td> <td>49.36</td> <td>54.00</td> <td>-4.64</td> <td>33.73</td> <td>34.28</td> <td>10.60</td> <td>29.25</td> <td>0.00</td> <td>103</td> <td>118</td> <td>AVERAGE</td> </tr> </tbody> </table>	Limit	Read	Ant	Cable	Preamp	Aux	APos	TPos	Freq	Level	Line Margin	Level Factor	Loss Factor	Factor		Remark	MHz	dBuV/m	dBuV/m	dB	dBuV	dB/m	dB	dB	cm	deg	1	5091.63	49.36	54.00	-4.64	33.73	34.28	10.60	29.25	0.00	103	118	AVERAGE	<table border="1"> <thead> <tr> <th>Limit</th> <th>Read</th> <th>Ant</th> <th>Cable</th> <th>Preamp</th> <th>Aux</th> <th>APos</th> <th>TPos</th> </tr> <tr> <th>Freq</th> <th>Level</th> <th>Line Margin</th> <th>Level Factor</th> <th>Loss Factor</th> <th>Factor</th> <th></th> <th>Remark</th> </tr> <tr> <th>MHz</th> <th>dBuV/m</th> <th>dBuV/m</th> <th>dB</th> <th>dBuV</th> <th>dB/m</th> <th>dB</th> <th>dB</th> <th>cm</th> <th>deg</th> </tr> </thead> <tbody> <tr> <td>1</td> <td>5250.00</td> <td>89.30</td> <td>-----</td> <td>-----</td> <td>73.53</td> <td>34.48</td> <td>10.64</td> <td>29.35</td> <td>0.00</td> <td>103</td> <td>118</td> <td>AVERAGE</td> </tr> </tbody> </table>	Limit	Read	Ant	Cable	Preamp	Aux	APos	TPos	Freq	Level	Line Margin	Level Factor	Loss Factor	Factor		Remark	MHz	dBuV/m	dBuV/m	dB	dBuV	dB/m	dB	dB	cm	deg	1	5250.00	89.30	-----	-----	73.53	34.48	10.64	29.35	0.00	103	118	AVERAGE
	Limit	Read	Ant	Cable	Preamp	Aux	APos	TPos																																																																								
Freq	Level	Line Margin	Level Factor	Loss Factor	Factor		Remark																																																																									
MHz	dBuV/m	dBuV/m	dB	dBuV	dB/m	dB	dB	cm	deg																																																																							
1	5091.63	49.36	54.00	-4.64	33.73	34.28	10.60	29.25	0.00	103	118	AVERAGE																																																																				
Limit	Read	Ant	Cable	Preamp	Aux	APos	TPos																																																																									
Freq	Level	Line Margin	Level Factor	Loss Factor	Factor		Remark																																																																									
MHz	dBuV/m	dBuV/m	dB	dBuV	dB/m	dB	dB	cm	deg																																																																							
1	5250.00	89.30	-----	-----	73.53	34.48	10.64	29.35	0.00	103	118	AVERAGE																																																																				



Mode	60																																							
	Band Edge - R																																							
	U-NII-2A_5.15-5.35_802.11be EHT160_CH50_Puncturing 40M_5250MHz																																							
ANT	CDD 1+2																																							
Pol.	Horizontal	Fundamental																																						
Peak	<table border="1"> <thead> <tr> <th>Limit</th> <th>Read</th> <th>Ant</th> <th>Cable</th> <th>Preamp</th> <th>Aux</th> <th>APos</th> <th>TPos</th> <th>Remark</th> </tr> <tr> <th>Freq</th> <th>Level</th> <th>Line</th> <th>Margin</th> <th>Level</th> <th>Factor</th> <th>Loss</th> <th>Factor</th> <th>Factor</th> </tr> <tr> <th>MHz</th> <th>dBuV/m</th> <th>dBuV/m</th> <th>dB</th> <th>dBuV</th> <th>dB/m</th> <th>dB</th> <th>dB</th> <th>cm</th> <th>deg</th> </tr> </thead> <tbody> <tr> <td>1 5392.49</td> <td>61.74</td> <td>74.00</td> <td>-12.26</td> <td>45.92</td> <td>34.50</td> <td>10.88</td> <td>29.56</td> <td>0.00</td> <td>103 118 PEAK</td> </tr> </tbody> </table>	Limit	Read	Ant	Cable	Preamp	Aux	APos	TPos	Remark	Freq	Level	Line	Margin	Level	Factor	Loss	Factor	Factor	MHz	dBuV/m	dBuV/m	dB	dBuV	dB/m	dB	dB	cm	deg	1 5392.49	61.74	74.00	-12.26	45.92	34.50	10.88	29.56	0.00	103 118 PEAK	Blank
Limit	Read	Ant	Cable	Preamp	Aux	APos	TPos	Remark																																
Freq	Level	Line	Margin	Level	Factor	Loss	Factor	Factor																																
MHz	dBuV/m	dBuV/m	dB	dBuV	dB/m	dB	dB	cm	deg																															
1 5392.49	61.74	74.00	-12.26	45.92	34.50	10.88	29.56	0.00	103 118 PEAK																															
Avg	<table border="1"> <thead> <tr> <th>Limit</th> <th>Read</th> <th>Ant</th> <th>Cable</th> <th>Preamp</th> <th>Aux</th> <th>APos</th> <th>TPos</th> <th>Remark</th> </tr> <tr> <th>Freq</th> <th>Level</th> <th>Line</th> <th>Margin</th> <th>Level</th> <th>Factor</th> <th>Loss</th> <th>Factor</th> <th>Factor</th> </tr> <tr> <th>MHz</th> <th>dBuV/m</th> <th>dBuV/m</th> <th>dB</th> <th>dBuV</th> <th>dB/m</th> <th>dB</th> <th>dB</th> <th>cm</th> <th>deg</th> </tr> </thead> <tbody> <tr> <td>1 5392.45</td> <td>50.47</td> <td>54.00</td> <td>-3.53</td> <td>34.65</td> <td>34.50</td> <td>10.88</td> <td>29.56</td> <td>0.00</td> <td>103 118 AVERAGE</td> </tr> </tbody> </table>	Limit	Read	Ant	Cable	Preamp	Aux	APos	TPos	Remark	Freq	Level	Line	Margin	Level	Factor	Loss	Factor	Factor	MHz	dBuV/m	dBuV/m	dB	dBuV	dB/m	dB	dB	cm	deg	1 5392.45	50.47	54.00	-3.53	34.65	34.50	10.88	29.56	0.00	103 118 AVERAGE	Blank
Limit	Read	Ant	Cable	Preamp	Aux	APos	TPos	Remark																																
Freq	Level	Line	Margin	Level	Factor	Loss	Factor	Factor																																
MHz	dBuV/m	dBuV/m	dB	dBuV	dB/m	dB	dB	cm	deg																															
1 5392.45	50.47	54.00	-3.53	34.65	34.50	10.88	29.56	0.00	103 118 AVERAGE																															



Mode	60																																																																															
	Band Edge - L																																																																															
	U-NII-2A_5.15-5.35_802.11be EHT160_CH50_Puncturing 40M_5250MHz																																																																															
ANT	CDD 1+2																																																																															
Pol.	Vertical	Fundamental																																																																														
Peak	<table border="1"> <thead> <tr> <th>Limit</th> <th>Read</th> <th>Ant</th> <th>Cable</th> <th>Preamp</th> <th>Aux</th> <th>APos</th> <th>TPos</th> </tr> <tr> <th>Freq</th> <th>Level</th> <th>Line Margin</th> <th>Level Factor</th> <th>Loss Factor</th> <th>Factor</th> <th></th> <th>Remark</th> </tr> <tr> <th>MHz</th> <th>dBuV/m</th> <th>dBuV/m</th> <th>dB</th> <th>dBuV</th> <th>dB/m</th> <th>dB</th> <th>dB</th> <th>cm</th> <th>deg</th> </tr> </thead> <tbody> <tr> <td>1</td> <td>5136.88</td> <td>60.16</td> <td>74.00</td> <td>-13.84</td> <td>44.48</td> <td>34.37</td> <td>10.61</td> <td>29.30</td> <td>0.00</td> <td>300</td> <td>67</td> <td>PEAK</td> </tr> </tbody> </table>	Limit	Read	Ant	Cable	Preamp	Aux	APos	TPos	Freq	Level	Line Margin	Level Factor	Loss Factor	Factor		Remark	MHz	dBuV/m	dBuV/m	dB	dBuV	dB/m	dB	dB	cm	deg	1	5136.88	60.16	74.00	-13.84	44.48	34.37	10.61	29.30	0.00	300	67	PEAK	<table border="1"> <thead> <tr> <th>Limit</th> <th>Read</th> <th>Ant</th> <th>Cable</th> <th>Preamp</th> <th>Aux</th> <th>APos</th> <th>TPos</th> </tr> <tr> <th>Freq</th> <th>Level</th> <th>Line Margin</th> <th>Level Factor</th> <th>Loss Factor</th> <th>Factor</th> <th></th> <th>Remark</th> </tr> <tr> <th>MHz</th> <th>dBuV/m</th> <th>dBuV/m</th> <th>dB</th> <th>dBuV</th> <th>dB/m</th> <th>dB</th> <th>dB</th> <th>cm</th> <th>deg</th> </tr> </thead> <tbody> <tr> <td>1</td> <td>5250.00</td> <td>98.52</td> <td>-----</td> <td>-----</td> <td>82.72</td> <td>34.50</td> <td>10.76</td> <td>29.46</td> <td>0.00</td> <td>300</td> <td>67</td> <td>PEAK</td> </tr> </tbody> </table>	Limit	Read	Ant	Cable	Preamp	Aux	APos	TPos	Freq	Level	Line Margin	Level Factor	Loss Factor	Factor		Remark	MHz	dBuV/m	dBuV/m	dB	dBuV	dB/m	dB	dB	cm	deg	1	5250.00	98.52	-----	-----	82.72	34.50	10.76	29.46	0.00	300	67	PEAK
	Limit	Read	Ant	Cable	Preamp	Aux	APos	TPos																																																																								
Freq	Level	Line Margin	Level Factor	Loss Factor	Factor		Remark																																																																									
MHz	dBuV/m	dBuV/m	dB	dBuV	dB/m	dB	dB	cm	deg																																																																							
1	5136.88	60.16	74.00	-13.84	44.48	34.37	10.61	29.30	0.00	300	67	PEAK																																																																				
Limit	Read	Ant	Cable	Preamp	Aux	APos	TPos																																																																									
Freq	Level	Line Margin	Level Factor	Loss Factor	Factor		Remark																																																																									
MHz	dBuV/m	dBuV/m	dB	dBuV	dB/m	dB	dB	cm	deg																																																																							
1	5250.00	98.52	-----	-----	82.72	34.50	10.76	29.46	0.00	300	67	PEAK																																																																				
Avg	<table border="1"> <thead> <tr> <th>Limit</th> <th>Read</th> <th>Ant</th> <th>Cable</th> <th>Preamp</th> <th>Aux</th> <th>APos</th> <th>TPos</th> </tr> <tr> <th>Freq</th> <th>Level</th> <th>Line Margin</th> <th>Level Factor</th> <th>Loss Factor</th> <th>Factor</th> <th></th> <th>Remark</th> </tr> <tr> <th>MHz</th> <th>dBuV/m</th> <th>dBuV/m</th> <th>dB</th> <th>dBuV</th> <th>dB/m</th> <th>dB</th> <th>dB</th> <th>cm</th> <th>deg</th> </tr> </thead> <tbody> <tr> <td>1</td> <td>5094.62</td> <td>48.60</td> <td>54.00</td> <td>-5.40</td> <td>32.97</td> <td>34.29</td> <td>10.60</td> <td>29.26</td> <td>0.00</td> <td>300</td> <td>67</td> <td>AVERAGE</td> </tr> </tbody> </table>	Limit	Read	Ant	Cable	Preamp	Aux	APos	TPos	Freq	Level	Line Margin	Level Factor	Loss Factor	Factor		Remark	MHz	dBuV/m	dBuV/m	dB	dBuV	dB/m	dB	dB	cm	deg	1	5094.62	48.60	54.00	-5.40	32.97	34.29	10.60	29.26	0.00	300	67	AVERAGE	<table border="1"> <thead> <tr> <th>Limit</th> <th>Read</th> <th>Ant</th> <th>Cable</th> <th>Preamp</th> <th>Aux</th> <th>APos</th> <th>TPos</th> </tr> <tr> <th>Freq</th> <th>Level</th> <th>Line Margin</th> <th>Level Factor</th> <th>Loss Factor</th> <th>Factor</th> <th></th> <th>Remark</th> </tr> <tr> <th>MHz</th> <th>dBuV/m</th> <th>dBuV/m</th> <th>dB</th> <th>dBuV</th> <th>dB/m</th> <th>dB</th> <th>dB</th> <th>cm</th> <th>deg</th> </tr> </thead> <tbody> <tr> <td>1</td> <td>5250.00</td> <td>88.53</td> <td>-----</td> <td>-----</td> <td>72.76</td> <td>34.48</td> <td>10.64</td> <td>29.35</td> <td>0.00</td> <td>300</td> <td>67</td> <td>AVERAGE</td> </tr> </tbody> </table>	Limit	Read	Ant	Cable	Preamp	Aux	APos	TPos	Freq	Level	Line Margin	Level Factor	Loss Factor	Factor		Remark	MHz	dBuV/m	dBuV/m	dB	dBuV	dB/m	dB	dB	cm	deg	1	5250.00	88.53	-----	-----	72.76	34.48	10.64	29.35	0.00	300	67	AVERAGE
Limit	Read	Ant	Cable	Preamp	Aux	APos	TPos																																																																									
Freq	Level	Line Margin	Level Factor	Loss Factor	Factor		Remark																																																																									
MHz	dBuV/m	dBuV/m	dB	dBuV	dB/m	dB	dB	cm	deg																																																																							
1	5094.62	48.60	54.00	-5.40	32.97	34.29	10.60	29.26	0.00	300	67	AVERAGE																																																																				
Limit	Read	Ant	Cable	Preamp	Aux	APos	TPos																																																																									
Freq	Level	Line Margin	Level Factor	Loss Factor	Factor		Remark																																																																									
MHz	dBuV/m	dBuV/m	dB	dBuV	dB/m	dB	dB	cm	deg																																																																							
1	5250.00	88.53	-----	-----	72.76	34.48	10.64	29.35	0.00	300	67	AVERAGE																																																																				



Mode	60																																																						
	Band Edge - R																																																						
	U-NII-2A_5.15-5.35_802.11be EHT160_CH50_Puncturing 40M_5250MHz																																																						
ANT	CDD 1+2																																																						
Pol.	Vertical	Fundamental																																																					
Peak	<table border="1"> <thead> <tr> <th>Limit</th> <th>Read</th> <th>Ant</th> <th>Cable</th> <th>Preamp</th> <th>Aux</th> <th>APos</th> <th>TPos</th> </tr> <tr> <th>Freq</th> <th>Level</th> <th>Line</th> <th>Margin</th> <th>Level</th> <th>Factor</th> <th>Loss</th> <th>Factor</th> </tr> <tr> <th>MHz</th> <th>dBuV/m</th> <th>dBuV/m</th> <th>dB</th> <th>dBuV</th> <th>dB/m</th> <th>dB</th> <th>dB</th> </tr> <tr> <th></th> <th></th> <th></th> <th></th> <th></th> <th></th> <th></th> <th>cm</th> </tr> <tr> <th></th> <th></th> <th></th> <th></th> <th></th> <th></th> <th></th> <th>deg</th> </tr> </thead> <tbody> <tr> <td>1</td> <td>5394.38</td> <td>61.27</td> <td>74.00</td> <td>-12.73</td> <td>45.45</td> <td>34.50</td> <td>10.88</td> <td>29.56</td> <td>0.00</td> <td>300</td> <td>67</td> <td>PEAK</td> </tr> </tbody> </table>	Limit	Read	Ant	Cable	Preamp	Aux	APos	TPos	Freq	Level	Line	Margin	Level	Factor	Loss	Factor	MHz	dBuV/m	dBuV/m	dB	dBuV	dB/m	dB	dB								cm								deg	1	5394.38	61.27	74.00	-12.73	45.45	34.50	10.88	29.56	0.00	300	67	PEAK	Blank
Limit	Read	Ant	Cable	Preamp	Aux	APos	TPos																																																
Freq	Level	Line	Margin	Level	Factor	Loss	Factor																																																
MHz	dBuV/m	dBuV/m	dB	dBuV	dB/m	dB	dB																																																
							cm																																																
							deg																																																
1	5394.38	61.27	74.00	-12.73	45.45	34.50	10.88	29.56	0.00	300	67	PEAK																																											
Avg	<table border="1"> <thead> <tr> <th>Limit</th> <th>Read</th> <th>Ant</th> <th>Cable</th> <th>Preamp</th> <th>Aux</th> <th>APos</th> <th>TPos</th> </tr> <tr> <th>Freq</th> <th>Level</th> <th>Line</th> <th>Margin</th> <th>Level</th> <th>Factor</th> <th>Loss</th> <th>Factor</th> </tr> <tr> <th>MHz</th> <th>dBuV/m</th> <th>dBuV/m</th> <th>dB</th> <th>dBuV</th> <th>dB/m</th> <th>dB</th> <th>dB</th> </tr> <tr> <th></th> <th></th> <th></th> <th></th> <th></th> <th></th> <th></th> <th>cm</th> </tr> <tr> <th></th> <th></th> <th></th> <th></th> <th></th> <th></th> <th></th> <th>deg</th> </tr> </thead> <tbody> <tr> <td>1</td> <td>5376.94</td> <td>48.85</td> <td>54.00</td> <td>-5.15</td> <td>33.04</td> <td>34.50</td> <td>10.86</td> <td>29.55</td> <td>0.00</td> <td>300</td> <td>67</td> <td>AVERAGE</td> </tr> </tbody> </table>	Limit	Read	Ant	Cable	Preamp	Aux	APos	TPos	Freq	Level	Line	Margin	Level	Factor	Loss	Factor	MHz	dBuV/m	dBuV/m	dB	dBuV	dB/m	dB	dB								cm								deg	1	5376.94	48.85	54.00	-5.15	33.04	34.50	10.86	29.55	0.00	300	67	AVERAGE	Blank
Limit	Read	Ant	Cable	Preamp	Aux	APos	TPos																																																
Freq	Level	Line	Margin	Level	Factor	Loss	Factor																																																
MHz	dBuV/m	dBuV/m	dB	dBuV	dB/m	dB	dB																																																
							cm																																																
							deg																																																
1	5376.94	48.85	54.00	-5.15	33.04	34.50	10.86	29.55	0.00	300	67	AVERAGE																																											



		61																																																																										
Mode		Band Edge - L																																																																										
		U-NII-2A_5.15-5.35_802.11be EHT160_CH50_Puncturing 40M_5250MHz																																																																										
ANT		CDD 1+2																																																																										
Pol.	Horizontal	Fundamental																																																																										
Peak	<p>Level (dBuV/m) vs Frequency (MHz) plot for Horizontal polarization. The y-axis ranges from 0 to 130 dBuV/m, and the x-axis ranges from 5000 to 5250 MHz. A red horizontal line indicates the 5G BAND 1-3 limit at approximately 65.0 dBuV/m. A sharp peak is visible at 5085.63 MHz.</p> <table border="1"> <thead> <tr> <th>Limit</th> <th>Read</th> <th>Ant</th> <th>Cable</th> <th>Preamp</th> <th>Aux</th> <th>APos</th> <th>TPos</th> </tr> <tr> <th>Freq</th> <th>Level</th> <th>Line</th> <th>Margin</th> <th>Level</th> <th>Factor</th> <th>Loss</th> <th>Factor</th> </tr> <tr> <th>MHz</th> <th>dBuV/m</th> <th>dBuV/m</th> <th>dB</th> <th>dBuV</th> <th>dB/m</th> <th>dB</th> <th>dB</th> </tr> </thead> <tbody> <tr> <td>1</td> <td>5085.63</td> <td>62.15</td> <td>74.00</td> <td>-11.85</td> <td>46.54</td> <td>34.27</td> <td>10.59</td> <td>29.25</td> <td>0.00</td> <td>113</td> <td>122</td> <td>PEAK</td> </tr> </tbody> </table>	Limit	Read	Ant	Cable	Preamp	Aux	APos	TPos	Freq	Level	Line	Margin	Level	Factor	Loss	Factor	MHz	dBuV/m	dBuV/m	dB	dBuV	dB/m	dB	dB	1	5085.63	62.15	74.00	-11.85	46.54	34.27	10.59	29.25	0.00	113	122	PEAK	<p>Level (dBuV/m) vs Frequency (MHz) plot for Fundamental polarization. The y-axis ranges from 0 to 130 dBuV/m, and the x-axis ranges from 1000 to 7000 MHz. A red horizontal line indicates the 5G BAND 1-3 limit at approximately 65.0 dBuV/m. A sharp peak is visible at 5250.00 MHz.</p> <table border="1"> <thead> <tr> <th>Limit</th> <th>Read</th> <th>Ant</th> <th>Cable</th> <th>Preamp</th> <th>Aux</th> <th>APos</th> <th>TPos</th> </tr> <tr> <th>Freq</th> <th>Level</th> <th>Line</th> <th>Margin</th> <th>Level</th> <th>Factor</th> <th>Loss</th> <th>Factor</th> </tr> <tr> <th>MHz</th> <th>dBuV/m</th> <th>dBuV/m</th> <th>dB</th> <th>dBuV</th> <th>dB/m</th> <th>dB</th> <th>dB</th> </tr> </thead> <tbody> <tr> <td>1</td> <td>5250.00</td> <td>99.43</td> <td>-----</td> <td>-----</td> <td>83.65</td> <td>34.50</td> <td>10.68</td> <td>29.40</td> <td>0.00</td> <td>113</td> <td>122</td> <td>PEAK</td> </tr> </tbody> </table>	Limit	Read	Ant	Cable	Preamp	Aux	APos	TPos	Freq	Level	Line	Margin	Level	Factor	Loss	Factor	MHz	dBuV/m	dBuV/m	dB	dBuV	dB/m	dB	dB	1	5250.00	99.43	-----	-----	83.65	34.50	10.68	29.40	0.00	113	122	PEAK
	Limit	Read	Ant	Cable	Preamp	Aux	APos	TPos																																																																				
Freq	Level	Line	Margin	Level	Factor	Loss	Factor																																																																					
MHz	dBuV/m	dBuV/m	dB	dBuV	dB/m	dB	dB																																																																					
1	5085.63	62.15	74.00	-11.85	46.54	34.27	10.59	29.25	0.00	113	122	PEAK																																																																
Limit	Read	Ant	Cable	Preamp	Aux	APos	TPos																																																																					
Freq	Level	Line	Margin	Level	Factor	Loss	Factor																																																																					
MHz	dBuV/m	dBuV/m	dB	dBuV	dB/m	dB	dB																																																																					
1	5250.00	99.43	-----	-----	83.65	34.50	10.68	29.40	0.00	113	122	PEAK																																																																
Avg	<p>Level (dBuV/m) vs Frequency (MHz) plot for Horizontal polarization showing the average spectrum. The y-axis ranges from 0 to 130 dBuV/m, and the x-axis ranges from 5000 to 5250 MHz. A red horizontal line indicates the 5G BAND 1-3 (AVG) limit at approximately 48.8 dBuV/m. A sharp peak is visible at 5091.12 MHz.</p> <table border="1"> <thead> <tr> <th>Limit</th> <th>Read</th> <th>Ant</th> <th>Cable</th> <th>Preamp</th> <th>Aux</th> <th>APos</th> <th>TPos</th> </tr> <tr> <th>Freq</th> <th>Level</th> <th>Line</th> <th>Margin</th> <th>Level</th> <th>Factor</th> <th>Loss</th> <th>Factor</th> </tr> <tr> <th>MHz</th> <th>dBuV/m</th> <th>dBuV/m</th> <th>dB</th> <th>dBuV</th> <th>dB/m</th> <th>dB</th> <th>dB</th> </tr> </thead> <tbody> <tr> <td>1</td> <td>5091.12</td> <td>50.83</td> <td>54.00</td> <td>-3.17</td> <td>35.20</td> <td>34.28</td> <td>10.60</td> <td>29.25</td> <td>0.00</td> <td>113</td> <td>122</td> <td>AVERAGE</td> </tr> </tbody> </table>	Limit	Read	Ant	Cable	Preamp	Aux	APos	TPos	Freq	Level	Line	Margin	Level	Factor	Loss	Factor	MHz	dBuV/m	dBuV/m	dB	dBuV	dB/m	dB	dB	1	5091.12	50.83	54.00	-3.17	35.20	34.28	10.60	29.25	0.00	113	122	AVERAGE	<p>Level (dBuV/m) vs Frequency (MHz) plot for Fundamental polarization showing the average spectrum. The y-axis ranges from 0 to 130 dBuV/m, and the x-axis ranges from 1000 to 7000 MHz. A red horizontal line indicates the 5G BAND 1-3 (AVG) limit at approximately 48.8 dBuV/m. A sharp peak is visible at 5250.00 MHz.</p> <table border="1"> <thead> <tr> <th>Limit</th> <th>Read</th> <th>Ant</th> <th>Cable</th> <th>Preamp</th> <th>Aux</th> <th>APos</th> <th>TPos</th> </tr> <tr> <th>Freq</th> <th>Level</th> <th>Line</th> <th>Margin</th> <th>Level</th> <th>Factor</th> <th>Loss</th> <th>Factor</th> </tr> <tr> <th>MHz</th> <th>dBuV/m</th> <th>dBuV/m</th> <th>dB</th> <th>dBuV</th> <th>dB/m</th> <th>dB</th> <th>dB</th> </tr> </thead> <tbody> <tr> <td>1</td> <td>5250.00</td> <td>89.83</td> <td>-----</td> <td>-----</td> <td>74.05</td> <td>34.50</td> <td>10.68</td> <td>29.40</td> <td>0.00</td> <td>113</td> <td>122</td> <td>AVERAGE</td> </tr> </tbody> </table>	Limit	Read	Ant	Cable	Preamp	Aux	APos	TPos	Freq	Level	Line	Margin	Level	Factor	Loss	Factor	MHz	dBuV/m	dBuV/m	dB	dBuV	dB/m	dB	dB	1	5250.00	89.83	-----	-----	74.05	34.50	10.68	29.40	0.00	113	122	AVERAGE
	Limit	Read	Ant	Cable	Preamp	Aux	APos	TPos																																																																				
Freq	Level	Line	Margin	Level	Factor	Loss	Factor																																																																					
MHz	dBuV/m	dBuV/m	dB	dBuV	dB/m	dB	dB																																																																					
1	5091.12	50.83	54.00	-3.17	35.20	34.28	10.60	29.25	0.00	113	122	AVERAGE																																																																
Limit	Read	Ant	Cable	Preamp	Aux	APos	TPos																																																																					
Freq	Level	Line	Margin	Level	Factor	Loss	Factor																																																																					
MHz	dBuV/m	dBuV/m	dB	dBuV	dB/m	dB	dB																																																																					
1	5250.00	89.83	-----	-----	74.05	34.50	10.68	29.40	0.00	113	122	AVERAGE																																																																

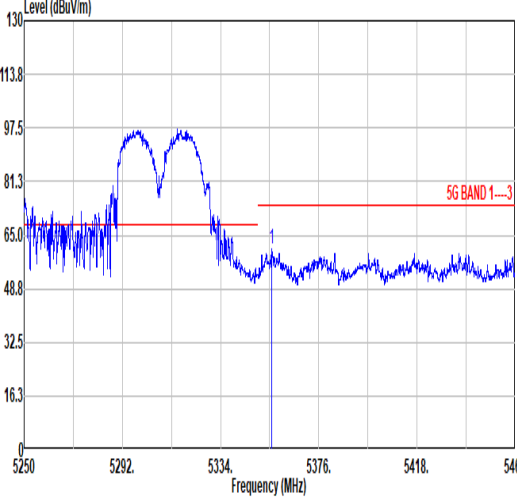
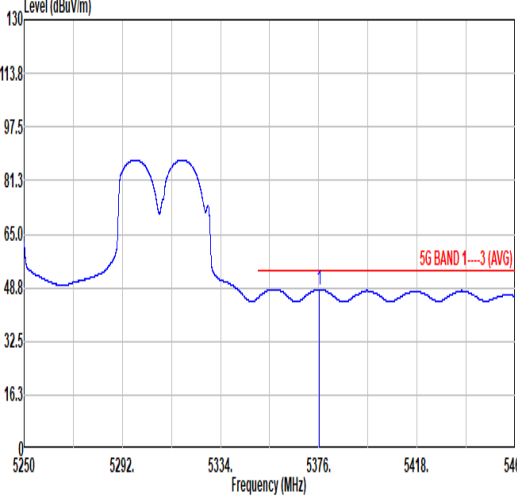


Mode	61																																												
	Band Edge - R																																												
	U-NII-2A_5.15-5.35_802.11be EHT160_CH50_Puncturing 40M_5250MHz																																												
ANT	CDD 1+2																																												
Pol.	Horizontal	Fundamental																																											
Peak	<table border="1"> <thead> <tr> <th>Limit</th> <th>Read</th> <th>Ant</th> <th>Cable</th> <th>Preamp</th> <th>Aux</th> <th>APos</th> <th>TPos</th> <th>Remark</th> </tr> <tr> <th>Freq</th> <th>Level</th> <th>Line</th> <th>Margin</th> <th>Level</th> <th>Factor</th> <th>Loss</th> <th>Factor</th> <th>Factor</th> <th>cm</th> <th>deg</th> </tr> <tr> <th>MHz</th> <th>dBuV/m</th> <th>dBuV/m</th> <th>dB</th> <th>dBuV</th> <th>dB/m</th> <th>dB</th> <th>dB</th> <th>dB</th> <th>cm</th> <th>deg</th> </tr> </thead> <tbody> <tr> <td>1 5438.48</td> <td>60.46</td> <td>74.00</td> <td>-13.54</td> <td>44.59</td> <td>34.52</td> <td>10.95</td> <td>29.60</td> <td>0.00</td> <td>113</td> <td>122</td> <td>PEAK</td> </tr> </tbody> </table>	Limit	Read	Ant	Cable	Preamp	Aux	APos	TPos	Remark	Freq	Level	Line	Margin	Level	Factor	Loss	Factor	Factor	cm	deg	MHz	dBuV/m	dBuV/m	dB	dBuV	dB/m	dB	dB	dB	cm	deg	1 5438.48	60.46	74.00	-13.54	44.59	34.52	10.95	29.60	0.00	113	122	PEAK	Blank
Limit	Read	Ant	Cable	Preamp	Aux	APos	TPos	Remark																																					
Freq	Level	Line	Margin	Level	Factor	Loss	Factor	Factor	cm	deg																																			
MHz	dBuV/m	dBuV/m	dB	dBuV	dB/m	dB	dB	dB	cm	deg																																			
1 5438.48	60.46	74.00	-13.54	44.59	34.52	10.95	29.60	0.00	113	122	PEAK																																		
Avg	<table border="1"> <thead> <tr> <th>Limit</th> <th>Read</th> <th>Ant</th> <th>Cable</th> <th>Preamp</th> <th>Aux</th> <th>APos</th> <th>TPos</th> <th>Remark</th> </tr> <tr> <th>Freq</th> <th>Level</th> <th>Line</th> <th>Margin</th> <th>Level</th> <th>Factor</th> <th>Loss</th> <th>Factor</th> <th>Factor</th> <th>cm</th> <th>deg</th> </tr> <tr> <th>MHz</th> <th>dBuV/m</th> <th>dBuV/m</th> <th>dB</th> <th>dBuV</th> <th>dB/m</th> <th>dB</th> <th>dB</th> <th>dB</th> <th>cm</th> <th>deg</th> </tr> </thead> <tbody> <tr> <td>1 5351.68</td> <td>49.13</td> <td>54.00</td> <td>-4.87</td> <td>33.32</td> <td>34.50</td> <td>10.83</td> <td>29.52</td> <td>0.00</td> <td>113</td> <td>122</td> <td>AVERAGE</td> </tr> </tbody> </table>	Limit	Read	Ant	Cable	Preamp	Aux	APos	TPos	Remark	Freq	Level	Line	Margin	Level	Factor	Loss	Factor	Factor	cm	deg	MHz	dBuV/m	dBuV/m	dB	dBuV	dB/m	dB	dB	dB	cm	deg	1 5351.68	49.13	54.00	-4.87	33.32	34.50	10.83	29.52	0.00	113	122	AVERAGE	Blank
Limit	Read	Ant	Cable	Preamp	Aux	APos	TPos	Remark																																					
Freq	Level	Line	Margin	Level	Factor	Loss	Factor	Factor	cm	deg																																			
MHz	dBuV/m	dBuV/m	dB	dBuV	dB/m	dB	dB	dB	cm	deg																																			
1 5351.68	49.13	54.00	-4.87	33.32	34.50	10.83	29.52	0.00	113	122	AVERAGE																																		



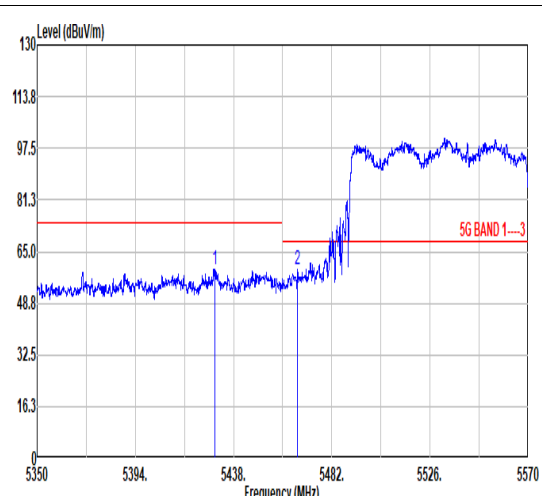
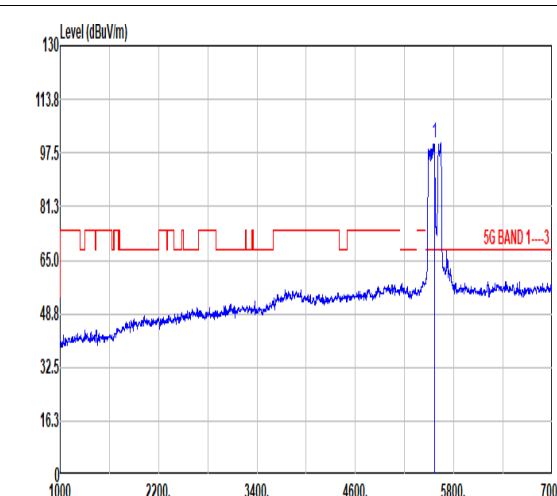
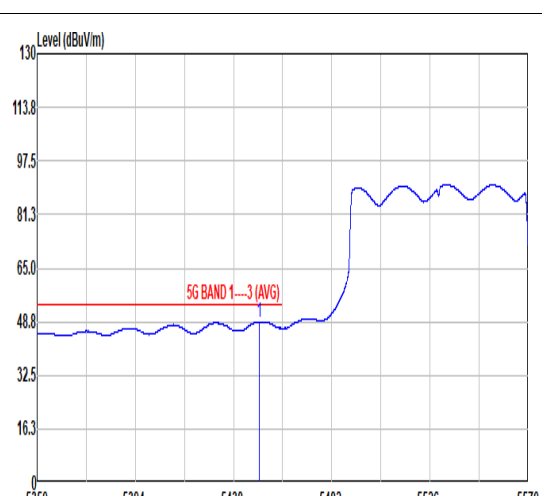
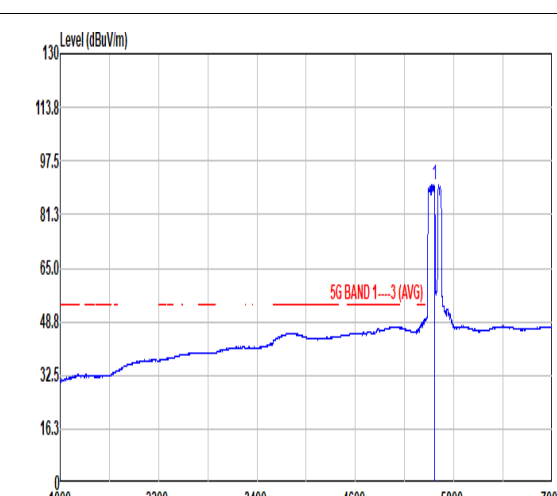
		61																																																																														
Mode		Band Edge - L																																																																														
		U-NII-2A_5.15-5.35_802.11be EHT160_CH50_Puncturing 40M_5250MHz																																																																														
ANT		CDD 1+2																																																																														
Pol.	Vertical	Fundamental																																																																														
Peak	<p>Level (dBuV/m) vs Frequency (MHz) for Vertical polarization. The plot shows a signal level around 65 dBuV/m with a sharp peak at 5250 MHz reaching approximately 97.69 dBuV/m. A red horizontal line indicates the 5G BAND 1-3 limit at 65.0 dBuV/m.</p> <table border="1"> <thead> <tr> <th>Limit</th> <th>Read</th> <th>Ant</th> <th>Cable</th> <th>Preamp</th> <th>Aux</th> <th>APos</th> <th>TPos</th> </tr> <tr> <th>Freq</th> <th>Level</th> <th>Line Margin</th> <th>Level Factor</th> <th>Loss Factor</th> <th>Factor</th> <th></th> <th>Remark</th> </tr> <tr> <th>MHz</th> <th>dBuV/m</th> <th>dBuV/m</th> <th>dB</th> <th>dBuV</th> <th>dB/m</th> <th>dB</th> <th>dB</th> <th>cm</th> <th>deg</th> </tr> </thead> <tbody> <tr> <td>1</td> <td>5096.88</td> <td>61.03</td> <td>74.00</td> <td>-12.97</td> <td>45.40</td> <td>34.29</td> <td>10.60</td> <td>29.26</td> <td>0.00</td> <td>300</td> <td>65</td> <td>PEAK</td> </tr> </tbody> </table>	Limit	Read	Ant	Cable	Preamp	Aux	APos	TPos	Freq	Level	Line Margin	Level Factor	Loss Factor	Factor		Remark	MHz	dBuV/m	dBuV/m	dB	dBuV	dB/m	dB	dB	cm	deg	1	5096.88	61.03	74.00	-12.97	45.40	34.29	10.60	29.26	0.00	300	65	PEAK	<p>Level (dBuV/m) vs Frequency (MHz) for Fundamental polarization. The plot shows a signal level around 65 dBuV/m with a sharp peak at 5250 MHz reaching approximately 97.69 dBuV/m. A red horizontal line indicates the 5G BAND 1-3 limit at 65.0 dBuV/m.</p> <table border="1"> <thead> <tr> <th>Limit</th> <th>Read</th> <th>Ant</th> <th>Cable</th> <th>Preamp</th> <th>Aux</th> <th>APos</th> <th>TPos</th> </tr> <tr> <th>Freq</th> <th>Level</th> <th>Line Margin</th> <th>Level Factor</th> <th>Loss Factor</th> <th>Factor</th> <th></th> <th>Remark</th> </tr> <tr> <th>MHz</th> <th>dBuV/m</th> <th>dBuV/m</th> <th>dB</th> <th>dBuV</th> <th>dB/m</th> <th>dB</th> <th>dB</th> <th>cm</th> <th>deg</th> </tr> </thead> <tbody> <tr> <td>1</td> <td>5250.00</td> <td>97.69</td> <td>-----</td> <td>-----</td> <td>81.92</td> <td>34.48</td> <td>10.64</td> <td>29.35</td> <td>0.00</td> <td>300</td> <td>65</td> <td>PEAK</td> </tr> </tbody> </table>	Limit	Read	Ant	Cable	Preamp	Aux	APos	TPos	Freq	Level	Line Margin	Level Factor	Loss Factor	Factor		Remark	MHz	dBuV/m	dBuV/m	dB	dBuV	dB/m	dB	dB	cm	deg	1	5250.00	97.69	-----	-----	81.92	34.48	10.64	29.35	0.00	300	65	PEAK
	Limit	Read	Ant	Cable	Preamp	Aux	APos	TPos																																																																								
Freq	Level	Line Margin	Level Factor	Loss Factor	Factor		Remark																																																																									
MHz	dBuV/m	dBuV/m	dB	dBuV	dB/m	dB	dB	cm	deg																																																																							
1	5096.88	61.03	74.00	-12.97	45.40	34.29	10.60	29.26	0.00	300	65	PEAK																																																																				
Limit	Read	Ant	Cable	Preamp	Aux	APos	TPos																																																																									
Freq	Level	Line Margin	Level Factor	Loss Factor	Factor		Remark																																																																									
MHz	dBuV/m	dBuV/m	dB	dBuV	dB/m	dB	dB	cm	deg																																																																							
1	5250.00	97.69	-----	-----	81.92	34.48	10.64	29.35	0.00	300	65	PEAK																																																																				
Avg	<p>Level (dBuV/m) vs Frequency (MHz) for Vertical polarization. The plot shows an average signal level around 48 dBuV/m with a peak at 5250 MHz reaching approximately 88.46 dBuV/m. A red horizontal line indicates the 5G BAND 1-3 (AVG) limit at 48.8 dBuV/m.</p> <table border="1"> <thead> <tr> <th>Limit</th> <th>Read</th> <th>Ant</th> <th>Cable</th> <th>Preamp</th> <th>Aux</th> <th>APos</th> <th>TPos</th> </tr> <tr> <th>Freq</th> <th>Level</th> <th>Line Margin</th> <th>Level Factor</th> <th>Loss Factor</th> <th>Factor</th> <th></th> <th>Remark</th> </tr> <tr> <th>MHz</th> <th>dBuV/m</th> <th>dBuV/m</th> <th>dB</th> <th>dBuV</th> <th>dB/m</th> <th>dB</th> <th>dB</th> <th>cm</th> <th>deg</th> </tr> </thead> <tbody> <tr> <td>1</td> <td>5115.18</td> <td>49.91</td> <td>54.00</td> <td>-4.09</td> <td>34.25</td> <td>34.33</td> <td>10.61</td> <td>29.28</td> <td>0.00</td> <td>300</td> <td>65</td> <td>AVERAGE</td> </tr> </tbody> </table>	Limit	Read	Ant	Cable	Preamp	Aux	APos	TPos	Freq	Level	Line Margin	Level Factor	Loss Factor	Factor		Remark	MHz	dBuV/m	dBuV/m	dB	dBuV	dB/m	dB	dB	cm	deg	1	5115.18	49.91	54.00	-4.09	34.25	34.33	10.61	29.28	0.00	300	65	AVERAGE	<p>Level (dBuV/m) vs Frequency (MHz) for Fundamental polarization. The plot shows an average signal level around 48 dBuV/m with a peak at 5250 MHz reaching approximately 88.46 dBuV/m. A red horizontal line indicates the 5G BAND 1-3 (AVG) limit at 48.8 dBuV/m.</p> <table border="1"> <thead> <tr> <th>Limit</th> <th>Read</th> <th>Ant</th> <th>Cable</th> <th>Preamp</th> <th>Aux</th> <th>APos</th> <th>TPos</th> </tr> <tr> <th>Freq</th> <th>Level</th> <th>Line Margin</th> <th>Level Factor</th> <th>Loss Factor</th> <th>Factor</th> <th></th> <th>Remark</th> </tr> <tr> <th>MHz</th> <th>dBuV/m</th> <th>dBuV/m</th> <th>dB</th> <th>dBuV</th> <th>dB/m</th> <th>dB</th> <th>dB</th> <th>cm</th> <th>deg</th> </tr> </thead> <tbody> <tr> <td>1</td> <td>5250.00</td> <td>88.46</td> <td>-----</td> <td>-----</td> <td>72.68</td> <td>34.49</td> <td>10.64</td> <td>29.35</td> <td>0.00</td> <td>300</td> <td>65</td> <td>AVERAGE</td> </tr> </tbody> </table>	Limit	Read	Ant	Cable	Preamp	Aux	APos	TPos	Freq	Level	Line Margin	Level Factor	Loss Factor	Factor		Remark	MHz	dBuV/m	dBuV/m	dB	dBuV	dB/m	dB	dB	cm	deg	1	5250.00	88.46	-----	-----	72.68	34.49	10.64	29.35	0.00	300	65	AVERAGE
	Limit	Read	Ant	Cable	Preamp	Aux	APos	TPos																																																																								
Freq	Level	Line Margin	Level Factor	Loss Factor	Factor		Remark																																																																									
MHz	dBuV/m	dBuV/m	dB	dBuV	dB/m	dB	dB	cm	deg																																																																							
1	5115.18	49.91	54.00	-4.09	34.25	34.33	10.61	29.28	0.00	300	65	AVERAGE																																																																				
Limit	Read	Ant	Cable	Preamp	Aux	APos	TPos																																																																									
Freq	Level	Line Margin	Level Factor	Loss Factor	Factor		Remark																																																																									
MHz	dBuV/m	dBuV/m	dB	dBuV	dB/m	dB	dB	cm	deg																																																																							
1	5250.00	88.46	-----	-----	72.68	34.49	10.64	29.35	0.00	300	65	AVERAGE																																																																				



Mode	61																																								
	Band Edge - R																																								
	U-NII-2A_5.15-5.35_802.11be EHT160_CH50_Puncturing 40M_5250MHz																																								
ANT	CDD 1+2																																								
Pol.	Vertical	Fundamental																																							
Peak	 <table border="1" data-bbox="268 1131 786 1254"> <thead> <tr> <th>Limit</th> <th>Read</th> <th>Ant</th> <th>Cable</th> <th>Preamp</th> <th>Aux</th> <th>APos</th> <th>TPos</th> <th>Remark</th> </tr> <tr> <th>Freq</th> <th>Level</th> <th>Line</th> <th>Margin</th> <th>Level</th> <th>Factor</th> <th>Loss</th> <th>Factor</th> <th>Factor</th> </tr> <tr> <th>MHz</th> <th>dBuV/m</th> <th>dBuV/m</th> <th>dB</th> <th>dBuV</th> <th>dB/m</th> <th>dB</th> <th>dB</th> <th>cm</th> <th>deg</th> </tr> </thead> <tbody> <tr> <td>1 5355.74</td> <td>60.95</td> <td>74.00</td> <td>-13.05</td> <td>45.14</td> <td>34.50</td> <td>10.84</td> <td>29.53</td> <td>0.00</td> <td>300</td> <td>65 PEAK</td> </tr> </tbody> </table>	Limit	Read	Ant	Cable	Preamp	Aux	APos	TPos	Remark	Freq	Level	Line	Margin	Level	Factor	Loss	Factor	Factor	MHz	dBuV/m	dBuV/m	dB	dBuV	dB/m	dB	dB	cm	deg	1 5355.74	60.95	74.00	-13.05	45.14	34.50	10.84	29.53	0.00	300	65 PEAK	Blank
Limit	Read	Ant	Cable	Preamp	Aux	APos	TPos	Remark																																	
Freq	Level	Line	Margin	Level	Factor	Loss	Factor	Factor																																	
MHz	dBuV/m	dBuV/m	dB	dBuV	dB/m	dB	dB	cm	deg																																
1 5355.74	60.95	74.00	-13.05	45.14	34.50	10.84	29.53	0.00	300	65 PEAK																															
Avg	 <table border="1" data-bbox="268 1812 786 1935"> <thead> <tr> <th>Limit</th> <th>Read</th> <th>Ant</th> <th>Cable</th> <th>Preamp</th> <th>Aux</th> <th>APos</th> <th>TPos</th> <th>Remark</th> </tr> <tr> <th>Freq</th> <th>Level</th> <th>Line</th> <th>Margin</th> <th>Level</th> <th>Factor</th> <th>Loss</th> <th>Factor</th> <th>Factor</th> </tr> <tr> <th>MHz</th> <th>dBuV/m</th> <th>dBuV/m</th> <th>dB</th> <th>dBuV</th> <th>dB/m</th> <th>dB</th> <th>dB</th> <th>cm</th> <th>deg</th> </tr> </thead> <tbody> <tr> <td>1 5376.31</td> <td>48.29</td> <td>54.00</td> <td>-5.71</td> <td>32.48</td> <td>34.50</td> <td>10.86</td> <td>29.55</td> <td>0.00</td> <td>300</td> <td>65 AVERAGE</td> </tr> </tbody> </table>	Limit	Read	Ant	Cable	Preamp	Aux	APos	TPos	Remark	Freq	Level	Line	Margin	Level	Factor	Loss	Factor	Factor	MHz	dBuV/m	dBuV/m	dB	dBuV	dB/m	dB	dB	cm	deg	1 5376.31	48.29	54.00	-5.71	32.48	34.50	10.86	29.55	0.00	300	65 AVERAGE	Blank
Limit	Read	Ant	Cable	Preamp	Aux	APos	TPos	Remark																																	
Freq	Level	Line	Margin	Level	Factor	Loss	Factor	Factor																																	
MHz	dBuV/m	dBuV/m	dB	dBuV	dB/m	dB	dB	cm	deg																																
1 5376.31	48.29	54.00	-5.71	32.48	34.50	10.86	29.55	0.00	300	65 AVERAGE																															





62																																																																																																	
Mode	Band Edge - L																																																																																																
U-NII-2C_5.47-5.725_802.11be EHT160_CH114_Puncturing 40M_5570MHz																																																																																																	
ANT	CDD 1+2																																																																																																
Pol.	Horizontal																																																																																																
Peak	 <table border="1"> <thead> <tr> <th>Limit</th> <th>Read</th> <th>Ant</th> <th>Cable</th> <th>Preamp</th> <th>Aux</th> <th>APos</th> <th>TPos</th> <th>Remark</th> </tr> <tr> <th>Freq</th> <th>Level</th> <th>Line Margin</th> <th>Level Factor</th> <th>Loss Factor</th> <th>Loss Factor</th> <th>Factor</th> <th>Factor</th> <th></th> </tr> <tr> <th>MHz</th> <th>dBuV/m</th> <th>dBuV/m</th> <th>dB</th> <th>dBuV</th> <th>dB/m</th> <th>dB</th> <th>dB</th> <th>cm</th> <th>deg</th> </tr> </thead> <tbody> <tr> <td>1</td> <td>5429.76</td> <td>59.30</td> <td>74.00</td> <td>-14.70</td> <td>43.45</td> <td>34.51</td> <td>10.93</td> <td>29.59</td> <td>0.00</td> <td>100</td> <td>118</td> <td>PEAK</td> </tr> <tr> <td>2</td> <td>5466.72</td> <td>59.19</td> <td>68.30</td> <td>-9.11</td> <td>43.29</td> <td>34.53</td> <td>10.99</td> <td>29.62</td> <td>0.00</td> <td>100</td> <td>118</td> <td>PEAK</td> </tr> </tbody> </table>	Limit	Read	Ant	Cable	Preamp	Aux	APos	TPos	Remark	Freq	Level	Line Margin	Level Factor	Loss Factor	Loss Factor	Factor	Factor		MHz	dBuV/m	dBuV/m	dB	dBuV	dB/m	dB	dB	cm	deg	1	5429.76	59.30	74.00	-14.70	43.45	34.51	10.93	29.59	0.00	100	118	PEAK	2	5466.72	59.19	68.30	-9.11	43.29	34.53	10.99	29.62	0.00	100	118	PEAK	 <table border="1"> <thead> <tr> <th>Limit</th> <th>Read</th> <th>Ant</th> <th>Cable</th> <th>Preamp</th> <th>Aux</th> <th>APos</th> <th>TPos</th> <th>Remark</th> </tr> <tr> <th>Freq</th> <th>Level</th> <th>Line Margin</th> <th>Level Factor</th> <th>Loss Factor</th> <th>Loss Factor</th> <th>Factor</th> <th>Factor</th> <th></th> </tr> <tr> <th>MHz</th> <th>dBuV/m</th> <th>dBuV/m</th> <th>dB</th> <th>dBuV</th> <th>dB/m</th> <th>dB</th> <th>dB</th> <th>cm</th> <th>deg</th> </tr> </thead> <tbody> <tr> <td>1</td> <td>5570.00</td> <td>100.67</td> <td>-----</td> <td>-----</td> <td>84.55</td> <td>34.67</td> <td>11.23</td> <td>29.78</td> <td>0.00</td> <td>100</td> <td>118</td> <td>PEAK</td> </tr> </tbody> </table>	Limit	Read	Ant	Cable	Preamp	Aux	APos	TPos	Remark	Freq	Level	Line Margin	Level Factor	Loss Factor	Loss Factor	Factor	Factor		MHz	dBuV/m	dBuV/m	dB	dBuV	dB/m	dB	dB	cm	deg	1	5570.00	100.67	-----	-----	84.55	34.67	11.23	29.78	0.00	100	118	PEAK
	Limit	Read	Ant	Cable	Preamp	Aux	APos	TPos	Remark																																																																																								
Freq	Level	Line Margin	Level Factor	Loss Factor	Loss Factor	Factor	Factor																																																																																										
MHz	dBuV/m	dBuV/m	dB	dBuV	dB/m	dB	dB	cm	deg																																																																																								
1	5429.76	59.30	74.00	-14.70	43.45	34.51	10.93	29.59	0.00	100	118	PEAK																																																																																					
2	5466.72	59.19	68.30	-9.11	43.29	34.53	10.99	29.62	0.00	100	118	PEAK																																																																																					
Limit	Read	Ant	Cable	Preamp	Aux	APos	TPos	Remark																																																																																									
Freq	Level	Line Margin	Level Factor	Loss Factor	Loss Factor	Factor	Factor																																																																																										
MHz	dBuV/m	dBuV/m	dB	dBuV	dB/m	dB	dB	cm	deg																																																																																								
1	5570.00	100.67	-----	-----	84.55	34.67	11.23	29.78	0.00	100	118	PEAK																																																																																					
Avg	 <table border="1"> <thead> <tr> <th>Limit</th> <th>Read</th> <th>Ant</th> <th>Cable</th> <th>Preamp</th> <th>Aux</th> <th>APos</th> <th>TPos</th> <th>Remark</th> </tr> <tr> <th>Freq</th> <th>Level</th> <th>Line Margin</th> <th>Level Factor</th> <th>Loss Factor</th> <th>Loss Factor</th> <th>Factor</th> <th>Factor</th> <th></th> </tr> <tr> <th>MHz</th> <th>dBuV/m</th> <th>dBuV/m</th> <th>dB</th> <th>dBuV</th> <th>dB/m</th> <th>dB</th> <th>dB</th> <th>cm</th> <th>deg</th> </tr> </thead> <tbody> <tr> <td>1</td> <td>5449.63</td> <td>48.80</td> <td>54.00</td> <td>-5.20</td> <td>32.93</td> <td>34.52</td> <td>10.96</td> <td>29.61</td> <td>0.00</td> <td>100</td> <td>118</td> <td>AVERAGE</td> </tr> </tbody> </table>	Limit	Read	Ant	Cable	Preamp	Aux	APos	TPos	Remark	Freq	Level	Line Margin	Level Factor	Loss Factor	Loss Factor	Factor	Factor		MHz	dBuV/m	dBuV/m	dB	dBuV	dB/m	dB	dB	cm	deg	1	5449.63	48.80	54.00	-5.20	32.93	34.52	10.96	29.61	0.00	100	118	AVERAGE	 <table border="1"> <thead> <tr> <th>Limit</th> <th>Read</th> <th>Ant</th> <th>Cable</th> <th>Preamp</th> <th>Aux</th> <th>APos</th> <th>TPos</th> <th>Remark</th> </tr> <tr> <th>Freq</th> <th>Level</th> <th>Line Margin</th> <th>Level Factor</th> <th>Loss Factor</th> <th>Loss Factor</th> <th>Factor</th> <th>Factor</th> <th></th> </tr> <tr> <th>MHz</th> <th>dBuV/m</th> <th>dBuV/m</th> <th>dB</th> <th>dBuV</th> <th>dB/m</th> <th>dB</th> <th>dB</th> <th>cm</th> <th>deg</th> </tr> </thead> <tbody> <tr> <td>1</td> <td>5570.00</td> <td>90.26</td> <td>-----</td> <td>-----</td> <td>74.20</td> <td>34.62</td> <td>11.20</td> <td>29.76</td> <td>0.00</td> <td>100</td> <td>118</td> <td>AVERAGE</td> </tr> </tbody> </table>	Limit	Read	Ant	Cable	Preamp	Aux	APos	TPos	Remark	Freq	Level	Line Margin	Level Factor	Loss Factor	Loss Factor	Factor	Factor		MHz	dBuV/m	dBuV/m	dB	dBuV	dB/m	dB	dB	cm	deg	1	5570.00	90.26	-----	-----	74.20	34.62	11.20	29.76	0.00	100	118	AVERAGE													
	Limit	Read	Ant	Cable	Preamp	Aux	APos	TPos	Remark																																																																																								
Freq	Level	Line Margin	Level Factor	Loss Factor	Loss Factor	Factor	Factor																																																																																										
MHz	dBuV/m	dBuV/m	dB	dBuV	dB/m	dB	dB	cm	deg																																																																																								
1	5449.63	48.80	54.00	-5.20	32.93	34.52	10.96	29.61	0.00	100	118	AVERAGE																																																																																					
Limit	Read	Ant	Cable	Preamp	Aux	APos	TPos	Remark																																																																																									
Freq	Level	Line Margin	Level Factor	Loss Factor	Loss Factor	Factor	Factor																																																																																										
MHz	dBuV/m	dBuV/m	dB	dBuV	dB/m	dB	dB	cm	deg																																																																																								
1	5570.00	90.26	-----	-----	74.20	34.62	11.20	29.76	0.00	100	118	AVERAGE																																																																																					



Mode	62																																													
	Band Edge - R																																													
	U-NII-2C_5.47-5.725_802.11be EHT160_CH114_Puncturing 40M_5570MHz																																													
ANT	CDD 1+2																																													
Pol.	Horizontal	Fundamental																																												
Peak	<p>Level (dBuV/m)</p> <p>Frequency (MHz)</p> <p>5G BAND 1---3</p> <table border="1"> <thead> <tr> <th>Limit</th> <th>Over</th> <th>Read</th> <th>Ant</th> <th>Cable</th> <th>Preamp</th> <th>Aux</th> <th>APos</th> <th>TPos</th> <th>Remark</th> </tr> <tr> <th>Freq</th> <th>Level</th> <th>Line</th> <th>Limit</th> <th>Level</th> <th>Factor</th> <th>Loss</th> <th>Factor</th> <th>Factor</th> <th></th> </tr> <tr> <th>MHz</th> <th>dBuV/m</th> <th>dBuV/m</th> <th>dB</th> <th>dBuV</th> <th>dB/m</th> <th>dB</th> <th>dB</th> <th>dB</th> <th>cm</th> <th>deg</th> </tr> </thead> <tbody> <tr> <td>1</td> <td>5742.09</td> <td>64.42</td> <td>68.30</td> <td>-3.88</td> <td>48.01</td> <td>34.87</td> <td>11.33</td> <td>29.79</td> <td>0.00</td> <td>100</td> <td>118</td> <td>PEAK</td> </tr> </tbody> </table>	Limit	Over	Read	Ant	Cable	Preamp	Aux	APos	TPos	Remark	Freq	Level	Line	Limit	Level	Factor	Loss	Factor	Factor		MHz	dBuV/m	dBuV/m	dB	dBuV	dB/m	dB	dB	dB	cm	deg	1	5742.09	64.42	68.30	-3.88	48.01	34.87	11.33	29.79	0.00	100	118	PEAK	Blank
Limit	Over	Read	Ant	Cable	Preamp	Aux	APos	TPos	Remark																																					
Freq	Level	Line	Limit	Level	Factor	Loss	Factor	Factor																																						
MHz	dBuV/m	dBuV/m	dB	dBuV	dB/m	dB	dB	dB	cm	deg																																				
1	5742.09	64.42	68.30	-3.88	48.01	34.87	11.33	29.79	0.00	100	118	PEAK																																		

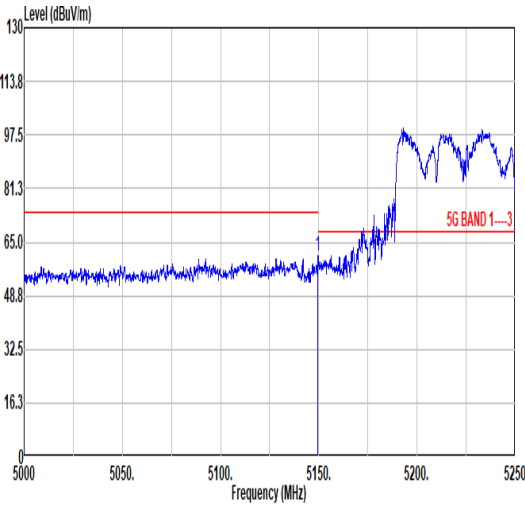
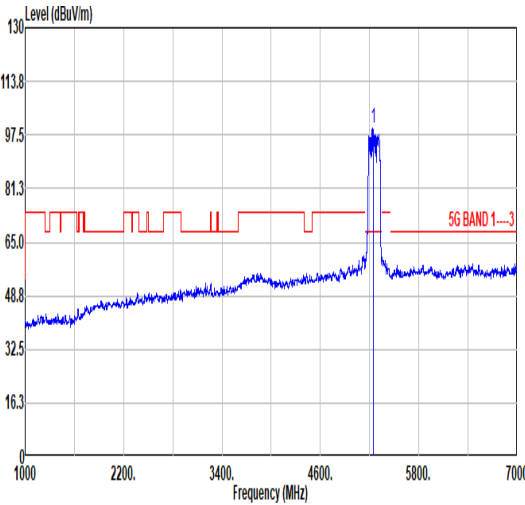
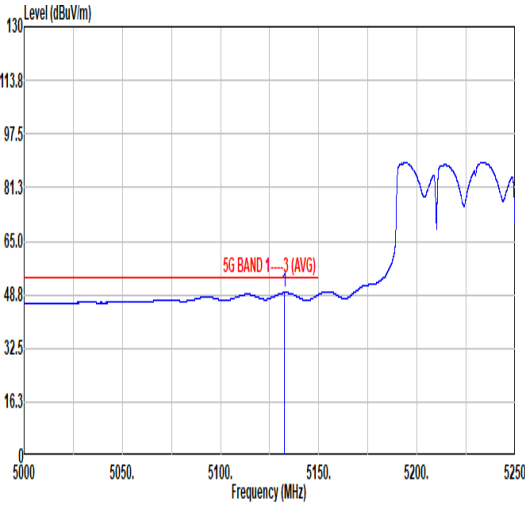
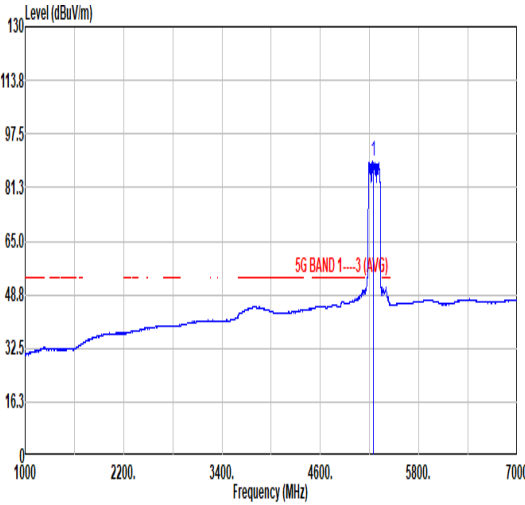


		62																																																																
Mode		Band Edge - L																																																																
		U-NII-2C_5.47-5.725_802.11be EHT160_CH114_Puncturing 40M_5570MHz																																																																
ANT		CDD 1+2																																																																
Pol.		Vertical					Fundamental																																																											
Peak	Vertical	<table border="1"> <thead> <tr> <th>Limit</th> <th>Read</th> <th>Ant</th> <th>Cable</th> <th>Preamp</th> <th>Aux</th> <th>APos</th> <th>TPos</th> <th colspan="2">Remark</th> </tr> <tr> <th>Freq</th> <th>Level</th> <th>Line Margin</th> <th>Level Factor</th> <th>Loss Factor</th> <th>Loss Factor</th> <th>Factor</th> <th>Factor</th> <th>cm</th> <th>deg</th> </tr> <tr> <th>MHz</th> <th>dBuV/m</th> <th>dBuV/m</th> <th>dB</th> <th>dBuV</th> <th>dB/m</th> <th>dB</th> <th>dB</th> <th>dB</th> <th>cm</th> <th>deg</th> </tr> </thead> <tbody> <tr> <td>1</td> <td>5442.08</td> <td>60.53</td> <td>74.00</td> <td>-13.47</td> <td>44.66</td> <td>34.52</td> <td>10.95</td> <td>29.60</td> <td>0.00</td> <td>300</td> <td>65 PEAK</td> </tr> <tr> <td>2</td> <td>5469.36</td> <td>57.87</td> <td>68.30</td> <td>-10.43</td> <td>41.98</td> <td>34.53</td> <td>10.99</td> <td>29.63</td> <td>0.00</td> <td>300</td> <td>65 PEAK</td> </tr> </tbody> </table>										Limit	Read	Ant	Cable	Preamp	Aux	APos	TPos	Remark		Freq	Level	Line Margin	Level Factor	Loss Factor	Loss Factor	Factor	Factor	cm	deg	MHz	dBuV/m	dBuV/m	dB	dBuV	dB/m	dB	dB	dB	cm	deg	1	5442.08	60.53	74.00	-13.47	44.66	34.52	10.95	29.60	0.00	300	65 PEAK	2	5469.36	57.87	68.30	-10.43	41.98	34.53	10.99	29.63	0.00	300	65 PEAK
	Limit	Read	Ant	Cable	Preamp	Aux	APos	TPos	Remark																																																									
Freq	Level	Line Margin	Level Factor	Loss Factor	Loss Factor	Factor	Factor	cm	deg																																																									
MHz	dBuV/m	dBuV/m	dB	dBuV	dB/m	dB	dB	dB	cm	deg																																																								
1	5442.08	60.53	74.00	-13.47	44.66	34.52	10.95	29.60	0.00	300	65 PEAK																																																							
2	5469.36	57.87	68.30	-10.43	41.98	34.53	10.99	29.63	0.00	300	65 PEAK																																																							
Fundamental	<table border="1"> <thead> <tr> <th>Limit</th> <th>Read</th> <th>Ant</th> <th>Cable</th> <th>Preamp</th> <th>Aux</th> <th>APos</th> <th>TPos</th> <th colspan="2">Remark</th> </tr> <tr> <th>Freq</th> <th>Level</th> <th>Line Margin</th> <th>Level Factor</th> <th>Loss Factor</th> <th>Loss Factor</th> <th>Factor</th> <th>Factor</th> <th>cm</th> <th>deg</th> </tr> <tr> <th>MHz</th> <th>dBuV/m</th> <th>dBuV/m</th> <th>dB</th> <th>dBuV</th> <th>dB/m</th> <th>dB</th> <th>dB</th> <th>dB</th> <th>cm</th> <th>deg</th> </tr> </thead> <tbody> <tr> <td>1</td> <td>5570.00</td> <td>98.04</td> <td>-----</td> <td>-----</td> <td>82.06</td> <td>34.57</td> <td>11.10</td> <td>29.69</td> <td>0.00</td> <td>300</td> <td>65 PEAK</td> </tr> </tbody> </table>										Limit	Read	Ant	Cable	Preamp	Aux	APos	TPos	Remark		Freq	Level	Line Margin	Level Factor	Loss Factor	Loss Factor	Factor	Factor	cm	deg	MHz	dBuV/m	dBuV/m	dB	dBuV	dB/m	dB	dB	dB	cm	deg	1	5570.00	98.04	-----	-----	82.06	34.57	11.10	29.69	0.00	300	65 PEAK													
Limit	Read	Ant	Cable	Preamp	Aux	APos	TPos	Remark																																																										
Freq	Level	Line Margin	Level Factor	Loss Factor	Loss Factor	Factor	Factor	cm	deg																																																									
MHz	dBuV/m	dBuV/m	dB	dBuV	dB/m	dB	dB	dB	cm	deg																																																								
1	5570.00	98.04	-----	-----	82.06	34.57	11.10	29.69	0.00	300	65 PEAK																																																							
Avg	Vertical	<table border="1"> <thead> <tr> <th>Limit</th> <th>Read</th> <th>Ant</th> <th>Cable</th> <th>Preamp</th> <th>Aux</th> <th>APos</th> <th>TPos</th> <th colspan="2">Remark</th> </tr> <tr> <th>Freq</th> <th>Level</th> <th>Line Margin</th> <th>Level Factor</th> <th>Loss Factor</th> <th>Loss Factor</th> <th>Factor</th> <th>Factor</th> <th>cm</th> <th>deg</th> </tr> <tr> <th>MHz</th> <th>dBuV/m</th> <th>dBuV/m</th> <th>dB</th> <th>dBuV</th> <th>dB/m</th> <th>dB</th> <th>dB</th> <th>dB</th> <th>cm</th> <th>deg</th> </tr> </thead> <tbody> <tr> <td>1</td> <td>5455.03</td> <td>47.72</td> <td>54.00</td> <td>-6.28</td> <td>31.83</td> <td>34.53</td> <td>10.97</td> <td>29.61</td> <td>0.00</td> <td>300</td> <td>65 AVERAGE</td> </tr> </tbody> </table>										Limit	Read	Ant	Cable	Preamp	Aux	APos	TPos	Remark		Freq	Level	Line Margin	Level Factor	Loss Factor	Loss Factor	Factor	Factor	cm	deg	MHz	dBuV/m	dBuV/m	dB	dBuV	dB/m	dB	dB	dB	cm	deg	1	5455.03	47.72	54.00	-6.28	31.83	34.53	10.97	29.61	0.00	300	65 AVERAGE												
	Limit	Read	Ant	Cable	Preamp	Aux	APos	TPos	Remark																																																									
Freq	Level	Line Margin	Level Factor	Loss Factor	Loss Factor	Factor	Factor	cm	deg																																																									
MHz	dBuV/m	dBuV/m	dB	dBuV	dB/m	dB	dB	dB	cm	deg																																																								
1	5455.03	47.72	54.00	-6.28	31.83	34.53	10.97	29.61	0.00	300	65 AVERAGE																																																							
Fundamental	<table border="1"> <thead> <tr> <th>Limit</th> <th>Read</th> <th>Ant</th> <th>Cable</th> <th>Preamp</th> <th>Aux</th> <th>APos</th> <th>TPos</th> <th colspan="2">Remark</th> </tr> <tr> <th>Freq</th> <th>Level</th> <th>Line Margin</th> <th>Level Factor</th> <th>Loss Factor</th> <th>Loss Factor</th> <th>Factor</th> <th>Factor</th> <th>cm</th> <th>deg</th> </tr> <tr> <th>MHz</th> <th>dBuV/m</th> <th>dBuV/m</th> <th>dB</th> <th>dBuV</th> <th>dB/m</th> <th>dB</th> <th>dB</th> <th>dB</th> <th>cm</th> <th>deg</th> </tr> </thead> <tbody> <tr> <td>1</td> <td>5570.00</td> <td>88.21</td> <td>-----</td> <td>-----</td> <td>72.14</td> <td>34.63</td> <td>11.21</td> <td>29.77</td> <td>0.00</td> <td>300</td> <td>65 AVERAGE</td> </tr> </tbody> </table>										Limit	Read	Ant	Cable	Preamp	Aux	APos	TPos	Remark		Freq	Level	Line Margin	Level Factor	Loss Factor	Loss Factor	Factor	Factor	cm	deg	MHz	dBuV/m	dBuV/m	dB	dBuV	dB/m	dB	dB	dB	cm	deg	1	5570.00	88.21	-----	-----	72.14	34.63	11.21	29.77	0.00	300	65 AVERAGE													
Limit	Read	Ant	Cable	Preamp	Aux	APos	TPos	Remark																																																										
Freq	Level	Line Margin	Level Factor	Loss Factor	Loss Factor	Factor	Factor	cm	deg																																																									
MHz	dBuV/m	dBuV/m	dB	dBuV	dB/m	dB	dB	dB	cm	deg																																																								
1	5570.00	88.21	-----	-----	72.14	34.63	11.21	29.77	0.00	300	65 AVERAGE																																																							



Mode	62																																																	
	Band Edge - R																																																	
	U-NII-2C_5.47-5.725_802.11be EHT160_CH114_Puncturing 40M_5570MHz																																																	
ANT	CDD 1+2																																																	
Pol.	Vertical	Fundamental																																																
Peak	<p>Level (dBuV/m)</p> <p>Frequency (MHz)</p> <p>5G BAND 1---3</p> <table border="1"> <thead> <tr> <th>Limit</th> <th>Read</th> <th>Ant</th> <th>Cable</th> <th>Preamp</th> <th>Aux</th> <th>APos</th> <th>TPos</th> </tr> <tr> <th>Freq</th> <th>Level</th> <th>Line</th> <th>Margin</th> <th>Level</th> <th>Factor</th> <th>Loss</th> <th>Factor</th> </tr> <tr> <th>MHz</th> <th>dBuV/m</th> <th>dBuV/m</th> <th>dB</th> <th>dBuV</th> <th>dB/m</th> <th>dB</th> <th>dB</th> </tr> </thead> <tbody> <tr> <td>1 5738.19</td> <td>61.17</td> <td>68.30</td> <td>-7.13</td> <td>44.78</td> <td>34.86</td> <td>11.32</td> <td>29.79</td> </tr> <tr> <td></td> <td></td> <td></td> <td></td> <td></td> <td></td> <td>0.00</td> <td>300</td> </tr> <tr> <td></td> <td></td> <td></td> <td></td> <td></td> <td></td> <td></td> <td>65 PEAK</td> </tr> </tbody> </table>	Limit	Read	Ant	Cable	Preamp	Aux	APos	TPos	Freq	Level	Line	Margin	Level	Factor	Loss	Factor	MHz	dBuV/m	dBuV/m	dB	dBuV	dB/m	dB	dB	1 5738.19	61.17	68.30	-7.13	44.78	34.86	11.32	29.79							0.00	300								65 PEAK	Blank
Limit	Read	Ant	Cable	Preamp	Aux	APos	TPos																																											
Freq	Level	Line	Margin	Level	Factor	Loss	Factor																																											
MHz	dBuV/m	dBuV/m	dB	dBuV	dB/m	dB	dB																																											
1 5738.19	61.17	68.30	-7.13	44.78	34.86	11.32	29.79																																											
						0.00	300																																											
							65 PEAK																																											

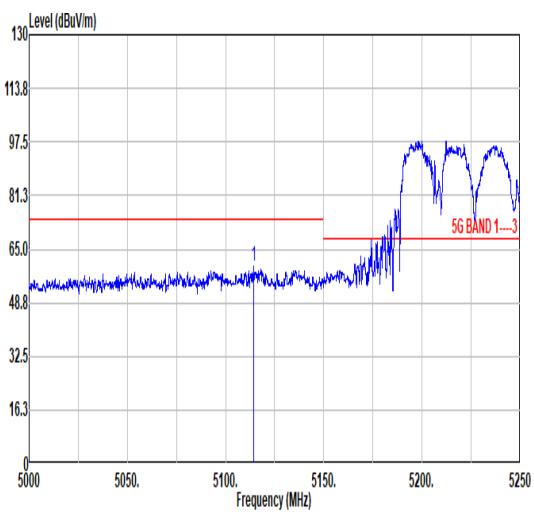
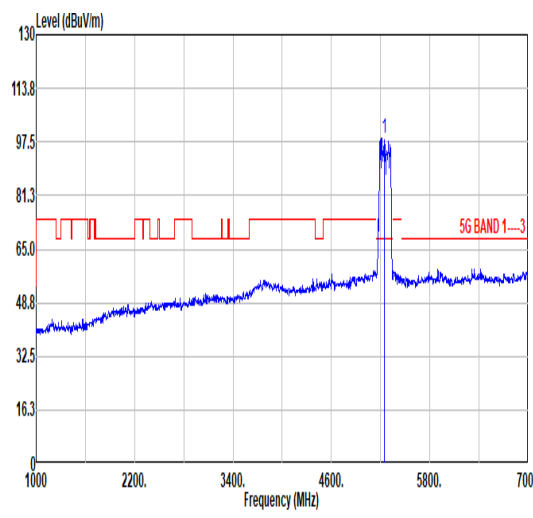
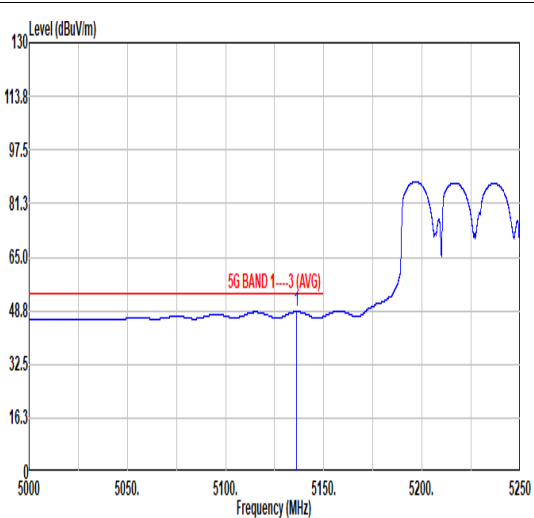
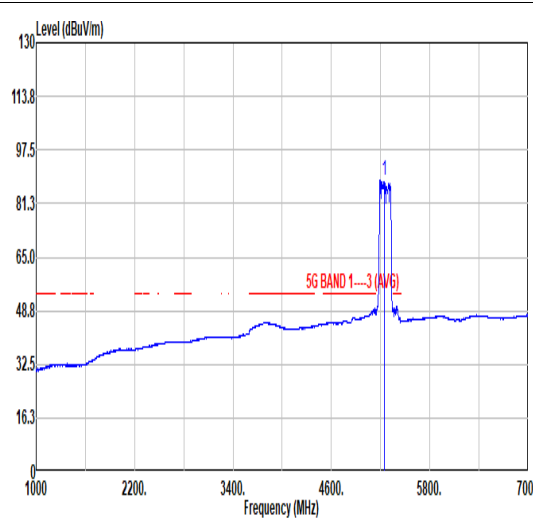


		63																																																																										
Mode		Band Edge - L																																																																										
		U-NII-2A_5.15-5.35_802.11be EHT160_CH50_Puncturing 20M_5250MHz																																																																										
ANT		CDD 1+2																																																																										
Pol.	Horizontal	Fundamental																																																																										
Peak	 <p>Level (dBuV/m) vs Frequency (MHz) plot for Peak Horizontal. The plot shows a blue signal line with a red limit line labeled '5G BAND 1-3'. The signal level is around 65 dBuV/m until 5150 MHz, then rises to approximately 95 dBuV/m.</p> <table border="1"> <thead> <tr> <th>Limit</th> <th>Read</th> <th>Ant</th> <th>Cable</th> <th>Preamp</th> <th>Aux</th> <th>APos</th> <th>TPos</th> </tr> <tr> <th>Freq</th> <th>Level</th> <th>Line</th> <th>Margin</th> <th>Level</th> <th>Factor</th> <th>Loss</th> <th>Factor</th> </tr> <tr> <th>MHz</th> <th>dBuV/m</th> <th>dBuV/m</th> <th>dB</th> <th>dBuV</th> <th>dB/m</th> <th>dB</th> <th>dB</th> </tr> </thead> <tbody> <tr> <td>1</td> <td>5149.63</td> <td>60.82</td> <td>74.00</td> <td>-13.18</td> <td>45.11</td> <td>34.40</td> <td>10.62</td> <td>29.31</td> <td>0.00</td> <td>112</td> <td>120</td> <td>PEAK</td> </tr> </tbody> </table>	Limit	Read	Ant	Cable	Preamp	Aux	APos	TPos	Freq	Level	Line	Margin	Level	Factor	Loss	Factor	MHz	dBuV/m	dBuV/m	dB	dBuV	dB/m	dB	dB	1	5149.63	60.82	74.00	-13.18	45.11	34.40	10.62	29.31	0.00	112	120	PEAK	 <p>Level (dBuV/m) vs Frequency (MHz) plot for Peak Fundamental. The plot shows a blue signal line with a red limit line labeled '5G BAND 1-3'. The signal level is around 65 dBuV/m until 5150 MHz, then rises to approximately 95 dBuV/m.</p> <table border="1"> <thead> <tr> <th>Limit</th> <th>Read</th> <th>Ant</th> <th>Cable</th> <th>Preamp</th> <th>Aux</th> <th>APos</th> <th>TPos</th> </tr> <tr> <th>Freq</th> <th>Level</th> <th>Line</th> <th>Margin</th> <th>Level</th> <th>Factor</th> <th>Loss</th> <th>Factor</th> </tr> <tr> <th>MHz</th> <th>dBuV/m</th> <th>dBuV/m</th> <th>dB</th> <th>dBuV</th> <th>dB/m</th> <th>dB</th> <th>dB</th> </tr> </thead> <tbody> <tr> <td>1</td> <td>5250.00</td> <td>99.36</td> <td>-----</td> <td>-----</td> <td>83.58</td> <td>34.50</td> <td>10.68</td> <td>29.40</td> <td>0.00</td> <td>112</td> <td>120</td> <td>PEAK</td> </tr> </tbody> </table>	Limit	Read	Ant	Cable	Preamp	Aux	APos	TPos	Freq	Level	Line	Margin	Level	Factor	Loss	Factor	MHz	dBuV/m	dBuV/m	dB	dBuV	dB/m	dB	dB	1	5250.00	99.36	-----	-----	83.58	34.50	10.68	29.40	0.00	112	120	PEAK
	Limit	Read	Ant	Cable	Preamp	Aux	APos	TPos																																																																				
Freq	Level	Line	Margin	Level	Factor	Loss	Factor																																																																					
MHz	dBuV/m	dBuV/m	dB	dBuV	dB/m	dB	dB																																																																					
1	5149.63	60.82	74.00	-13.18	45.11	34.40	10.62	29.31	0.00	112	120	PEAK																																																																
Limit	Read	Ant	Cable	Preamp	Aux	APos	TPos																																																																					
Freq	Level	Line	Margin	Level	Factor	Loss	Factor																																																																					
MHz	dBuV/m	dBuV/m	dB	dBuV	dB/m	dB	dB																																																																					
1	5250.00	99.36	-----	-----	83.58	34.50	10.68	29.40	0.00	112	120	PEAK																																																																
Avg	 <p>Level (dBuV/m) vs Frequency (MHz) plot for Avg Horizontal. The plot shows a blue signal line with a red limit line labeled '5G BAND 1-3 (AVG)'. The signal level is around 48 dBuV/m until 5150 MHz, then rises to approximately 95 dBuV/m.</p> <table border="1"> <thead> <tr> <th>Limit</th> <th>Read</th> <th>Ant</th> <th>Cable</th> <th>Preamp</th> <th>Aux</th> <th>APos</th> <th>TPos</th> </tr> <tr> <th>Freq</th> <th>Level</th> <th>Line</th> <th>Margin</th> <th>Level</th> <th>Factor</th> <th>Loss</th> <th>Factor</th> </tr> <tr> <th>MHz</th> <th>dBuV/m</th> <th>dBuV/m</th> <th>dB</th> <th>dBuV</th> <th>dB/m</th> <th>dB</th> <th>dB</th> </tr> </thead> <tbody> <tr> <td>1</td> <td>5132.35</td> <td>49.45</td> <td>54.00</td> <td>-4.55</td> <td>33.77</td> <td>34.36</td> <td>10.61</td> <td>29.29</td> <td>0.00</td> <td>112</td> <td>120</td> <td>AVERAGE</td> </tr> </tbody> </table>	Limit	Read	Ant	Cable	Preamp	Aux	APos	TPos	Freq	Level	Line	Margin	Level	Factor	Loss	Factor	MHz	dBuV/m	dBuV/m	dB	dBuV	dB/m	dB	dB	1	5132.35	49.45	54.00	-4.55	33.77	34.36	10.61	29.29	0.00	112	120	AVERAGE	 <p>Level (dBuV/m) vs Frequency (MHz) plot for Avg Fundamental. The plot shows a blue signal line with a red limit line labeled '5G BAND 1-3 (AVG)'. The signal level is around 48 dBuV/m until 5150 MHz, then rises to approximately 95 dBuV/m.</p> <table border="1"> <thead> <tr> <th>Limit</th> <th>Read</th> <th>Ant</th> <th>Cable</th> <th>Preamp</th> <th>Aux</th> <th>APos</th> <th>TPos</th> </tr> <tr> <th>Freq</th> <th>Level</th> <th>Line</th> <th>Margin</th> <th>Level</th> <th>Factor</th> <th>Loss</th> <th>Factor</th> </tr> <tr> <th>MHz</th> <th>dBuV/m</th> <th>dBuV/m</th> <th>dB</th> <th>dBuV</th> <th>dB/m</th> <th>dB</th> <th>dB</th> </tr> </thead> <tbody> <tr> <td>1</td> <td>5250.00</td> <td>89.07</td> <td>-----</td> <td>-----</td> <td>73.29</td> <td>34.50</td> <td>10.68</td> <td>29.40</td> <td>0.00</td> <td>112</td> <td>120</td> <td>AVERAGE</td> </tr> </tbody> </table>	Limit	Read	Ant	Cable	Preamp	Aux	APos	TPos	Freq	Level	Line	Margin	Level	Factor	Loss	Factor	MHz	dBuV/m	dBuV/m	dB	dBuV	dB/m	dB	dB	1	5250.00	89.07	-----	-----	73.29	34.50	10.68	29.40	0.00	112	120	AVERAGE
	Limit	Read	Ant	Cable	Preamp	Aux	APos	TPos																																																																				
Freq	Level	Line	Margin	Level	Factor	Loss	Factor																																																																					
MHz	dBuV/m	dBuV/m	dB	dBuV	dB/m	dB	dB																																																																					
1	5132.35	49.45	54.00	-4.55	33.77	34.36	10.61	29.29	0.00	112	120	AVERAGE																																																																
Limit	Read	Ant	Cable	Preamp	Aux	APos	TPos																																																																					
Freq	Level	Line	Margin	Level	Factor	Loss	Factor																																																																					
MHz	dBuV/m	dBuV/m	dB	dBuV	dB/m	dB	dB																																																																					
1	5250.00	89.07	-----	-----	73.29	34.50	10.68	29.40	0.00	112	120	AVERAGE																																																																



Mode	63																																												
	Band Edge - R																																												
	U-NII-2A_5.15-5.35_802.11be EHT160_CH50_Puncturing 20M_5250MHz																																												
ANT	CDD 1+2																																												
Pol.	Horizontal	Fundamental																																											
Peak	<table border="1"> <thead> <tr> <th>Limit</th> <th>Read</th> <th>Ant</th> <th>Cable</th> <th>Preamp</th> <th>Aux</th> <th>APos</th> <th>TPos</th> <th>Remark</th> </tr> <tr> <th>Freq</th> <th>Level</th> <th>Line</th> <th>Margin</th> <th>Level</th> <th>Factor</th> <th>Loss</th> <th>Factor</th> <th>Factor</th> <th>cm</th> <th>deg</th> </tr> <tr> <th>MHz</th> <th>dBuV/m</th> <th>dBuV/m</th> <th>dB</th> <th>dBuV</th> <th>dB/m</th> <th>dB</th> <th>dB</th> <th>dB</th> <th>cm</th> <th>deg</th> </tr> </thead> <tbody> <tr> <td>1 5366.45</td> <td>61.66</td> <td>74.00</td> <td>-12.34</td> <td>45.85</td> <td>34.50</td> <td>10.85</td> <td>29.54</td> <td>0.00</td> <td>112</td> <td>120</td> <td>PEAK</td> </tr> </tbody> </table>	Limit	Read	Ant	Cable	Preamp	Aux	APos	TPos	Remark	Freq	Level	Line	Margin	Level	Factor	Loss	Factor	Factor	cm	deg	MHz	dBuV/m	dBuV/m	dB	dBuV	dB/m	dB	dB	dB	cm	deg	1 5366.45	61.66	74.00	-12.34	45.85	34.50	10.85	29.54	0.00	112	120	PEAK	Blank
Limit	Read	Ant	Cable	Preamp	Aux	APos	TPos	Remark																																					
Freq	Level	Line	Margin	Level	Factor	Loss	Factor	Factor	cm	deg																																			
MHz	dBuV/m	dBuV/m	dB	dBuV	dB/m	dB	dB	dB	cm	deg																																			
1 5366.45	61.66	74.00	-12.34	45.85	34.50	10.85	29.54	0.00	112	120	PEAK																																		
Avg	<table border="1"> <thead> <tr> <th>Limit</th> <th>Read</th> <th>Ant</th> <th>Cable</th> <th>Preamp</th> <th>Aux</th> <th>APos</th> <th>TPos</th> <th>Remark</th> </tr> <tr> <th>Freq</th> <th>Level</th> <th>Line</th> <th>Margin</th> <th>Level</th> <th>Factor</th> <th>Loss</th> <th>Factor</th> <th>Factor</th> <th>cm</th> <th>deg</th> </tr> <tr> <th>MHz</th> <th>dBuV/m</th> <th>dBuV/m</th> <th>dB</th> <th>dBuV</th> <th>dB/m</th> <th>dB</th> <th>dB</th> <th>dB</th> <th>cm</th> <th>deg</th> </tr> </thead> <tbody> <tr> <td>1 5352.12</td> <td>50.09</td> <td>54.00</td> <td>-3.91</td> <td>34.28</td> <td>34.50</td> <td>10.83</td> <td>29.52</td> <td>0.00</td> <td>112</td> <td>120</td> <td>AVERAGE</td> </tr> </tbody> </table>	Limit	Read	Ant	Cable	Preamp	Aux	APos	TPos	Remark	Freq	Level	Line	Margin	Level	Factor	Loss	Factor	Factor	cm	deg	MHz	dBuV/m	dBuV/m	dB	dBuV	dB/m	dB	dB	dB	cm	deg	1 5352.12	50.09	54.00	-3.91	34.28	34.50	10.83	29.52	0.00	112	120	AVERAGE	Blank
Limit	Read	Ant	Cable	Preamp	Aux	APos	TPos	Remark																																					
Freq	Level	Line	Margin	Level	Factor	Loss	Factor	Factor	cm	deg																																			
MHz	dBuV/m	dBuV/m	dB	dBuV	dB/m	dB	dB	dB	cm	deg																																			
1 5352.12	50.09	54.00	-3.91	34.28	34.50	10.83	29.52	0.00	112	120	AVERAGE																																		



		63																																																																														
Mode		Band Edge - L																																																																														
		U-NII-2A_5.15-5.35_802.11be EHT160_CH50_Puncturing 20M_5250MHz																																																																														
ANT		CDD 1+2																																																																														
Pol.	Vertical	Fundamental																																																																														
Peak	 <p>Level (dBuV/m)</p> <p>Frequency (MHz)</p> <p>5G BAND 1-3</p> <table border="1"> <thead> <tr> <th>Limit</th> <th>Read</th> <th>Ant</th> <th>Cable</th> <th>Preamp</th> <th>Aux</th> <th>APos</th> <th>TPos</th> </tr> <tr> <th>Freq</th> <th>Level</th> <th>Line Margin</th> <th>Level Factor</th> <th>Loss Factor</th> <th>Factor</th> <th></th> <th>Remark</th> </tr> <tr> <th>MHz</th> <th>dBuV/m</th> <th>dBuV/m</th> <th>dB</th> <th>dBuV</th> <th>dB/m</th> <th>dB</th> <th>dB</th> <th>cm</th> <th>deg</th> </tr> </thead> <tbody> <tr> <td>1</td> <td>5114.38</td> <td>59.81</td> <td>74.00</td> <td>-14.19</td> <td>44.14</td> <td>34.33</td> <td>10.61</td> <td>29.27</td> <td>0.00</td> <td>300</td> <td>67</td> <td>PEAK</td> </tr> </tbody> </table>	Limit	Read	Ant	Cable	Preamp	Aux	APos	TPos	Freq	Level	Line Margin	Level Factor	Loss Factor	Factor		Remark	MHz	dBuV/m	dBuV/m	dB	dBuV	dB/m	dB	dB	cm	deg	1	5114.38	59.81	74.00	-14.19	44.14	34.33	10.61	29.27	0.00	300	67	PEAK	 <p>Level (dBuV/m)</p> <p>Frequency (MHz)</p> <p>5G BAND 1-3</p> <table border="1"> <thead> <tr> <th>Limit</th> <th>Read</th> <th>Ant</th> <th>Cable</th> <th>Preamp</th> <th>Aux</th> <th>APos</th> <th>TPos</th> </tr> <tr> <th>Freq</th> <th>Level</th> <th>Line Margin</th> <th>Level Factor</th> <th>Loss Factor</th> <th>Factor</th> <th></th> <th>Remark</th> </tr> <tr> <th>MHz</th> <th>dBuV/m</th> <th>dBuV/m</th> <th>dB</th> <th>dBuV</th> <th>dB/m</th> <th>dB</th> <th>dB</th> <th>cm</th> <th>deg</th> </tr> </thead> <tbody> <tr> <td>1</td> <td>5250.00</td> <td>98.80</td> <td>-----</td> <td>-----</td> <td>83.02</td> <td>34.50</td> <td>10.65</td> <td>29.37</td> <td>0.00</td> <td>300</td> <td>67</td> <td>PEAK</td> </tr> </tbody> </table>	Limit	Read	Ant	Cable	Preamp	Aux	APos	TPos	Freq	Level	Line Margin	Level Factor	Loss Factor	Factor		Remark	MHz	dBuV/m	dBuV/m	dB	dBuV	dB/m	dB	dB	cm	deg	1	5250.00	98.80	-----	-----	83.02	34.50	10.65	29.37	0.00	300	67	PEAK
	Limit	Read	Ant	Cable	Preamp	Aux	APos	TPos																																																																								
Freq	Level	Line Margin	Level Factor	Loss Factor	Factor		Remark																																																																									
MHz	dBuV/m	dBuV/m	dB	dBuV	dB/m	dB	dB	cm	deg																																																																							
1	5114.38	59.81	74.00	-14.19	44.14	34.33	10.61	29.27	0.00	300	67	PEAK																																																																				
Limit	Read	Ant	Cable	Preamp	Aux	APos	TPos																																																																									
Freq	Level	Line Margin	Level Factor	Loss Factor	Factor		Remark																																																																									
MHz	dBuV/m	dBuV/m	dB	dBuV	dB/m	dB	dB	cm	deg																																																																							
1	5250.00	98.80	-----	-----	83.02	34.50	10.65	29.37	0.00	300	67	PEAK																																																																				
Avg	 <p>Level (dBuV/m)</p> <p>Frequency (MHz)</p> <p>5G BAND 1-3 (AVG)</p> <table border="1"> <thead> <tr> <th>Limit</th> <th>Read</th> <th>Ant</th> <th>Cable</th> <th>Preamp</th> <th>Aux</th> <th>APos</th> <th>TPos</th> </tr> <tr> <th>Freq</th> <th>Level</th> <th>Line Margin</th> <th>Level Factor</th> <th>Loss Factor</th> <th>Factor</th> <th></th> <th>Remark</th> </tr> <tr> <th>MHz</th> <th>dBuV/m</th> <th>dBuV/m</th> <th>dB</th> <th>dBuV</th> <th>dB/m</th> <th>dB</th> <th>dB</th> <th>cm</th> <th>deg</th> </tr> </thead> <tbody> <tr> <td>1</td> <td>5136.12</td> <td>48.52</td> <td>54.00</td> <td>-5.48</td> <td>32.84</td> <td>34.37</td> <td>10.61</td> <td>29.30</td> <td>0.00</td> <td>300</td> <td>67</td> <td>AVERAGE</td> </tr> </tbody> </table>	Limit	Read	Ant	Cable	Preamp	Aux	APos	TPos	Freq	Level	Line Margin	Level Factor	Loss Factor	Factor		Remark	MHz	dBuV/m	dBuV/m	dB	dBuV	dB/m	dB	dB	cm	deg	1	5136.12	48.52	54.00	-5.48	32.84	34.37	10.61	29.30	0.00	300	67	AVERAGE	 <p>Level (dBuV/m)</p> <p>Frequency (MHz)</p> <p>5G BAND 1-3 (AVG)</p> <table border="1"> <thead> <tr> <th>Limit</th> <th>Read</th> <th>Ant</th> <th>Cable</th> <th>Preamp</th> <th>Aux</th> <th>APos</th> <th>TPos</th> </tr> <tr> <th>Freq</th> <th>Level</th> <th>Line Margin</th> <th>Level Factor</th> <th>Loss Factor</th> <th>Factor</th> <th></th> <th>Remark</th> </tr> <tr> <th>MHz</th> <th>dBuV/m</th> <th>dBuV/m</th> <th>dB</th> <th>dBuV</th> <th>dB/m</th> <th>dB</th> <th>dB</th> <th>cm</th> <th>deg</th> </tr> </thead> <tbody> <tr> <td>1</td> <td>5250.00</td> <td>88.20</td> <td>-----</td> <td>-----</td> <td>72.43</td> <td>34.49</td> <td>10.64</td> <td>29.36</td> <td>0.00</td> <td>300</td> <td>67</td> <td>AVERAGE</td> </tr> </tbody> </table>	Limit	Read	Ant	Cable	Preamp	Aux	APos	TPos	Freq	Level	Line Margin	Level Factor	Loss Factor	Factor		Remark	MHz	dBuV/m	dBuV/m	dB	dBuV	dB/m	dB	dB	cm	deg	1	5250.00	88.20	-----	-----	72.43	34.49	10.64	29.36	0.00	300	67	AVERAGE
	Limit	Read	Ant	Cable	Preamp	Aux	APos	TPos																																																																								
Freq	Level	Line Margin	Level Factor	Loss Factor	Factor		Remark																																																																									
MHz	dBuV/m	dBuV/m	dB	dBuV	dB/m	dB	dB	cm	deg																																																																							
1	5136.12	48.52	54.00	-5.48	32.84	34.37	10.61	29.30	0.00	300	67	AVERAGE																																																																				
Limit	Read	Ant	Cable	Preamp	Aux	APos	TPos																																																																									
Freq	Level	Line Margin	Level Factor	Loss Factor	Factor		Remark																																																																									
MHz	dBuV/m	dBuV/m	dB	dBuV	dB/m	dB	dB	cm	deg																																																																							
1	5250.00	88.20	-----	-----	72.43	34.49	10.64	29.36	0.00	300	67	AVERAGE																																																																				



Mode	63																																								
	Band Edge - R																																								
	U-NII-2A_5.15-5.35_802.11be EHT160_CH50_Puncturing 20M_5250MHz																																								
ANT	CDD 1+2																																								
Pol.	Vertical	Fundamental																																							
Peak	<table border="1"> <thead> <tr> <th>Limit</th> <th>Read</th> <th>Ant</th> <th>Cable</th> <th>Preamp</th> <th>Aux</th> <th>APos</th> <th>TPos</th> <th>Remark</th> </tr> <tr> <th>Freq</th> <th>Level</th> <th>Line</th> <th>Margin</th> <th>Level</th> <th>Factor</th> <th>Loss</th> <th>Factor</th> <th>Factor</th> </tr> <tr> <th>MHz</th> <th>dBuV/m</th> <th>dBuV/m</th> <th>dB</th> <th>dBuV</th> <th>dB/m</th> <th>dB</th> <th>dB</th> <th>cm</th> <th>deg</th> </tr> </thead> <tbody> <tr> <td>1 5353.22</td> <td>59.80</td> <td>74.00</td> <td>-14.20</td> <td>43.99</td> <td>34.50</td> <td>10.83</td> <td>29.52</td> <td>0.00</td> <td>300</td> <td>67 PEAK</td> </tr> </tbody> </table>	Limit	Read	Ant	Cable	Preamp	Aux	APos	TPos	Remark	Freq	Level	Line	Margin	Level	Factor	Loss	Factor	Factor	MHz	dBuV/m	dBuV/m	dB	dBuV	dB/m	dB	dB	cm	deg	1 5353.22	59.80	74.00	-14.20	43.99	34.50	10.83	29.52	0.00	300	67 PEAK	Blank
Limit	Read	Ant	Cable	Preamp	Aux	APos	TPos	Remark																																	
Freq	Level	Line	Margin	Level	Factor	Loss	Factor	Factor																																	
MHz	dBuV/m	dBuV/m	dB	dBuV	dB/m	dB	dB	cm	deg																																
1 5353.22	59.80	74.00	-14.20	43.99	34.50	10.83	29.52	0.00	300	67 PEAK																															
Avg	<table border="1"> <thead> <tr> <th>Limit</th> <th>Read</th> <th>Ant</th> <th>Cable</th> <th>Preamp</th> <th>Aux</th> <th>APos</th> <th>TPos</th> <th>Remark</th> </tr> <tr> <th>Freq</th> <th>Level</th> <th>Line</th> <th>Margin</th> <th>Level</th> <th>Factor</th> <th>Loss</th> <th>Factor</th> <th>Factor</th> </tr> <tr> <th>MHz</th> <th>dBuV/m</th> <th>dBuV/m</th> <th>dB</th> <th>dBuV</th> <th>dB/m</th> <th>dB</th> <th>dB</th> <th>cm</th> <th>deg</th> </tr> </thead> <tbody> <tr> <td>1 5355.74</td> <td>49.03</td> <td>54.00</td> <td>-4.97</td> <td>33.22</td> <td>34.50</td> <td>10.84</td> <td>29.53</td> <td>0.00</td> <td>300</td> <td>67 AVERAGE</td> </tr> </tbody> </table>	Limit	Read	Ant	Cable	Preamp	Aux	APos	TPos	Remark	Freq	Level	Line	Margin	Level	Factor	Loss	Factor	Factor	MHz	dBuV/m	dBuV/m	dB	dBuV	dB/m	dB	dB	cm	deg	1 5355.74	49.03	54.00	-4.97	33.22	34.50	10.84	29.53	0.00	300	67 AVERAGE	Blank
Limit	Read	Ant	Cable	Preamp	Aux	APos	TPos	Remark																																	
Freq	Level	Line	Margin	Level	Factor	Loss	Factor	Factor																																	
MHz	dBuV/m	dBuV/m	dB	dBuV	dB/m	dB	dB	cm	deg																																
1 5355.74	49.03	54.00	-4.97	33.22	34.50	10.84	29.53	0.00	300	67 AVERAGE																															





Mode	64																																																																											
	Band Edge - L																																																																											
	U-NII-2A_5.15-5.35_802.11be EHT160_CH50_Puncturing 20M_5250MHz																																																																											
ANT	CDD 1+2																																																																											
Pol.	Horizontal	Fundamental																																																																										
Peak	<table border="1"> <thead> <tr> <th>Limit</th> <th>Read</th> <th>Ant</th> <th>Cable</th> <th>Preamp</th> <th>Aux</th> <th>APos</th> <th>TPos</th> </tr> <tr> <th>Freq</th> <th>Level</th> <th>Line Margin</th> <th>Level Factor</th> <th>Loss Factor</th> <th>Factor</th> <th></th> <th>Remark</th> </tr> <tr> <th>MHz</th> <th>dBuV/m</th> <th>dBuV/m</th> <th>dB</th> <th>dBuV</th> <th>dB/m</th> <th>dB</th> <th>dB</th> </tr> </thead> <tbody> <tr> <td>1</td> <td>5147.38</td> <td>60.81</td> <td>74.00</td> <td>-13.19</td> <td>45.11</td> <td>34.39</td> <td>10.62</td> <td>29.31</td> <td>0.00</td> <td>100</td> <td>115</td> <td>PEAK</td> </tr> </tbody> </table>	Limit	Read	Ant	Cable	Preamp	Aux	APos	TPos	Freq	Level	Line Margin	Level Factor	Loss Factor	Factor		Remark	MHz	dBuV/m	dBuV/m	dB	dBuV	dB/m	dB	dB	1	5147.38	60.81	74.00	-13.19	45.11	34.39	10.62	29.31	0.00	100	115	PEAK	<table border="1"> <thead> <tr> <th>Limit</th> <th>Read</th> <th>Ant</th> <th>Cable</th> <th>Preamp</th> <th>Aux</th> <th>APos</th> <th>TPos</th> </tr> <tr> <th>Freq</th> <th>Level</th> <th>Line Margin</th> <th>Level Factor</th> <th>Loss Factor</th> <th>Factor</th> <th></th> <th>Remark</th> </tr> <tr> <th>MHz</th> <th>dBuV/m</th> <th>dBuV/m</th> <th>dB</th> <th>dBuV</th> <th>dB/m</th> <th>dB</th> <th>dB</th> </tr> </thead> <tbody> <tr> <td>1</td> <td>5250.00</td> <td>97.76</td> <td>-----</td> <td>-----</td> <td>82.01</td> <td>34.45</td> <td>10.63</td> <td>29.33</td> <td>0.00</td> <td>100</td> <td>115</td> <td>PEAK</td> </tr> </tbody> </table>	Limit	Read	Ant	Cable	Preamp	Aux	APos	TPos	Freq	Level	Line Margin	Level Factor	Loss Factor	Factor		Remark	MHz	dBuV/m	dBuV/m	dB	dBuV	dB/m	dB	dB	1	5250.00	97.76	-----	-----	82.01	34.45	10.63	29.33	0.00	100	115	PEAK
	Limit	Read	Ant	Cable	Preamp	Aux	APos	TPos																																																																				
Freq	Level	Line Margin	Level Factor	Loss Factor	Factor		Remark																																																																					
MHz	dBuV/m	dBuV/m	dB	dBuV	dB/m	dB	dB																																																																					
1	5147.38	60.81	74.00	-13.19	45.11	34.39	10.62	29.31	0.00	100	115	PEAK																																																																
Limit	Read	Ant	Cable	Preamp	Aux	APos	TPos																																																																					
Freq	Level	Line Margin	Level Factor	Loss Factor	Factor		Remark																																																																					
MHz	dBuV/m	dBuV/m	dB	dBuV	dB/m	dB	dB																																																																					
1	5250.00	97.76	-----	-----	82.01	34.45	10.63	29.33	0.00	100	115	PEAK																																																																
Avg	<table border="1"> <thead> <tr> <th>Limit</th> <th>Read</th> <th>Ant</th> <th>Cable</th> <th>Preamp</th> <th>Aux</th> <th>APos</th> <th>TPos</th> </tr> <tr> <th>Freq</th> <th>Level</th> <th>Line Margin</th> <th>Level Factor</th> <th>Loss Factor</th> <th>Factor</th> <th></th> <th>Remark</th> </tr> <tr> <th>MHz</th> <th>dBuV/m</th> <th>dBuV/m</th> <th>dB</th> <th>dBuV</th> <th>dB/m</th> <th>dB</th> <th>dB</th> </tr> </thead> <tbody> <tr> <td>1</td> <td>5132.85</td> <td>49.51</td> <td>54.00</td> <td>-4.49</td> <td>33.82</td> <td>34.37</td> <td>10.61</td> <td>29.29</td> <td>0.00</td> <td>100</td> <td>115</td> <td>AVERAGE</td> </tr> </tbody> </table>	Limit	Read	Ant	Cable	Preamp	Aux	APos	TPos	Freq	Level	Line Margin	Level Factor	Loss Factor	Factor		Remark	MHz	dBuV/m	dBuV/m	dB	dBuV	dB/m	dB	dB	1	5132.85	49.51	54.00	-4.49	33.82	34.37	10.61	29.29	0.00	100	115	AVERAGE	<table border="1"> <thead> <tr> <th>Limit</th> <th>Read</th> <th>Ant</th> <th>Cable</th> <th>Preamp</th> <th>Aux</th> <th>APos</th> <th>TPos</th> </tr> <tr> <th>Freq</th> <th>Level</th> <th>Line Margin</th> <th>Level Factor</th> <th>Loss Factor</th> <th>Factor</th> <th></th> <th>Remark</th> </tr> <tr> <th>MHz</th> <th>dBuV/m</th> <th>dBuV/m</th> <th>dB</th> <th>dBuV</th> <th>dB/m</th> <th>dB</th> <th>dB</th> </tr> </thead> <tbody> <tr> <td>1</td> <td>5250.00</td> <td>88.60</td> <td>-----</td> <td>-----</td> <td>72.82</td> <td>34.50</td> <td>10.68</td> <td>29.40</td> <td>0.00</td> <td>100</td> <td>115</td> <td>AVERAGE</td> </tr> </tbody> </table>	Limit	Read	Ant	Cable	Preamp	Aux	APos	TPos	Freq	Level	Line Margin	Level Factor	Loss Factor	Factor		Remark	MHz	dBuV/m	dBuV/m	dB	dBuV	dB/m	dB	dB	1	5250.00	88.60	-----	-----	72.82	34.50	10.68	29.40	0.00	100	115	AVERAGE
Limit	Read	Ant	Cable	Preamp	Aux	APos	TPos																																																																					
Freq	Level	Line Margin	Level Factor	Loss Factor	Factor		Remark																																																																					
MHz	dBuV/m	dBuV/m	dB	dBuV	dB/m	dB	dB																																																																					
1	5132.85	49.51	54.00	-4.49	33.82	34.37	10.61	29.29	0.00	100	115	AVERAGE																																																																
Limit	Read	Ant	Cable	Preamp	Aux	APos	TPos																																																																					
Freq	Level	Line Margin	Level Factor	Loss Factor	Factor		Remark																																																																					
MHz	dBuV/m	dBuV/m	dB	dBuV	dB/m	dB	dB																																																																					
1	5250.00	88.60	-----	-----	72.82	34.50	10.68	29.40	0.00	100	115	AVERAGE																																																																



Mode	64																																												
	Band Edge - R																																												
	U-NII-2A_5.15-5.35_802.11be EHT160_CH50_Puncturing 20M_5250MHz																																												
ANT	CDD 1+2																																												
Pol.	Horizontal	Fundamental																																											
Peak	<table border="1"> <thead> <tr> <th>Limit</th> <th>Read</th> <th>Ant</th> <th>Cable</th> <th>Preamp</th> <th>Aux</th> <th>APos</th> <th>TPos</th> <th>Remark</th> </tr> <tr> <th>Freq</th> <th>Level</th> <th>Line</th> <th>Margin</th> <th>Level</th> <th>Factor</th> <th>Loss</th> <th>Factor</th> <th>Factor</th> <th>cm</th> <th>deg</th> </tr> <tr> <th>MHz</th> <th>dBuV/m</th> <th>dBuV/m</th> <th>dB</th> <th>dBuV</th> <th>dB/m</th> <th>dB</th> <th>dB</th> <th>dB</th> <th>cm</th> <th>deg</th> </tr> </thead> <tbody> <tr> <td>1 5368.78</td> <td>61.87</td> <td>74.00</td> <td>-12.13</td> <td>46.06</td> <td>34.50</td> <td>10.84</td> <td>29.53</td> <td>0.00</td> <td>100</td> <td>115</td> <td>PEAK</td> </tr> </tbody> </table>	Limit	Read	Ant	Cable	Preamp	Aux	APos	TPos	Remark	Freq	Level	Line	Margin	Level	Factor	Loss	Factor	Factor	cm	deg	MHz	dBuV/m	dBuV/m	dB	dBuV	dB/m	dB	dB	dB	cm	deg	1 5368.78	61.87	74.00	-12.13	46.06	34.50	10.84	29.53	0.00	100	115	PEAK	Blank
Limit	Read	Ant	Cable	Preamp	Aux	APos	TPos	Remark																																					
Freq	Level	Line	Margin	Level	Factor	Loss	Factor	Factor	cm	deg																																			
MHz	dBuV/m	dBuV/m	dB	dBuV	dB/m	dB	dB	dB	cm	deg																																			
1 5368.78	61.87	74.00	-12.13	46.06	34.50	10.84	29.53	0.00	100	115	PEAK																																		
Avg	<table border="1"> <thead> <tr> <th>Limit</th> <th>Read</th> <th>Ant</th> <th>Cable</th> <th>Preamp</th> <th>Aux</th> <th>APos</th> <th>TPos</th> <th>Remark</th> </tr> <tr> <th>Freq</th> <th>Level</th> <th>Line</th> <th>Margin</th> <th>Level</th> <th>Factor</th> <th>Loss</th> <th>Factor</th> <th>Factor</th> <th>cm</th> <th>deg</th> </tr> <tr> <th>MHz</th> <th>dBuV/m</th> <th>dBuV/m</th> <th>dB</th> <th>dBuV</th> <th>dB/m</th> <th>dB</th> <th>dB</th> <th>dB</th> <th>cm</th> <th>deg</th> </tr> </thead> <tbody> <tr> <td>1 5352.16</td> <td>50.06</td> <td>54.00</td> <td>-3.94</td> <td>34.25</td> <td>34.50</td> <td>10.83</td> <td>29.52</td> <td>0.00</td> <td>100</td> <td>115</td> <td>AVERAGE</td> </tr> </tbody> </table>	Limit	Read	Ant	Cable	Preamp	Aux	APos	TPos	Remark	Freq	Level	Line	Margin	Level	Factor	Loss	Factor	Factor	cm	deg	MHz	dBuV/m	dBuV/m	dB	dBuV	dB/m	dB	dB	dB	cm	deg	1 5352.16	50.06	54.00	-3.94	34.25	34.50	10.83	29.52	0.00	100	115	AVERAGE	Blank
Limit	Read	Ant	Cable	Preamp	Aux	APos	TPos	Remark																																					
Freq	Level	Line	Margin	Level	Factor	Loss	Factor	Factor	cm	deg																																			
MHz	dBuV/m	dBuV/m	dB	dBuV	dB/m	dB	dB	dB	cm	deg																																			
1 5352.16	50.06	54.00	-3.94	34.25	34.50	10.83	29.52	0.00	100	115	AVERAGE																																		

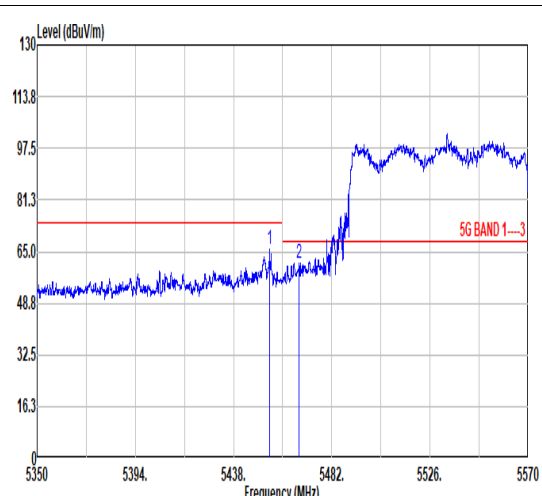
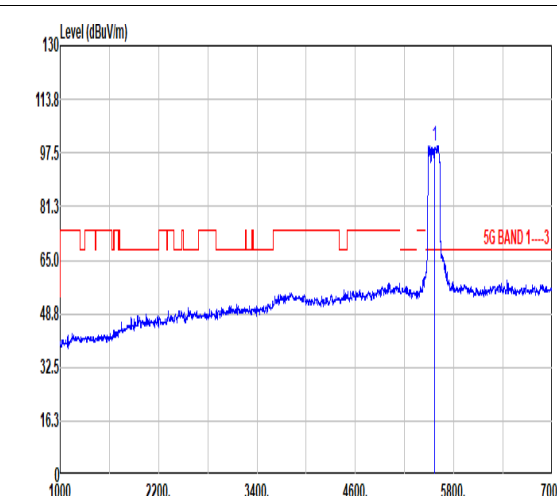
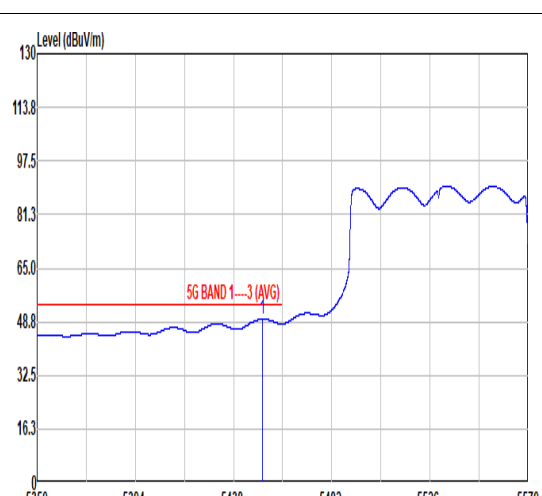
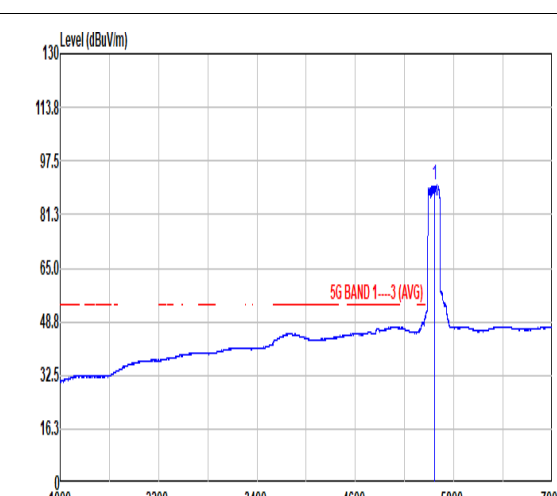


		64																																																																														
Mode		Band Edge - L																																																																														
		U-NII-2A_5.15-5.35_802.11be EHT160_CH50_Puncturing 20M_5250MHz																																																																														
ANT		CDD 1+2																																																																														
Pol.	Vertical	Fundamental																																																																														
Peak	<table border="1"> <thead> <tr> <th>Limit</th> <th>Read</th> <th>Ant</th> <th>Cable</th> <th>Preamp</th> <th>Aux</th> <th>APos</th> <th>TPos</th> </tr> <tr> <th>Freq</th> <th>Level</th> <th>Line Margin</th> <th>Level Factor</th> <th>Loss Factor</th> <th>Factor</th> <th></th> <th>Remark</th> </tr> <tr> <th>MHz</th> <th>dBuV/m</th> <th>dBuV/m</th> <th>dB</th> <th>dBuV</th> <th>dB/m</th> <th>dB</th> <th>dB</th> <th>cm</th> <th>deg</th> </tr> </thead> <tbody> <tr> <td>1</td> <td>5093.13</td> <td>59.61</td> <td>74.00</td> <td>-14.39</td> <td>43.98</td> <td>34.29</td> <td>10.60</td> <td>29.26</td> <td>0.00</td> <td>300</td> <td>66</td> <td>PEAK</td> </tr> </tbody> </table>	Limit	Read	Ant	Cable	Preamp	Aux	APos	TPos	Freq	Level	Line Margin	Level Factor	Loss Factor	Factor		Remark	MHz	dBuV/m	dBuV/m	dB	dBuV	dB/m	dB	dB	cm	deg	1	5093.13	59.61	74.00	-14.39	43.98	34.29	10.60	29.26	0.00	300	66	PEAK	<table border="1"> <thead> <tr> <th>Limit</th> <th>Read</th> <th>Ant</th> <th>Cable</th> <th>Preamp</th> <th>Aux</th> <th>APos</th> <th>TPos</th> </tr> <tr> <th>Freq</th> <th>Level</th> <th>Line Margin</th> <th>Level Factor</th> <th>Loss Factor</th> <th>Factor</th> <th></th> <th>Remark</th> </tr> <tr> <th>MHz</th> <th>dBuV/m</th> <th>dBuV/m</th> <th>dB</th> <th>dBuV</th> <th>dB/m</th> <th>dB</th> <th>dB</th> <th>cm</th> <th>deg</th> </tr> </thead> <tbody> <tr> <td>1</td> <td>5250.00</td> <td>97.28</td> <td>-----</td> <td>-----</td> <td>81.53</td> <td>34.45</td> <td>10.63</td> <td>29.33</td> <td>0.00</td> <td>300</td> <td>66</td> <td>PEAK</td> </tr> </tbody> </table>	Limit	Read	Ant	Cable	Preamp	Aux	APos	TPos	Freq	Level	Line Margin	Level Factor	Loss Factor	Factor		Remark	MHz	dBuV/m	dBuV/m	dB	dBuV	dB/m	dB	dB	cm	deg	1	5250.00	97.28	-----	-----	81.53	34.45	10.63	29.33	0.00	300	66	PEAK
	Limit	Read	Ant	Cable	Preamp	Aux	APos	TPos																																																																								
Freq	Level	Line Margin	Level Factor	Loss Factor	Factor		Remark																																																																									
MHz	dBuV/m	dBuV/m	dB	dBuV	dB/m	dB	dB	cm	deg																																																																							
1	5093.13	59.61	74.00	-14.39	43.98	34.29	10.60	29.26	0.00	300	66	PEAK																																																																				
Limit	Read	Ant	Cable	Preamp	Aux	APos	TPos																																																																									
Freq	Level	Line Margin	Level Factor	Loss Factor	Factor		Remark																																																																									
MHz	dBuV/m	dBuV/m	dB	dBuV	dB/m	dB	dB	cm	deg																																																																							
1	5250.00	97.28	-----	-----	81.53	34.45	10.63	29.33	0.00	300	66	PEAK																																																																				
Avg	<table border="1"> <thead> <tr> <th>Limit</th> <th>Read</th> <th>Ant</th> <th>Cable</th> <th>Preamp</th> <th>Aux</th> <th>APos</th> <th>TPos</th> </tr> <tr> <th>Freq</th> <th>Level</th> <th>Line Margin</th> <th>Level Factor</th> <th>Loss Factor</th> <th>Factor</th> <th></th> <th>Remark</th> </tr> <tr> <th>MHz</th> <th>dBuV/m</th> <th>dBuV/m</th> <th>dB</th> <th>dBuV</th> <th>dB/m</th> <th>dB</th> <th>dB</th> <th>cm</th> <th>deg</th> </tr> </thead> <tbody> <tr> <td>1</td> <td>5115.63</td> <td>49.22</td> <td>54.00</td> <td>-4.78</td> <td>33.56</td> <td>34.33</td> <td>10.61</td> <td>29.28</td> <td>0.00</td> <td>300</td> <td>66</td> <td>AVERAGE</td> </tr> </tbody> </table>	Limit	Read	Ant	Cable	Preamp	Aux	APos	TPos	Freq	Level	Line Margin	Level Factor	Loss Factor	Factor		Remark	MHz	dBuV/m	dBuV/m	dB	dBuV	dB/m	dB	dB	cm	deg	1	5115.63	49.22	54.00	-4.78	33.56	34.33	10.61	29.28	0.00	300	66	AVERAGE	<table border="1"> <thead> <tr> <th>Limit</th> <th>Read</th> <th>Ant</th> <th>Cable</th> <th>Preamp</th> <th>Aux</th> <th>APos</th> <th>TPos</th> </tr> <tr> <th>Freq</th> <th>Level</th> <th>Line Margin</th> <th>Level Factor</th> <th>Loss Factor</th> <th>Factor</th> <th></th> <th>Remark</th> </tr> <tr> <th>MHz</th> <th>dBuV/m</th> <th>dBuV/m</th> <th>dB</th> <th>dBuV</th> <th>dB/m</th> <th>dB</th> <th>dB</th> <th>cm</th> <th>deg</th> </tr> </thead> <tbody> <tr> <td>1</td> <td>5250.00</td> <td>88.31</td> <td>-----</td> <td>-----</td> <td>72.54</td> <td>34.48</td> <td>10.64</td> <td>29.35</td> <td>0.00</td> <td>300</td> <td>66</td> <td>AVERAGE</td> </tr> </tbody> </table>	Limit	Read	Ant	Cable	Preamp	Aux	APos	TPos	Freq	Level	Line Margin	Level Factor	Loss Factor	Factor		Remark	MHz	dBuV/m	dBuV/m	dB	dBuV	dB/m	dB	dB	cm	deg	1	5250.00	88.31	-----	-----	72.54	34.48	10.64	29.35	0.00	300	66	AVERAGE
	Limit	Read	Ant	Cable	Preamp	Aux	APos	TPos																																																																								
Freq	Level	Line Margin	Level Factor	Loss Factor	Factor		Remark																																																																									
MHz	dBuV/m	dBuV/m	dB	dBuV	dB/m	dB	dB	cm	deg																																																																							
1	5115.63	49.22	54.00	-4.78	33.56	34.33	10.61	29.28	0.00	300	66	AVERAGE																																																																				
Limit	Read	Ant	Cable	Preamp	Aux	APos	TPos																																																																									
Freq	Level	Line Margin	Level Factor	Loss Factor	Factor		Remark																																																																									
MHz	dBuV/m	dBuV/m	dB	dBuV	dB/m	dB	dB	cm	deg																																																																							
1	5250.00	88.31	-----	-----	72.54	34.48	10.64	29.35	0.00	300	66	AVERAGE																																																																				



Mode	64																																								
	Band Edge - R																																								
	U-NII-2A_5.15-5.35_802.11be EHT160_CH50_Puncturing 20M_5250MHz																																								
ANT	CDD 1+2																																								
Pol.	Vertical	Fundamental																																							
Peak	<table border="1"> <thead> <tr> <th>Limit</th> <th>Read</th> <th>Ant</th> <th>Cable</th> <th>Preamp</th> <th>Aux</th> <th>APos</th> <th>TPos</th> <th>Remark</th> </tr> <tr> <th>Freq</th> <th>Level</th> <th>Line</th> <th>Margin</th> <th>Level</th> <th>Factor</th> <th>Loss</th> <th>Factor</th> <th>Factor</th> </tr> <tr> <th>MHz</th> <th>dBuV/m</th> <th>dBuV/m</th> <th>dB</th> <th>dBuV</th> <th>dB/m</th> <th>dB</th> <th>dB</th> <th>cm</th> <th>deg</th> </tr> </thead> <tbody> <tr> <td>1 5376.95</td> <td>61.33</td> <td>74.00</td> <td>-12.67</td> <td>45.52</td> <td>34.50</td> <td>10.86</td> <td>29.55</td> <td>0.00</td> <td>300</td> <td>66 PEAK</td> </tr> </tbody> </table>	Limit	Read	Ant	Cable	Preamp	Aux	APos	TPos	Remark	Freq	Level	Line	Margin	Level	Factor	Loss	Factor	Factor	MHz	dBuV/m	dBuV/m	dB	dBuV	dB/m	dB	dB	cm	deg	1 5376.95	61.33	74.00	-12.67	45.52	34.50	10.86	29.55	0.00	300	66 PEAK	Blank
Limit	Read	Ant	Cable	Preamp	Aux	APos	TPos	Remark																																	
Freq	Level	Line	Margin	Level	Factor	Loss	Factor	Factor																																	
MHz	dBuV/m	dBuV/m	dB	dBuV	dB/m	dB	dB	cm	deg																																
1 5376.95	61.33	74.00	-12.67	45.52	34.50	10.86	29.55	0.00	300	66 PEAK																															
Avg	<table border="1"> <thead> <tr> <th>Limit</th> <th>Read</th> <th>Ant</th> <th>Cable</th> <th>Preamp</th> <th>Aux</th> <th>APos</th> <th>TPos</th> <th>Remark</th> </tr> <tr> <th>Freq</th> <th>Level</th> <th>Line</th> <th>Margin</th> <th>Level</th> <th>Factor</th> <th>Loss</th> <th>Factor</th> <th>Factor</th> </tr> <tr> <th>MHz</th> <th>dBuV/m</th> <th>dBuV/m</th> <th>dB</th> <th>dBuV</th> <th>dB/m</th> <th>dB</th> <th>dB</th> <th>cm</th> <th>deg</th> </tr> </thead> <tbody> <tr> <td>1 5356.97</td> <td>49.20</td> <td>54.00</td> <td>-4.80</td> <td>33.39</td> <td>34.50</td> <td>10.84</td> <td>29.53</td> <td>0.00</td> <td>300</td> <td>66 AVERAGE</td> </tr> </tbody> </table>	Limit	Read	Ant	Cable	Preamp	Aux	APos	TPos	Remark	Freq	Level	Line	Margin	Level	Factor	Loss	Factor	Factor	MHz	dBuV/m	dBuV/m	dB	dBuV	dB/m	dB	dB	cm	deg	1 5356.97	49.20	54.00	-4.80	33.39	34.50	10.84	29.53	0.00	300	66 AVERAGE	Blank
Limit	Read	Ant	Cable	Preamp	Aux	APos	TPos	Remark																																	
Freq	Level	Line	Margin	Level	Factor	Loss	Factor	Factor																																	
MHz	dBuV/m	dBuV/m	dB	dBuV	dB/m	dB	dB	cm	deg																																
1 5356.97	49.20	54.00	-4.80	33.39	34.50	10.84	29.53	0.00	300	66 AVERAGE																															



		65																																																																															
Mode		Band Edge - L																																																																															
		U-NII-2C_5.47-5.725_802.11be EHT160_CH114_Puncturing 20M_5570MHz																																																																															
ANT		CDD 1+2																																																																															
Pol.		Horizontal				Fundamental																																																																											
Peak	 <p>Level (dBuV/m) vs Frequency (MHz) plot for Horizontal polarization. The y-axis ranges from 0 to 130 dBuV/m, and the x-axis ranges from 5350 to 5570 MHz. A red line indicates the 5G BAND 1-3 limit. Two peaks are marked with '1' and '2'.</p> <table border="1"> <thead> <tr> <th>Limit</th> <th>Read</th> <th>Ant</th> <th>Cable</th> <th>Preamp</th> <th>Aux</th> <th>APos</th> <th>TPos</th> <th colspan="2">Remark</th> </tr> <tr> <th>Freq</th> <th>Level</th> <th>Line Margin</th> <th>Level Factor</th> <th>Loss Factor</th> <th>Loss Factor</th> <th>Factor</th> <th>Factor</th> <th>cm</th> <th>deg</th> </tr> </thead> <tbody> <tr> <td>1</td> <td>5454.18</td> <td>65.74</td> <td>74.00</td> <td>-8.26</td> <td>49.85</td> <td>34.53</td> <td>10.97</td> <td>29.61</td> <td>0.00</td> <td>100</td> <td>114</td> <td>PEAK</td> </tr> <tr> <td>2</td> <td>5467.38</td> <td>61.30</td> <td>68.30</td> <td>-7.00</td> <td>45.40</td> <td>34.53</td> <td>10.99</td> <td>29.62</td> <td>0.00</td> <td>100</td> <td>114</td> <td>PEAK</td> </tr> </tbody> </table>	Limit	Read	Ant	Cable	Preamp	Aux	APos	TPos	Remark		Freq	Level	Line Margin	Level Factor	Loss Factor	Loss Factor	Factor	Factor	cm	deg	1	5454.18	65.74	74.00	-8.26	49.85	34.53	10.97	29.61	0.00	100	114	PEAK	2	5467.38	61.30	68.30	-7.00	45.40	34.53	10.99	29.62	0.00	100	114	PEAK	 <p>Level (dBuV/m) vs Frequency (MHz) plot for Fundamental polarization. The y-axis ranges from 0 to 130 dBuV/m, and the x-axis ranges from 1000 to 7000 MHz. A red line indicates the 5G BAND 1-3 limit. A single peak is marked with '1'.</p> <table border="1"> <thead> <tr> <th>Limit</th> <th>Read</th> <th>Ant</th> <th>Cable</th> <th>Preamp</th> <th>Aux</th> <th>APos</th> <th>TPos</th> <th colspan="2">Remark</th> </tr> <tr> <th>Freq</th> <th>Level</th> <th>Line Margin</th> <th>Level Factor</th> <th>Loss Factor</th> <th>Loss Factor</th> <th>Factor</th> <th>Factor</th> <th>cm</th> <th>deg</th> </tr> </thead> <tbody> <tr> <td>1</td> <td>5570.00</td> <td>99.80</td> <td>-----</td> <td>-----</td> <td>83.74</td> <td>34.62</td> <td>11.20</td> <td>29.76</td> <td>0.00</td> <td>100</td> <td>114</td> <td>PEAK</td> </tr> </tbody> </table>	Limit	Read	Ant	Cable	Preamp	Aux	APos	TPos	Remark		Freq	Level	Line Margin	Level Factor	Loss Factor	Loss Factor	Factor	Factor	cm	deg	1	5570.00	99.80	-----	-----	83.74	34.62	11.20	29.76	0.00	100	114	PEAK
	Limit	Read	Ant	Cable	Preamp	Aux	APos	TPos	Remark																																																																								
Freq	Level	Line Margin	Level Factor	Loss Factor	Loss Factor	Factor	Factor	cm	deg																																																																								
1	5454.18	65.74	74.00	-8.26	49.85	34.53	10.97	29.61	0.00	100	114	PEAK																																																																					
2	5467.38	61.30	68.30	-7.00	45.40	34.53	10.99	29.62	0.00	100	114	PEAK																																																																					
Limit	Read	Ant	Cable	Preamp	Aux	APos	TPos	Remark																																																																									
Freq	Level	Line Margin	Level Factor	Loss Factor	Loss Factor	Factor	Factor	cm	deg																																																																								
1	5570.00	99.80	-----	-----	83.74	34.62	11.20	29.76	0.00	100	114	PEAK																																																																					
Avg	 <p>Level (dBuV/m) vs Frequency (MHz) plot for Horizontal polarization showing average values. The y-axis ranges from 0 to 130 dBuV/m, and the x-axis ranges from 5350 to 5570 MHz. A red line indicates the 5G BAND 1-3 (AVG) limit.</p> <table border="1"> <thead> <tr> <th>Limit</th> <th>Read</th> <th>Ant</th> <th>Cable</th> <th>Preamp</th> <th>Aux</th> <th>APos</th> <th>TPos</th> <th colspan="2">Remark</th> </tr> <tr> <th>Freq</th> <th>Level</th> <th>Line Margin</th> <th>Level Factor</th> <th>Loss Factor</th> <th>Loss Factor</th> <th>Factor</th> <th>Factor</th> <th>cm</th> <th>deg</th> </tr> </thead> <tbody> <tr> <td>1</td> <td>5450.00</td> <td>49.58</td> <td>54.00</td> <td>-4.42</td> <td>33.69</td> <td>34.53</td> <td>10.97</td> <td>29.61</td> <td>0.00</td> <td>100</td> <td>114</td> <td>AVERAGE</td> </tr> </tbody> </table>	Limit	Read	Ant	Cable	Preamp	Aux	APos	TPos	Remark		Freq	Level	Line Margin	Level Factor	Loss Factor	Loss Factor	Factor	Factor	cm	deg	1	5450.00	49.58	54.00	-4.42	33.69	34.53	10.97	29.61	0.00	100	114	AVERAGE	 <p>Level (dBuV/m) vs Frequency (MHz) plot for Fundamental polarization showing average values. The y-axis ranges from 0 to 130 dBuV/m, and the x-axis ranges from 1000 to 7000 MHz. A red line indicates the 5G BAND 1-3 (AVG) limit. A single peak is marked with '1'.</p> <table border="1"> <thead> <tr> <th>Limit</th> <th>Read</th> <th>Ant</th> <th>Cable</th> <th>Preamp</th> <th>Aux</th> <th>APos</th> <th>TPos</th> <th colspan="2">Remark</th> </tr> <tr> <th>Freq</th> <th>Level</th> <th>Line Margin</th> <th>Level Factor</th> <th>Loss Factor</th> <th>Loss Factor</th> <th>Factor</th> <th>Factor</th> <th>cm</th> <th>deg</th> </tr> </thead> <tbody> <tr> <td>1</td> <td>5570.00</td> <td>90.10</td> <td>-----</td> <td>-----</td> <td>74.07</td> <td>34.60</td> <td>11.18</td> <td>29.75</td> <td>0.00</td> <td>100</td> <td>114</td> <td>AVERAGE</td> </tr> </tbody> </table>	Limit	Read	Ant	Cable	Preamp	Aux	APos	TPos	Remark		Freq	Level	Line Margin	Level Factor	Loss Factor	Loss Factor	Factor	Factor	cm	deg	1	5570.00	90.10	-----	-----	74.07	34.60	11.18	29.75	0.00	100	114	AVERAGE													
	Limit	Read	Ant	Cable	Preamp	Aux	APos	TPos	Remark																																																																								
Freq	Level	Line Margin	Level Factor	Loss Factor	Loss Factor	Factor	Factor	cm	deg																																																																								
1	5450.00	49.58	54.00	-4.42	33.69	34.53	10.97	29.61	0.00	100	114	AVERAGE																																																																					
Limit	Read	Ant	Cable	Preamp	Aux	APos	TPos	Remark																																																																									
Freq	Level	Line Margin	Level Factor	Loss Factor	Loss Factor	Factor	Factor	cm	deg																																																																								
1	5570.00	90.10	-----	-----	74.07	34.60	11.18	29.75	0.00	100	114	AVERAGE																																																																					



Mode	65																																								
	Band Edge - R																																								
	U-NII-2C_5.47-5.725_802.11be EHT160_CH114_Puncturing 20M_5570MHz																																								
ANT	CDD 1+2																																								
Pol.	Horizontal	Fundamental																																							
Peak	<table border="1"> <thead> <tr> <th>Limit</th> <th>Read</th> <th>Ant</th> <th>Cable</th> <th>Preamp</th> <th>Aux</th> <th>APos</th> <th>TPos</th> <th>Remark</th> </tr> <tr> <th>Freq</th> <th>Level</th> <th>Line</th> <th>Margin</th> <th>Level</th> <th>Factor</th> <th>Loss</th> <th>Factor</th> <th>Factor</th> </tr> <tr> <th>MHz</th> <th>dBuV/m</th> <th>dBuV/m</th> <th>dB</th> <th>dBuV</th> <th>dB/m</th> <th>dB</th> <th>dB</th> <th>cm</th> <th>deg</th> </tr> </thead> <tbody> <tr> <td>1 5739.95</td> <td>59.35</td> <td>68.30</td> <td>-8.95</td> <td>42.95</td> <td>34.87</td> <td>11.32</td> <td>29.79</td> <td>0.00</td> <td>100</td> <td>114 PEAK</td> </tr> </tbody> </table>	Limit	Read	Ant	Cable	Preamp	Aux	APos	TPos	Remark	Freq	Level	Line	Margin	Level	Factor	Loss	Factor	Factor	MHz	dBuV/m	dBuV/m	dB	dBuV	dB/m	dB	dB	cm	deg	1 5739.95	59.35	68.30	-8.95	42.95	34.87	11.32	29.79	0.00	100	114 PEAK	Blank
Limit	Read	Ant	Cable	Preamp	Aux	APos	TPos	Remark																																	
Freq	Level	Line	Margin	Level	Factor	Loss	Factor	Factor																																	
MHz	dBuV/m	dBuV/m	dB	dBuV	dB/m	dB	dB	cm	deg																																
1 5739.95	59.35	68.30	-8.95	42.95	34.87	11.32	29.79	0.00	100	114 PEAK																															



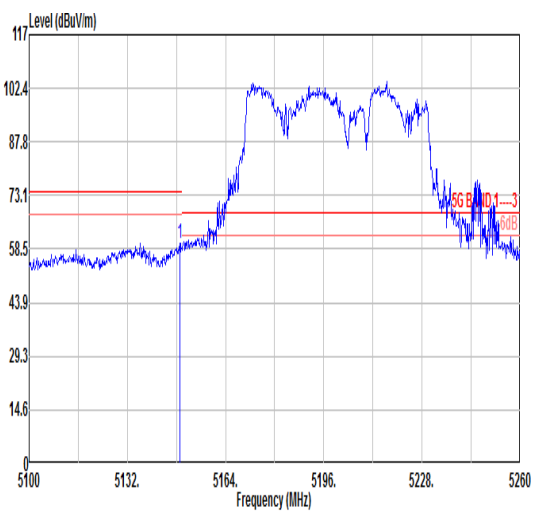
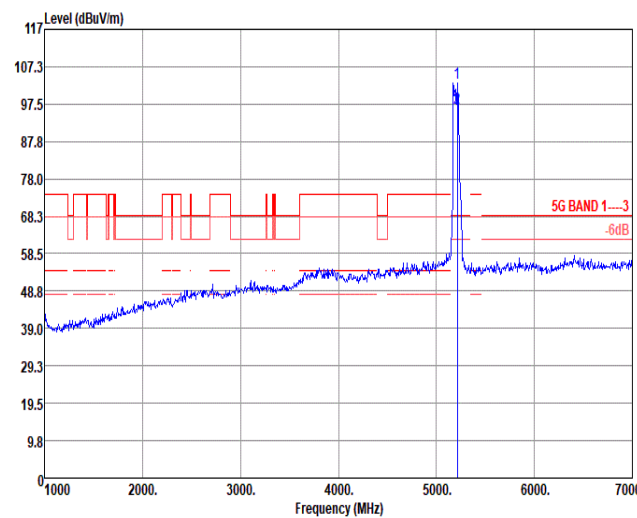
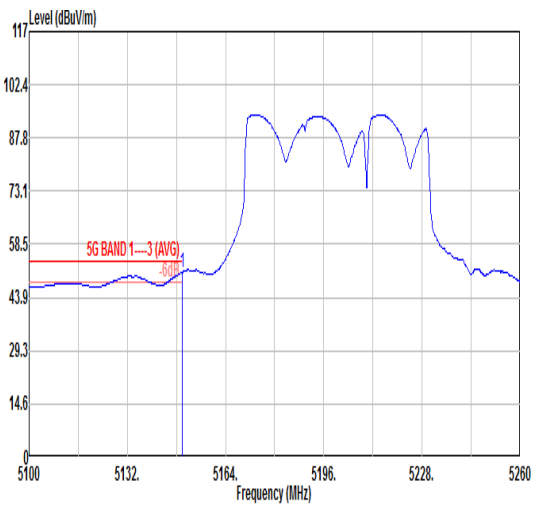
		65																																																																															
Mode		Band Edge - L																																																																															
		U-NII-2C_5.47-5.725_802.11be EHT160_CH114_Puncturing 20M_5570MHz																																																																															
ANT		CDD 1+2																																																																															
Pol.	Vertical	Fundamental																																																																															
Peak	<table border="1"> <thead> <tr> <th>Limit</th> <th>Read</th> <th>Ant</th> <th>Cable</th> <th>Preamp</th> <th>Aux</th> <th>APos</th> <th>TPos</th> <th colspan="2">Remark</th> </tr> <tr> <th>Freq</th> <th>Level</th> <th>Line Margin</th> <th>Level Factor</th> <th>Loss Factor</th> <th>Factor</th> <th>Factor</th> <th>Factor</th> <th>cm</th> <th>deg</th> </tr> </thead> <tbody> <tr> <td>1</td> <td>5457.26</td> <td>59.19</td> <td>74.00</td> <td>-14.81</td> <td>43.30</td> <td>34.53</td> <td>10.98</td> <td>29.62</td> <td>0.00</td> <td>303</td> <td>69</td> <td>PEAK</td> </tr> <tr> <td>2</td> <td>5469.80</td> <td>59.37</td> <td>68.30</td> <td>-8.93</td> <td>43.48</td> <td>34.53</td> <td>10.99</td> <td>29.63</td> <td>0.00</td> <td>303</td> <td>69</td> <td>PEAK</td> </tr> </tbody> </table>	Limit	Read	Ant	Cable	Preamp	Aux	APos	TPos	Remark		Freq	Level	Line Margin	Level Factor	Loss Factor	Factor	Factor	Factor	cm	deg	1	5457.26	59.19	74.00	-14.81	43.30	34.53	10.98	29.62	0.00	303	69	PEAK	2	5469.80	59.37	68.30	-8.93	43.48	34.53	10.99	29.63	0.00	303	69	PEAK	<table border="1"> <thead> <tr> <th>Limit</th> <th>Read</th> <th>Ant</th> <th>Cable</th> <th>Preamp</th> <th>Aux</th> <th>APos</th> <th>TPos</th> <th colspan="2">Remark</th> </tr> <tr> <th>Freq</th> <th>Level</th> <th>Line Margin</th> <th>Level Factor</th> <th>Loss Factor</th> <th>Factor</th> <th>Factor</th> <th>Factor</th> <th>cm</th> <th>deg</th> </tr> </thead> <tbody> <tr> <td>1</td> <td>5570.00</td> <td>99.35</td> <td>-----</td> <td>-----</td> <td>83.28</td> <td>34.63</td> <td>11.21</td> <td>29.77</td> <td>0.00</td> <td>303</td> <td>69</td> <td>PEAK</td> </tr> </tbody> </table>	Limit	Read	Ant	Cable	Preamp	Aux	APos	TPos	Remark		Freq	Level	Line Margin	Level Factor	Loss Factor	Factor	Factor	Factor	cm	deg	1	5570.00	99.35	-----	-----	83.28	34.63	11.21	29.77	0.00	303	69	PEAK
	Limit	Read	Ant	Cable	Preamp	Aux	APos	TPos	Remark																																																																								
Freq	Level	Line Margin	Level Factor	Loss Factor	Factor	Factor	Factor	cm	deg																																																																								
1	5457.26	59.19	74.00	-14.81	43.30	34.53	10.98	29.62	0.00	303	69	PEAK																																																																					
2	5469.80	59.37	68.30	-8.93	43.48	34.53	10.99	29.63	0.00	303	69	PEAK																																																																					
Limit	Read	Ant	Cable	Preamp	Aux	APos	TPos	Remark																																																																									
Freq	Level	Line Margin	Level Factor	Loss Factor	Factor	Factor	Factor	cm	deg																																																																								
1	5570.00	99.35	-----	-----	83.28	34.63	11.21	29.77	0.00	303	69	PEAK																																																																					
Avg	<table border="1"> <thead> <tr> <th>Limit</th> <th>Read</th> <th>Ant</th> <th>Cable</th> <th>Preamp</th> <th>Aux</th> <th>APos</th> <th>TPos</th> <th colspan="2">Remark</th> </tr> <tr> <th>Freq</th> <th>Level</th> <th>Line Margin</th> <th>Level Factor</th> <th>Loss Factor</th> <th>Factor</th> <th>Factor</th> <th>Factor</th> <th>cm</th> <th>deg</th> </tr> </thead> <tbody> <tr> <td>1</td> <td>5454.82</td> <td>48.69</td> <td>54.00</td> <td>-5.31</td> <td>32.80</td> <td>34.53</td> <td>10.97</td> <td>29.61</td> <td>0.00</td> <td>303</td> <td>69</td> <td>AVERAGE</td> </tr> </tbody> </table>	Limit	Read	Ant	Cable	Preamp	Aux	APos	TPos	Remark		Freq	Level	Line Margin	Level Factor	Loss Factor	Factor	Factor	Factor	cm	deg	1	5454.82	48.69	54.00	-5.31	32.80	34.53	10.97	29.61	0.00	303	69	AVERAGE	<table border="1"> <thead> <tr> <th>Limit</th> <th>Read</th> <th>Ant</th> <th>Cable</th> <th>Preamp</th> <th>Aux</th> <th>APos</th> <th>TPos</th> <th colspan="2">Remark</th> </tr> <tr> <th>Freq</th> <th>Level</th> <th>Line Margin</th> <th>Level Factor</th> <th>Loss Factor</th> <th>Factor</th> <th>Factor</th> <th>Factor</th> <th>cm</th> <th>deg</th> </tr> </thead> <tbody> <tr> <td>1</td> <td>5570.00</td> <td>88.26</td> <td>-----</td> <td>-----</td> <td>72.29</td> <td>34.57</td> <td>11.09</td> <td>29.69</td> <td>0.00</td> <td>303</td> <td>69</td> <td>AVERAGE</td> </tr> </tbody> </table>	Limit	Read	Ant	Cable	Preamp	Aux	APos	TPos	Remark		Freq	Level	Line Margin	Level Factor	Loss Factor	Factor	Factor	Factor	cm	deg	1	5570.00	88.26	-----	-----	72.29	34.57	11.09	29.69	0.00	303	69	AVERAGE													
	Limit	Read	Ant	Cable	Preamp	Aux	APos	TPos	Remark																																																																								
Freq	Level	Line Margin	Level Factor	Loss Factor	Factor	Factor	Factor	cm	deg																																																																								
1	5454.82	48.69	54.00	-5.31	32.80	34.53	10.97	29.61	0.00	303	69	AVERAGE																																																																					
Limit	Read	Ant	Cable	Preamp	Aux	APos	TPos	Remark																																																																									
Freq	Level	Line Margin	Level Factor	Loss Factor	Factor	Factor	Factor	cm	deg																																																																								
1	5570.00	88.26	-----	-----	72.29	34.57	11.09	29.69	0.00	303	69	AVERAGE																																																																					



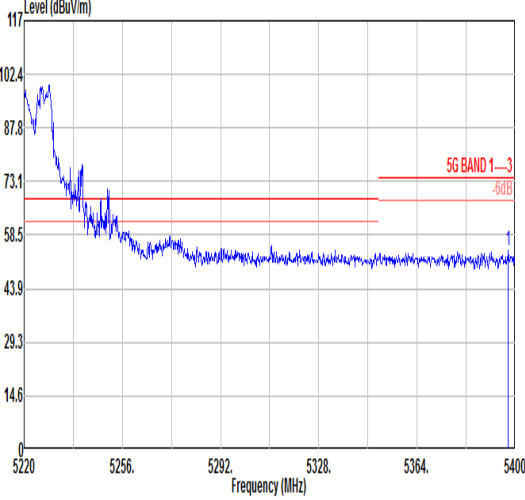
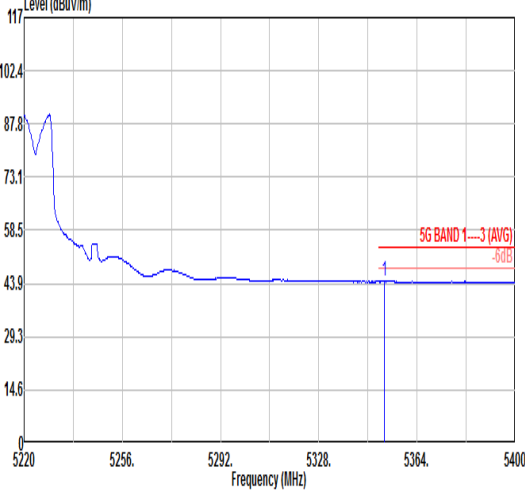
Mode	65																																						
	Band Edge - R																																						
	U-NII-2C_5.47-5.725_802.11be EHT160_CH114_Puncturing 20M_5570MHz																																						
ANT	CDD 1+2																																						
Pol.	Vertical	Fundamental																																					
Peak	<p>Level (dBuV/m)</p> <p>Frequency (MHz)</p> <p>56 BAND 1---3</p> <table border="1"> <thead> <tr> <th>Limit</th> <th>Read</th> <th>Ant</th> <th>Cable</th> <th>Preamp</th> <th>Aux</th> <th>APos</th> <th>TPos</th> </tr> <tr> <th>Freq</th> <th>Level</th> <th>Line Margin</th> <th>Level</th> <th>Factor</th> <th>Loss Factor</th> <th>Factor</th> <th>Remark</th> </tr> <tr> <th>MHz</th> <th>dBuV/m</th> <th>dBuV/m</th> <th>dB</th> <th>dBuV</th> <th>dB/m</th> <th>dB</th> <th>dB</th> <th>cm</th> <th>deg</th> </tr> </thead> <tbody> <tr> <td>1 5725.91</td> <td>58.43</td> <td>68.30</td> <td>-9.87</td> <td>42.07</td> <td>34.84</td> <td>11.31</td> <td>29.79</td> <td>0.00</td> <td>303</td> <td>69 PEAK</td> </tr> </tbody> </table>	Limit	Read	Ant	Cable	Preamp	Aux	APos	TPos	Freq	Level	Line Margin	Level	Factor	Loss Factor	Factor	Remark	MHz	dBuV/m	dBuV/m	dB	dBuV	dB/m	dB	dB	cm	deg	1 5725.91	58.43	68.30	-9.87	42.07	34.84	11.31	29.79	0.00	303	69 PEAK	Blank
Limit	Read	Ant	Cable	Preamp	Aux	APos	TPos																																
Freq	Level	Line Margin	Level	Factor	Loss Factor	Factor	Remark																																
MHz	dBuV/m	dBuV/m	dB	dBuV	dB/m	dB	dB	cm	deg																														
1 5725.91	58.43	68.30	-9.87	42.07	34.84	11.31	29.79	0.00	303	69 PEAK																													





	<b>67</b>																																																																																										
<b>Mode</b>	<b>Band Edge - L</b>																																																																																										
	<b>U-NII-1_5.15-5.25_802.11be EHT80_CH42_Large RU 484+242_5210MHz</b>																																																																																										
<b>ANT</b>	<b>CDD 1+2</b>																																																																																										
<b>Pol.</b>	<b>Horizontal</b>	<b>Fundamental</b>																																																																																									
<b>Peak</b>	 <table border="1" data-bbox="247 1131 782 1254"> <thead> <tr> <th>Limit</th> <th>Read</th> <th>Ant</th> <th>Cable</th> <th>Preamp</th> <th>Aux</th> <th>APos</th> <th>TPos</th> <th>Remark</th> </tr> <tr> <th>Freq</th> <th>Level</th> <th>Line</th> <th>Margin</th> <th>Level</th> <th>Factor</th> <th>Loss</th> <th>Factor</th> <th>Factor</th> </tr> <tr> <th>MHz</th> <th>dBuV/m</th> <th>dBuV/m</th> <th>dB</th> <th>dBuV</th> <th>dB/m</th> <th>dB</th> <th>dB</th> <th>cm</th> <th>deg</th> </tr> </thead> <tbody> <tr> <td>1</td> <td>5149.12</td> <td>60.03</td> <td>74.00</td> <td>-13.97</td> <td>44.31</td> <td>34.45</td> <td>10.62</td> <td>29.35</td> <td>0.00</td> <td>100</td> <td>122</td> <td>Peak</td> </tr> </tbody> </table>	Limit	Read	Ant	Cable	Preamp	Aux	APos	TPos	Remark	Freq	Level	Line	Margin	Level	Factor	Loss	Factor	Factor	MHz	dBuV/m	dBuV/m	dB	dBuV	dB/m	dB	dB	cm	deg	1	5149.12	60.03	74.00	-13.97	44.31	34.45	10.62	29.35	0.00	100	122	Peak	 <table border="1" data-bbox="837 1131 1476 1254"> <thead> <tr> <th>Over</th> <th>Limit</th> <th>ReadAntenna</th> <th>Cable</th> <th>Preamp</th> <th>A/Pos</th> <th>T/Pos</th> <th>Remark</th> </tr> <tr> <th>Freq</th> <th>Level</th> <th>Limit</th> <th>Line</th> <th>Level</th> <th>Factor</th> <th>Loss</th> <th>Factor</th> </tr> <tr> <th>MHz</th> <th>dBuV/m</th> <th>dB</th> <th>dBuV/m</th> <th>dBuV</th> <th>dB/m</th> <th>dB</th> <th>dB</th> </tr> </thead> <tbody> <tr> <td>1 *</td> <td>5212.00</td> <td>103.11</td> <td>34.81</td> <td>68.30</td> <td>87.45</td> <td>34.40</td> <td>10.66</td> <td>29.40</td> <td>100</td> <td>122</td> <td>Peak</td> </tr> <tr> <td>2</td> <td>5212.00</td> <td>96.61</td> <td>-----</td> <td>-----</td> <td>80.95</td> <td>34.40</td> <td>10.66</td> <td>29.40</td> <td>100</td> <td>122</td> <td>Average</td> </tr> </tbody> </table>	Over	Limit	ReadAntenna	Cable	Preamp	A/Pos	T/Pos	Remark	Freq	Level	Limit	Line	Level	Factor	Loss	Factor	MHz	dBuV/m	dB	dBuV/m	dBuV	dB/m	dB	dB	1 *	5212.00	103.11	34.81	68.30	87.45	34.40	10.66	29.40	100	122	Peak	2	5212.00	96.61	-----	-----	80.95	34.40	10.66	29.40	100	122	Average
Limit	Read	Ant	Cable	Preamp	Aux	APos	TPos	Remark																																																																																			
Freq	Level	Line	Margin	Level	Factor	Loss	Factor	Factor																																																																																			
MHz	dBuV/m	dBuV/m	dB	dBuV	dB/m	dB	dB	cm	deg																																																																																		
1	5149.12	60.03	74.00	-13.97	44.31	34.45	10.62	29.35	0.00	100	122	Peak																																																																															
Over	Limit	ReadAntenna	Cable	Preamp	A/Pos	T/Pos	Remark																																																																																				
Freq	Level	Limit	Line	Level	Factor	Loss	Factor																																																																																				
MHz	dBuV/m	dB	dBuV/m	dBuV	dB/m	dB	dB																																																																																				
1 *	5212.00	103.11	34.81	68.30	87.45	34.40	10.66	29.40	100	122	Peak																																																																																
2	5212.00	96.61	-----	-----	80.95	34.40	10.66	29.40	100	122	Average																																																																																
<b>Avg</b>	 <table border="1" data-bbox="247 1814 782 1937"> <thead> <tr> <th>Limit</th> <th>Read</th> <th>Ant</th> <th>Cable</th> <th>Preamp</th> <th>Aux</th> <th>APos</th> <th>TPos</th> <th>Remark</th> </tr> <tr> <th>Freq</th> <th>Level</th> <th>Line</th> <th>Margin</th> <th>Level</th> <th>Factor</th> <th>Loss</th> <th>Factor</th> <th>Factor</th> </tr> <tr> <th>MHz</th> <th>dBuV/m</th> <th>dBuV/m</th> <th>dB</th> <th>dBuV</th> <th>dB/m</th> <th>dB</th> <th>dB</th> <th>cm</th> <th>deg</th> </tr> </thead> <tbody> <tr> <td>1</td> <td>5150.00</td> <td>50.99</td> <td>54.00</td> <td>-3.01</td> <td>35.27</td> <td>34.45</td> <td>10.62</td> <td>29.35</td> <td>0.00</td> <td>100</td> <td>122</td> <td>Average</td> </tr> </tbody> </table>	Limit	Read	Ant	Cable	Preamp	Aux	APos	TPos	Remark	Freq	Level	Line	Margin	Level	Factor	Loss	Factor	Factor	MHz	dBuV/m	dBuV/m	dB	dBuV	dB/m	dB	dB	cm	deg	1	5150.00	50.99	54.00	-3.01	35.27	34.45	10.62	29.35	0.00	100	122	Average	<b>Blank</b>																																																
Limit	Read	Ant	Cable	Preamp	Aux	APos	TPos	Remark																																																																																			
Freq	Level	Line	Margin	Level	Factor	Loss	Factor	Factor																																																																																			
MHz	dBuV/m	dBuV/m	dB	dBuV	dB/m	dB	dB	cm	deg																																																																																		
1	5150.00	50.99	54.00	-3.01	35.27	34.45	10.62	29.35	0.00	100	122	Average																																																																															

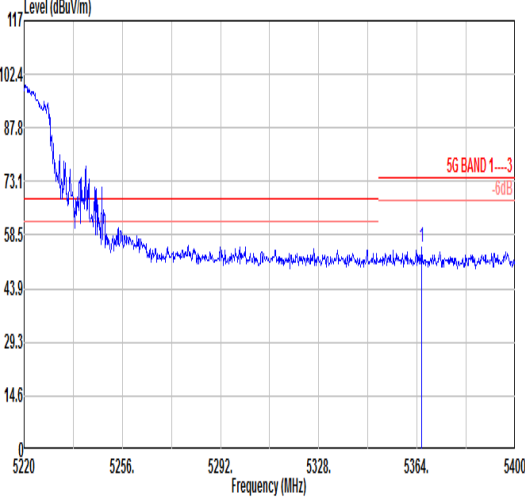
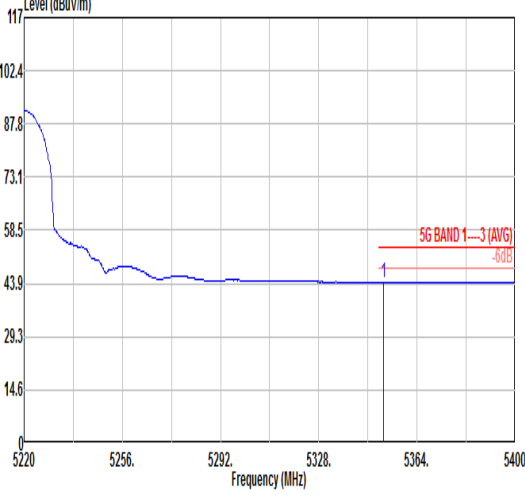


Mode	67																																									
	Band Edge - R																																									
	U-NII-1_5.15-5.25_802.11be EHT80_CH42_Large RU 484+242_5210MHz																																									
ANT	CDD 1+2																																									
Pol.	Horizontal	Fundamental																																								
Peak	 <table border="1" data-bbox="268 1133 794 1256"> <thead> <tr> <th>Limit</th> <th>Read</th> <th>Ant</th> <th>Cable</th> <th>Preamp</th> <th>Aux</th> <th>APos</th> <th>TPos</th> <th>Remark</th> </tr> <tr> <th>Freq</th> <th>Level</th> <th>Line</th> <th>Margin</th> <th>Level</th> <th>Factor</th> <th>Loss</th> <th>Factor</th> <th>Factor</th> </tr> <tr> <th>MHz</th> <th>dBuV/m</th> <th>dBuV/m</th> <th>dB</th> <th>dBuV</th> <th>dB/m</th> <th>dB</th> <th>dB</th> <th>cm</th> <th>deg</th> </tr> </thead> <tbody> <tr> <td>1 5397.48</td> <td>54.18</td> <td>74.00</td> <td>-19.82</td> <td>38.47</td> <td>34.40</td> <td>10.88</td> <td>29.57</td> <td>0.00</td> <td>100</td> <td>122</td> <td>Peak</td> </tr> </tbody> </table>	Limit	Read	Ant	Cable	Preamp	Aux	APos	TPos	Remark	Freq	Level	Line	Margin	Level	Factor	Loss	Factor	Factor	MHz	dBuV/m	dBuV/m	dB	dBuV	dB/m	dB	dB	cm	deg	1 5397.48	54.18	74.00	-19.82	38.47	34.40	10.88	29.57	0.00	100	122	Peak	Blank
Limit	Read	Ant	Cable	Preamp	Aux	APos	TPos	Remark																																		
Freq	Level	Line	Margin	Level	Factor	Loss	Factor	Factor																																		
MHz	dBuV/m	dBuV/m	dB	dBuV	dB/m	dB	dB	cm	deg																																	
1 5397.48	54.18	74.00	-19.82	38.47	34.40	10.88	29.57	0.00	100	122	Peak																															
Avg	 <table border="1" data-bbox="268 1805 794 1928"> <thead> <tr> <th>Limit</th> <th>Read</th> <th>Ant</th> <th>Cable</th> <th>Preamp</th> <th>Aux</th> <th>APos</th> <th>TPos</th> <th>Remark</th> </tr> <tr> <th>Freq</th> <th>Level</th> <th>Line</th> <th>Margin</th> <th>Level</th> <th>Factor</th> <th>Loss</th> <th>Factor</th> <th>Factor</th> </tr> <tr> <th>MHz</th> <th>dBuV/m</th> <th>dBuV/m</th> <th>dB</th> <th>dBuV</th> <th>dB/m</th> <th>dB</th> <th>dB</th> <th>cm</th> <th>deg</th> </tr> </thead> <tbody> <tr> <td>1 5352.12</td> <td>44.43</td> <td>54.00</td> <td>-9.57</td> <td>28.73</td> <td>34.40</td> <td>10.83</td> <td>29.53</td> <td>0.00</td> <td>100</td> <td>122</td> <td>Average</td> </tr> </tbody> </table>	Limit	Read	Ant	Cable	Preamp	Aux	APos	TPos	Remark	Freq	Level	Line	Margin	Level	Factor	Loss	Factor	Factor	MHz	dBuV/m	dBuV/m	dB	dBuV	dB/m	dB	dB	cm	deg	1 5352.12	44.43	54.00	-9.57	28.73	34.40	10.83	29.53	0.00	100	122	Average	Blank
Limit	Read	Ant	Cable	Preamp	Aux	APos	TPos	Remark																																		
Freq	Level	Line	Margin	Level	Factor	Loss	Factor	Factor																																		
MHz	dBuV/m	dBuV/m	dB	dBuV	dB/m	dB	dB	cm	deg																																	
1 5352.12	44.43	54.00	-9.57	28.73	34.40	10.83	29.53	0.00	100	122	Average																															

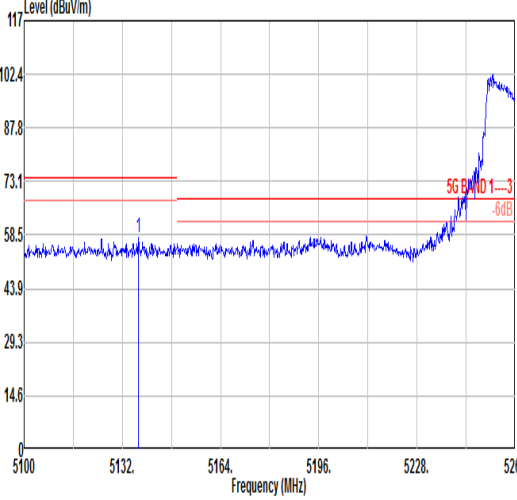
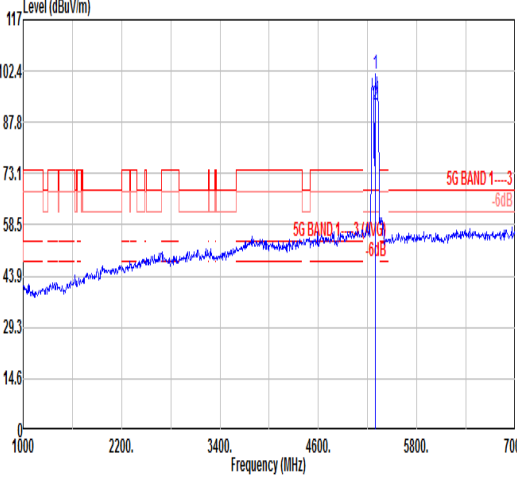
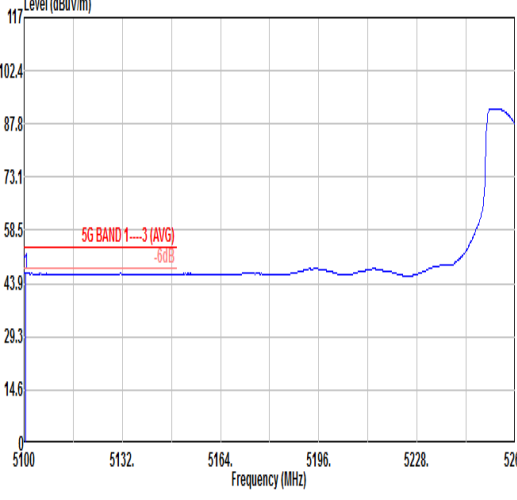


Mode	67																																																																																														
	Band Edge - L																																																																																														
	U-NII-1_5.15-5.25_802.11be EHT80_CH42_Large RU 484+242_5210MHz																																																																																														
ANT	CDD 1+2																																																																																														
Pol.	Vertical	Fundamental																																																																																													
Peak	<table border="1"> <thead> <tr> <th>Limit</th> <th>Read</th> <th>Ant</th> <th>Cable</th> <th>Preamp</th> <th>Aux</th> <th>APos</th> <th>TPos</th> <th>Remark</th> </tr> <tr> <th>Freq</th> <th>Level</th> <th>Line</th> <th>Margin</th> <th>Level</th> <th>Factor</th> <th>Loss</th> <th>Factor</th> <th>Factor</th> </tr> <tr> <th>MHz</th> <th>dBuV/m</th> <th>dBuV/m</th> <th>dB</th> <th>dBuV</th> <th>dB/m</th> <th>dB</th> <th>dB</th> <th>dB</th> </tr> </thead> <tbody> <tr> <td>1</td> <td>5117.44</td> <td>58.87</td> <td>74.00</td> <td>-15.13</td> <td>43.10</td> <td>34.48</td> <td>10.61</td> <td>29.32</td> <td>0.00</td> <td>371</td> <td>65</td> <td>Peak</td> </tr> </tbody> </table>	Limit	Read	Ant	Cable	Preamp	Aux	APos	TPos	Remark	Freq	Level	Line	Margin	Level	Factor	Loss	Factor	Factor	MHz	dBuV/m	dBuV/m	dB	dBuV	dB/m	dB	dB	dB	1	5117.44	58.87	74.00	-15.13	43.10	34.48	10.61	29.32	0.00	371	65	Peak	<table border="1"> <thead> <tr> <th>Limit</th> <th>Read</th> <th>Ant</th> <th>Cable</th> <th>Preamp</th> <th>Aux</th> <th>APos</th> <th>TPos</th> <th>Remark</th> </tr> <tr> <th>Freq</th> <th>Level</th> <th>Line</th> <th>Margin</th> <th>Level</th> <th>Factor</th> <th>Loss</th> <th>Factor</th> <th>Factor</th> </tr> <tr> <th>MHz</th> <th>dBuV/m</th> <th>dBuV/m</th> <th>dB</th> <th>dBuV</th> <th>dB/m</th> <th>dB</th> <th>dB</th> <th>dB</th> </tr> </thead> <tbody> <tr> <td>1</td> <td>5194.00</td> <td>99.67</td> <td>-----</td> <td>-----</td> <td>84.02</td> <td>34.40</td> <td>10.64</td> <td>29.39</td> <td>0.00</td> <td>371</td> <td>65</td> <td>Peak</td> </tr> <tr> <td>2</td> <td>5194.00</td> <td>92.25</td> <td>-----</td> <td>-----</td> <td>76.60</td> <td>34.40</td> <td>10.64</td> <td>29.39</td> <td>0.00</td> <td>371</td> <td>65</td> <td>Average</td> </tr> </tbody> </table>	Limit	Read	Ant	Cable	Preamp	Aux	APos	TPos	Remark	Freq	Level	Line	Margin	Level	Factor	Loss	Factor	Factor	MHz	dBuV/m	dBuV/m	dB	dBuV	dB/m	dB	dB	dB	1	5194.00	99.67	-----	-----	84.02	34.40	10.64	29.39	0.00	371	65	Peak	2	5194.00	92.25	-----	-----	76.60	34.40	10.64	29.39	0.00	371	65	Average
Limit	Read	Ant	Cable	Preamp	Aux	APos	TPos	Remark																																																																																							
Freq	Level	Line	Margin	Level	Factor	Loss	Factor	Factor																																																																																							
MHz	dBuV/m	dBuV/m	dB	dBuV	dB/m	dB	dB	dB																																																																																							
1	5117.44	58.87	74.00	-15.13	43.10	34.48	10.61	29.32	0.00	371	65	Peak																																																																																			
Limit	Read	Ant	Cable	Preamp	Aux	APos	TPos	Remark																																																																																							
Freq	Level	Line	Margin	Level	Factor	Loss	Factor	Factor																																																																																							
MHz	dBuV/m	dBuV/m	dB	dBuV	dB/m	dB	dB	dB																																																																																							
1	5194.00	99.67	-----	-----	84.02	34.40	10.64	29.39	0.00	371	65	Peak																																																																																			
2	5194.00	92.25	-----	-----	76.60	34.40	10.64	29.39	0.00	371	65	Average																																																																																			
Avg	<table border="1"> <thead> <tr> <th>Limit</th> <th>Read</th> <th>Ant</th> <th>Cable</th> <th>Preamp</th> <th>Aux</th> <th>APos</th> <th>TPos</th> <th>Remark</th> </tr> <tr> <th>Freq</th> <th>Level</th> <th>Line</th> <th>Margin</th> <th>Level</th> <th>Factor</th> <th>Loss</th> <th>Factor</th> <th>Factor</th> </tr> <tr> <th>MHz</th> <th>dBuV/m</th> <th>dBuV/m</th> <th>dB</th> <th>dBuV</th> <th>dB/m</th> <th>dB</th> <th>dB</th> <th>dB</th> </tr> </thead> <tbody> <tr> <td>1</td> <td>5134.88</td> <td>48.58</td> <td>54.00</td> <td>-5.42</td> <td>32.84</td> <td>34.46</td> <td>10.61</td> <td>29.33</td> <td>0.00</td> <td>371</td> <td>65</td> <td>Average</td> </tr> </tbody> </table>	Limit	Read	Ant	Cable	Preamp	Aux	APos	TPos	Remark	Freq	Level	Line	Margin	Level	Factor	Loss	Factor	Factor	MHz	dBuV/m	dBuV/m	dB	dBuV	dB/m	dB	dB	dB	1	5134.88	48.58	54.00	-5.42	32.84	34.46	10.61	29.33	0.00	371	65	Average	Blank																																																					
Limit	Read	Ant	Cable	Preamp	Aux	APos	TPos	Remark																																																																																							
Freq	Level	Line	Margin	Level	Factor	Loss	Factor	Factor																																																																																							
MHz	dBuV/m	dBuV/m	dB	dBuV	dB/m	dB	dB	dB																																																																																							
1	5134.88	48.58	54.00	-5.42	32.84	34.46	10.61	29.33	0.00	371	65	Average																																																																																			

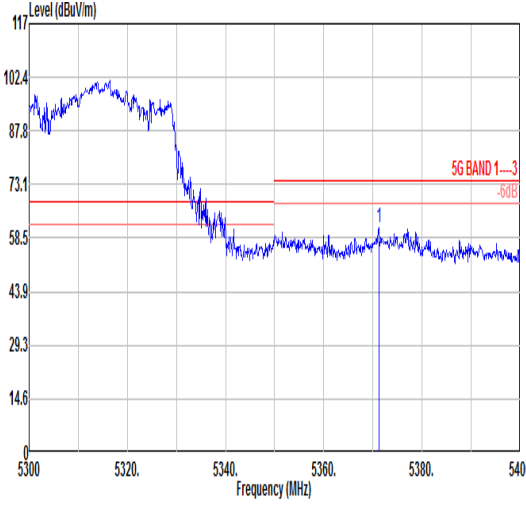
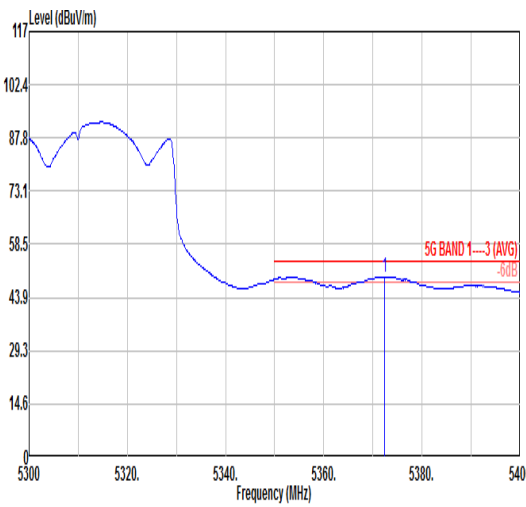


Mode	67																																							
	Band Edge - R																																							
	U-NII-1_5.15-5.25_802.11be EHT80_CH42_Large RU 484+242_5210MHz																																							
ANT	CDD 1+2																																							
Pol.	Vertical	Fundamental																																						
Peak	 <table border="1" data-bbox="268 1131 794 1254"> <thead> <tr> <th>Limit</th> <th>Read</th> <th>Ant</th> <th>Cable</th> <th>Preamp</th> <th>Aux</th> <th>APos</th> <th>TPos</th> <th>Remark</th> </tr> <tr> <th>Freq</th> <th>Level</th> <th>Line</th> <th>Margin</th> <th>Level</th> <th>Factor</th> <th>Loss</th> <th>Factor</th> <th>Factor</th> </tr> <tr> <th>MHz</th> <th>dBuV/m</th> <th>dBuV/m</th> <th>dB</th> <th>dBuV</th> <th>dB/m</th> <th>dB</th> <th>dB</th> <th>cm</th> <th>deg</th> </tr> </thead> <tbody> <tr> <td>1 5365.80</td> <td>55.07</td> <td>74.00</td> <td>-18.93</td> <td>39.37</td> <td>34.40</td> <td>10.84</td> <td>29.54</td> <td>0.00</td> <td>371 65 Peak</td> </tr> </tbody> </table>	Limit	Read	Ant	Cable	Preamp	Aux	APos	TPos	Remark	Freq	Level	Line	Margin	Level	Factor	Loss	Factor	Factor	MHz	dBuV/m	dBuV/m	dB	dBuV	dB/m	dB	dB	cm	deg	1 5365.80	55.07	74.00	-18.93	39.37	34.40	10.84	29.54	0.00	371 65 Peak	Blank
Limit	Read	Ant	Cable	Preamp	Aux	APos	TPos	Remark																																
Freq	Level	Line	Margin	Level	Factor	Loss	Factor	Factor																																
MHz	dBuV/m	dBuV/m	dB	dBuV	dB/m	dB	dB	cm	deg																															
1 5365.80	55.07	74.00	-18.93	39.37	34.40	10.84	29.54	0.00	371 65 Peak																															
Avg	 <table border="1" data-bbox="268 1809 794 1933"> <thead> <tr> <th>Limit</th> <th>Read</th> <th>Ant</th> <th>Cable</th> <th>Preamp</th> <th>Aux</th> <th>APos</th> <th>TPos</th> <th>Remark</th> </tr> <tr> <th>Freq</th> <th>Level</th> <th>Line</th> <th>Margin</th> <th>Level</th> <th>Factor</th> <th>Loss</th> <th>Factor</th> <th>Factor</th> </tr> <tr> <th>MHz</th> <th>dBuV/m</th> <th>dBuV/m</th> <th>dB</th> <th>dBuV</th> <th>dB/m</th> <th>dB</th> <th>dB</th> <th>cm</th> <th>deg</th> </tr> </thead> <tbody> <tr> <td>1 5351.76</td> <td>44.32</td> <td>54.00</td> <td>-9.68</td> <td>28.61</td> <td>34.40</td> <td>10.83</td> <td>29.52</td> <td>0.00</td> <td>371 65 Average</td> </tr> </tbody> </table>	Limit	Read	Ant	Cable	Preamp	Aux	APos	TPos	Remark	Freq	Level	Line	Margin	Level	Factor	Loss	Factor	Factor	MHz	dBuV/m	dBuV/m	dB	dBuV	dB/m	dB	dB	cm	deg	1 5351.76	44.32	54.00	-9.68	28.61	34.40	10.83	29.52	0.00	371 65 Average	Blank
Limit	Read	Ant	Cable	Preamp	Aux	APos	TPos	Remark																																
Freq	Level	Line	Margin	Level	Factor	Loss	Factor	Factor																																
MHz	dBuV/m	dBuV/m	dB	dBuV	dB/m	dB	dB	cm	deg																															
1 5351.76	44.32	54.00	-9.68	28.61	34.40	10.83	29.52	0.00	371 65 Average																															



Mode	68																																																																																														
	Band Edge - L																																																																																														
	U-NII-2A_5.25-5.35_802.11be EHT80_CH58_Large RU 484+242_5290MHz																																																																																														
ANT	CDD 1+2																																																																																														
Pol.	Horizontal	Fundamental																																																																																													
Peak	 <table border="1" data-bbox="268 1133 786 1256"> <thead> <tr> <th>Limit</th> <th>Read</th> <th>Ant</th> <th>Cable</th> <th>Preamp</th> <th>Aux</th> <th>APos</th> <th>TPos</th> <th>Remark</th> </tr> <tr> <th>Freq</th> <th>Level</th> <th>Line</th> <th>Margin</th> <th>Level</th> <th>Factor</th> <th>Loss</th> <th>Factor</th> <th>Factor</th> </tr> <tr> <th>MHz</th> <th>dBuV/m</th> <th>dBuV/m</th> <th>dB</th> <th>dBuV</th> <th>dB/m</th> <th>dB</th> <th>dB</th> <th>cm</th> <th>deg</th> </tr> </thead> <tbody> <tr> <td>1</td> <td>5137.28</td> <td>57.77</td> <td>74.00</td> <td>-16.23</td> <td>42.03</td> <td>34.46</td> <td>10.62</td> <td>29.34</td> <td>0.00</td> <td>100</td> <td>124</td> <td>Peak</td> </tr> </tbody> </table>	Limit	Read	Ant	Cable	Preamp	Aux	APos	TPos	Remark	Freq	Level	Line	Margin	Level	Factor	Loss	Factor	Factor	MHz	dBuV/m	dBuV/m	dB	dBuV	dB/m	dB	dB	cm	deg	1	5137.28	57.77	74.00	-16.23	42.03	34.46	10.62	29.34	0.00	100	124	Peak	 <table border="1" data-bbox="914 1133 1433 1256"> <thead> <tr> <th>Limit</th> <th>Read</th> <th>Ant</th> <th>Cable</th> <th>Preamp</th> <th>Aux</th> <th>APos</th> <th>TPos</th> <th>Remark</th> </tr> <tr> <th>Freq</th> <th>Level</th> <th>Line</th> <th>Margin</th> <th>Level</th> <th>Factor</th> <th>Loss</th> <th>Factor</th> <th>Factor</th> </tr> <tr> <th>MHz</th> <th>dBuV/m</th> <th>dBuV/m</th> <th>dB</th> <th>dBuV</th> <th>dB/m</th> <th>dB</th> <th>dB</th> <th>cm</th> <th>deg</th> </tr> </thead> <tbody> <tr> <td>1</td> <td>5296.00</td> <td>101.53</td> <td>-----</td> <td>85.85</td> <td>34.40</td> <td>10.76</td> <td>29.48</td> <td>0.00</td> <td>100</td> <td>124</td> <td>Peak</td> </tr> <tr> <td>2</td> <td>5296.00</td> <td>92.59</td> <td>-----</td> <td>76.91</td> <td>34.40</td> <td>10.76</td> <td>29.48</td> <td>0.00</td> <td>100</td> <td>124</td> <td>Average</td> </tr> </tbody> </table>	Limit	Read	Ant	Cable	Preamp	Aux	APos	TPos	Remark	Freq	Level	Line	Margin	Level	Factor	Loss	Factor	Factor	MHz	dBuV/m	dBuV/m	dB	dBuV	dB/m	dB	dB	cm	deg	1	5296.00	101.53	-----	85.85	34.40	10.76	29.48	0.00	100	124	Peak	2	5296.00	92.59	-----	76.91	34.40	10.76	29.48	0.00	100	124	Average
Limit	Read	Ant	Cable	Preamp	Aux	APos	TPos	Remark																																																																																							
Freq	Level	Line	Margin	Level	Factor	Loss	Factor	Factor																																																																																							
MHz	dBuV/m	dBuV/m	dB	dBuV	dB/m	dB	dB	cm	deg																																																																																						
1	5137.28	57.77	74.00	-16.23	42.03	34.46	10.62	29.34	0.00	100	124	Peak																																																																																			
Limit	Read	Ant	Cable	Preamp	Aux	APos	TPos	Remark																																																																																							
Freq	Level	Line	Margin	Level	Factor	Loss	Factor	Factor																																																																																							
MHz	dBuV/m	dBuV/m	dB	dBuV	dB/m	dB	dB	cm	deg																																																																																						
1	5296.00	101.53	-----	85.85	34.40	10.76	29.48	0.00	100	124	Peak																																																																																				
2	5296.00	92.59	-----	76.91	34.40	10.76	29.48	0.00	100	124	Average																																																																																				
Avg	 <table border="1" data-bbox="268 1805 786 1928"> <thead> <tr> <th>Limit</th> <th>Read</th> <th>Ant</th> <th>Cable</th> <th>Preamp</th> <th>Aux</th> <th>APos</th> <th>TPos</th> <th>Remark</th> </tr> <tr> <th>Freq</th> <th>Level</th> <th>Line</th> <th>Margin</th> <th>Level</th> <th>Factor</th> <th>Loss</th> <th>Factor</th> <th>Factor</th> </tr> <tr> <th>MHz</th> <th>dBuV/m</th> <th>dBuV/m</th> <th>dB</th> <th>dBuV</th> <th>dB/m</th> <th>dB</th> <th>dB</th> <th>cm</th> <th>deg</th> </tr> </thead> <tbody> <tr> <td>1</td> <td>5100.64</td> <td>46.65</td> <td>54.00</td> <td>-7.35</td> <td>30.85</td> <td>34.50</td> <td>10.60</td> <td>29.30</td> <td>0.00</td> <td>100</td> <td>124</td> <td>Average</td> </tr> </tbody> </table>	Limit	Read	Ant	Cable	Preamp	Aux	APos	TPos	Remark	Freq	Level	Line	Margin	Level	Factor	Loss	Factor	Factor	MHz	dBuV/m	dBuV/m	dB	dBuV	dB/m	dB	dB	cm	deg	1	5100.64	46.65	54.00	-7.35	30.85	34.50	10.60	29.30	0.00	100	124	Average	Blank																																																				
Limit	Read	Ant	Cable	Preamp	Aux	APos	TPos	Remark																																																																																							
Freq	Level	Line	Margin	Level	Factor	Loss	Factor	Factor																																																																																							
MHz	dBuV/m	dBuV/m	dB	dBuV	dB/m	dB	dB	cm	deg																																																																																						
1	5100.64	46.65	54.00	-7.35	30.85	34.50	10.60	29.30	0.00	100	124	Average																																																																																			

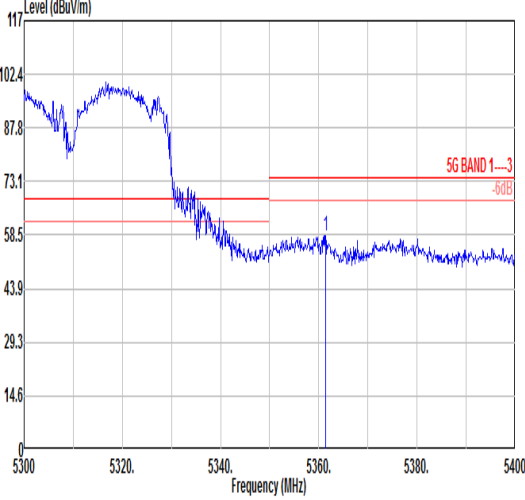
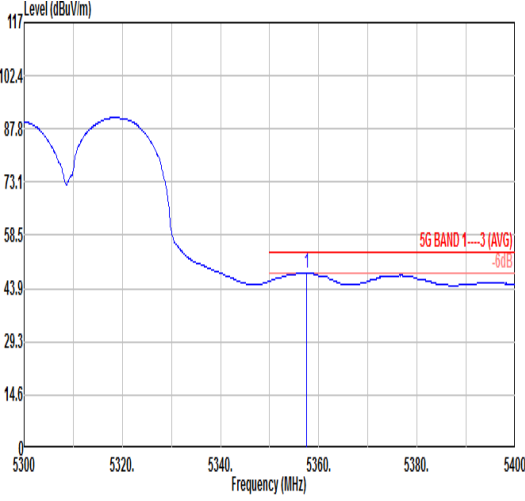


Mode	68																																																	
	Band Edge - R																																																	
	U-NII-2A_5.25-5.35_802.11be EHT80_CH58_Large RU 484+242_5290MHz																																																	
ANT	CDD 1+2																																																	
Pol.	Horizontal	Fundamental																																																
Peak	 <table border="1" data-bbox="263 1131 790 1254"> <thead> <tr> <th>Limit</th> <th>Read</th> <th>Ant</th> <th>Cable</th> <th>Preamp</th> <th>Aux</th> <th>APos</th> <th>TPos</th> </tr> <tr> <th>Freq</th> <th>Level</th> <th>Line</th> <th>Margin</th> <th>Level</th> <th>Factor</th> <th>Loss</th> <th>Factor</th> </tr> <tr> <th>MHz</th> <th>dBuV/m</th> <th>dBuV/m</th> <th>dB</th> <th>dBuV</th> <th>dB/m</th> <th>dB</th> <th>dB</th> </tr> </thead> <tbody> <tr> <td>1 5371.20</td> <td>61.59</td> <td>74.00</td> <td>-12.41</td> <td>45.88</td> <td>34.40</td> <td>10.85</td> <td>29.54</td> </tr> <tr> <td></td> <td></td> <td></td> <td></td> <td></td> <td></td> <td>0.00</td> <td>100</td> </tr> <tr> <td></td> <td></td> <td></td> <td></td> <td></td> <td></td> <td></td> <td>124 Peak</td> </tr> </tbody> </table>	Limit	Read	Ant	Cable	Preamp	Aux	APos	TPos	Freq	Level	Line	Margin	Level	Factor	Loss	Factor	MHz	dBuV/m	dBuV/m	dB	dBuV	dB/m	dB	dB	1 5371.20	61.59	74.00	-12.41	45.88	34.40	10.85	29.54							0.00	100								124 Peak	Blank
Limit	Read	Ant	Cable	Preamp	Aux	APos	TPos																																											
Freq	Level	Line	Margin	Level	Factor	Loss	Factor																																											
MHz	dBuV/m	dBuV/m	dB	dBuV	dB/m	dB	dB																																											
1 5371.20	61.59	74.00	-12.41	45.88	34.40	10.85	29.54																																											
						0.00	100																																											
							124 Peak																																											
Avg	 <table border="1" data-bbox="263 1803 790 1926"> <thead> <tr> <th>Limit</th> <th>Read</th> <th>Ant</th> <th>Cable</th> <th>Preamp</th> <th>Aux</th> <th>APos</th> <th>TPos</th> </tr> <tr> <th>Freq</th> <th>Level</th> <th>Line</th> <th>Margin</th> <th>Level</th> <th>Factor</th> <th>Loss</th> <th>Factor</th> </tr> <tr> <th>MHz</th> <th>dBuV/m</th> <th>dBuV/m</th> <th>dB</th> <th>dBuV</th> <th>dB/m</th> <th>dB</th> <th>dB</th> </tr> </thead> <tbody> <tr> <td>1 5372.40</td> <td>49.59</td> <td>54.00</td> <td>-4.41</td> <td>33.88</td> <td>34.40</td> <td>10.85</td> <td>29.54</td> </tr> <tr> <td></td> <td></td> <td></td> <td></td> <td></td> <td></td> <td>0.00</td> <td>100</td> </tr> <tr> <td></td> <td></td> <td></td> <td></td> <td></td> <td></td> <td></td> <td>124 Average</td> </tr> </tbody> </table>	Limit	Read	Ant	Cable	Preamp	Aux	APos	TPos	Freq	Level	Line	Margin	Level	Factor	Loss	Factor	MHz	dBuV/m	dBuV/m	dB	dBuV	dB/m	dB	dB	1 5372.40	49.59	54.00	-4.41	33.88	34.40	10.85	29.54							0.00	100								124 Average	Blank
Limit	Read	Ant	Cable	Preamp	Aux	APos	TPos																																											
Freq	Level	Line	Margin	Level	Factor	Loss	Factor																																											
MHz	dBuV/m	dBuV/m	dB	dBuV	dB/m	dB	dB																																											
1 5372.40	49.59	54.00	-4.41	33.88	34.40	10.85	29.54																																											
						0.00	100																																											
							124 Average																																											



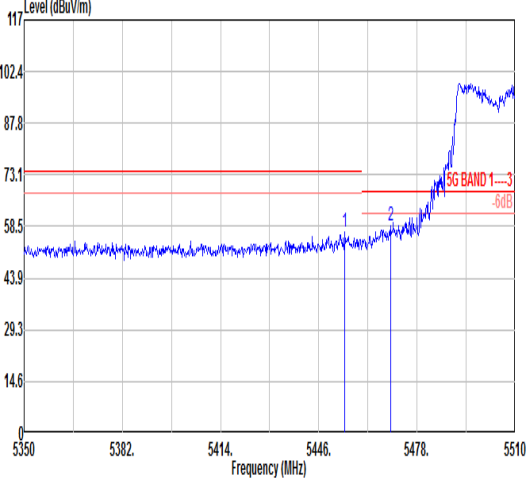
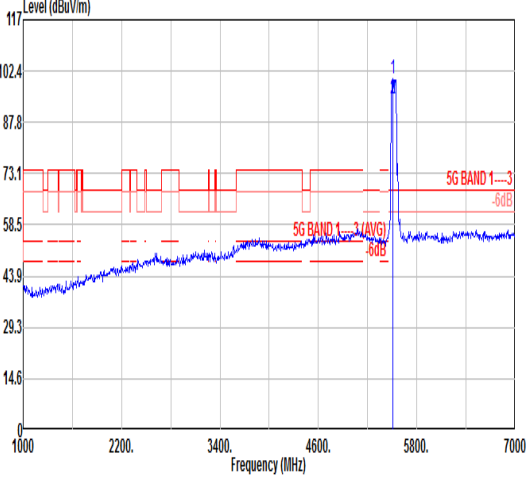
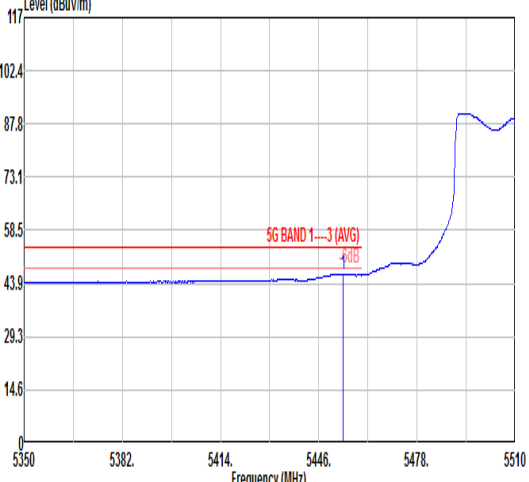
Mode	68																																																																																																
	Band Edge - L																																																																																																
	U-NII-2A_5.25-5.35_802.11be EHT80_CH58_Large RU 484+242_5290MHz																																																																																																
ANT	CDD 1+2																																																																																																
Pol.	Vertical	Fundamental																																																																																															
Peak	<table border="1" data-bbox="271 1131 774 1254"> <thead> <tr> <th>Limit</th> <th>Read</th> <th>Ant</th> <th>Cable</th> <th>Preamp</th> <th>Aux</th> <th>APos</th> <th>TPos</th> <th>Remark</th> </tr> <tr> <th>Freq</th> <th>Level</th> <th>Line</th> <th>Margin</th> <th>Level</th> <th>Factor</th> <th>Loss</th> <th>Factor</th> <th>Factor</th> </tr> <tr> <th>MHz</th> <th>dBuV/m</th> <th>dBuV/m</th> <th>dB</th> <th>dBuV</th> <th>dB/m</th> <th>dB</th> <th>dB</th> <th>cm</th> <th>deg</th> </tr> </thead> <tbody> <tr> <td>1</td> <td>5113.12</td> <td>57.54</td> <td>74.00</td> <td>-16.46</td> <td>41.76</td> <td>34.48</td> <td>10.61</td> <td>29.31</td> <td>0.00</td> <td>305</td> <td>66</td> <td>Peak</td> </tr> </tbody> </table>	Limit	Read	Ant	Cable	Preamp	Aux	APos	TPos	Remark	Freq	Level	Line	Margin	Level	Factor	Loss	Factor	Factor	MHz	dBuV/m	dBuV/m	dB	dBuV	dB/m	dB	dB	cm	deg	1	5113.12	57.54	74.00	-16.46	41.76	34.48	10.61	29.31	0.00	305	66	Peak	<table border="1" data-bbox="917 1108 1420 1254"> <thead> <tr> <th>Limit</th> <th>Read</th> <th>Ant</th> <th>Cable</th> <th>Preamp</th> <th>Aux</th> <th>APos</th> <th>TPos</th> <th>Remark</th> </tr> <tr> <th>Freq</th> <th>Level</th> <th>Line</th> <th>Margin</th> <th>Level</th> <th>Factor</th> <th>Loss</th> <th>Factor</th> <th>Factor</th> </tr> <tr> <th>MHz</th> <th>dBuV/m</th> <th>dBuV/m</th> <th>dB</th> <th>dBuV</th> <th>dB/m</th> <th>dB</th> <th>dB</th> <th>cm</th> <th>deg</th> </tr> </thead> <tbody> <tr> <td>1</td> <td>5296.00</td> <td>100.47</td> <td>-----</td> <td>-----</td> <td>84.79</td> <td>34.40</td> <td>10.76</td> <td>29.48</td> <td>0.00</td> <td>305</td> <td>66</td> <td>Peak</td> </tr> <tr> <td>2</td> <td>5296.00</td> <td>91.25</td> <td>-----</td> <td>-----</td> <td>75.57</td> <td>34.40</td> <td>10.76</td> <td>29.48</td> <td>0.00</td> <td>305</td> <td>66</td> <td>Average</td> </tr> </tbody> </table>	Limit	Read	Ant	Cable	Preamp	Aux	APos	TPos	Remark	Freq	Level	Line	Margin	Level	Factor	Loss	Factor	Factor	MHz	dBuV/m	dBuV/m	dB	dBuV	dB/m	dB	dB	cm	deg	1	5296.00	100.47	-----	-----	84.79	34.40	10.76	29.48	0.00	305	66	Peak	2	5296.00	91.25	-----	-----	75.57	34.40	10.76	29.48	0.00	305	66	Average
Limit	Read	Ant	Cable	Preamp	Aux	APos	TPos	Remark																																																																																									
Freq	Level	Line	Margin	Level	Factor	Loss	Factor	Factor																																																																																									
MHz	dBuV/m	dBuV/m	dB	dBuV	dB/m	dB	dB	cm	deg																																																																																								
1	5113.12	57.54	74.00	-16.46	41.76	34.48	10.61	29.31	0.00	305	66	Peak																																																																																					
Limit	Read	Ant	Cable	Preamp	Aux	APos	TPos	Remark																																																																																									
Freq	Level	Line	Margin	Level	Factor	Loss	Factor	Factor																																																																																									
MHz	dBuV/m	dBuV/m	dB	dBuV	dB/m	dB	dB	cm	deg																																																																																								
1	5296.00	100.47	-----	-----	84.79	34.40	10.76	29.48	0.00	305	66	Peak																																																																																					
2	5296.00	91.25	-----	-----	75.57	34.40	10.76	29.48	0.00	305	66	Average																																																																																					
Avg	<table border="1" data-bbox="271 1803 774 1926"> <thead> <tr> <th>Limit</th> <th>Read</th> <th>Ant</th> <th>Cable</th> <th>Preamp</th> <th>Aux</th> <th>APos</th> <th>TPos</th> <th>Remark</th> </tr> <tr> <th>Freq</th> <th>Level</th> <th>Line</th> <th>Margin</th> <th>Level</th> <th>Factor</th> <th>Loss</th> <th>Factor</th> <th>Factor</th> </tr> <tr> <th>MHz</th> <th>dBuV/m</th> <th>dBuV/m</th> <th>dB</th> <th>dBuV</th> <th>dB/m</th> <th>dB</th> <th>dB</th> <th>cm</th> <th>deg</th> </tr> </thead> <tbody> <tr> <td>1</td> <td>5100.16</td> <td>46.51</td> <td>54.00</td> <td>-7.49</td> <td>30.71</td> <td>34.50</td> <td>10.60</td> <td>29.30</td> <td>0.00</td> <td>305</td> <td>66</td> <td>Average</td> </tr> </tbody> </table>	Limit	Read	Ant	Cable	Preamp	Aux	APos	TPos	Remark	Freq	Level	Line	Margin	Level	Factor	Loss	Factor	Factor	MHz	dBuV/m	dBuV/m	dB	dBuV	dB/m	dB	dB	cm	deg	1	5100.16	46.51	54.00	-7.49	30.71	34.50	10.60	29.30	0.00	305	66	Average	Blank																																																						
Limit	Read	Ant	Cable	Preamp	Aux	APos	TPos	Remark																																																																																									
Freq	Level	Line	Margin	Level	Factor	Loss	Factor	Factor																																																																																									
MHz	dBuV/m	dBuV/m	dB	dBuV	dB/m	dB	dB	cm	deg																																																																																								
1	5100.16	46.51	54.00	-7.49	30.71	34.50	10.60	29.30	0.00	305	66	Average																																																																																					



Mode	68																																								
	Band Edge - R																																								
	U-NII-2A_5.25-5.35_802.11be EHT80_CH58_Large RU 484+242_5290MHz																																								
ANT	CDD 1+2																																								
Pol.	Vertical	Fundamental																																							
Peak	 <table border="1" data-bbox="268 1131 794 1254"> <thead> <tr> <th>Limit</th> <th>Read</th> <th>Ant</th> <th>Cable</th> <th>Preamp</th> <th>Aux</th> <th>APos</th> <th>TPos</th> <th>Remark</th> </tr> <tr> <th>Freq</th> <th>Level</th> <th>Line</th> <th>Margin</th> <th>Level</th> <th>Factor</th> <th>Loss</th> <th>Factor</th> <th></th> </tr> <tr> <th>MHz</th> <th>dBuV/m</th> <th>dBuV/m</th> <th>dB</th> <th>dBuV</th> <th>dB/m</th> <th>dB</th> <th>dB</th> <th>cm</th> <th>deg</th> </tr> </thead> <tbody> <tr> <td>1 5361.40</td> <td>58.40</td> <td>74.00</td> <td>-15.60</td> <td>42.69</td> <td>34.40</td> <td>10.84</td> <td>29.53</td> <td>0.00</td> <td>305</td> <td>66 Peak</td> </tr> </tbody> </table>	Limit	Read	Ant	Cable	Preamp	Aux	APos	TPos	Remark	Freq	Level	Line	Margin	Level	Factor	Loss	Factor		MHz	dBuV/m	dBuV/m	dB	dBuV	dB/m	dB	dB	cm	deg	1 5361.40	58.40	74.00	-15.60	42.69	34.40	10.84	29.53	0.00	305	66 Peak	Blank
Limit	Read	Ant	Cable	Preamp	Aux	APos	TPos	Remark																																	
Freq	Level	Line	Margin	Level	Factor	Loss	Factor																																		
MHz	dBuV/m	dBuV/m	dB	dBuV	dB/m	dB	dB	cm	deg																																
1 5361.40	58.40	74.00	-15.60	42.69	34.40	10.84	29.53	0.00	305	66 Peak																															
Avg	 <table border="1" data-bbox="268 1809 794 1933"> <thead> <tr> <th>Limit</th> <th>Read</th> <th>Ant</th> <th>Cable</th> <th>Preamp</th> <th>Aux</th> <th>APos</th> <th>TPos</th> <th>Remark</th> </tr> <tr> <th>Freq</th> <th>Level</th> <th>Line</th> <th>Margin</th> <th>Level</th> <th>Factor</th> <th>Loss</th> <th>Factor</th> <th></th> </tr> <tr> <th>MHz</th> <th>dBuV/m</th> <th>dBuV/m</th> <th>dB</th> <th>dBuV</th> <th>dB/m</th> <th>dB</th> <th>dB</th> <th>cm</th> <th>deg</th> </tr> </thead> <tbody> <tr> <td>1 5357.50</td> <td>48.21</td> <td>54.00</td> <td>-5.79</td> <td>32.51</td> <td>34.40</td> <td>10.83</td> <td>29.53</td> <td>0.00</td> <td>305</td> <td>66 Average</td> </tr> </tbody> </table>	Limit	Read	Ant	Cable	Preamp	Aux	APos	TPos	Remark	Freq	Level	Line	Margin	Level	Factor	Loss	Factor		MHz	dBuV/m	dBuV/m	dB	dBuV	dB/m	dB	dB	cm	deg	1 5357.50	48.21	54.00	-5.79	32.51	34.40	10.83	29.53	0.00	305	66 Average	Blank
Limit	Read	Ant	Cable	Preamp	Aux	APos	TPos	Remark																																	
Freq	Level	Line	Margin	Level	Factor	Loss	Factor																																		
MHz	dBuV/m	dBuV/m	dB	dBuV	dB/m	dB	dB	cm	deg																																
1 5357.50	48.21	54.00	-5.79	32.51	34.40	10.83	29.53	0.00	305	66 Average																															



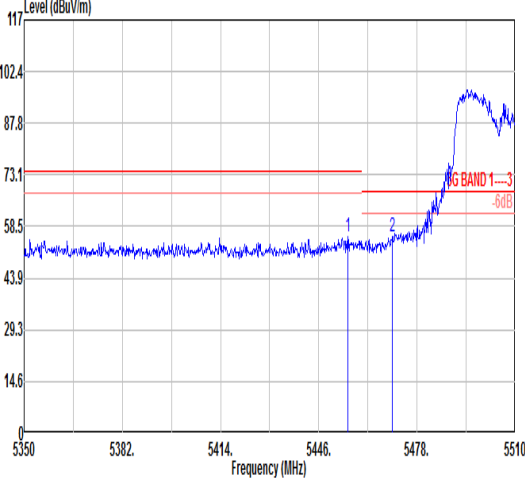
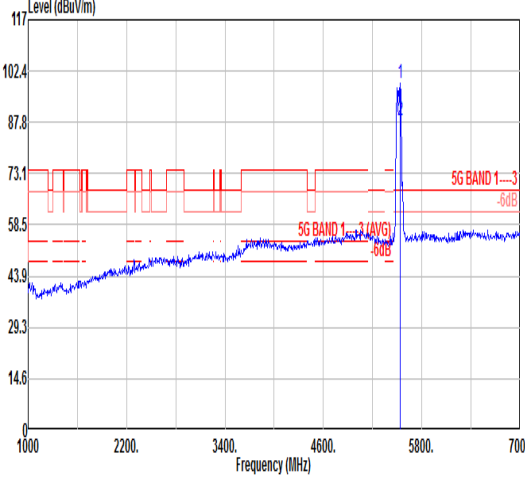
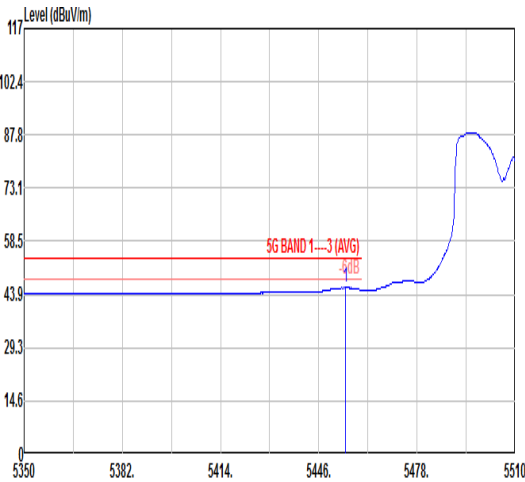


Mode	69																																																																																																											
	Band Edge - L																																																																																																											
	U-NII-2C_5.47-5.725_802.11be EHT80_CH106_Large RU 484+242_5530MHz																																																																																																											
ANT	CDD 1+2																																																																																																											
Pol.	Horizontal	Fundamental																																																																																																										
Peak	 <table border="1" data-bbox="268 1108 774 1254"> <thead> <tr> <th>Limit</th> <th>Read</th> <th>Ant</th> <th>Cable</th> <th>Preamp</th> <th>Aux</th> <th>APos</th> <th>TPos</th> <th>Remark</th> </tr> <tr> <th>Freq</th> <th>Level</th> <th>Line</th> <th>Margin</th> <th>Level</th> <th>Factor</th> <th>Loss</th> <th>Factor</th> <th>Factor</th> </tr> <tr> <th>MHz</th> <th>dBuV/m</th> <th>dBuV/m</th> <th>dB</th> <th>dBuV</th> <th>dB/m</th> <th>dB</th> <th>dB</th> <th>dB</th> </tr> </thead> <tbody> <tr> <td>1</td> <td>5454.48</td> <td>56.89</td> <td>74.00</td> <td>-17.11</td> <td>41.09</td> <td>34.45</td> <td>10.97</td> <td>29.62</td> <td>0.00</td> <td>101</td> <td>119</td> <td>Peak</td> </tr> <tr> <td>2</td> <td>5469.36</td> <td>58.72</td> <td>68.30</td> <td>-9.58</td> <td>42.89</td> <td>34.47</td> <td>10.99</td> <td>29.63</td> <td>0.00</td> <td>101</td> <td>119</td> <td>Peak</td> </tr> </tbody> </table>	Limit	Read	Ant	Cable	Preamp	Aux	APos	TPos	Remark	Freq	Level	Line	Margin	Level	Factor	Loss	Factor	Factor	MHz	dBuV/m	dBuV/m	dB	dBuV	dB/m	dB	dB	dB	1	5454.48	56.89	74.00	-17.11	41.09	34.45	10.97	29.62	0.00	101	119	Peak	2	5469.36	58.72	68.30	-9.58	42.89	34.47	10.99	29.63	0.00	101	119	Peak	 <table border="1" data-bbox="914 1108 1420 1254"> <thead> <tr> <th>Limit</th> <th>Read</th> <th>Ant</th> <th>Cable</th> <th>Preamp</th> <th>Aux</th> <th>APos</th> <th>TPos</th> <th>Remark</th> </tr> <tr> <th>Freq</th> <th>Level</th> <th>Line</th> <th>Margin</th> <th>Level</th> <th>Factor</th> <th>Loss</th> <th>Factor</th> <th>Factor</th> </tr> <tr> <th>MHz</th> <th>dBuV/m</th> <th>dBuV/m</th> <th>dB</th> <th>dBuV</th> <th>dB/m</th> <th>dB</th> <th>dB</th> <th>dB</th> </tr> </thead> <tbody> <tr> <td>1</td> <td>5512.00</td> <td>100.44</td> <td>-----</td> <td>-----</td> <td>84.57</td> <td>34.49</td> <td>11.05</td> <td>29.67</td> <td>0.00</td> <td>101</td> <td>119</td> <td>Peak</td> </tr> <tr> <td>2</td> <td>5512.00</td> <td>94.34</td> <td>-----</td> <td>-----</td> <td>78.47</td> <td>34.49</td> <td>11.05</td> <td>29.67</td> <td>0.00</td> <td>101</td> <td>119</td> <td>Average</td> </tr> </tbody> </table>	Limit	Read	Ant	Cable	Preamp	Aux	APos	TPos	Remark	Freq	Level	Line	Margin	Level	Factor	Loss	Factor	Factor	MHz	dBuV/m	dBuV/m	dB	dBuV	dB/m	dB	dB	dB	1	5512.00	100.44	-----	-----	84.57	34.49	11.05	29.67	0.00	101	119	Peak	2	5512.00	94.34	-----	-----	78.47	34.49	11.05	29.67	0.00	101	119	Average
Limit	Read	Ant	Cable	Preamp	Aux	APos	TPos	Remark																																																																																																				
Freq	Level	Line	Margin	Level	Factor	Loss	Factor	Factor																																																																																																				
MHz	dBuV/m	dBuV/m	dB	dBuV	dB/m	dB	dB	dB																																																																																																				
1	5454.48	56.89	74.00	-17.11	41.09	34.45	10.97	29.62	0.00	101	119	Peak																																																																																																
2	5469.36	58.72	68.30	-9.58	42.89	34.47	10.99	29.63	0.00	101	119	Peak																																																																																																
Limit	Read	Ant	Cable	Preamp	Aux	APos	TPos	Remark																																																																																																				
Freq	Level	Line	Margin	Level	Factor	Loss	Factor	Factor																																																																																																				
MHz	dBuV/m	dBuV/m	dB	dBuV	dB/m	dB	dB	dB																																																																																																				
1	5512.00	100.44	-----	-----	84.57	34.49	11.05	29.67	0.00	101	119	Peak																																																																																																
2	5512.00	94.34	-----	-----	78.47	34.49	11.05	29.67	0.00	101	119	Average																																																																																																
Avg	 <table border="1" data-bbox="268 1792 774 1937"> <thead> <tr> <th>Limit</th> <th>Read</th> <th>Ant</th> <th>Cable</th> <th>Preamp</th> <th>Aux</th> <th>APos</th> <th>TPos</th> <th>Remark</th> </tr> <tr> <th>Freq</th> <th>Level</th> <th>Line</th> <th>Margin</th> <th>Level</th> <th>Factor</th> <th>Loss</th> <th>Factor</th> <th>Factor</th> </tr> <tr> <th>MHz</th> <th>dBuV/m</th> <th>dBuV/m</th> <th>dB</th> <th>dBuV</th> <th>dB/m</th> <th>dB</th> <th>dB</th> <th>dB</th> </tr> </thead> <tbody> <tr> <td>1</td> <td>5453.84</td> <td>46.54</td> <td>54.00</td> <td>-7.46</td> <td>30.74</td> <td>34.45</td> <td>10.96</td> <td>29.61</td> <td>0.00</td> <td>101</td> <td>119</td> <td>Average</td> </tr> </tbody> </table>	Limit	Read	Ant	Cable	Preamp	Aux	APos	TPos	Remark	Freq	Level	Line	Margin	Level	Factor	Loss	Factor	Factor	MHz	dBuV/m	dBuV/m	dB	dBuV	dB/m	dB	dB	dB	1	5453.84	46.54	54.00	-7.46	30.74	34.45	10.96	29.61	0.00	101	119	Average	Blank																																																																		
Limit	Read	Ant	Cable	Preamp	Aux	APos	TPos	Remark																																																																																																				
Freq	Level	Line	Margin	Level	Factor	Loss	Factor	Factor																																																																																																				
MHz	dBuV/m	dBuV/m	dB	dBuV	dB/m	dB	dB	dB																																																																																																				
1	5453.84	46.54	54.00	-7.46	30.74	34.45	10.96	29.61	0.00	101	119	Average																																																																																																



Mode	69																																														
	Band Edge - R																																														
	U-NII-2C_5.47-5.725_802.11be EHT80_CH106_Large RU 484+242_5530MHz																																														
ANT	CDD 1+2																																														
Pol.	Horizontal	Fundamental																																													
Peak	<table border="1"> <thead> <tr> <th>Limit</th> <th>Read</th> <th>Ant</th> <th>Cable</th> <th>Preamp</th> <th>Aux</th> <th>APos</th> <th>TPos</th> <th>Remark</th> </tr> <tr> <th>Freq</th> <th>Level</th> <th>Line</th> <th>Margin</th> <th>Level</th> <th>Factor</th> <th>Loss</th> <th>Factor</th> <th>Factor</th> </tr> <tr> <th>MHz</th> <th>dBuV/m</th> <th>dBuV/m</th> <th>dB</th> <th>dBuV</th> <th>dB/m</th> <th>dB</th> <th>dB</th> <th>dB</th> </tr> </thead> <tbody> <tr> <td>1 5748.52</td> <td>55.48</td> <td>68.30</td> <td>-12.82</td> <td>39.54</td> <td>34.64</td> <td>11.33</td> <td>30.03</td> <td>0.00</td> </tr> <tr> <td></td> <td></td> <td></td> <td></td> <td></td> <td></td> <td></td> <td></td> <td>101 119 Peak</td> </tr> </tbody> </table>	Limit	Read	Ant	Cable	Preamp	Aux	APos	TPos	Remark	Freq	Level	Line	Margin	Level	Factor	Loss	Factor	Factor	MHz	dBuV/m	dBuV/m	dB	dBuV	dB/m	dB	dB	dB	1 5748.52	55.48	68.30	-12.82	39.54	34.64	11.33	30.03	0.00									101 119 Peak	Blank
Limit	Read	Ant	Cable	Preamp	Aux	APos	TPos	Remark																																							
Freq	Level	Line	Margin	Level	Factor	Loss	Factor	Factor																																							
MHz	dBuV/m	dBuV/m	dB	dBuV	dB/m	dB	dB	dB																																							
1 5748.52	55.48	68.30	-12.82	39.54	34.64	11.33	30.03	0.00																																							
								101 119 Peak																																							



Mode	69																																																																																																											
	Band Edge - L																																																																																																											
	U-NII-2C_5.47-5.725_802.11be EHT80_CH106_Large RU 484+242_5530MHz																																																																																																											
ANT	CDD 1+2																																																																																																											
Pol.	Vertical	Fundamental																																																																																																										
Peak	 <table border="1" data-bbox="268 1115 794 1254"> <thead> <tr> <th>Limit</th> <th>Read</th> <th>Ant</th> <th>Cable</th> <th>Preamp</th> <th>Aux</th> <th>APos</th> <th>TPos</th> <th>Remark</th> </tr> <tr> <th>Freq</th> <th>Level</th> <th>Line</th> <th>Margin</th> <th>Level</th> <th>Factor</th> <th>Loss</th> <th>Factor</th> <th>Factor</th> </tr> <tr> <th>MHz</th> <th>dBuV/m</th> <th>dBuV/m</th> <th>dB</th> <th>dBuV</th> <th>dB/m</th> <th>dB</th> <th>dB</th> <th>dB</th> </tr> </thead> <tbody> <tr> <td>1</td> <td>5455.44</td> <td>55.58</td> <td>74.00</td> <td>-18.42</td> <td>39.78</td> <td>34.45</td> <td>10.97</td> <td>29.62</td> <td>0.00</td> <td>299</td> <td>76</td> <td>Peak</td> </tr> <tr> <td>2</td> <td>5470.00</td> <td>55.80</td> <td>68.30</td> <td>-12.50</td> <td>39.97</td> <td>34.47</td> <td>10.99</td> <td>29.63</td> <td>0.00</td> <td>299</td> <td>76</td> <td>Peak</td> </tr> </tbody> </table>	Limit	Read	Ant	Cable	Preamp	Aux	APos	TPos	Remark	Freq	Level	Line	Margin	Level	Factor	Loss	Factor	Factor	MHz	dBuV/m	dBuV/m	dB	dBuV	dB/m	dB	dB	dB	1	5455.44	55.58	74.00	-18.42	39.78	34.45	10.97	29.62	0.00	299	76	Peak	2	5470.00	55.80	68.30	-12.50	39.97	34.47	10.99	29.63	0.00	299	76	Peak	 <table border="1" data-bbox="909 1115 1436 1254"> <thead> <tr> <th>Limit</th> <th>Read</th> <th>Ant</th> <th>Cable</th> <th>Preamp</th> <th>Aux</th> <th>APos</th> <th>TPos</th> <th>Remark</th> </tr> <tr> <th>Freq</th> <th>Level</th> <th>Line</th> <th>Margin</th> <th>Level</th> <th>Factor</th> <th>Loss</th> <th>Factor</th> <th>Factor</th> </tr> <tr> <th>MHz</th> <th>dBuV/m</th> <th>dBuV/m</th> <th>dB</th> <th>dBuV</th> <th>dB/m</th> <th>dB</th> <th>dB</th> <th>dB</th> </tr> </thead> <tbody> <tr> <td>1</td> <td>5536.00</td> <td>98.87</td> <td>-----</td> <td>-----</td> <td>83.00</td> <td>34.47</td> <td>11.09</td> <td>29.69</td> <td>0.00</td> <td>299</td> <td>76</td> <td>Peak</td> </tr> <tr> <td>2</td> <td>5536.00</td> <td>88.41</td> <td>-----</td> <td>-----</td> <td>72.54</td> <td>34.47</td> <td>11.09</td> <td>29.69</td> <td>0.00</td> <td>299</td> <td>76</td> <td>Average</td> </tr> </tbody> </table>	Limit	Read	Ant	Cable	Preamp	Aux	APos	TPos	Remark	Freq	Level	Line	Margin	Level	Factor	Loss	Factor	Factor	MHz	dBuV/m	dBuV/m	dB	dBuV	dB/m	dB	dB	dB	1	5536.00	98.87	-----	-----	83.00	34.47	11.09	29.69	0.00	299	76	Peak	2	5536.00	88.41	-----	-----	72.54	34.47	11.09	29.69	0.00	299	76	Average
Limit	Read	Ant	Cable	Preamp	Aux	APos	TPos	Remark																																																																																																				
Freq	Level	Line	Margin	Level	Factor	Loss	Factor	Factor																																																																																																				
MHz	dBuV/m	dBuV/m	dB	dBuV	dB/m	dB	dB	dB																																																																																																				
1	5455.44	55.58	74.00	-18.42	39.78	34.45	10.97	29.62	0.00	299	76	Peak																																																																																																
2	5470.00	55.80	68.30	-12.50	39.97	34.47	10.99	29.63	0.00	299	76	Peak																																																																																																
Limit	Read	Ant	Cable	Preamp	Aux	APos	TPos	Remark																																																																																																				
Freq	Level	Line	Margin	Level	Factor	Loss	Factor	Factor																																																																																																				
MHz	dBuV/m	dBuV/m	dB	dBuV	dB/m	dB	dB	dB																																																																																																				
1	5536.00	98.87	-----	-----	83.00	34.47	11.09	29.69	0.00	299	76	Peak																																																																																																
2	5536.00	88.41	-----	-----	72.54	34.47	11.09	29.69	0.00	299	76	Average																																																																																																
Avg	 <table border="1" data-bbox="268 1787 794 1926"> <thead> <tr> <th>Limit</th> <th>Read</th> <th>Ant</th> <th>Cable</th> <th>Preamp</th> <th>Aux</th> <th>APos</th> <th>TPos</th> <th>Remark</th> </tr> <tr> <th>Freq</th> <th>Level</th> <th>Line</th> <th>Margin</th> <th>Level</th> <th>Factor</th> <th>Loss</th> <th>Factor</th> <th>Factor</th> </tr> <tr> <th>MHz</th> <th>dBuV/m</th> <th>dBuV/m</th> <th>dB</th> <th>dBuV</th> <th>dB/m</th> <th>dB</th> <th>dB</th> <th>dB</th> </tr> </thead> <tbody> <tr> <td>1</td> <td>5454.00</td> <td>45.76</td> <td>54.00</td> <td>-8.24</td> <td>29.96</td> <td>34.45</td> <td>10.97</td> <td>29.62</td> <td>0.00</td> <td>299</td> <td>76</td> <td>Average</td> </tr> </tbody> </table>	Limit	Read	Ant	Cable	Preamp	Aux	APos	TPos	Remark	Freq	Level	Line	Margin	Level	Factor	Loss	Factor	Factor	MHz	dBuV/m	dBuV/m	dB	dBuV	dB/m	dB	dB	dB	1	5454.00	45.76	54.00	-8.24	29.96	34.45	10.97	29.62	0.00	299	76	Average	Blank																																																																		
Limit	Read	Ant	Cable	Preamp	Aux	APos	TPos	Remark																																																																																																				
Freq	Level	Line	Margin	Level	Factor	Loss	Factor	Factor																																																																																																				
MHz	dBuV/m	dBuV/m	dB	dBuV	dB/m	dB	dB	dB																																																																																																				
1	5454.00	45.76	54.00	-8.24	29.96	34.45	10.97	29.62	0.00	299	76	Average																																																																																																

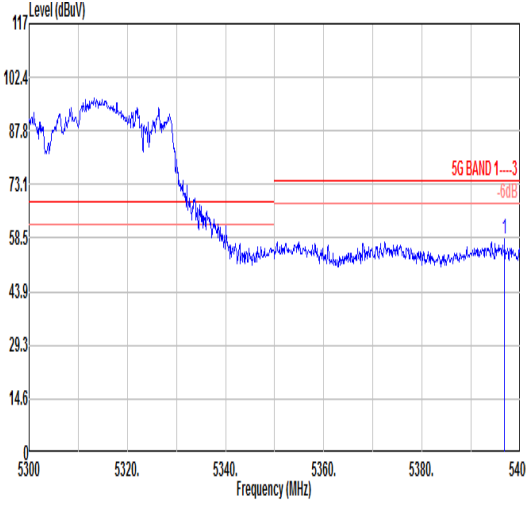
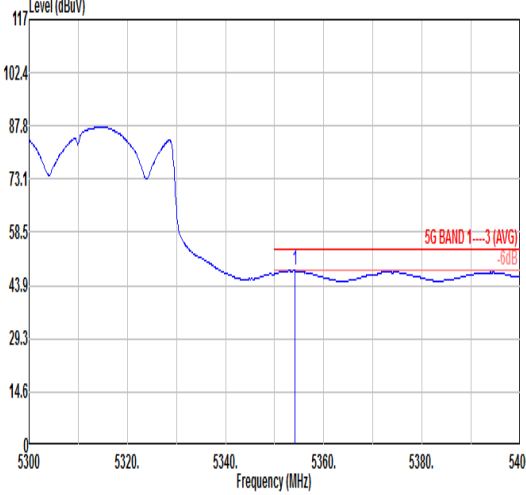


Mode	69																																							
	Band Edge - R																																							
	U-NII-2C_5.47-5.725_802.11be EHT80_CH106_Large RU 484+242_5530MHz																																							
ANT	CDD 1+2																																							
Pol.	Vertical	Fundamental																																						
Peak	<table border="1"> <thead> <tr> <th>Limit</th> <th>Read</th> <th>Ant</th> <th>Cable</th> <th>Preamp</th> <th>Aux</th> <th>APos</th> <th>TPos</th> <th>Remark</th> </tr> <tr> <th>Freq</th> <th>Level</th> <th>Line</th> <th>Margin</th> <th>Level</th> <th>Factor</th> <th>Loss</th> <th>Factor</th> <th>Factor</th> </tr> <tr> <th>MHz</th> <th>dBuV/m</th> <th>dBuV/m</th> <th>dB</th> <th>dBuV</th> <th>dB/m</th> <th>dB</th> <th>dB</th> <th>cm</th> <th>deg</th> </tr> </thead> <tbody> <tr> <td>1 5748.36</td> <td>56.77</td> <td>68.30</td> <td>-11.53</td> <td>40.81</td> <td>34.67</td> <td>11.34</td> <td>30.05</td> <td>0.00</td> <td>299 76 Peak</td> </tr> </tbody> </table>	Limit	Read	Ant	Cable	Preamp	Aux	APos	TPos	Remark	Freq	Level	Line	Margin	Level	Factor	Loss	Factor	Factor	MHz	dBuV/m	dBuV/m	dB	dBuV	dB/m	dB	dB	cm	deg	1 5748.36	56.77	68.30	-11.53	40.81	34.67	11.34	30.05	0.00	299 76 Peak	Blank
Limit	Read	Ant	Cable	Preamp	Aux	APos	TPos	Remark																																
Freq	Level	Line	Margin	Level	Factor	Loss	Factor	Factor																																
MHz	dBuV/m	dBuV/m	dB	dBuV	dB/m	dB	dB	cm	deg																															
1 5748.36	56.77	68.30	-11.53	40.81	34.67	11.34	30.05	0.00	299 76 Peak																															



Mode	70																																																																																										
	Band Edge - L																																																																																										
	U-NII-2A_5.15-5.35_802.11be EHT160_CH50_Large RU 996+484_5250MHz																																																																																										
ANT	CDD 1+2																																																																																										
Pol.	Horizontal	Fundamental																																																																																									
Peak	<table border="1" data-bbox="271 1131 774 1254"> <thead> <tr> <th>Limit</th> <th>Read</th> <th>Ant</th> <th>Cable</th> <th>Preamp</th> <th>Aux</th> <th>Apos</th> <th>Tpos</th> <th>Remark</th> </tr> <tr> <th>Freq Level</th> <th>Line</th> <th>Margin</th> <th>Level</th> <th>Factor</th> <th>Loss</th> <th>Factor</th> <th>Factor</th> <th></th> </tr> <tr> <th>MHz</th> <th>dBuV/m</th> <th>dBuV/m</th> <th>dB</th> <th>dBuV</th> <th>dB/m</th> <th>dB</th> <th>dB</th> <th>cm</th> <th>deg</th> </tr> </thead> <tbody> <tr> <td>1 5111.68</td> <td>60.87</td> <td>74.00</td> <td>-13.13</td> <td>45.08</td> <td>34.49</td> <td>10.61</td> <td>29.31</td> <td>0.00</td> <td>100</td> <td>121 Peak</td> </tr> </tbody> </table>	Limit	Read	Ant	Cable	Preamp	Aux	Apos	Tpos	Remark	Freq Level	Line	Margin	Level	Factor	Loss	Factor	Factor		MHz	dBuV/m	dBuV/m	dB	dBuV	dB/m	dB	dB	cm	deg	1 5111.68	60.87	74.00	-13.13	45.08	34.49	10.61	29.31	0.00	100	121 Peak	<table border="1" data-bbox="917 1108 1420 1254"> <thead> <tr> <th>Limit</th> <th>Read</th> <th>Ant</th> <th>Cable</th> <th>Preamp</th> <th>Aux</th> <th>Apos</th> <th>Tpos</th> <th>Remark</th> </tr> <tr> <th>Freq Level</th> <th>Line</th> <th>Margin</th> <th>Level</th> <th>Factor</th> <th>Loss</th> <th>Factor</th> <th>Factor</th> <th></th> </tr> <tr> <th>MHz</th> <th>dBuV/m</th> <th>dBuV/m</th> <th>dB</th> <th>dBuV</th> <th>dB/m</th> <th>dB</th> <th>dB</th> <th>cm</th> <th>deg</th> </tr> </thead> <tbody> <tr> <td>1 5194.00</td> <td>98.48</td> <td>-----</td> <td>-----</td> <td>82.83</td> <td>34.40</td> <td>10.64</td> <td>29.39</td> <td>0.00</td> <td>100</td> <td>121 Peak</td> </tr> <tr> <td>2 5194.00</td> <td>89.12</td> <td>-----</td> <td>-----</td> <td>73.47</td> <td>34.40</td> <td>10.64</td> <td>29.39</td> <td>0.00</td> <td>100</td> <td>121 Average</td> </tr> </tbody> </table>	Limit	Read	Ant	Cable	Preamp	Aux	Apos	Tpos	Remark	Freq Level	Line	Margin	Level	Factor	Loss	Factor	Factor		MHz	dBuV/m	dBuV/m	dB	dBuV	dB/m	dB	dB	cm	deg	1 5194.00	98.48	-----	-----	82.83	34.40	10.64	29.39	0.00	100	121 Peak	2 5194.00	89.12	-----	-----	73.47	34.40	10.64	29.39	0.00	100	121 Average
Limit	Read	Ant	Cable	Preamp	Aux	Apos	Tpos	Remark																																																																																			
Freq Level	Line	Margin	Level	Factor	Loss	Factor	Factor																																																																																				
MHz	dBuV/m	dBuV/m	dB	dBuV	dB/m	dB	dB	cm	deg																																																																																		
1 5111.68	60.87	74.00	-13.13	45.08	34.49	10.61	29.31	0.00	100	121 Peak																																																																																	
Limit	Read	Ant	Cable	Preamp	Aux	Apos	Tpos	Remark																																																																																			
Freq Level	Line	Margin	Level	Factor	Loss	Factor	Factor																																																																																				
MHz	dBuV/m	dBuV/m	dB	dBuV	dB/m	dB	dB	cm	deg																																																																																		
1 5194.00	98.48	-----	-----	82.83	34.40	10.64	29.39	0.00	100	121 Peak																																																																																	
2 5194.00	89.12	-----	-----	73.47	34.40	10.64	29.39	0.00	100	121 Average																																																																																	
Avg	<table border="1" data-bbox="271 1803 774 1926"> <thead> <tr> <th>Limit</th> <th>Read</th> <th>Ant</th> <th>Cable</th> <th>Preamp</th> <th>Aux</th> <th>Apos</th> <th>Tpos</th> <th>Remark</th> </tr> <tr> <th>Freq Level</th> <th>Line</th> <th>Margin</th> <th>Level</th> <th>Factor</th> <th>Loss</th> <th>Factor</th> <th>Factor</th> <th></th> </tr> <tr> <th>MHz</th> <th>dBuV/m</th> <th>dBuV/m</th> <th>dB</th> <th>dBuV</th> <th>dB/m</th> <th>dB</th> <th>dB</th> <th>cm</th> <th>deg</th> </tr> </thead> <tbody> <tr> <td>1 5111.84</td> <td>50.61</td> <td>54.00</td> <td>-3.39</td> <td>34.82</td> <td>34.49</td> <td>10.61</td> <td>29.31</td> <td>0.00</td> <td>100</td> <td>121 Average</td> </tr> </tbody> </table>	Limit	Read	Ant	Cable	Preamp	Aux	Apos	Tpos	Remark	Freq Level	Line	Margin	Level	Factor	Loss	Factor	Factor		MHz	dBuV/m	dBuV/m	dB	dBuV	dB/m	dB	dB	cm	deg	1 5111.84	50.61	54.00	-3.39	34.82	34.49	10.61	29.31	0.00	100	121 Average	Blank																																																		
Limit	Read	Ant	Cable	Preamp	Aux	Apos	Tpos	Remark																																																																																			
Freq Level	Line	Margin	Level	Factor	Loss	Factor	Factor																																																																																				
MHz	dBuV/m	dBuV/m	dB	dBuV	dB/m	dB	dB	cm	deg																																																																																		
1 5111.84	50.61	54.00	-3.39	34.82	34.49	10.61	29.31	0.00	100	121 Average																																																																																	

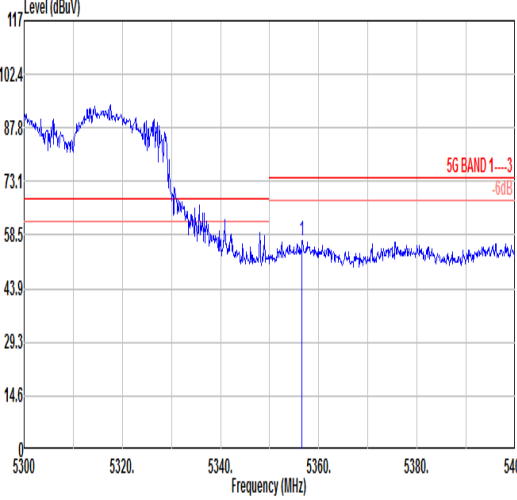
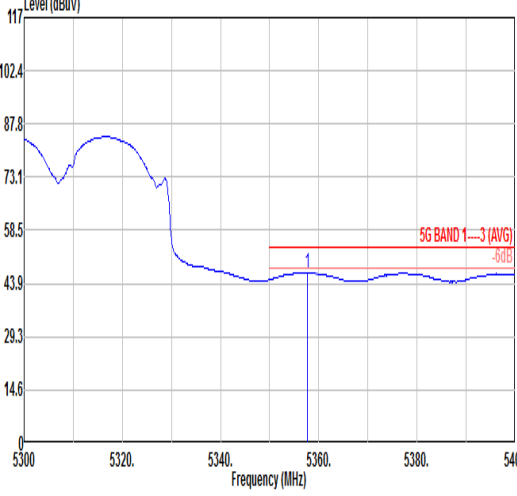


Mode	70																																																						
	Band Edge - R																																																						
	U-NII-2A_5.15-5.35_802.11be EHT160_CH50_Large RU 996+484_5250MHz																																																						
ANT	CDD 1+2																																																						
Pol.	Horizontal	Fundamental																																																					
Peak	 <table border="1" data-bbox="263 1131 790 1254"> <thead> <tr> <th>Limit</th> <th>Read</th> <th>Ant</th> <th>Cable</th> <th>Preamp</th> <th>Aux</th> <th>APos</th> <th>TPos</th> </tr> <tr> <th>Freq Level</th> <th>Line</th> <th>Margin</th> <th>Level</th> <th>Factor</th> <th>Loss</th> <th>Factor</th> <th>Factor</th> </tr> <tr> <th>MHz</th> <th>dBuV/m</th> <th>dBuV/m</th> <th>dB</th> <th>dBuV</th> <th>dB/m</th> <th>dB</th> <th>dB</th> </tr> <tr> <th></th> <th></th> <th></th> <th></th> <th></th> <th></th> <th></th> <th>cm</th> </tr> <tr> <th></th> <th></th> <th></th> <th></th> <th></th> <th></th> <th></th> <th>deg</th> </tr> </thead> <tbody> <tr> <td>1</td> <td>5396.80</td> <td>58.17</td> <td>74.00</td> <td>-15.83</td> <td>42.45</td> <td>34.40</td> <td>10.88</td> <td>29.56</td> <td>0.00</td> <td>100</td> <td>121</td> <td>Peak</td> </tr> </tbody> </table>	Limit	Read	Ant	Cable	Preamp	Aux	APos	TPos	Freq Level	Line	Margin	Level	Factor	Loss	Factor	Factor	MHz	dBuV/m	dBuV/m	dB	dBuV	dB/m	dB	dB								cm								deg	1	5396.80	58.17	74.00	-15.83	42.45	34.40	10.88	29.56	0.00	100	121	Peak	Blank
Limit	Read	Ant	Cable	Preamp	Aux	APos	TPos																																																
Freq Level	Line	Margin	Level	Factor	Loss	Factor	Factor																																																
MHz	dBuV/m	dBuV/m	dB	dBuV	dB/m	dB	dB																																																
							cm																																																
							deg																																																
1	5396.80	58.17	74.00	-15.83	42.45	34.40	10.88	29.56	0.00	100	121	Peak																																											
Avg	 <table border="1" data-bbox="263 1803 790 1926"> <thead> <tr> <th>Limit</th> <th>Read</th> <th>Ant</th> <th>Cable</th> <th>Preamp</th> <th>Aux</th> <th>APos</th> <th>TPos</th> </tr> <tr> <th>Freq Level</th> <th>Line</th> <th>Margin</th> <th>Level</th> <th>Factor</th> <th>Loss</th> <th>Factor</th> <th>Factor</th> </tr> <tr> <th>MHz</th> <th>dBuV/m</th> <th>dBuV/m</th> <th>dB</th> <th>dBuV</th> <th>dB/m</th> <th>dB</th> <th>dB</th> </tr> <tr> <th></th> <th></th> <th></th> <th></th> <th></th> <th></th> <th></th> <th>cm</th> </tr> <tr> <th></th> <th></th> <th></th> <th></th> <th></th> <th></th> <th></th> <th>deg</th> </tr> </thead> <tbody> <tr> <td>1</td> <td>5354.10</td> <td>47.98</td> <td>54.00</td> <td>-6.02</td> <td>32.28</td> <td>34.40</td> <td>10.83</td> <td>29.53</td> <td>0.00</td> <td>100</td> <td>121</td> <td>Average</td> </tr> </tbody> </table>	Limit	Read	Ant	Cable	Preamp	Aux	APos	TPos	Freq Level	Line	Margin	Level	Factor	Loss	Factor	Factor	MHz	dBuV/m	dBuV/m	dB	dBuV	dB/m	dB	dB								cm								deg	1	5354.10	47.98	54.00	-6.02	32.28	34.40	10.83	29.53	0.00	100	121	Average	Blank
Limit	Read	Ant	Cable	Preamp	Aux	APos	TPos																																																
Freq Level	Line	Margin	Level	Factor	Loss	Factor	Factor																																																
MHz	dBuV/m	dBuV/m	dB	dBuV	dB/m	dB	dB																																																
							cm																																																
							deg																																																
1	5354.10	47.98	54.00	-6.02	32.28	34.40	10.83	29.53	0.00	100	121	Average																																											



Mode	70																																																																																										
	Band Edge - L																																																																																										
	U-NII-2A_5.15-5.35_802.11be EHT160_CH50_Large RU 996+484_5250MHz																																																																																										
ANT	CDD 1+2																																																																																										
Pol.	Vertical	Fundamental																																																																																									
Peak	<table border="1"> <thead> <tr> <th>Limit</th> <th>Read</th> <th>Ant</th> <th>Cable</th> <th>Preamp</th> <th>Aux</th> <th>APos</th> <th>TPos</th> <th>Remark</th> </tr> <tr> <th>Freq Level</th> <th>Line</th> <th>Margin</th> <th>Level</th> <th>Factor</th> <th>Loss</th> <th>Factor</th> <th>Factor</th> <th></th> </tr> <tr> <th>MHz</th> <th>dBuV/m</th> <th>dBuV/m</th> <th>dB</th> <th>dBuV</th> <th>dB/m</th> <th>dB</th> <th>dB</th> <th>cm</th> <th>deg</th> </tr> </thead> <tbody> <tr> <td>1 5115.84</td> <td>60.00</td> <td>74.00</td> <td>-14.00</td> <td>44.23</td> <td>34.48</td> <td>10.61</td> <td>29.32</td> <td>0.00</td> <td>315</td> <td>68 Peak</td> </tr> </tbody> </table>	Limit	Read	Ant	Cable	Preamp	Aux	APos	TPos	Remark	Freq Level	Line	Margin	Level	Factor	Loss	Factor	Factor		MHz	dBuV/m	dBuV/m	dB	dBuV	dB/m	dB	dB	cm	deg	1 5115.84	60.00	74.00	-14.00	44.23	34.48	10.61	29.32	0.00	315	68 Peak	<table border="1"> <thead> <tr> <th>Limit</th> <th>Read</th> <th>Ant</th> <th>Cable</th> <th>Preamp</th> <th>Aux</th> <th>APos</th> <th>TPos</th> <th>Remark</th> </tr> <tr> <th>Freq Level</th> <th>Line</th> <th>Margin</th> <th>Level</th> <th>Factor</th> <th>Loss</th> <th>Factor</th> <th>Factor</th> <th></th> </tr> <tr> <th>MHz</th> <th>dBuV/m</th> <th>dBuV/m</th> <th>dB</th> <th>dBuV</th> <th>dB/m</th> <th>dB</th> <th>dB</th> <th>cm</th> <th>deg</th> </tr> </thead> <tbody> <tr> <td>1 5182.00</td> <td>96.29</td> <td>-----</td> <td>-----</td> <td>80.62</td> <td>34.42</td> <td>10.63</td> <td>29.38</td> <td>0.00</td> <td>315</td> <td>68 Peak</td> </tr> <tr> <td>2 5182.00</td> <td>87.50</td> <td>-----</td> <td>-----</td> <td>71.83</td> <td>34.42</td> <td>10.63</td> <td>29.38</td> <td>0.00</td> <td>315</td> <td>68 Average</td> </tr> </tbody> </table>	Limit	Read	Ant	Cable	Preamp	Aux	APos	TPos	Remark	Freq Level	Line	Margin	Level	Factor	Loss	Factor	Factor		MHz	dBuV/m	dBuV/m	dB	dBuV	dB/m	dB	dB	cm	deg	1 5182.00	96.29	-----	-----	80.62	34.42	10.63	29.38	0.00	315	68 Peak	2 5182.00	87.50	-----	-----	71.83	34.42	10.63	29.38	0.00	315	68 Average
Limit	Read	Ant	Cable	Preamp	Aux	APos	TPos	Remark																																																																																			
Freq Level	Line	Margin	Level	Factor	Loss	Factor	Factor																																																																																				
MHz	dBuV/m	dBuV/m	dB	dBuV	dB/m	dB	dB	cm	deg																																																																																		
1 5115.84	60.00	74.00	-14.00	44.23	34.48	10.61	29.32	0.00	315	68 Peak																																																																																	
Limit	Read	Ant	Cable	Preamp	Aux	APos	TPos	Remark																																																																																			
Freq Level	Line	Margin	Level	Factor	Loss	Factor	Factor																																																																																				
MHz	dBuV/m	dBuV/m	dB	dBuV	dB/m	dB	dB	cm	deg																																																																																		
1 5182.00	96.29	-----	-----	80.62	34.42	10.63	29.38	0.00	315	68 Peak																																																																																	
2 5182.00	87.50	-----	-----	71.83	34.42	10.63	29.38	0.00	315	68 Average																																																																																	
Avg	<table border="1"> <thead> <tr> <th>Limit</th> <th>Read</th> <th>Ant</th> <th>Cable</th> <th>Preamp</th> <th>Aux</th> <th>APos</th> <th>TPos</th> <th>Remark</th> </tr> <tr> <th>Freq Level</th> <th>Line</th> <th>Margin</th> <th>Level</th> <th>Factor</th> <th>Loss</th> <th>Factor</th> <th>Factor</th> <th></th> </tr> <tr> <th>MHz</th> <th>dBuV/m</th> <th>dBuV/m</th> <th>dB</th> <th>dBuV</th> <th>dB/m</th> <th>dB</th> <th>dB</th> <th>cm</th> <th>deg</th> </tr> </thead> <tbody> <tr> <td>1 5116.16</td> <td>49.44</td> <td>54.00</td> <td>-4.56</td> <td>33.67</td> <td>34.48</td> <td>10.61</td> <td>29.32</td> <td>0.00</td> <td>315</td> <td>68 Average</td> </tr> </tbody> </table>	Limit	Read	Ant	Cable	Preamp	Aux	APos	TPos	Remark	Freq Level	Line	Margin	Level	Factor	Loss	Factor	Factor		MHz	dBuV/m	dBuV/m	dB	dBuV	dB/m	dB	dB	cm	deg	1 5116.16	49.44	54.00	-4.56	33.67	34.48	10.61	29.32	0.00	315	68 Average	Blank																																																		
Limit	Read	Ant	Cable	Preamp	Aux	APos	TPos	Remark																																																																																			
Freq Level	Line	Margin	Level	Factor	Loss	Factor	Factor																																																																																				
MHz	dBuV/m	dBuV/m	dB	dBuV	dB/m	dB	dB	cm	deg																																																																																		
1 5116.16	49.44	54.00	-4.56	33.67	34.48	10.61	29.32	0.00	315	68 Average																																																																																	



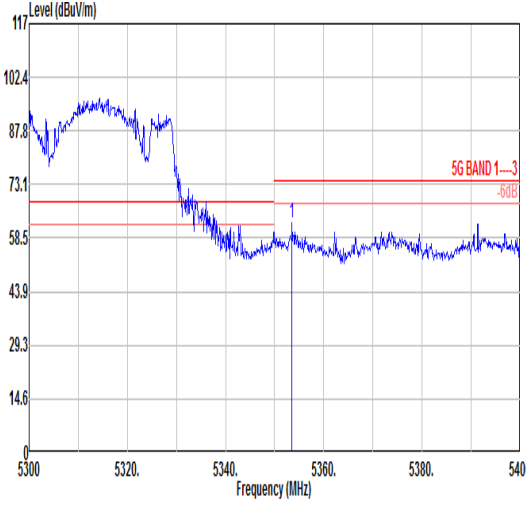
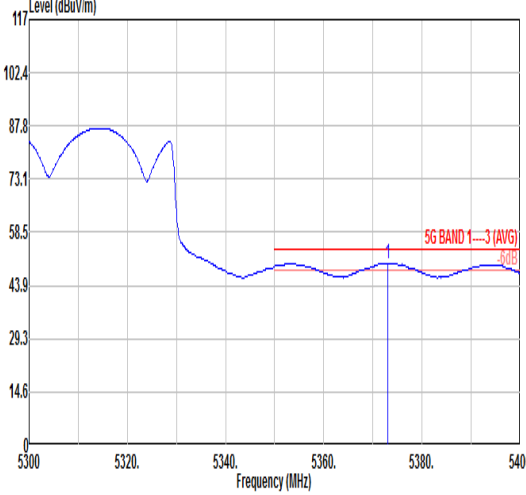
Mode	70																																																	
	Band Edge - R																																																	
	U-NII-2A_5.15-5.35_802.11be EHT160_CH50_Large RU 996+484_5250MHz																																																	
ANT	CDD 1+2																																																	
Pol.	Vertical	Fundamental																																																
Peak	 <table border="1" data-bbox="268 1131 786 1256"> <thead> <tr> <th>Limit</th> <th>Read</th> <th>Ant</th> <th>Cable</th> <th>Preamp</th> <th>Aux</th> <th>APos</th> <th>TPos</th> </tr> <tr> <th>Freq Level</th> <th>Line</th> <th>Margin</th> <th>Level</th> <th>Factor</th> <th>Loss</th> <th>Factor</th> <th>Factor</th> </tr> <tr> <th>MHz</th> <th>dBuV/m</th> <th>dBuV/m</th> <th>dB</th> <th>dBuV</th> <th>dB/m</th> <th>dB</th> <th>dB</th> </tr> </thead> <tbody> <tr> <td>1 5356.60</td> <td>56.79</td> <td>74.00</td> <td>-17.21</td> <td>41.09</td> <td>34.40</td> <td>10.83</td> <td>29.53</td> </tr> <tr> <td></td> <td></td> <td></td> <td></td> <td></td> <td></td> <td>0.00</td> <td>315</td> </tr> <tr> <td></td> <td></td> <td></td> <td></td> <td></td> <td></td> <td></td> <td>68 Peak</td> </tr> </tbody> </table>	Limit	Read	Ant	Cable	Preamp	Aux	APos	TPos	Freq Level	Line	Margin	Level	Factor	Loss	Factor	Factor	MHz	dBuV/m	dBuV/m	dB	dBuV	dB/m	dB	dB	1 5356.60	56.79	74.00	-17.21	41.09	34.40	10.83	29.53							0.00	315								68 Peak	Blank
Limit	Read	Ant	Cable	Preamp	Aux	APos	TPos																																											
Freq Level	Line	Margin	Level	Factor	Loss	Factor	Factor																																											
MHz	dBuV/m	dBuV/m	dB	dBuV	dB/m	dB	dB																																											
1 5356.60	56.79	74.00	-17.21	41.09	34.40	10.83	29.53																																											
						0.00	315																																											
							68 Peak																																											
Avg	 <table border="1" data-bbox="268 1809 786 1935"> <thead> <tr> <th>Limit</th> <th>Read</th> <th>Ant</th> <th>Cable</th> <th>Preamp</th> <th>Aux</th> <th>APos</th> <th>TPos</th> </tr> <tr> <th>Freq Level</th> <th>Line</th> <th>Margin</th> <th>Level</th> <th>Factor</th> <th>Loss</th> <th>Factor</th> <th>Factor</th> </tr> <tr> <th>MHz</th> <th>dBuV/m</th> <th>dBuV/m</th> <th>dB</th> <th>dBuV</th> <th>dB/m</th> <th>dB</th> <th>dB</th> </tr> </thead> <tbody> <tr> <td>1 5357.60</td> <td>47.00</td> <td>54.00</td> <td>-7.00</td> <td>31.30</td> <td>34.40</td> <td>10.83</td> <td>29.53</td> </tr> <tr> <td></td> <td></td> <td></td> <td></td> <td></td> <td></td> <td>0.00</td> <td>315</td> </tr> <tr> <td></td> <td></td> <td></td> <td></td> <td></td> <td></td> <td></td> <td>68 Average</td> </tr> </tbody> </table>	Limit	Read	Ant	Cable	Preamp	Aux	APos	TPos	Freq Level	Line	Margin	Level	Factor	Loss	Factor	Factor	MHz	dBuV/m	dBuV/m	dB	dBuV	dB/m	dB	dB	1 5357.60	47.00	54.00	-7.00	31.30	34.40	10.83	29.53							0.00	315								68 Average	Blank
Limit	Read	Ant	Cable	Preamp	Aux	APos	TPos																																											
Freq Level	Line	Margin	Level	Factor	Loss	Factor	Factor																																											
MHz	dBuV/m	dBuV/m	dB	dBuV	dB/m	dB	dB																																											
1 5357.60	47.00	54.00	-7.00	31.30	34.40	10.83	29.53																																											
						0.00	315																																											
							68 Average																																											





Mode	71																																																																																																
	Band Edge - L																																																																																																
	U-NII-2A_5.15-5.35_802.11be EHT160_CH50_Large RU 996*2_5250MHz																																																																																																
ANT	CDD 1+2																																																																																																
Pol.	Horizontal	Fundamental																																																																																															
Peak	<table border="1" data-bbox="271 1131 774 1254"> <thead> <tr> <th>Limit</th> <th>Read</th> <th>Ant</th> <th>Cable</th> <th>Preamp</th> <th>Aux</th> <th>APos</th> <th>TPos</th> <th>Remark</th> </tr> <tr> <th>Freq</th> <th>Level</th> <th>Line</th> <th>Margin</th> <th>Level</th> <th>Factor</th> <th>Loss</th> <th>Factor</th> <th>Factor</th> </tr> <tr> <th>MHz</th> <th>dBuV/m</th> <th>dBuV/m</th> <th>dB</th> <th>dBuV</th> <th>dB/m</th> <th>dB</th> <th>dB</th> <th>cm</th> <th>deg</th> </tr> </thead> <tbody> <tr> <td>1</td> <td>5112.16</td> <td>62.39</td> <td>74.00</td> <td>-11.61</td> <td>46.60</td> <td>34.49</td> <td>10.61</td> <td>29.31</td> <td>0.00</td> <td>100</td> <td>121</td> <td>Peak</td> </tr> </tbody> </table>	Limit	Read	Ant	Cable	Preamp	Aux	APos	TPos	Remark	Freq	Level	Line	Margin	Level	Factor	Loss	Factor	Factor	MHz	dBuV/m	dBuV/m	dB	dBuV	dB/m	dB	dB	cm	deg	1	5112.16	62.39	74.00	-11.61	46.60	34.49	10.61	29.31	0.00	100	121	Peak	<table border="1" data-bbox="917 1108 1420 1254"> <thead> <tr> <th>Limit</th> <th>Read</th> <th>Ant</th> <th>Cable</th> <th>Preamp</th> <th>Aux</th> <th>APos</th> <th>TPos</th> <th>Remark</th> </tr> <tr> <th>Freq</th> <th>Level</th> <th>Line</th> <th>Margin</th> <th>Level</th> <th>Factor</th> <th>Loss</th> <th>Factor</th> <th>Factor</th> </tr> <tr> <th>MHz</th> <th>dBuV/m</th> <th>dBuV/m</th> <th>dB</th> <th>dBuV</th> <th>dB/m</th> <th>dB</th> <th>dB</th> <th>cm</th> <th>deg</th> </tr> </thead> <tbody> <tr> <td>1</td> <td>5314.00</td> <td>97.81</td> <td>-----</td> <td>-----</td> <td>82.12</td> <td>34.40</td> <td>10.78</td> <td>29.49</td> <td>0.00</td> <td>100</td> <td>121</td> <td>Peak</td> </tr> <tr> <td>2</td> <td>5314.00</td> <td>88.54</td> <td>-----</td> <td>-----</td> <td>72.85</td> <td>34.40</td> <td>10.78</td> <td>29.49</td> <td>0.00</td> <td>100</td> <td>121</td> <td>Average</td> </tr> </tbody> </table>	Limit	Read	Ant	Cable	Preamp	Aux	APos	TPos	Remark	Freq	Level	Line	Margin	Level	Factor	Loss	Factor	Factor	MHz	dBuV/m	dBuV/m	dB	dBuV	dB/m	dB	dB	cm	deg	1	5314.00	97.81	-----	-----	82.12	34.40	10.78	29.49	0.00	100	121	Peak	2	5314.00	88.54	-----	-----	72.85	34.40	10.78	29.49	0.00	100	121	Average
Limit	Read	Ant	Cable	Preamp	Aux	APos	TPos	Remark																																																																																									
Freq	Level	Line	Margin	Level	Factor	Loss	Factor	Factor																																																																																									
MHz	dBuV/m	dBuV/m	dB	dBuV	dB/m	dB	dB	cm	deg																																																																																								
1	5112.16	62.39	74.00	-11.61	46.60	34.49	10.61	29.31	0.00	100	121	Peak																																																																																					
Limit	Read	Ant	Cable	Preamp	Aux	APos	TPos	Remark																																																																																									
Freq	Level	Line	Margin	Level	Factor	Loss	Factor	Factor																																																																																									
MHz	dBuV/m	dBuV/m	dB	dBuV	dB/m	dB	dB	cm	deg																																																																																								
1	5314.00	97.81	-----	-----	82.12	34.40	10.78	29.49	0.00	100	121	Peak																																																																																					
2	5314.00	88.54	-----	-----	72.85	34.40	10.78	29.49	0.00	100	121	Average																																																																																					
Avg	<table border="1" data-bbox="271 1803 774 1926"> <thead> <tr> <th>Limit</th> <th>Read</th> <th>Ant</th> <th>Cable</th> <th>Preamp</th> <th>Aux</th> <th>APos</th> <th>TPos</th> <th>Remark</th> </tr> <tr> <th>Freq</th> <th>Level</th> <th>Line</th> <th>Margin</th> <th>Level</th> <th>Factor</th> <th>Loss</th> <th>Factor</th> <th>Factor</th> </tr> <tr> <th>MHz</th> <th>dBuV/m</th> <th>dBuV/m</th> <th>dB</th> <th>dBuV</th> <th>dB/m</th> <th>dB</th> <th>dB</th> <th>cm</th> <th>deg</th> </tr> </thead> <tbody> <tr> <td>1</td> <td>5133.76</td> <td>50.34</td> <td>54.00</td> <td>-3.66</td> <td>34.60</td> <td>34.46</td> <td>10.61</td> <td>29.33</td> <td>0.00</td> <td>100</td> <td>121</td> <td>Average</td> </tr> </tbody> </table>	Limit	Read	Ant	Cable	Preamp	Aux	APos	TPos	Remark	Freq	Level	Line	Margin	Level	Factor	Loss	Factor	Factor	MHz	dBuV/m	dBuV/m	dB	dBuV	dB/m	dB	dB	cm	deg	1	5133.76	50.34	54.00	-3.66	34.60	34.46	10.61	29.33	0.00	100	121	Average	Blank																																																						
Limit	Read	Ant	Cable	Preamp	Aux	APos	TPos	Remark																																																																																									
Freq	Level	Line	Margin	Level	Factor	Loss	Factor	Factor																																																																																									
MHz	dBuV/m	dBuV/m	dB	dBuV	dB/m	dB	dB	cm	deg																																																																																								
1	5133.76	50.34	54.00	-3.66	34.60	34.46	10.61	29.33	0.00	100	121	Average																																																																																					

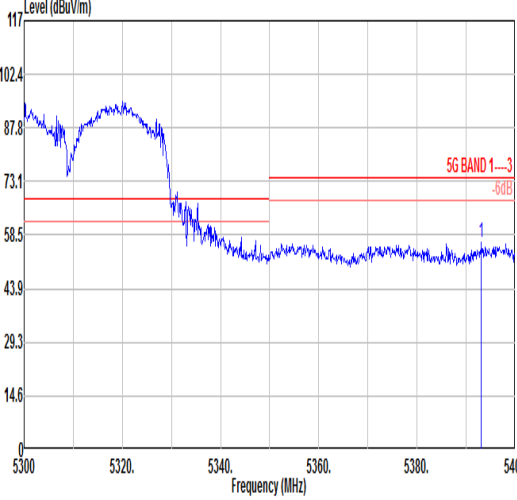
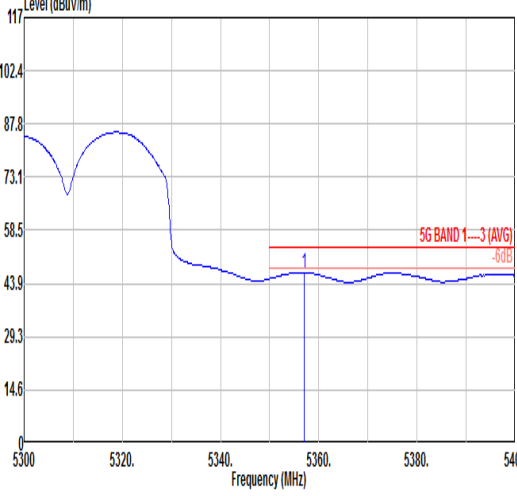


Mode	71																																																									
	Band Edge - R																																																									
	U-NII-2A_5.15-5.35_802.11be EHT160_CH50_Large RU 996*2_5250MHz																																																									
ANT	CDD 1+2																																																									
Pol.	Horizontal	Fundamental																																																								
Peak	 <table border="1" data-bbox="263 1131 790 1254"> <thead> <tr> <th>Limit</th> <th>Read</th> <th>Ant</th> <th>Cable</th> <th>Preamp</th> <th>Aux</th> <th>APos</th> <th>TPos</th> </tr> <tr> <th>Freq</th> <th>Level</th> <th>Line</th> <th>Margin</th> <th>Level</th> <th>Factor</th> <th>Loss</th> <th>Factor</th> </tr> <tr> <th>MHz</th> <th>dBuV/m</th> <th>dBuV/m</th> <th>dB</th> <th>dBuV</th> <th>dB/m</th> <th>dB</th> <th>dB</th> </tr> </thead> <tbody> <tr> <td>1 5353.50</td> <td>62.64</td> <td>74.00</td> <td>-11.36</td> <td>46.94</td> <td>34.40</td> <td>10.83</td> <td>29.53</td> </tr> <tr> <td></td> <td></td> <td></td> <td></td> <td></td> <td></td> <td>0.00</td> <td>100</td> </tr> <tr> <td></td> <td></td> <td></td> <td></td> <td></td> <td></td> <td></td> <td>121</td> </tr> <tr> <td></td> <td></td> <td></td> <td></td> <td></td> <td></td> <td></td> <td>Peak</td> </tr> </tbody> </table>	Limit	Read	Ant	Cable	Preamp	Aux	APos	TPos	Freq	Level	Line	Margin	Level	Factor	Loss	Factor	MHz	dBuV/m	dBuV/m	dB	dBuV	dB/m	dB	dB	1 5353.50	62.64	74.00	-11.36	46.94	34.40	10.83	29.53							0.00	100								121								Peak	Blank
Limit	Read	Ant	Cable	Preamp	Aux	APos	TPos																																																			
Freq	Level	Line	Margin	Level	Factor	Loss	Factor																																																			
MHz	dBuV/m	dBuV/m	dB	dBuV	dB/m	dB	dB																																																			
1 5353.50	62.64	74.00	-11.36	46.94	34.40	10.83	29.53																																																			
						0.00	100																																																			
							121																																																			
							Peak																																																			
Avg	 <table border="1" data-bbox="263 1803 790 1926"> <thead> <tr> <th>Limit</th> <th>Read</th> <th>Ant</th> <th>Cable</th> <th>Preamp</th> <th>Aux</th> <th>APos</th> <th>TPos</th> </tr> <tr> <th>Freq</th> <th>Level</th> <th>Line</th> <th>Margin</th> <th>Level</th> <th>Factor</th> <th>Loss</th> <th>Factor</th> </tr> <tr> <th>MHz</th> <th>dBuV/m</th> <th>dBuV/m</th> <th>dB</th> <th>dBuV</th> <th>dB/m</th> <th>dB</th> <th>dB</th> </tr> </thead> <tbody> <tr> <td>1 5373.10</td> <td>50.03</td> <td>54.00</td> <td>-3.97</td> <td>34.32</td> <td>34.40</td> <td>10.85</td> <td>29.54</td> </tr> <tr> <td></td> <td></td> <td></td> <td></td> <td></td> <td></td> <td>0.00</td> <td>100</td> </tr> <tr> <td></td> <td></td> <td></td> <td></td> <td></td> <td></td> <td></td> <td>121</td> </tr> <tr> <td></td> <td></td> <td></td> <td></td> <td></td> <td></td> <td></td> <td>Average</td> </tr> </tbody> </table>	Limit	Read	Ant	Cable	Preamp	Aux	APos	TPos	Freq	Level	Line	Margin	Level	Factor	Loss	Factor	MHz	dBuV/m	dBuV/m	dB	dBuV	dB/m	dB	dB	1 5373.10	50.03	54.00	-3.97	34.32	34.40	10.85	29.54							0.00	100								121								Average	Blank
Limit	Read	Ant	Cable	Preamp	Aux	APos	TPos																																																			
Freq	Level	Line	Margin	Level	Factor	Loss	Factor																																																			
MHz	dBuV/m	dBuV/m	dB	dBuV	dB/m	dB	dB																																																			
1 5373.10	50.03	54.00	-3.97	34.32	34.40	10.85	29.54																																																			
						0.00	100																																																			
							121																																																			
							Average																																																			



Mode	71																																																																																											
	Band Edge - L																																																																																											
	U-NII-2A_5.15-5.35_802.11be EHT160_CH50_Large RU 996*2_5250MHz																																																																																											
ANT	CDD 1+2																																																																																											
Pol.	Vertical	Fundamental																																																																																										
Peak	<table border="1"> <thead> <tr> <th>Limit</th> <th>Read</th> <th>Ant</th> <th>Cable</th> <th>Preamp</th> <th>Aux</th> <th>Apos</th> <th>Tpos</th> <th>Remark</th> </tr> <tr> <th>Freq</th> <th>Level</th> <th>Line</th> <th>Margin</th> <th>Level</th> <th>Factor</th> <th>Loss</th> <th>Factor</th> <th>Factor</th> </tr> <tr> <th>MHz</th> <th>dBuV/m</th> <th>dBuV/m</th> <th>dB</th> <th>dBuV</th> <th>dB/m</th> <th>dB</th> <th>dB</th> <th>dB</th> </tr> </thead> <tbody> <tr> <td>1</td> <td>5113.28</td> <td>58.56</td> <td>74.00</td> <td>-15.44</td> <td>42.78</td> <td>34.48</td> <td>10.61</td> <td>29.31</td> <td>0.00</td> <td>400</td> <td>74 Peak</td> </tr> </tbody> </table>	Limit	Read	Ant	Cable	Preamp	Aux	Apos	Tpos	Remark	Freq	Level	Line	Margin	Level	Factor	Loss	Factor	Factor	MHz	dBuV/m	dBuV/m	dB	dBuV	dB/m	dB	dB	dB	1	5113.28	58.56	74.00	-15.44	42.78	34.48	10.61	29.31	0.00	400	74 Peak	<table border="1"> <thead> <tr> <th>Limit</th> <th>Read</th> <th>Ant</th> <th>Cable</th> <th>Preamp</th> <th>Aux</th> <th>Apos</th> <th>Tpos</th> <th>Remark</th> </tr> <tr> <th>Freq</th> <th>Level</th> <th>Line</th> <th>Margin</th> <th>Level</th> <th>Factor</th> <th>Loss</th> <th>Factor</th> <th>Factor</th> </tr> <tr> <th>MHz</th> <th>dBuV/m</th> <th>dBuV/m</th> <th>dB</th> <th>dBuV</th> <th>dB/m</th> <th>dB</th> <th>dB</th> <th>dB</th> </tr> </thead> <tbody> <tr> <td>1</td> <td>5200.00</td> <td>97.26</td> <td>-----</td> <td>-----</td> <td>81.61</td> <td>34.40</td> <td>10.64</td> <td>29.39</td> <td>0.00</td> <td>400</td> <td>74 Peak</td> </tr> <tr> <td>2</td> <td>5200.00</td> <td>86.85</td> <td>-----</td> <td>-----</td> <td>71.20</td> <td>34.40</td> <td>10.64</td> <td>29.39</td> <td>0.00</td> <td>400</td> <td>74 Average</td> </tr> </tbody> </table>	Limit	Read	Ant	Cable	Preamp	Aux	Apos	Tpos	Remark	Freq	Level	Line	Margin	Level	Factor	Loss	Factor	Factor	MHz	dBuV/m	dBuV/m	dB	dBuV	dB/m	dB	dB	dB	1	5200.00	97.26	-----	-----	81.61	34.40	10.64	29.39	0.00	400	74 Peak	2	5200.00	86.85	-----	-----	71.20	34.40	10.64	29.39	0.00	400	74 Average
Limit	Read	Ant	Cable	Preamp	Aux	Apos	Tpos	Remark																																																																																				
Freq	Level	Line	Margin	Level	Factor	Loss	Factor	Factor																																																																																				
MHz	dBuV/m	dBuV/m	dB	dBuV	dB/m	dB	dB	dB																																																																																				
1	5113.28	58.56	74.00	-15.44	42.78	34.48	10.61	29.31	0.00	400	74 Peak																																																																																	
Limit	Read	Ant	Cable	Preamp	Aux	Apos	Tpos	Remark																																																																																				
Freq	Level	Line	Margin	Level	Factor	Loss	Factor	Factor																																																																																				
MHz	dBuV/m	dBuV/m	dB	dBuV	dB/m	dB	dB	dB																																																																																				
1	5200.00	97.26	-----	-----	81.61	34.40	10.64	29.39	0.00	400	74 Peak																																																																																	
2	5200.00	86.85	-----	-----	71.20	34.40	10.64	29.39	0.00	400	74 Average																																																																																	
Avg	<table border="1"> <thead> <tr> <th>Limit</th> <th>Read</th> <th>Ant</th> <th>Cable</th> <th>Preamp</th> <th>Aux</th> <th>Apos</th> <th>Tpos</th> <th>Remark</th> </tr> <tr> <th>Freq</th> <th>Level</th> <th>Line</th> <th>Margin</th> <th>Level</th> <th>Factor</th> <th>Loss</th> <th>Factor</th> <th>Factor</th> </tr> <tr> <th>MHz</th> <th>dBuV/m</th> <th>dBuV/m</th> <th>dB</th> <th>dBuV</th> <th>dB/m</th> <th>dB</th> <th>dB</th> <th>dB</th> </tr> </thead> <tbody> <tr> <td>1</td> <td>5116.16</td> <td>48.17</td> <td>54.00</td> <td>-5.83</td> <td>32.40</td> <td>34.48</td> <td>10.61</td> <td>29.32</td> <td>0.00</td> <td>400</td> <td>74 Average</td> </tr> </tbody> </table>	Limit	Read	Ant	Cable	Preamp	Aux	Apos	Tpos	Remark	Freq	Level	Line	Margin	Level	Factor	Loss	Factor	Factor	MHz	dBuV/m	dBuV/m	dB	dBuV	dB/m	dB	dB	dB	1	5116.16	48.17	54.00	-5.83	32.40	34.48	10.61	29.32	0.00	400	74 Average	Blank																																																			
Limit	Read	Ant	Cable	Preamp	Aux	Apos	Tpos	Remark																																																																																				
Freq	Level	Line	Margin	Level	Factor	Loss	Factor	Factor																																																																																				
MHz	dBuV/m	dBuV/m	dB	dBuV	dB/m	dB	dB	dB																																																																																				
1	5116.16	48.17	54.00	-5.83	32.40	34.48	10.61	29.32	0.00	400	74 Average																																																																																	



Mode	71																																								
	Band Edge - R																																								
	U-NII-2A_5.15-5.35_802.11be EHT160_CH50_Large RU 996*2_5250MHz																																								
ANT	CDD 1+2																																								
Pol.	Vertical	Fundamental																																							
Peak	 <table border="1" data-bbox="268 1133 775 1256"> <thead> <tr> <th>Limit</th> <th>Read</th> <th>Ant</th> <th>Cable</th> <th>Preamp</th> <th>Aux</th> <th>APos</th> <th>TPos</th> <th>Remark</th> </tr> <tr> <th>Freq</th> <th>Level</th> <th>Line</th> <th>Margin</th> <th>Level</th> <th>Factor</th> <th>Loss</th> <th>Factor</th> <th>Factor</th> </tr> <tr> <th>MHz</th> <th>dBuV/m</th> <th>dBuV/m</th> <th>dB</th> <th>dBuV</th> <th>dB/m</th> <th>dB</th> <th>dB</th> <th>cm</th> <th>deg</th> </tr> </thead> <tbody> <tr> <td>1 5393.10</td> <td>56.38</td> <td>74.00</td> <td>-17.62</td> <td>40.66</td> <td>34.40</td> <td>10.88</td> <td>29.56</td> <td>0.00</td> <td>400</td> <td>74 Peak</td> </tr> </tbody> </table>	Limit	Read	Ant	Cable	Preamp	Aux	APos	TPos	Remark	Freq	Level	Line	Margin	Level	Factor	Loss	Factor	Factor	MHz	dBuV/m	dBuV/m	dB	dBuV	dB/m	dB	dB	cm	deg	1 5393.10	56.38	74.00	-17.62	40.66	34.40	10.88	29.56	0.00	400	74 Peak	Blank
Limit	Read	Ant	Cable	Preamp	Aux	APos	TPos	Remark																																	
Freq	Level	Line	Margin	Level	Factor	Loss	Factor	Factor																																	
MHz	dBuV/m	dBuV/m	dB	dBuV	dB/m	dB	dB	cm	deg																																
1 5393.10	56.38	74.00	-17.62	40.66	34.40	10.88	29.56	0.00	400	74 Peak																															
Avg	 <table border="1" data-bbox="268 1805 775 1928"> <thead> <tr> <th>Limit</th> <th>Read</th> <th>Ant</th> <th>Cable</th> <th>Preamp</th> <th>Aux</th> <th>APos</th> <th>TPos</th> <th>Remark</th> </tr> <tr> <th>Freq</th> <th>Level</th> <th>Line</th> <th>Margin</th> <th>Level</th> <th>Factor</th> <th>Loss</th> <th>Factor</th> <th>Factor</th> </tr> <tr> <th>MHz</th> <th>dBuV/m</th> <th>dBuV/m</th> <th>dB</th> <th>dBuV</th> <th>dB/m</th> <th>dB</th> <th>dB</th> <th>cm</th> <th>deg</th> </tr> </thead> <tbody> <tr> <td>1 5357.10</td> <td>46.96</td> <td>54.00</td> <td>-7.04</td> <td>31.26</td> <td>34.40</td> <td>10.83</td> <td>29.53</td> <td>0.00</td> <td>400</td> <td>74 Average</td> </tr> </tbody> </table>	Limit	Read	Ant	Cable	Preamp	Aux	APos	TPos	Remark	Freq	Level	Line	Margin	Level	Factor	Loss	Factor	Factor	MHz	dBuV/m	dBuV/m	dB	dBuV	dB/m	dB	dB	cm	deg	1 5357.10	46.96	54.00	-7.04	31.26	34.40	10.83	29.53	0.00	400	74 Average	Blank
Limit	Read	Ant	Cable	Preamp	Aux	APos	TPos	Remark																																	
Freq	Level	Line	Margin	Level	Factor	Loss	Factor	Factor																																	
MHz	dBuV/m	dBuV/m	dB	dBuV	dB/m	dB	dB	cm	deg																																
1 5357.10	46.96	54.00	-7.04	31.26	34.40	10.83	29.53	0.00	400	74 Average																															