



**26dB Bandwidth**

Mode	WCDMA Band V(MHz)	WCDMA Band II(MHz)	WCDMA Band IV(MHz)
Mod.	RMC 12.2Kbps	RMC 12.2Kbps	RMC 12.2Kbps
Lowest CH	4.715	4.735	4.725
Middle CH	4.735	4.725	4.725
Highest CH	4.715	4.735	4.725

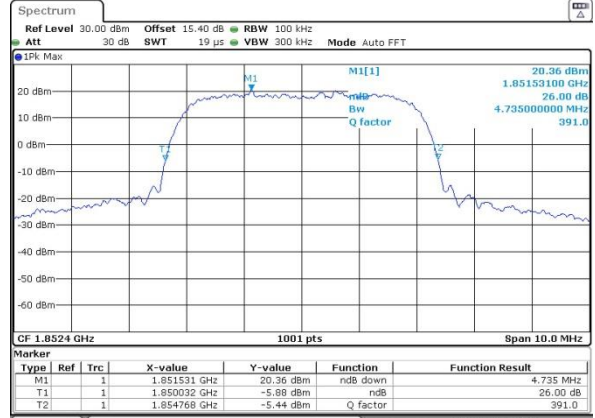
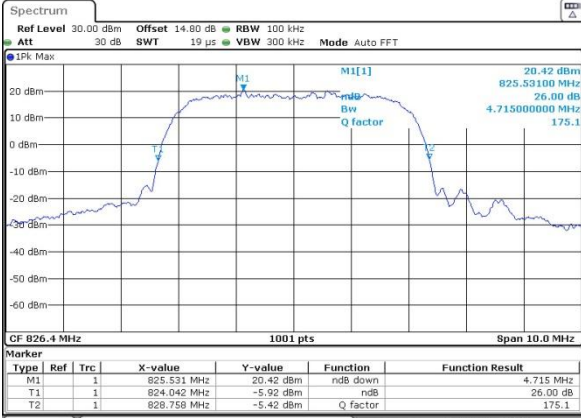


WCDMA Band V (RMC 12.2Kbps)

WCDMA Band II (RMC 12.2Kbps)

Lowest Channel

Lowest Channel

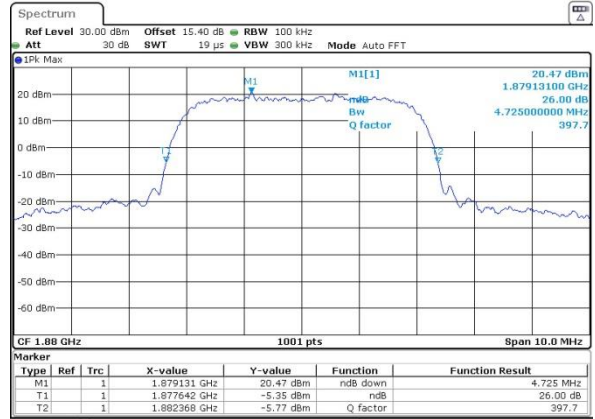
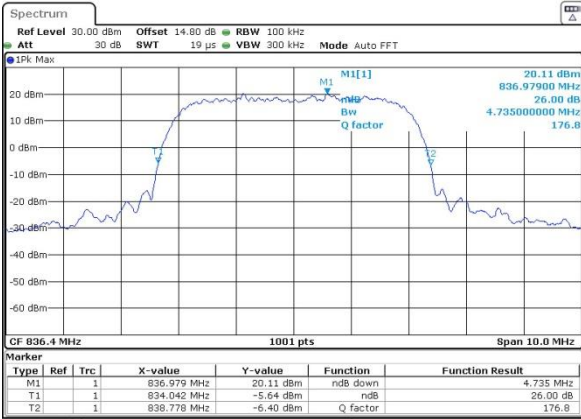


Date: 19\_SEP.2022 16:19:52

Date: 19\_SEP.2022 16:35:10

Middle Channel

Middle Channel

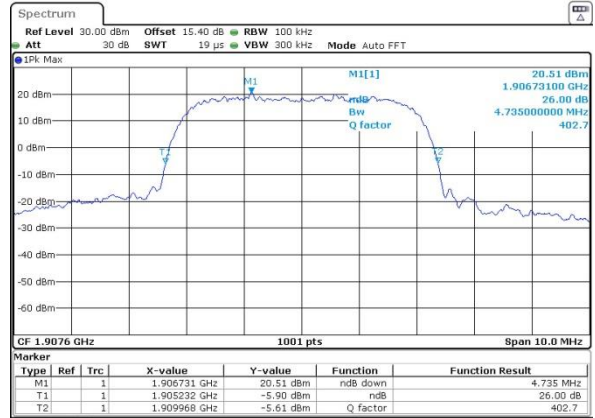
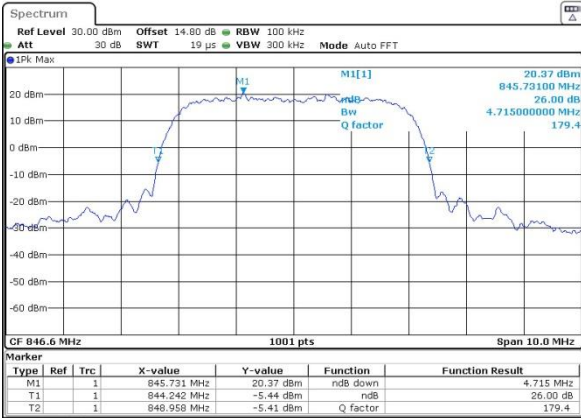


Date: 19\_SEP.2022 16:20:18

Date: 19\_SEP.2022 16:35:51

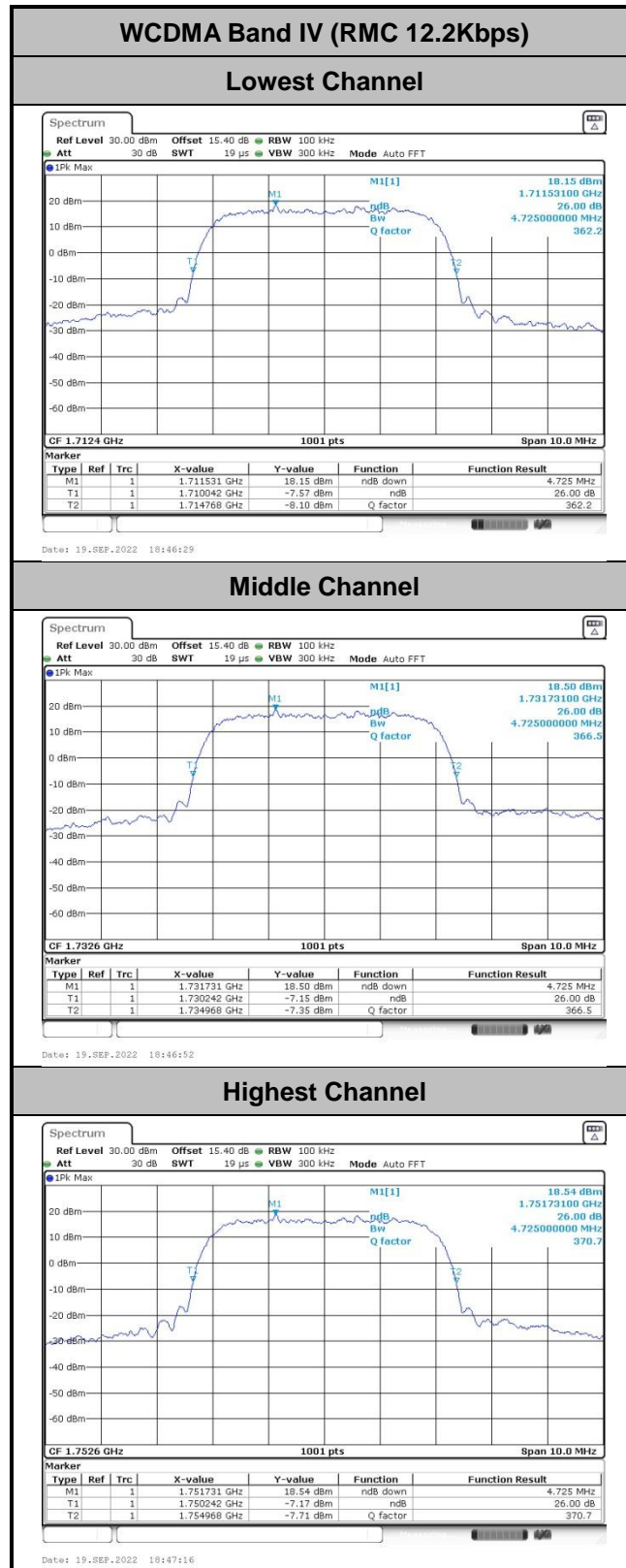
Highest Channel

Highest Channel



Date: 19\_SEP.2022 16:20:44

Date: 19\_SEP.2022 16:36:23





### Occupied Bandwidth

Mode	WCDMA Band V(MHz)	WCDMA Band II(MHz)	WCDMA Band IV(MHz)
Mod.	RMC 12.2Kbps	RMC 12.2Kbps	RMC 12.2Kbps
Lowest CH	4.136	4.156	4.146
Middle CH	4.156	4.136	4.146
Highest CH	4.136	4.156	4.156

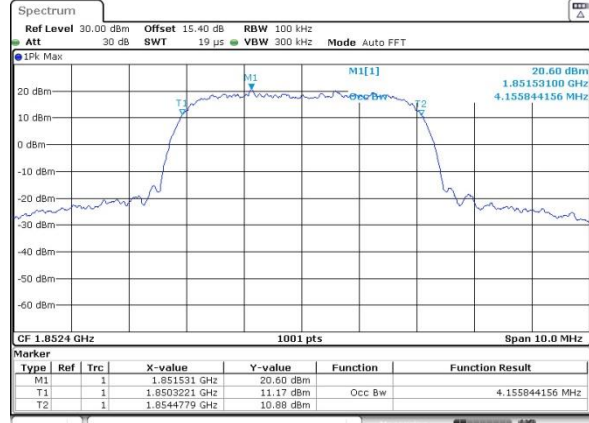
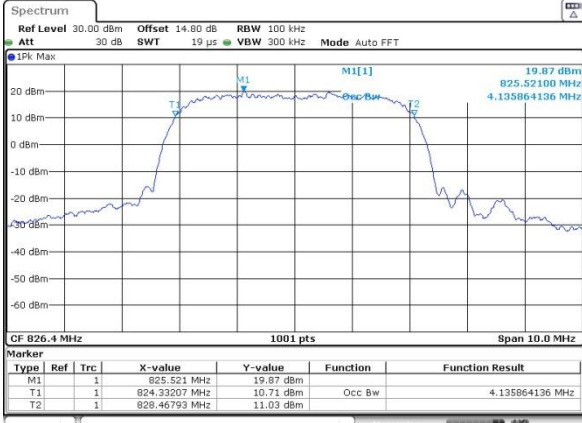


WCDMA Band V (RMC 12.2Kbps)

WCDMA Band II (RMC 12.2Kbps)

Lowest Channel

Lowest Channel

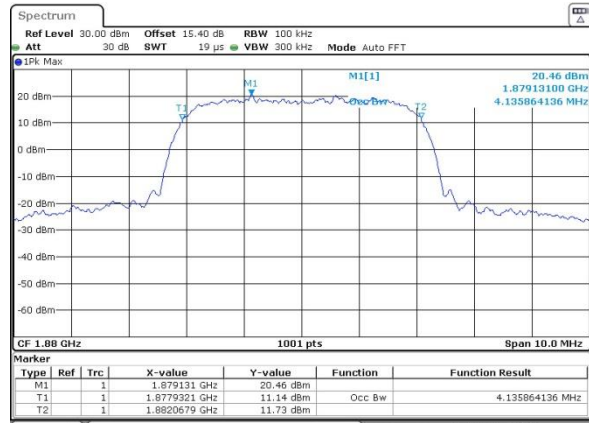
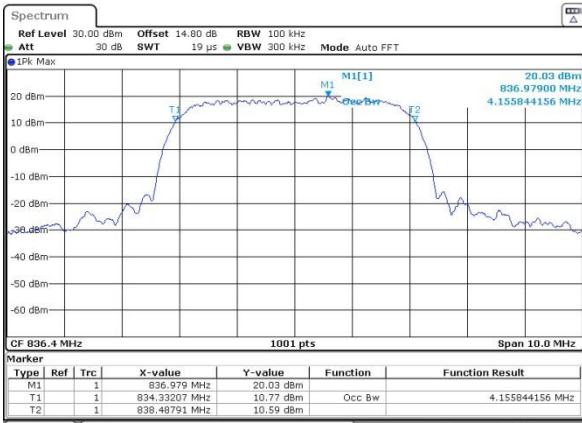


Date: 19\_SEP.2022 16:24:12

Date: 19\_SEP.2022 16:39:11

Middle Channel

Middle Channel

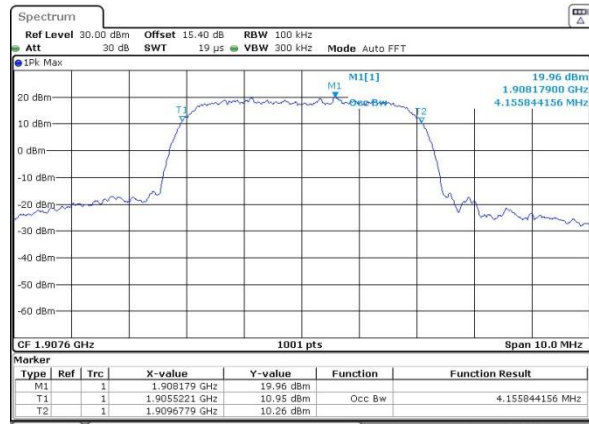
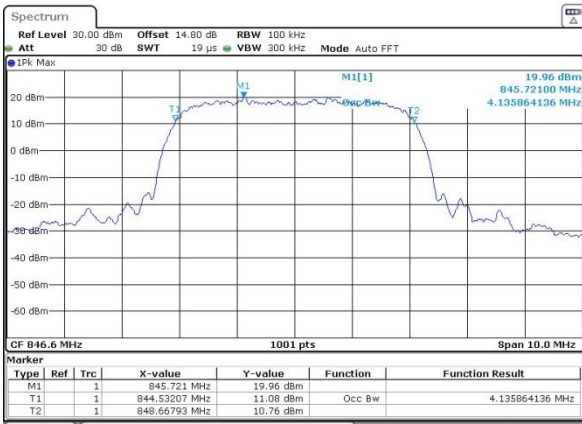


Date: 19\_SEP.2022 16:24:53

Date: 19\_SEP.2022 16:39:36

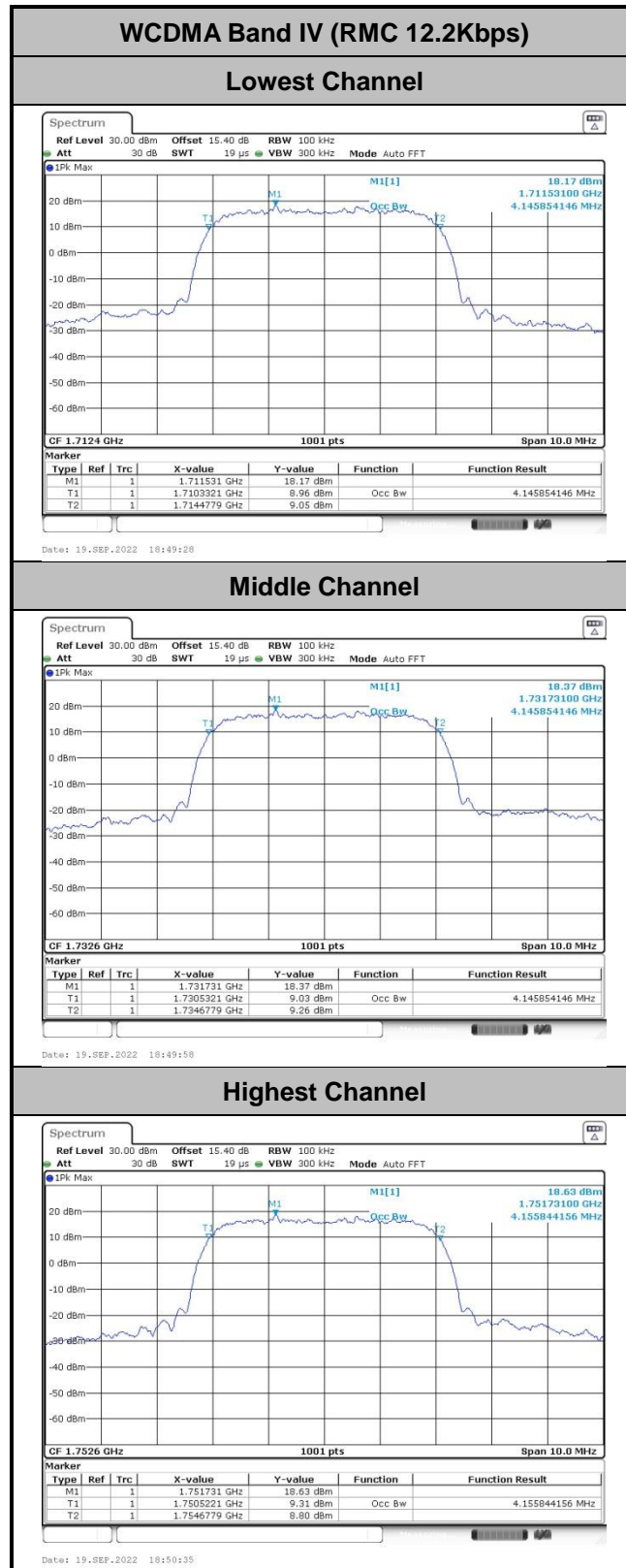
Highest Channel

Highest Channel



Date: 19\_SEP.2022 16:25:17

Date: 19\_SEP.2022 16:40:02





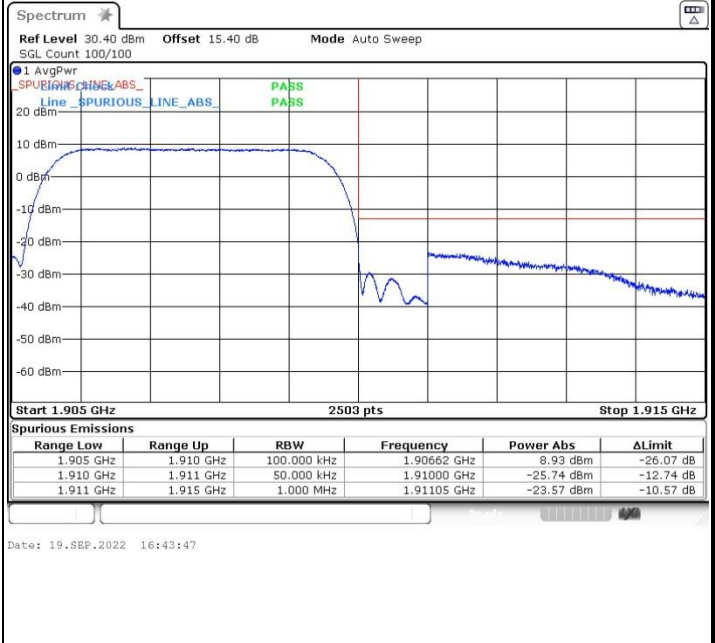
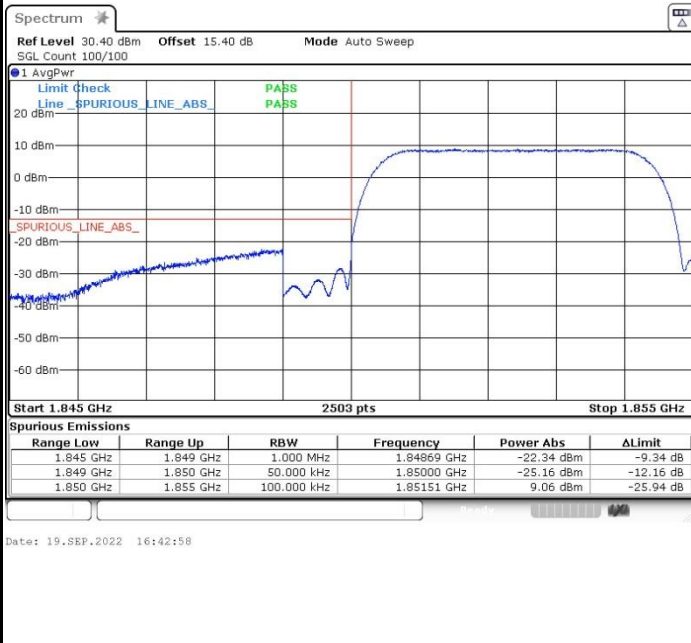




WCDMA Band II (RMC 12.2Kbps)

Lowest Band Edge

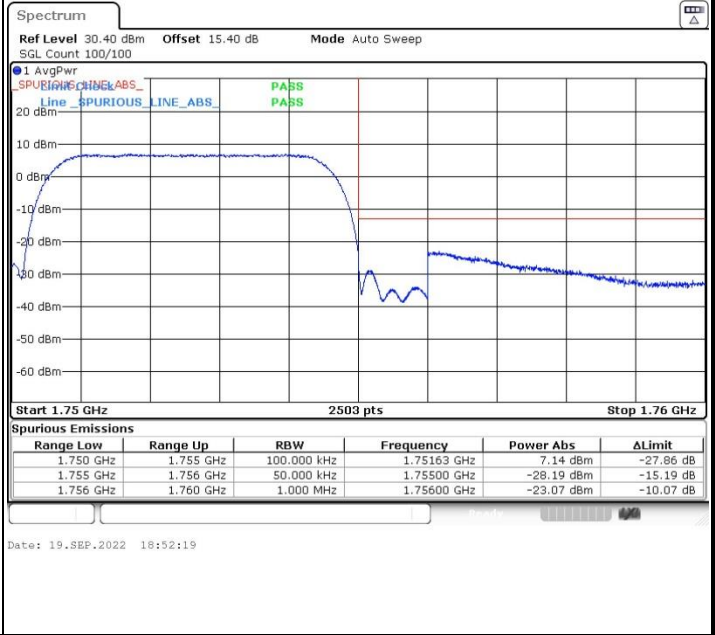
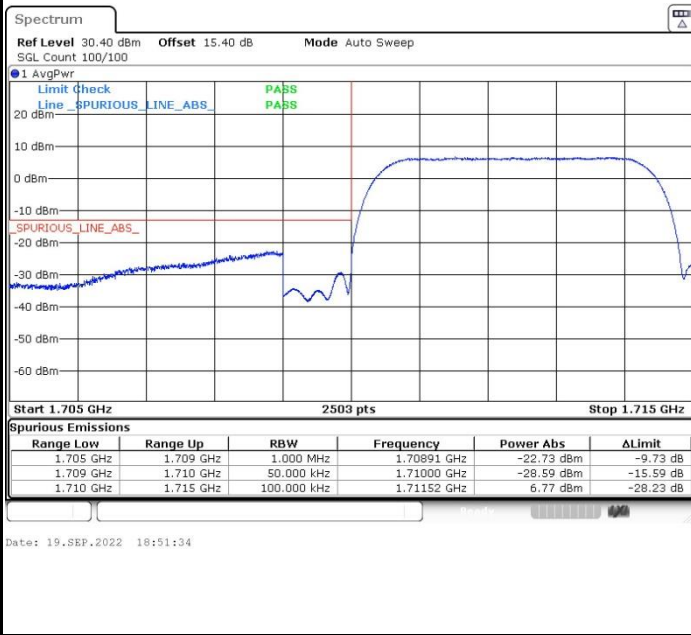
Highest Band Edge



WCDMA Band IV (RMC 12.2Kbps)

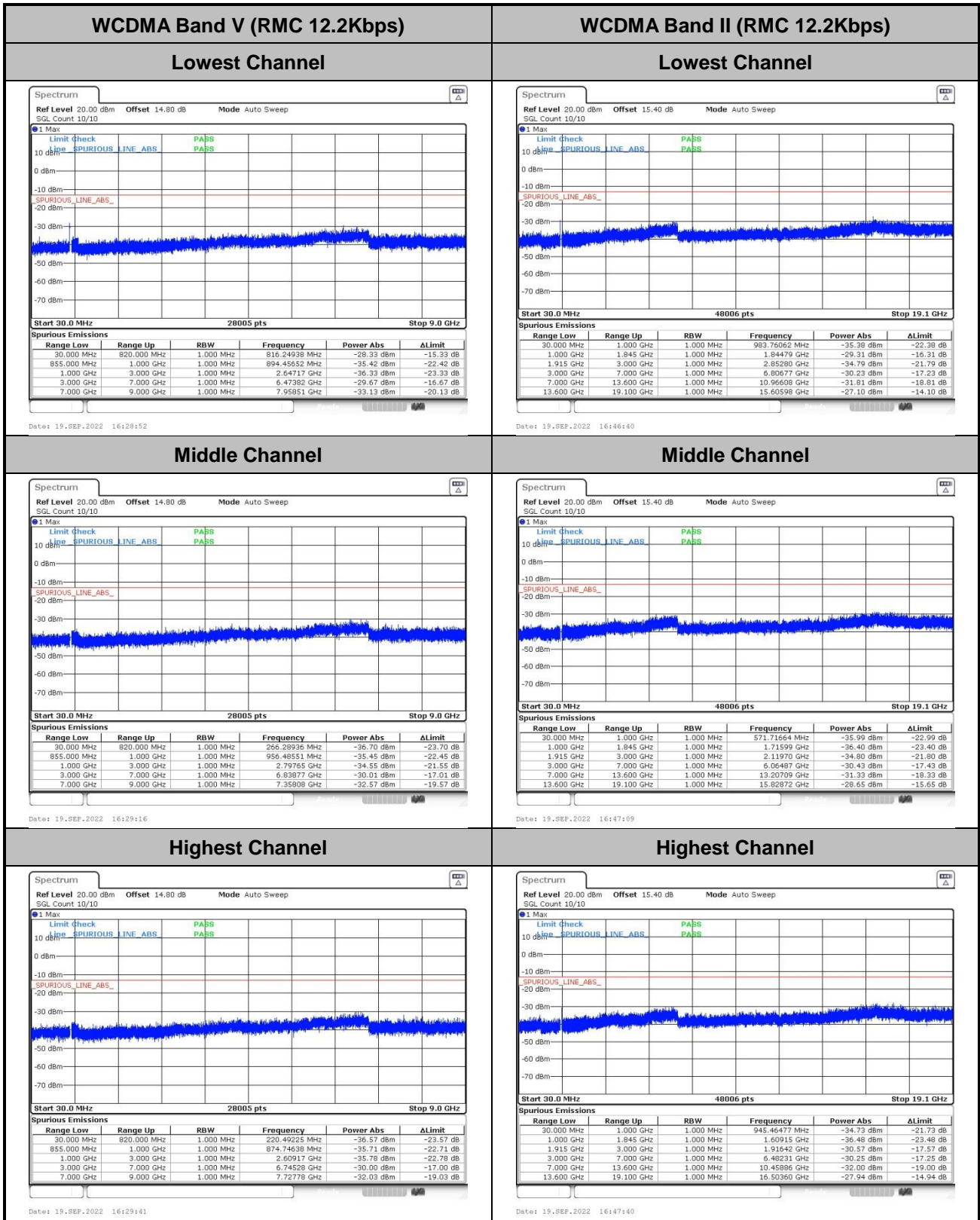
Lowest Band Edge

Highest Band Edge





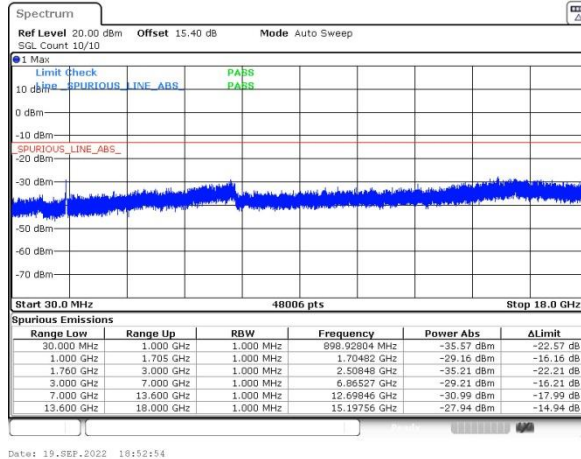
# Conducted Spurious Emission



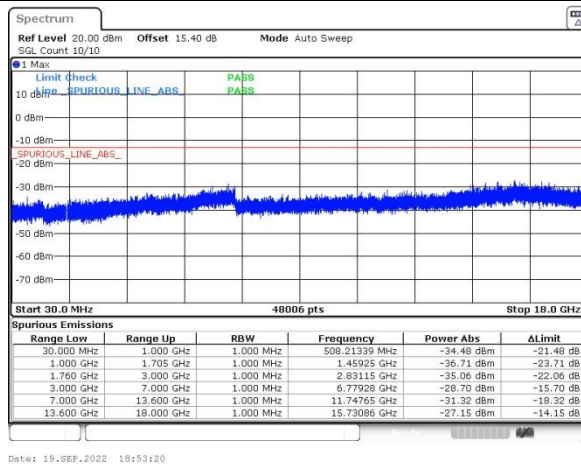


### WCDMA Band IV (RMC 12.2Kbps)

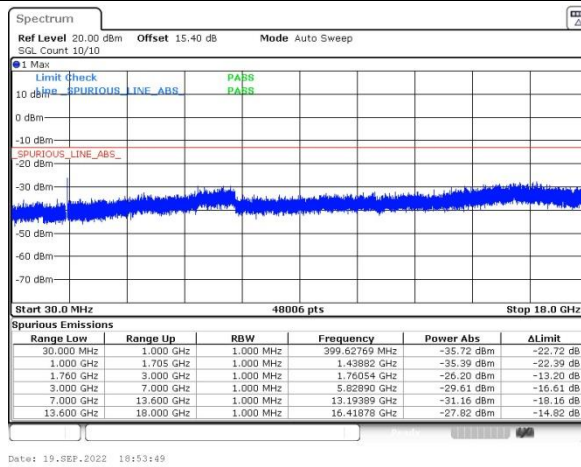
#### Lowest Channel



#### Middle Channel



#### Highest Channel





### Frequency Stability

Test Conditions	Middle Channel	WCDMA Band V (RMC 12.2Kbps)	Limit
Temperature (°C)	Voltage (Volt)	Deviation (ppm)	2.5ppm Result
50	Normal Voltage	0.0029	PASS
40	Normal Voltage	0.0017	
30	Normal Voltage	0.0015	
20(Ref.)	Normal Voltage	0.0000	
10	Normal Voltage	0.0019	
0	Normal Voltage	0.0024	
-10	Normal Voltage	0.0023	
-20	Normal Voltage	0.0021	
-30	Normal Voltage	0.0035	
20	Maximum Voltage	0.0018	
20	Normal Voltage	0.0006	
20	Battery End Point	0.0013	

Test Conditions	Middle Channel	WCDMA Band II (RMC 12.2Kbps)	Limit
Temperature (°C)	Voltage (Volt)	Deviation (ppm)	Note 2. Result
50	Normal Voltage	0.0026	PASS
40	Normal Voltage	0.0023	
30	Normal Voltage	0.0014	
20(Ref.)	Normal Voltage	0.0000	
10	Normal Voltage	0.0011	
0	Normal Voltage	0.0016	
-10	Normal Voltage	0.0022	
-20	Normal Voltage	0.0027	
-30	Normal Voltage	0.0034	
20	Maximum Voltage	0.0016	
20	Normal Voltage	0.0012	
20	Battery End Point	0.0019	



Test Conditions Temperature (°C)	Middle Channel Voltage (Volt)	WCDMA Band IV (RMC 12.2Kbps)	Limit Note 2.
		Deviation (ppm)	Result
50	Normal Voltage	0.0038	PASS
40	Normal Voltage	0.0026	
30	Normal Voltage	0.0013	
20(Ref.)	Normal Voltage	0.0000	
10	Normal Voltage	0.0017	
0	Normal Voltage	0.0024	
-10	Normal Voltage	0.0022	
-20	Normal Voltage	0.0027	
-30	Normal Voltage	0.0032	
20	Maximum Voltage	0.0019	
20	Normal Voltage	0.0013	
20	Battery End Point	0.0011	

**Note:**

1. Normal Voltage = 3.89V ; Battery End Point (BEP) =3.6V. ; Maximum Voltage =4.48V
2. The frequency fundamental emissions stay within the authorized frequency block based on the frequency deviation measured is small.



## Appendix B. Test Results of Radiated Test

### Radiated Spurious Emission

Test Engineer :	Kuang Jia/Zhang Xu	Temperature :	22~25°C
		Relative Humidity :	48~52%

Note: Pre-scanned harmonic for the different antenna combinations, we choose the worst antenna mode to perform final test.

GSM850 (GSM)									
Channel	Frequency ( MHz )	ERP ( dBm )	Limit ( dBm )	Over Limit ( dB )	SPA Reading (dBm)	S.G. Power ( dBm )	TX Cable loss ( dB )	TX Antenna Gain (dBi)	Polarization (H/V)
Middle	1672.8	-66.65	-13	-53.65	-73.47	-69.90	4.00	9.40	H
	2509.2	-57.23	-13	-44.23	-68.92	-60.80	4.88	10.60	H
	3345.6	-62.20	-13	-49.20	-77.08	-67.13	5.52	12.60	H
	1672.8	-65.22	-13	-52.22	-72.23	-68.47	4.00	9.40	V
	2509.2	-57.90	-13	-44.90	-69.71	-61.47	4.88	10.60	V
	3345.6	-62.29	-13	-49.29	-77.19	-67.22	5.52	12.60	V

Remark: Spurious emissions within 30-1000MHz were found more than 20dB below limit line.

GSM850 (EDGE 1 Tx slots)									
Channel	Frequency ( MHz )	ERP ( dBm )	Limit ( dBm )	Over Limit ( dB )	SPA Reading (dBm)	S.G. Power ( dBm )	TX Cable loss ( dB )	TX Antenna Gain (dBi)	Polarization (H/V)
Middle	1672.8	-62.35	-13	-49.35	-69.17	-65.60	4.00	9.40	H
	2509.2	-59.81	-13	-46.81	-71.50	-63.38	4.88	10.60	H
	3345.6	-62.58	-13	-49.58	-77.46	-67.51	5.52	12.60	H
	1672.8	-66.83	-13	-53.83	-73.84	-70.08	4.00	9.40	V
	2509.2	-61.55	-13	-48.55	-73.36	-65.12	4.88	10.60	V
	3345.6	-62.25	-13	-49.25	-77.15	-67.18	5.52	12.60	V

Remark: Spurious emissions within 30-1000MHz were found more than 20dB below limit line.

GSM1900 (GSM)									
Channel	Frequency ( MHz )	EIRP ( dBm )	Limit ( dBm )	Over Limit ( dB )	SPA Reading (dBm)	S.G. Power ( dBm )	TX Cable loss ( dB )	TX Antenna Gain (dBi)	Polarization (H/V)
Middle	3760	-61.87	-13	-48.87	-78.56	-68.62	5.85	12.60	H
	5640	-60.54	-13	-47.54	-80.71	-66.34	7.30	13.10	H
	7520	-57.14	-13	-44.14	-80.83	-60.29	8.35	11.50	H
	3760	-62.34	-13	-49.34	-78.59	-69.09	5.85	12.60	V
	5640	-61.53	-13	-48.53	-80.49	-67.33	7.30	13.10	V
	7520	-56.73	-13	-43.73	-80.84	-59.88	8.35	11.50	V

Remark: Spurious emissions within 30-1000MHz were found more than 20dB below limit line.



GSM1900 (EDGE 1 Tx slots)									
Channel	Frequency ( MHz )	EIRP ( dBm )	Limit ( dBm )	Over Limit ( dB )	SPA Reading (dBm)	S.G. Power ( dBm )	TX Cable loss ( dB )	TX Antenna Gain (dBi)	Polarization (H/V)
Middle	3760	-62.18	-13	-49.18	-78.87	-68.93	5.85	12.60	H
	5640	-60.36	-13	-47.36	-80.53	-66.16	7.30	13.10	H
	7520	-57.31	-13	-44.31	-81.00	-60.46	8.35	11.50	H
	3760	-62.54	-13	-49.54	-78.79	-69.29	5.85	12.60	V
	5640	-61.58	-13	-48.58	-80.54	-67.38	7.30	13.10	V
	7520	-56.99	-13	-43.99	-81.1	-60.14	8.35	11.50	V

Remark: Spurious emissions within 30-1000MHz were found more than 20dB below limit line.

WCDMA Band V(RMC 12.2Kbps)									
Channel	Frequency ( MHz )	ERP ( dBm )	Limit ( dBm )	Over Limit ( dB )	SPA Reading (dBm)	S.G. Power ( dBm )	TX Cable loss ( dB )	TX Antenna Gain (dBi)	Polarization (H/V)
Middle	1672.8	-68.00	-13	-55.00	-74.82	-71.25	4.00	9.40	H
	2509.2	-64.50	-13	-51.50	-76.19	-68.07	4.88	10.60	H
	3345.6	-62.24	-13	-49.24	-77.12	-67.17	5.52	12.60	H
	1672.8	-67.65	-13	-54.65	-74.66	-70.90	4.00	9.40	V
	2509.2	-64.14	-13	-51.14	-75.95	-67.71	4.88	10.60	V
	3345.6	-62.86	-13	-49.86	-77.76	-67.79	5.52	12.60	V

Remark: Spurious emissions within 30-1000MHz were found more than 20dB below limit line.

WCDMA Band II(RMC 12.2Kbps)									
Channel	Frequency ( MHz )	EIRP ( dBm )	Limit ( dBm )	Over Limit ( dB )	SPA Reading (dBm)	S.G. Power ( dBm )	TX Cable loss ( dB )	TX Antenna Gain (dBi)	Polarization (H/V)
Middle	3760	-61.98	-13	-48.98	-78.67	-68.73	5.85	12.60	H
	5640	-59.37	-13	-46.37	-79.54	-65.17	7.30	13.10	H
	7520	-57.14	-13	-44.14	-80.83	-60.29	8.35	11.50	H
	3760	-62.44	-13	-49.44	-78.69	-69.19	5.85	12.60	V
	5640	-61.38	-13	-48.38	-80.34	-67.18	7.30	13.10	V
	7520	-56.86	-13	-43.86	-80.97	-60.01	8.35	11.50	V

Remark: Spurious emissions within 30-1000MHz were found more than 20dB below limit line.



WCDMA Band IV(RMC 12.2Kbps)									
Channel	Frequency ( MHz )	EIRP ( dBm )	Limit ( dBm )	Over Limit ( dB )	SPA Reading (dBm)	S.G. Power ( dBm )	TX Cable loss ( dB )	TX Antenna Gain (dBi)	Polarization (H/V)
Middle	3465.2	-61.41	-13	-48.41	-76.65	-68.26	5.65	12.50	H
	5197.8	-60.10	-13	-47.10	-79.71	-65.77	7.13	12.80	H
	6930.4	-58.16	-13	-45.16	-80.31	-61.56	8.40	11.80	H
	3465.2	-61.74	-13	-48.74	-77.01	-68.59	5.65	12.50	V
	5197.8	-60.41	-13	-47.41	-79.64	-66.08	7.13	12.80	V
	6930.4	-57.41	-13	-44.41	-79.85	-60.81	8.40	11.80	V

Remark: Spurious emissions within 30-1000MHz were found more than 20dB below limit line.