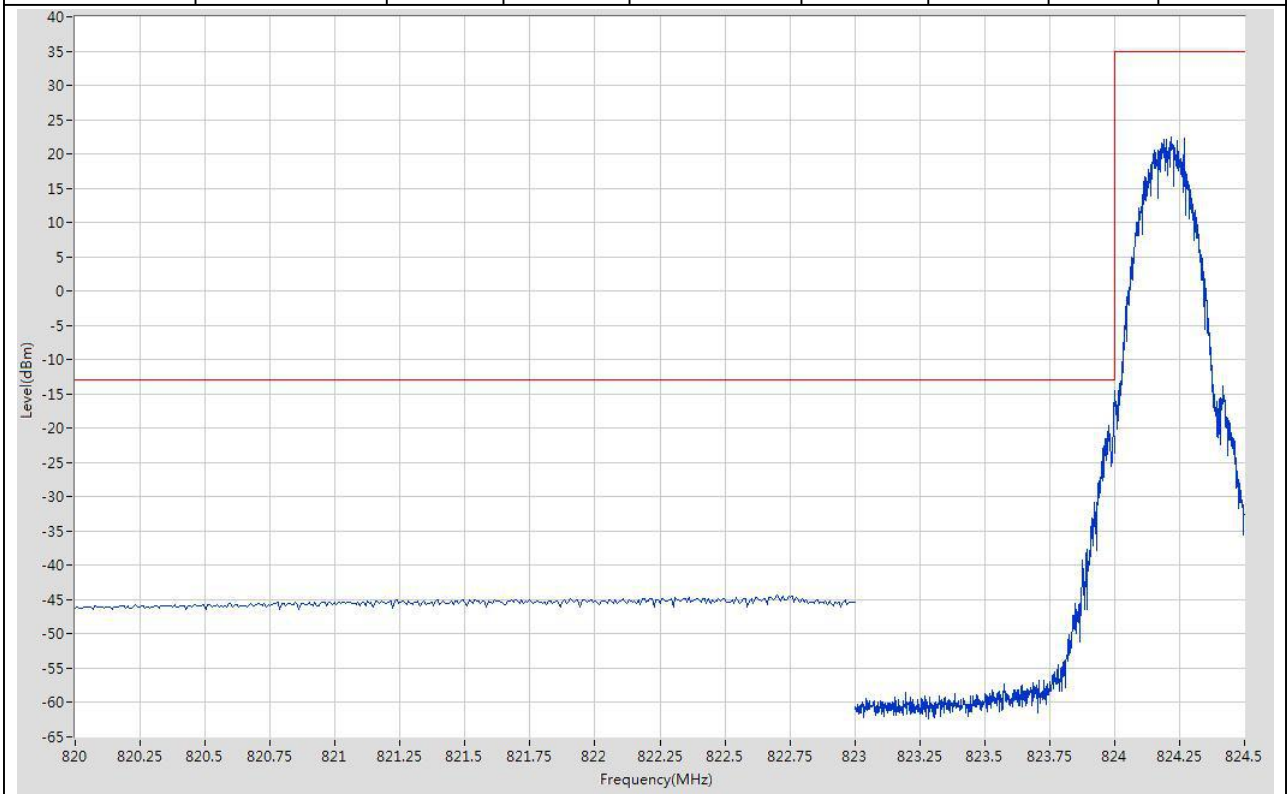


# A.6 Band Edge

# 1. GSM\_GSM850

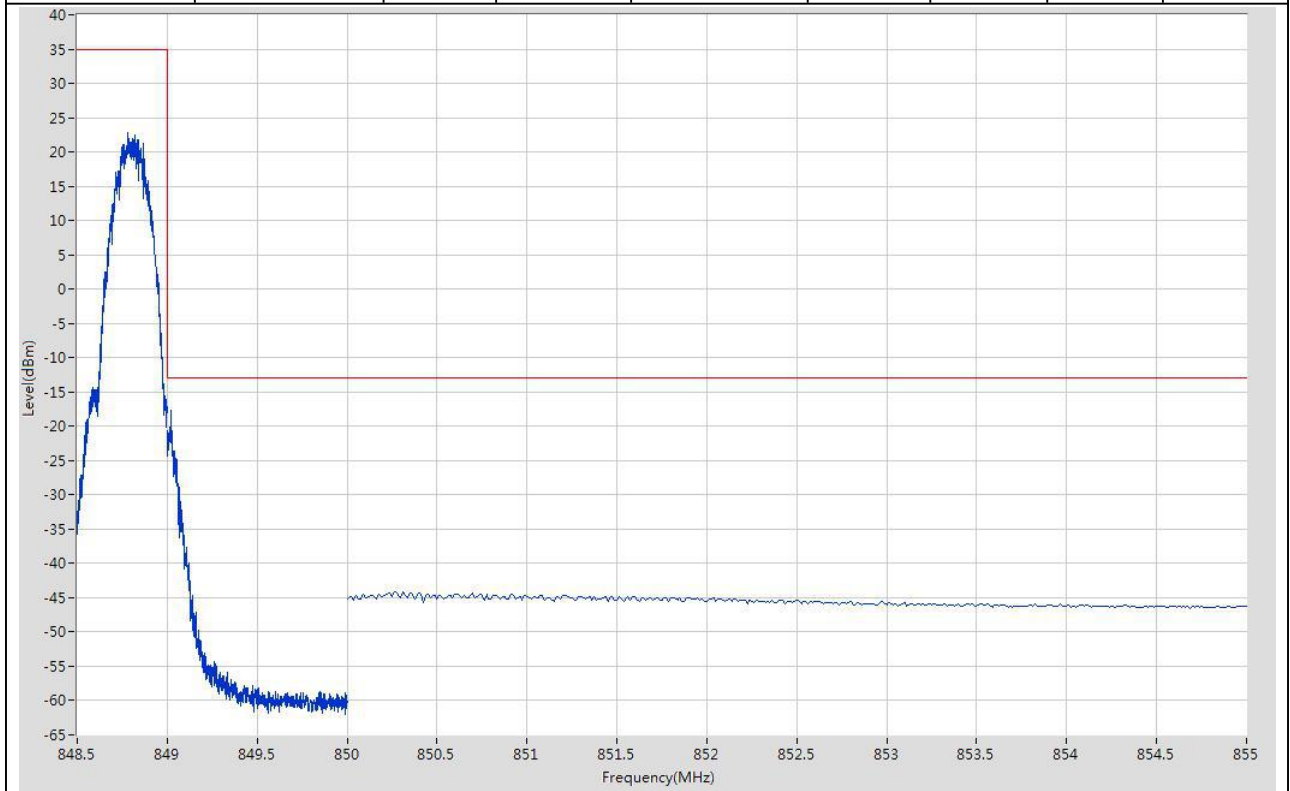
## 1.1. GSM Band Edge(NTNV)(Channel:128)

Start Frequency (MHz)	Stop Frequency (MHz)	RBW (MHz)	Detector	Frequency (MHz)	Power (dBm)	Limit (dBm)	Verdict	Sweep Point
820	823	0.1	RMS	822.7	-44.39	-13	Pass	401
823	824	0.003	RMS	823.996	-16.32	-13	Pass	700
824	824.5	0.01	RMS	824.219	22.5	35	Pass	401



## 1.2. GSM Band Edge(NTNV)(Channel:251)

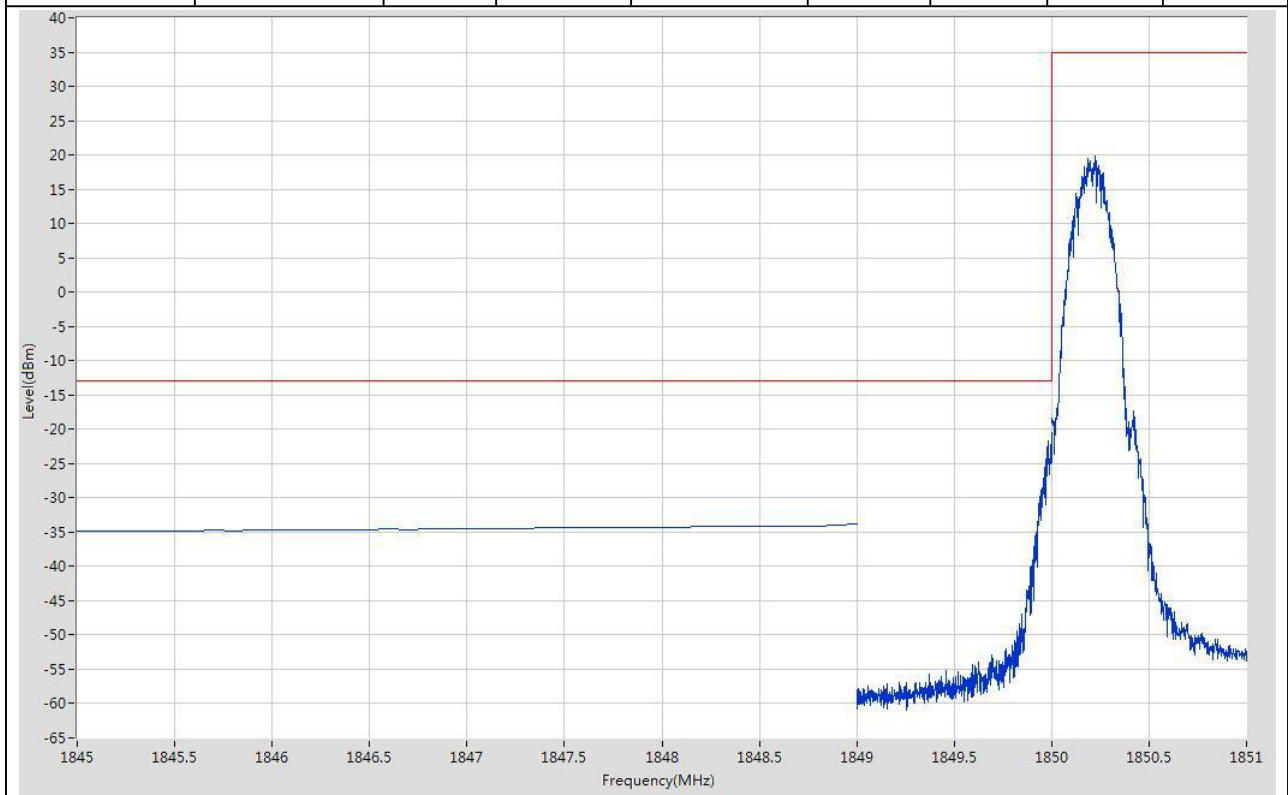
Start Frequency (MHz)	Stop Frequency (MHz)	RBW (MHz)	Detector	Frequency (MHz)	Power (dBm)	Limit (dBm)	Verdict	Sweep Point
848.5	849	0.01	RMS	848.784	22.81	35	Pass	401
849	850	0.003	RMS	849.02	-17.65	-13	Pass	700
850	855	0.1	RMS	850.263	-44.11	-13	Pass	401



## 2. GSM\_PCS

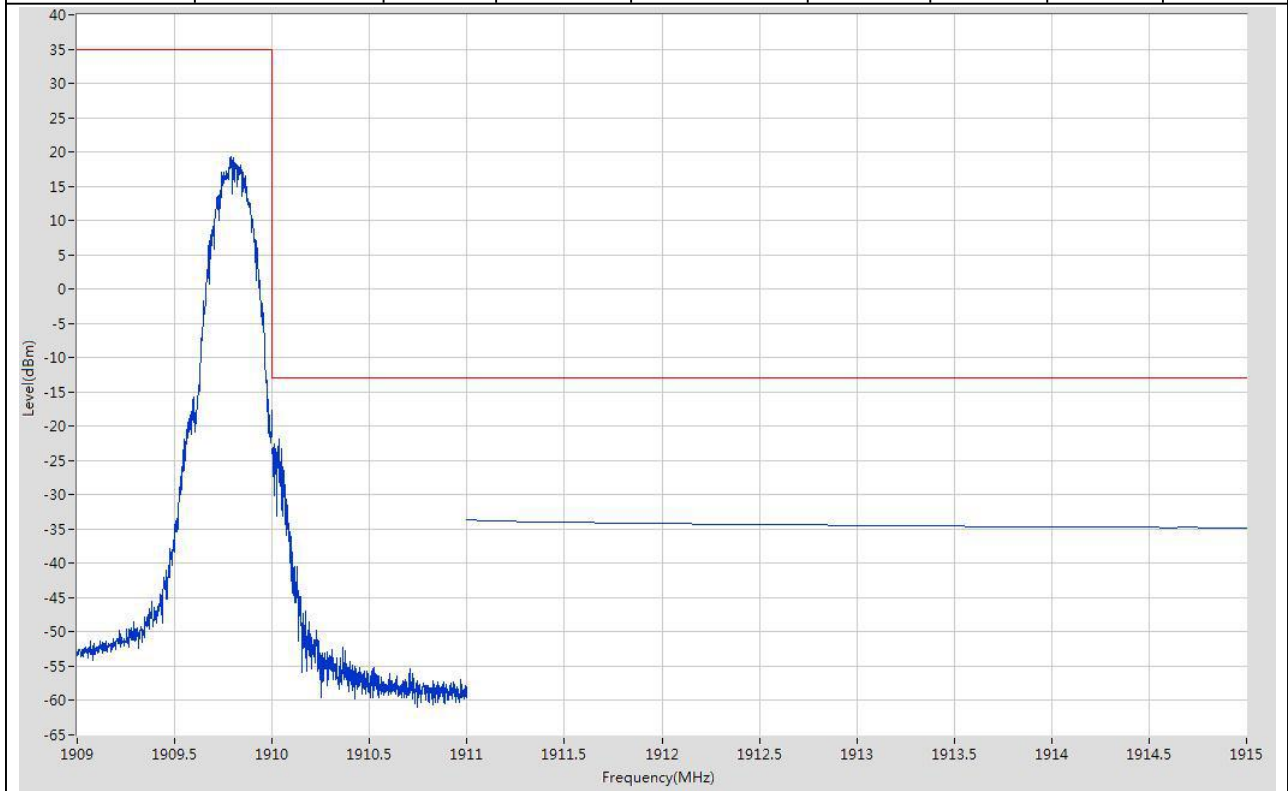
### 2.1. GSM Band Edge(NTNV)(Channel:512)

Start Frequency (MHz)	Stop Frequency (MHz)	RBW (MHz)	Detector	Frequency (MHz)	Power (dBm)	Limit (dBm)	Verdict	Sweep Point
1845	1849	1	RMS	1849	-33.84	-13	Pass	41
1849	1850	0.003	RMS	1849.999	-20.5	-13	Pass	700
1850	1851	0.01	RMS	1850.22	19.92	35	Pass	401



## 2.2. GSM Band Edge(NTNV)(Channel:810)

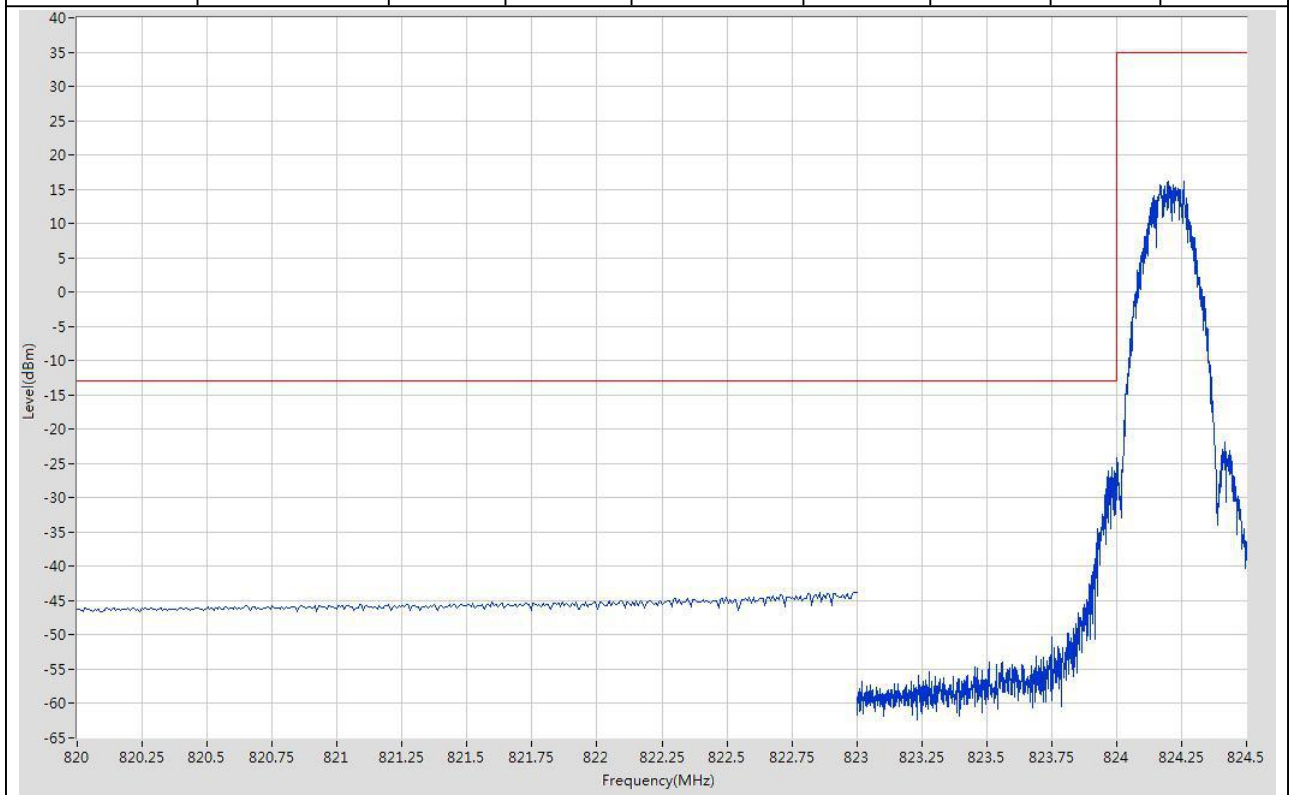
Start Frequency (MHz)	Stop Frequency (MHz)	RBW (MHz)	Detector	Frequency (MHz)	Power (dBm)	Limit (dBm)	Verdict	Sweep Point
1909	1910	0.01	RMS	1909.788	19.29	35	Pass	401
1910	1911	0.003	RMS	1910.034	-21.89	-13	Pass	700
1911	1915	1	RMS	1911	-33.6	-13	Pass	41



### 3. EGPRS\_GSM850

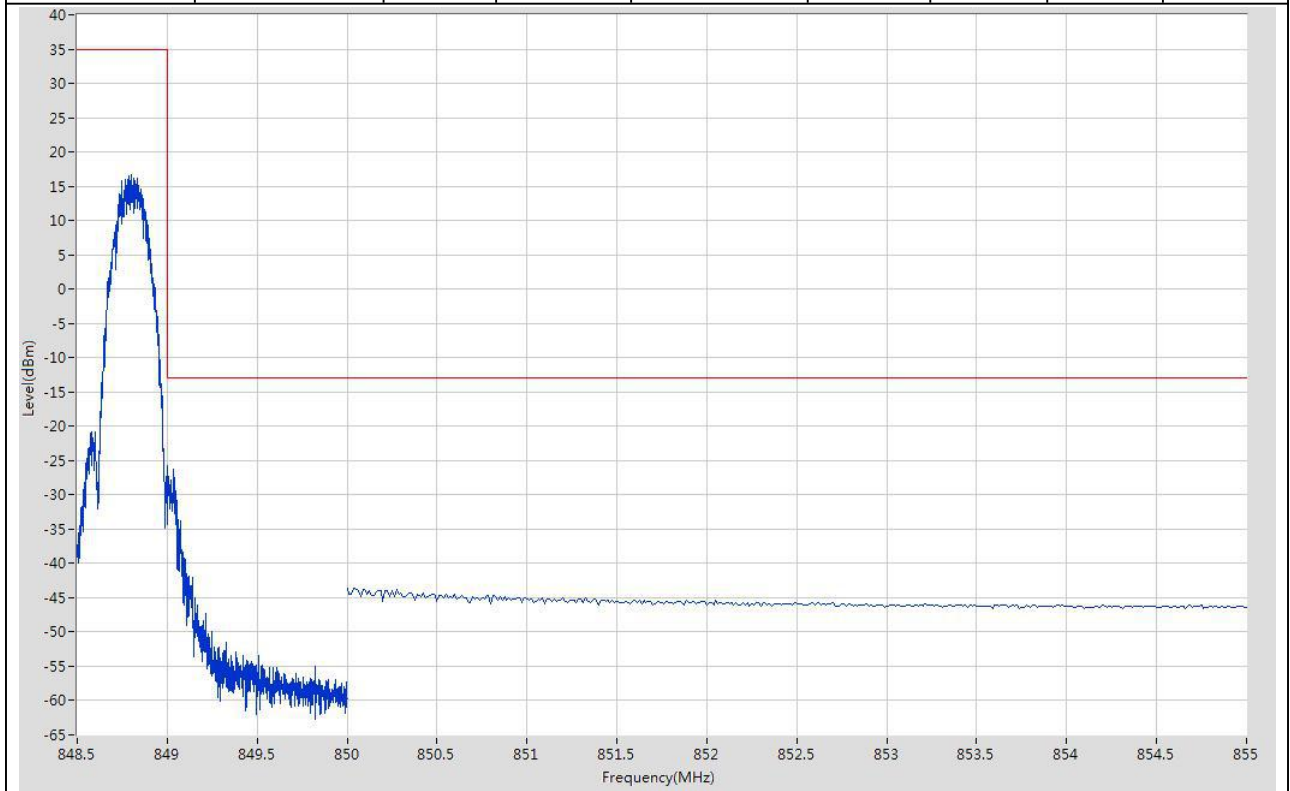
#### 3.1. EGPRS Band Edge(NTNV)(Channel:128)

Start Frequency (MHz)	Stop Frequency (MHz)	RBW (MHz)	Detector	Frequency (MHz)	Power (dBm)	Limit (dBm)	Verdict	Sweep Point
820	823	0.1	RMS	823	-43.8	-13	Pass	401
823	824	0.003	RMS	823.984	-25.52	-13	Pass	700
824	824.5	0.01	RMS	824.201	16.19	35	Pass	401



### 3.2. EGPRS Band Edge(NTNV)(Channel:251)

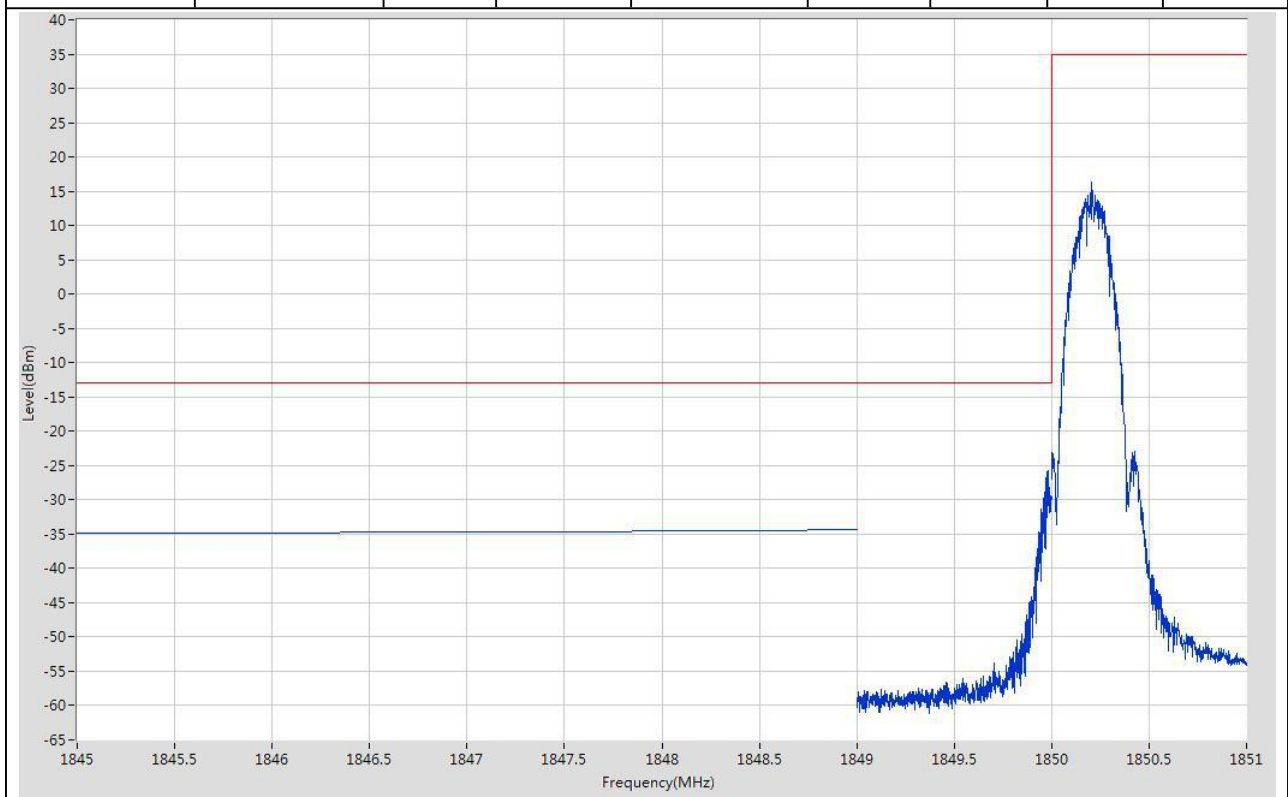
Start Frequency (MHz)	Stop Frequency (MHz)	RBW (MHz)	Detector	Frequency (MHz)	Power (dBm)	Limit (dBm)	Verdict	Sweep Point
848.5	849	0.01	RMS	848.803	16.76	35	Pass	401
849	850	0.003	RMS	849.033	-26.26	-13	Pass	700
850	855	0.1	RMS	850	-43.6	-13	Pass	401



## 4. EGPRS\_PCS

### 4.1. EGPRS Band Edge(NTNV)(Channel:512)

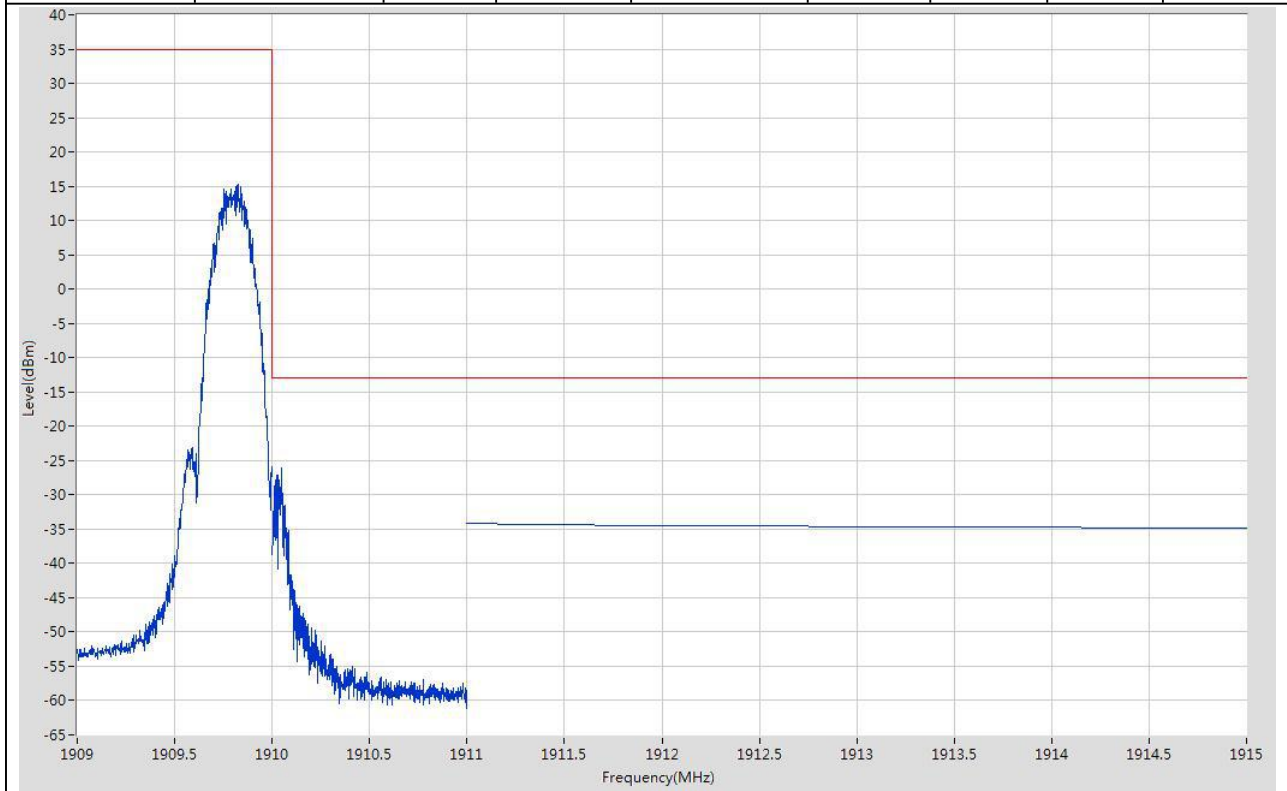
Start Frequency (MHz)	Stop Frequency (MHz)	RBW (MHz)	Detector	Frequency (MHz)	Power (dBm)	Limit (dBm)	Verdict	Sweep Point
1845	1849	1	RMS	1849	-34.25	-13	Pass	41
1849	1850	0.003	RMS	1849.984	-25.8	-13	Pass	700
1850	1851	0.01	RMS	1850.208	16.38	35	Pass	401





## 4.2. EGPRS Band Edge(NTNV)(Channel:810)

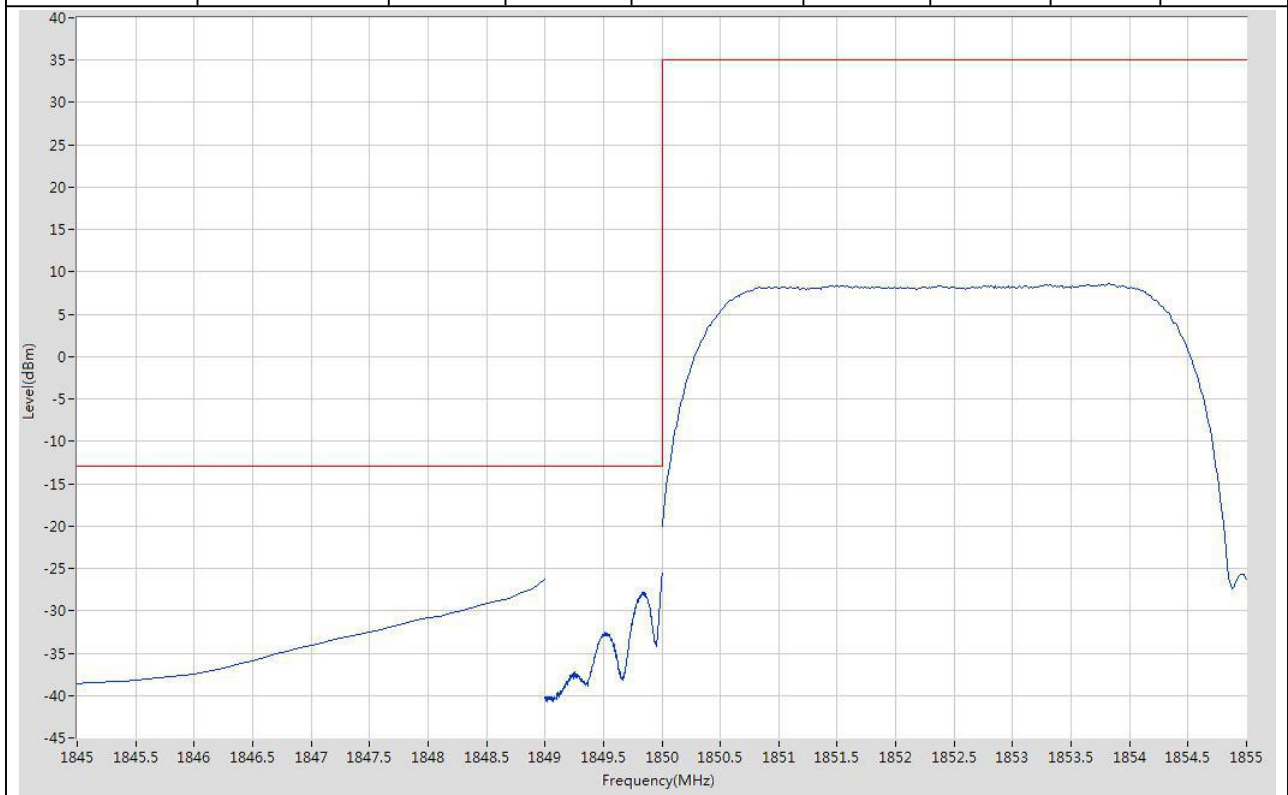
Start Frequency (MHz)	Stop Frequency (MHz)	RBW (MHz)	Detector	Frequency (MHz)	Power (dBm)	Limit (dBm)	Verdict	Sweep Point
1909	1910	0.01	RMS	1909.828	15.21	35	Pass	401
1910	1911	0.003	RMS	1910.047	-26.01	-13	Pass	700
1911	1915	1	RMS	1911	-34.13	-13	Pass	41



## 5. WCDMA\_Band2

### 5.1. WCDMA Band Edge(NTNV)(Channel:9262)

Start Frequency (MHz)	Stop Frequency (MHz)	RBW (MHz)	Detector	Frequency (MHz)	Power (dBm)	Limit (dBm)	Verdict	Sweep Point
1845	1849	1	RMS	1849	-26.27	-13	Pass	41
1849	1850	0.051	RMS	1850	-25.54	-13	Pass	401
1850	1855	0.1	RMS	1853.825	8.6	35	Pass	401



## 5.2. WCDMA Band Edge(NTNV)(Channel:9538)

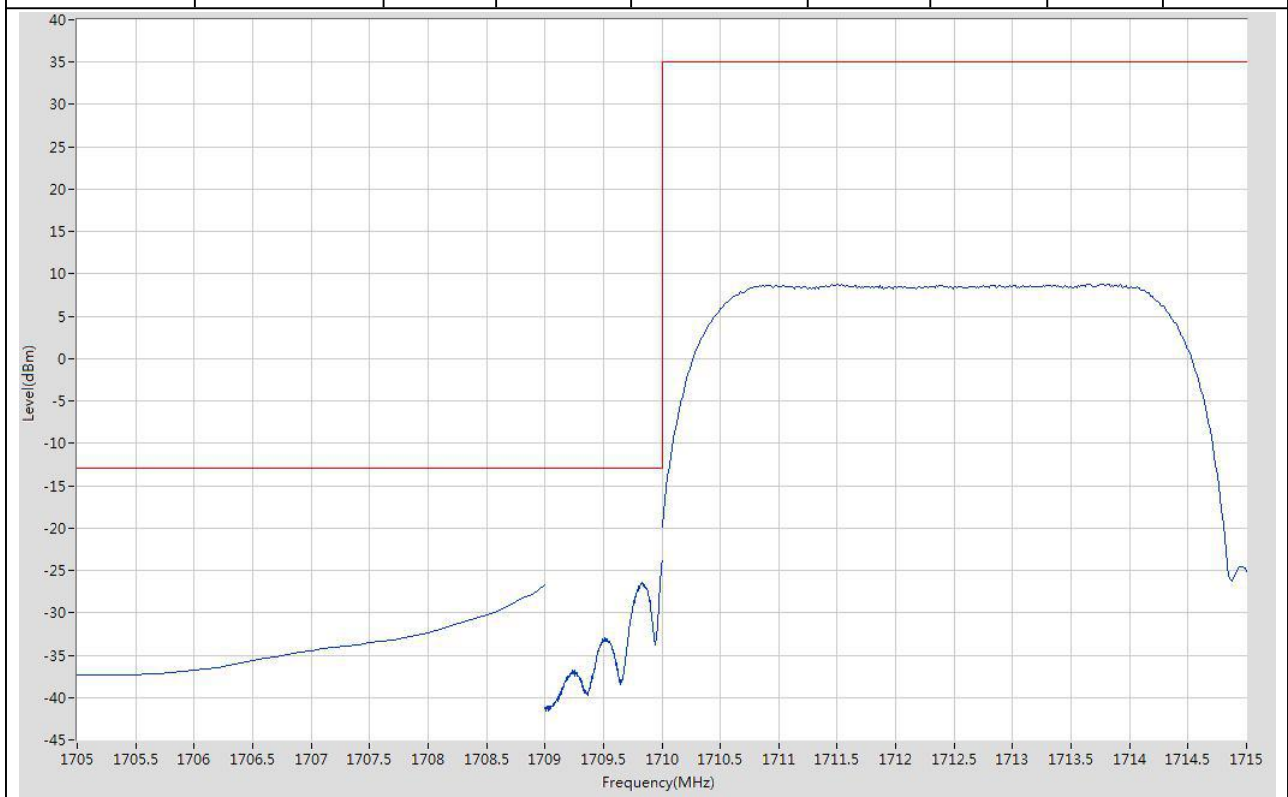
Start Frequency (MHz)	Stop Frequency (MHz)	RBW (MHz)	Detector	Frequency (MHz)	Power (dBm)	Limit (dBm)	Verdict	Sweep Point
1905	1910	0.1	RMS	1909.05	8.62	35	Pass	401
1910	1911	0.051	RMS	1910	-21.88	-13	Pass	401
1911	1915	1	RMS	1911	-23.97	-13	Pass	41



## 6. WCDMA\_Band4

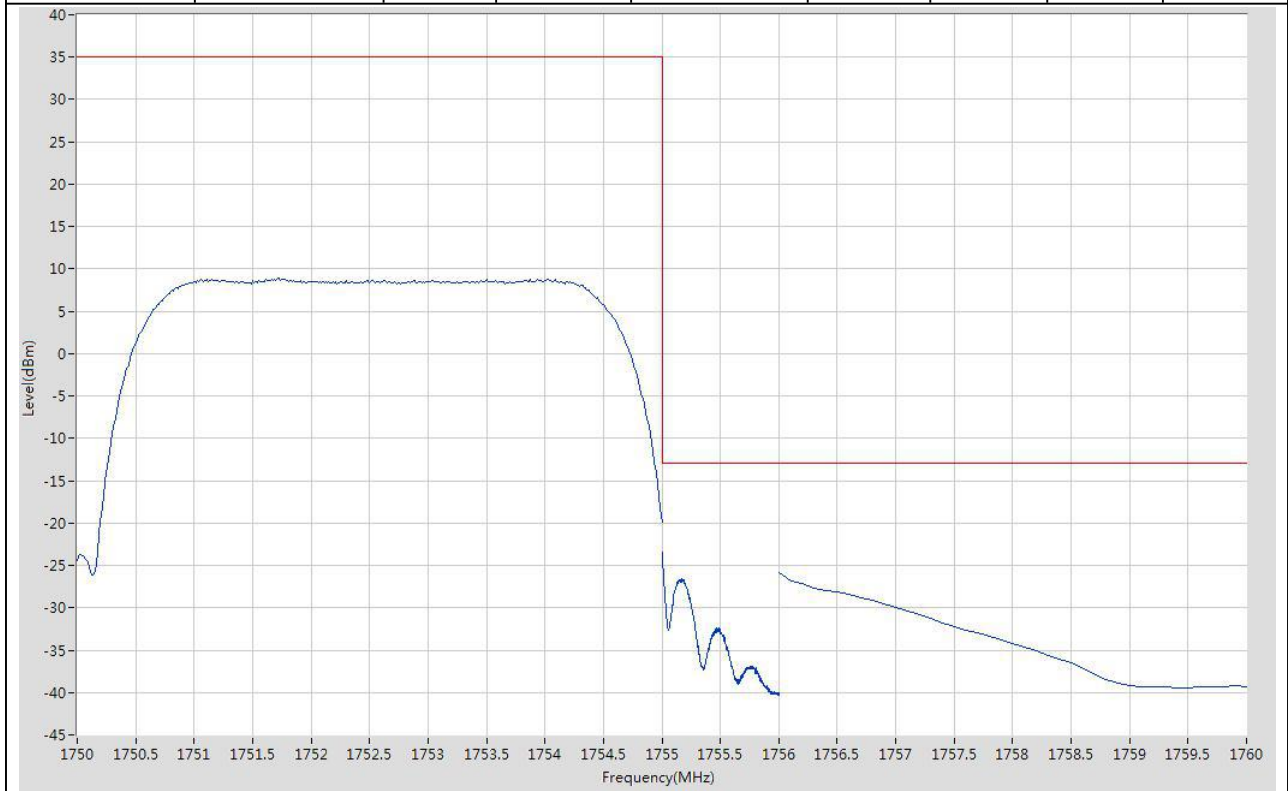
### 6.1. WCDMA Band Edge(NTNV)(Channel:1312)

Start Frequency (MHz)	Stop Frequency (MHz)	RBW (MHz)	Detector	Frequency (MHz)	Power (dBm)	Limit (dBm)	Verdict	Sweep Point
1705	1709	1	RMS	1709	-26.68	-13	Pass	41
1709	1710	0.051	RMS	1710	-23.86	-13	Pass	401
1710	1715	0.1	RMS	1713.813	8.82	35	Pass	401



## 6.2. WCDMA Band Edge(NTNV)(Channel:1513)

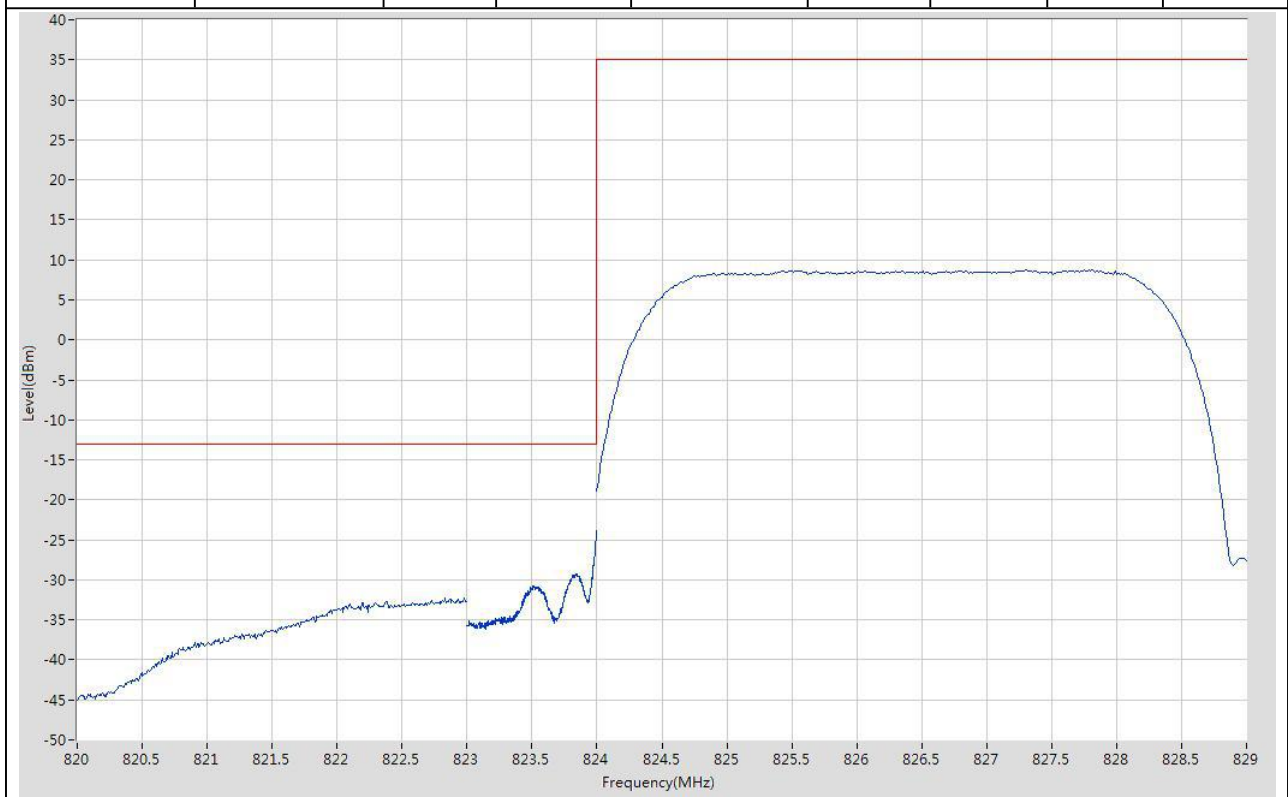
Start Frequency (MHz)	Stop Frequency (MHz)	RBW (MHz)	Detector	Frequency (MHz)	Power (dBm)	Limit (dBm)	Verdict	Sweep Point
1750	1755	0.1	RMS	1751.725	8.98	35	Pass	401
1755	1756	0.051	RMS	1755	-23.46	-13	Pass	401
1756	1760	1	RMS	1756	-25.85	-13	Pass	41



## 7. WCDMA\_Band5

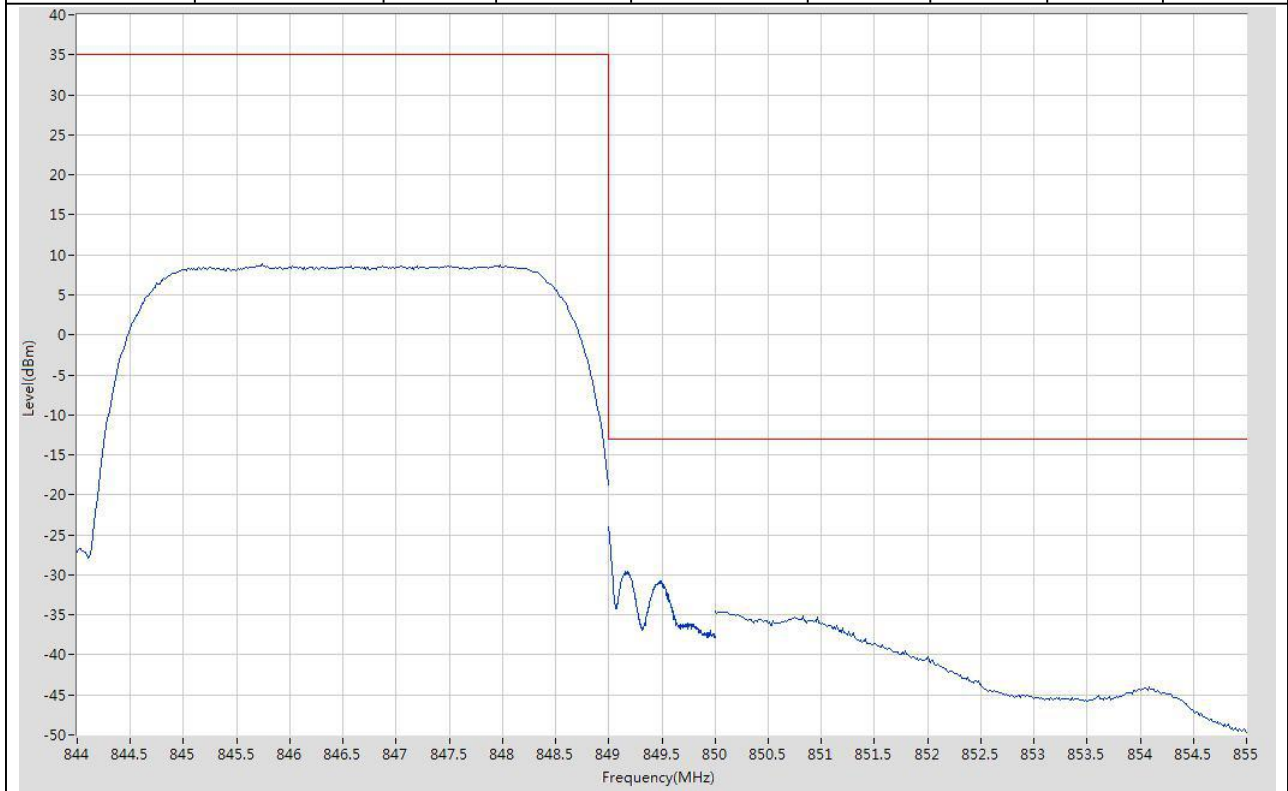
### 7.1. WCDMA Band Edge(NTNV)(Channel:4132)

Start Frequency (MHz)	Stop Frequency (MHz)	RBW (MHz)	Detector	Frequency (MHz)	Power (dBm)	Limit (dBm)	Verdict	Sweep Point
820	823	0.1	RMS	822.978	-32.21	-13	Pass	401
823	824	0.051	RMS	824	-23.87	-13	Pass	401
824	829	0.1	RMS	827.813	8.76	35	Pass	401



## 7.2. WCDMA Band Edge(NTNV)(Channel:4233)

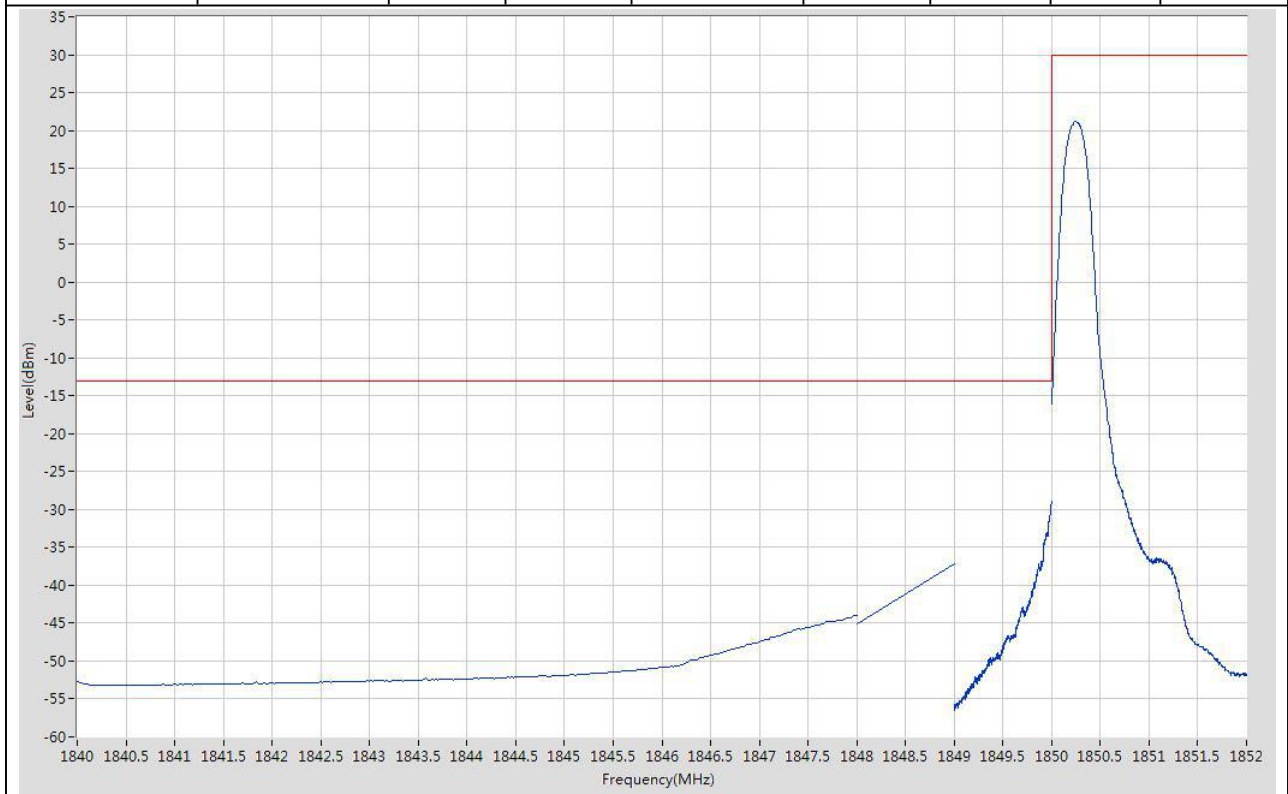
Start Frequency (MHz)	Stop Frequency (MHz)	RBW (MHz)	Detector	Frequency (MHz)	Power (dBm)	Limit (dBm)	Verdict	Sweep Point
844	849	0.1	RMS	845.738	8.86	35	Pass	401
849	850	0.051	RMS	849	-24.07	-13	Pass	401
850	855	0.1	RMS	850	-34.5	-13	Pass	401



## 8. LTE\_Band2

### 8.1. LTE Band Edge(NTNV)(Subtest:1, Channel:18607, Bandwidth:1.4, Modulation:QPSK, RB Number: 1, RB Position:LOW)

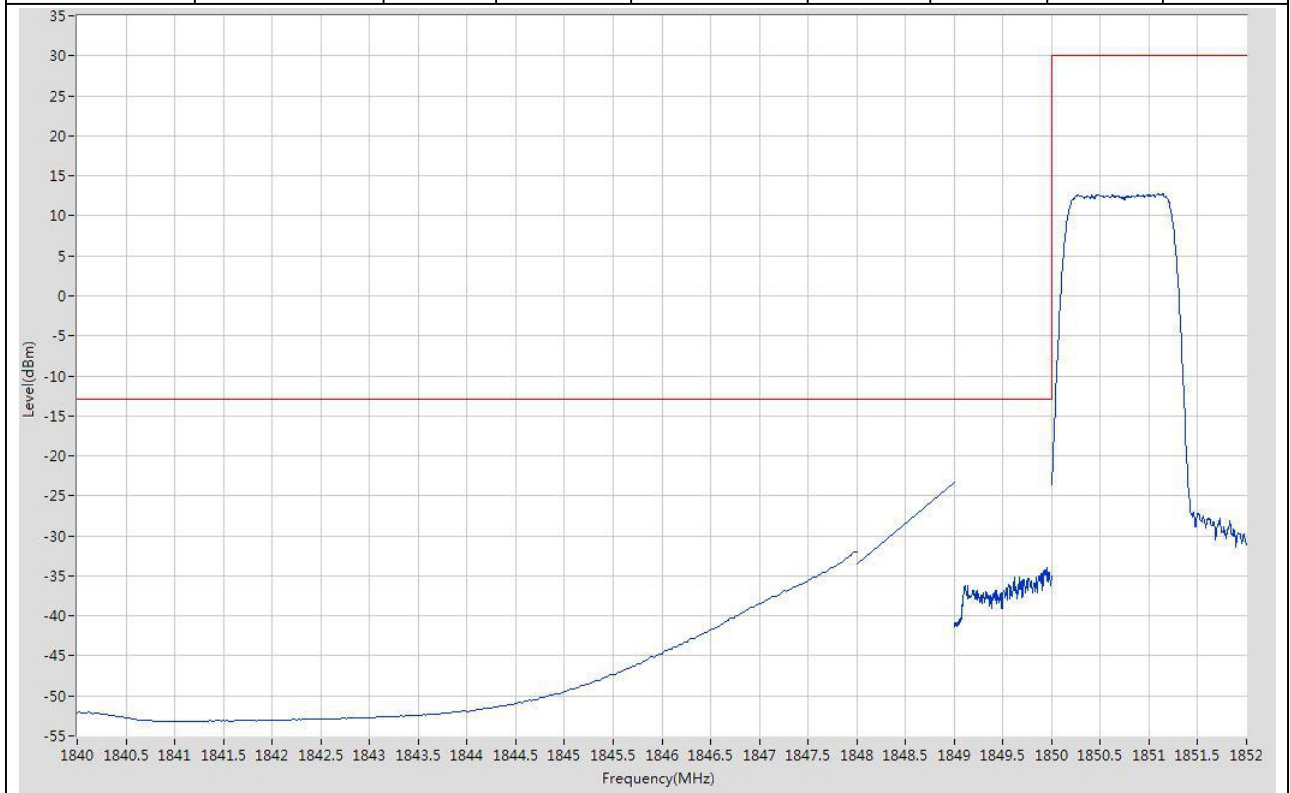
Start Frequency (MHz)	Stop Frequency (MHz)	RBW (MHz)	Detector	Frequency (MHz)	Power (dBm)	Limit (dBm)	Verdict	Sweep Point
1840	1848	1	RMS	1847.98	-44.03	-13	Pass	401
1848	1849	1	RMS	1849	-37.16	-13	Pass	2
1849	1850	0.02	RMS	1850	-28.97	-13	Pass	401
1850	1852	0.1	RMS	1850.24	21.23	30	Pass	401





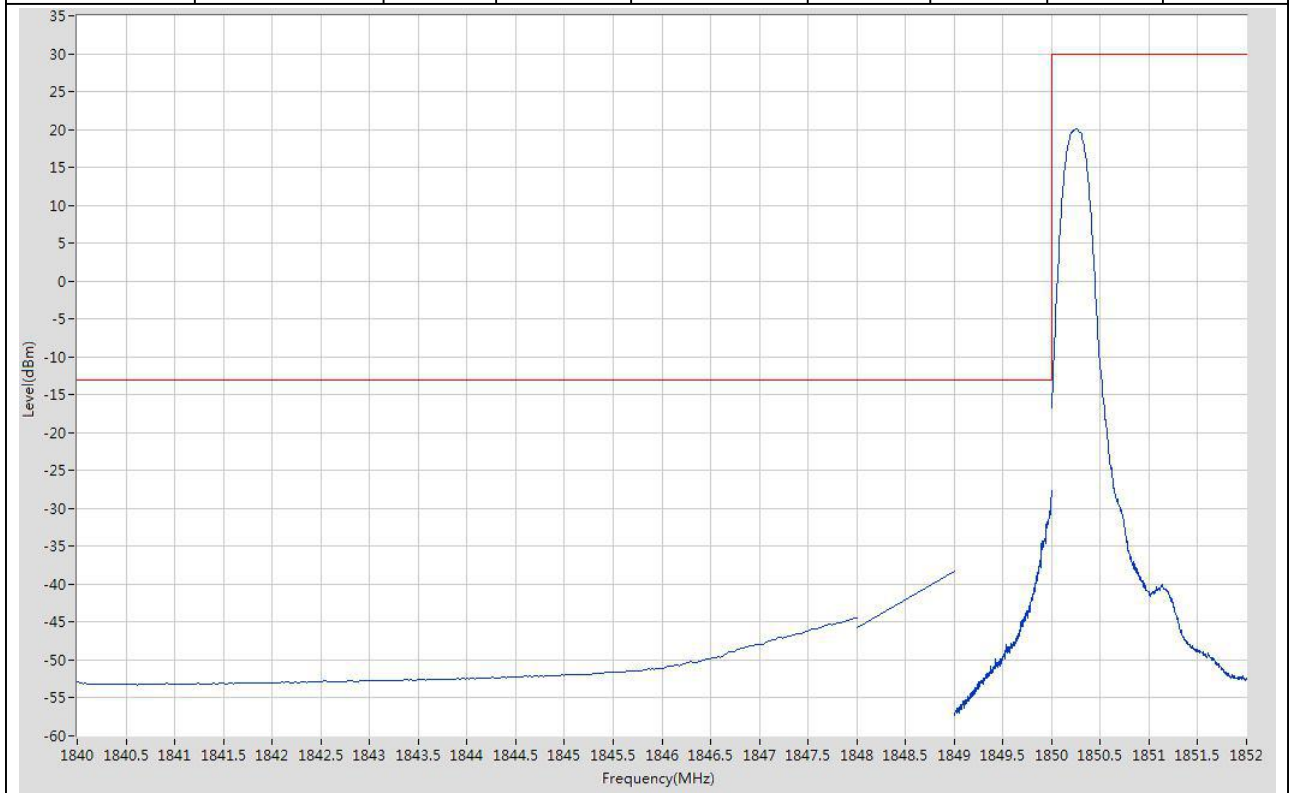
**8.2. LTE Band Edge(NTNV)(Subtest:2, Channel:18607, Bandwidth:1.4, Modulation:QPSK, RB Number: 6, RB Position:LOW)**

Start Frequency (MHz)	Stop Frequency (MHz)	RBW (MHz)	Detector	Frequency (MHz)	Power (dBm)	Limit (dBm)	Verdict	Sweep Point
1840	1848	1	RMS	1848	-31.99	-13	Pass	401
1848	1849	1	RMS	1849	-23.23	-13	Pass	2
1849	1850	0.02	RMS	1849.948	-33.98	-13	Pass	401
1850	1852	0.1	RMS	1851.105	12.84	30	Pass	401



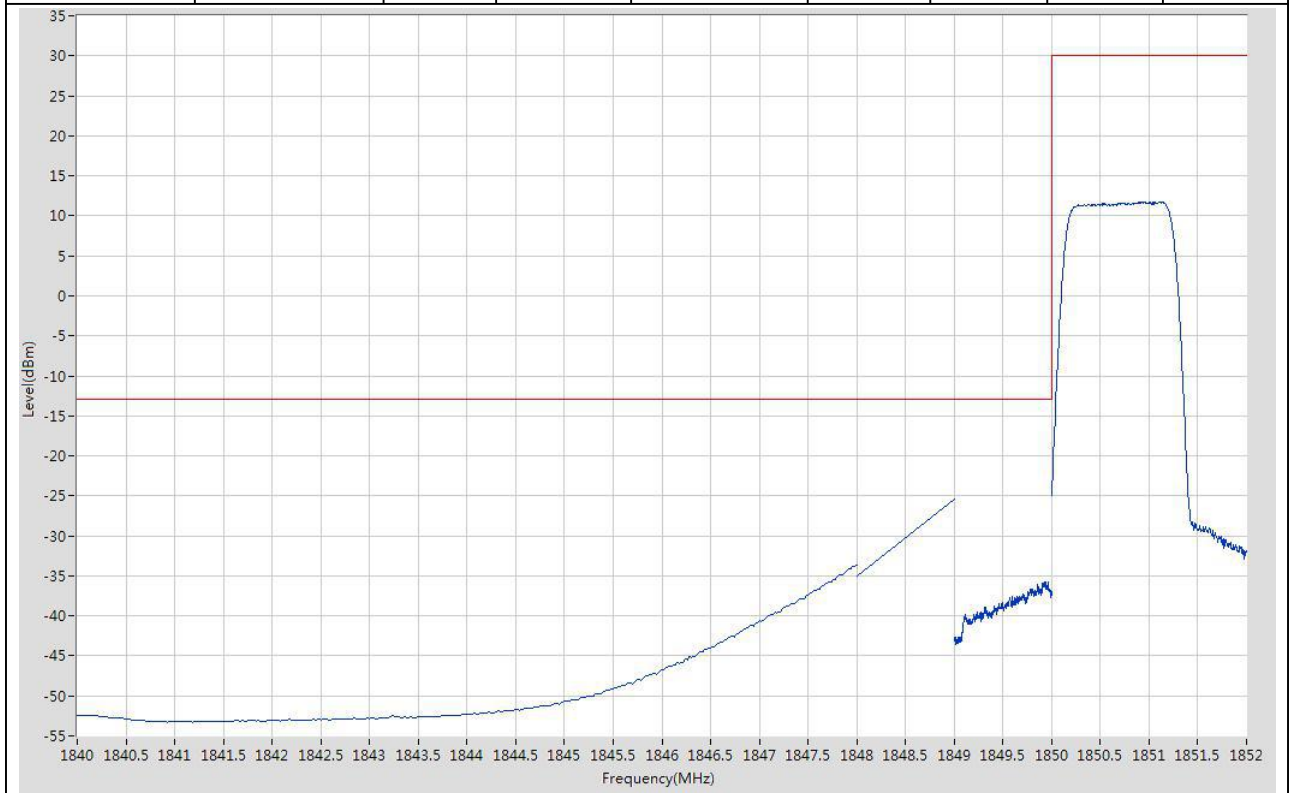
**8.3. LTE Band Edge(NTNV)(Subtest:3, Channel:18607, Bandwidth:1.4, Modulation:Q16, RB Number: 1, RB Position:LOW)**

Start Frequency (MHz)	Stop Frequency (MHz)	RBW (MHz)	Detector	Frequency (MHz)	Power (dBm)	Limit (dBm)	Verdict	Sweep Point
1840	1848	1	RMS	1848	-44.43	-13	Pass	401
1848	1849	1	RMS	1849	-38.29	-13	Pass	2
1849	1850	0.02	RMS	1850	-27.68	-13	Pass	401
1850	1852	0.1	RMS	1850.26	20.03	30	Pass	401



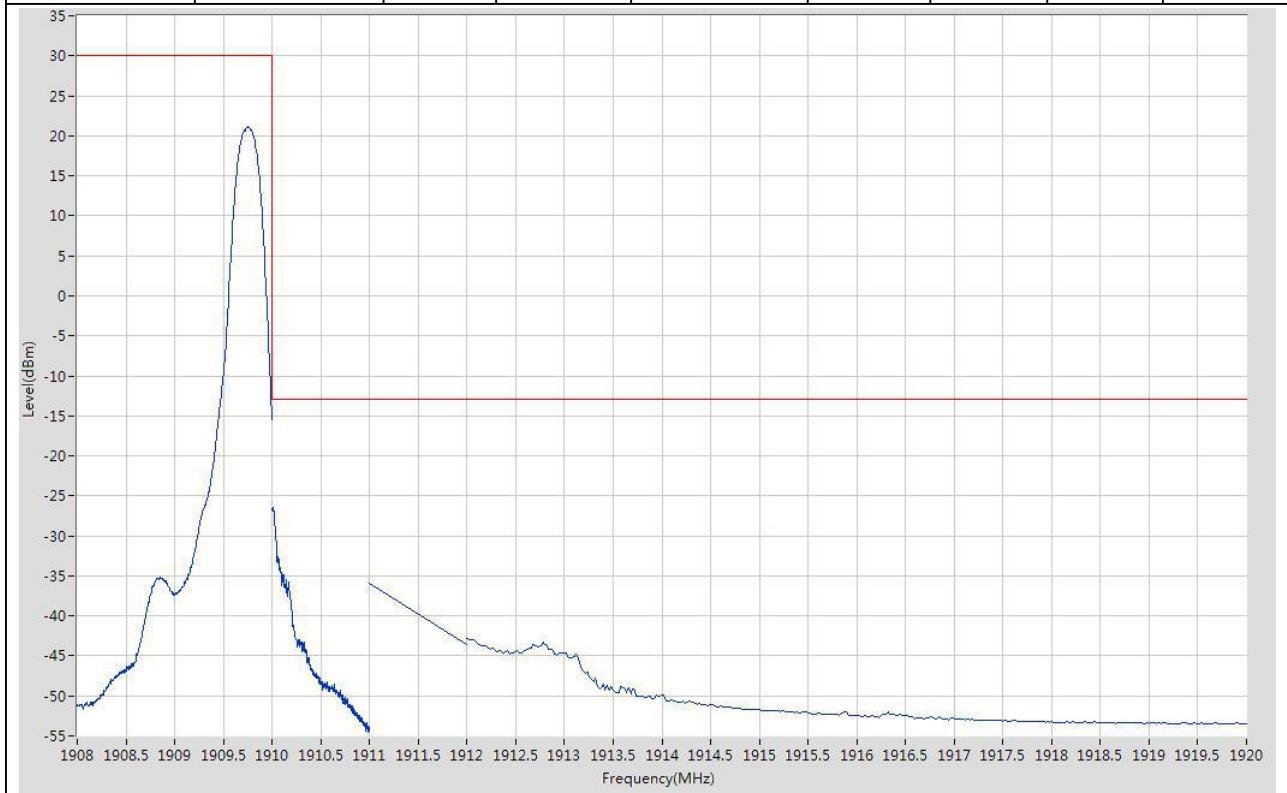
**8.4. LTE Band Edge(NTNV)(Subtest:4, Channel:18607, Bandwidth:1.4, Modulation:Q16, RB Number: 6, RB Position:LOW)**

Start Frequency (MHz)	Stop Frequency (MHz)	RBW (MHz)	Detector	Frequency (MHz)	Power (dBm)	Limit (dBm)	Verdict	Sweep Point
1840	1848	1	RMS	1848	-33.61	-13	Pass	401
1848	1849	1	RMS	1849	-25.36	-13	Pass	2
1849	1850	0.02	RMS	1849.93	-35.72	-13	Pass	401
1850	1852	0.1	RMS	1851.105	11.78	30	Pass	401



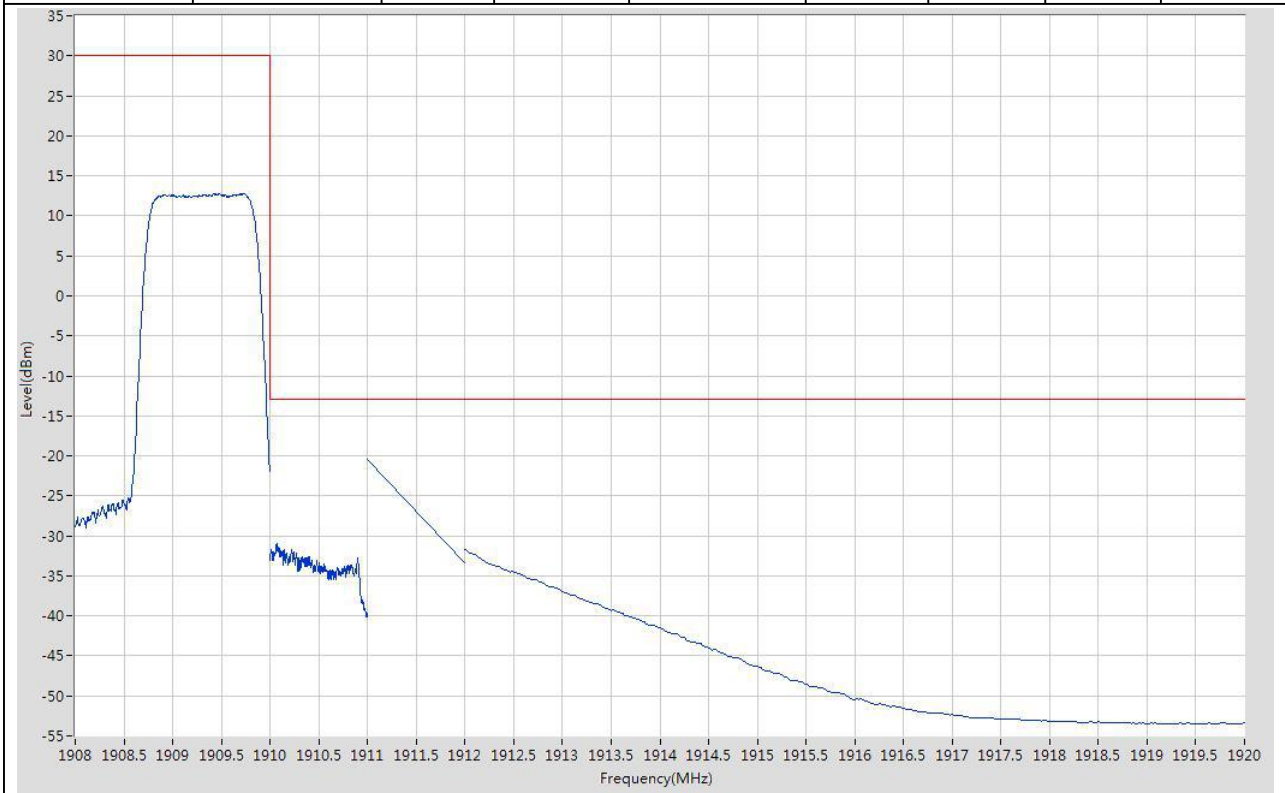
**8.5. LTE Band Edge(NTNV)(Subtest:5, Channel:19193, Bandwidth:1.4, Modulation:QPSK, RB Number: 1, RB Position:HIGH)**

Start Frequency (MHz)	Stop Frequency (MHz)	RBW (MHz)	Detector	Frequency (MHz)	Power (dBm)	Limit (dBm)	Verdict	Sweep Point
1908	1910	0.1	RMS	1909.755	21.13	30	Pass	401
1910	1911	0.02	RMS	1910.013	-26.42	-13	Pass	401
1911	1912	1	RMS	1911	-35.88	-13	Pass	2
1912	1920	1	RMS	1912	-42.79	-13	Pass	401



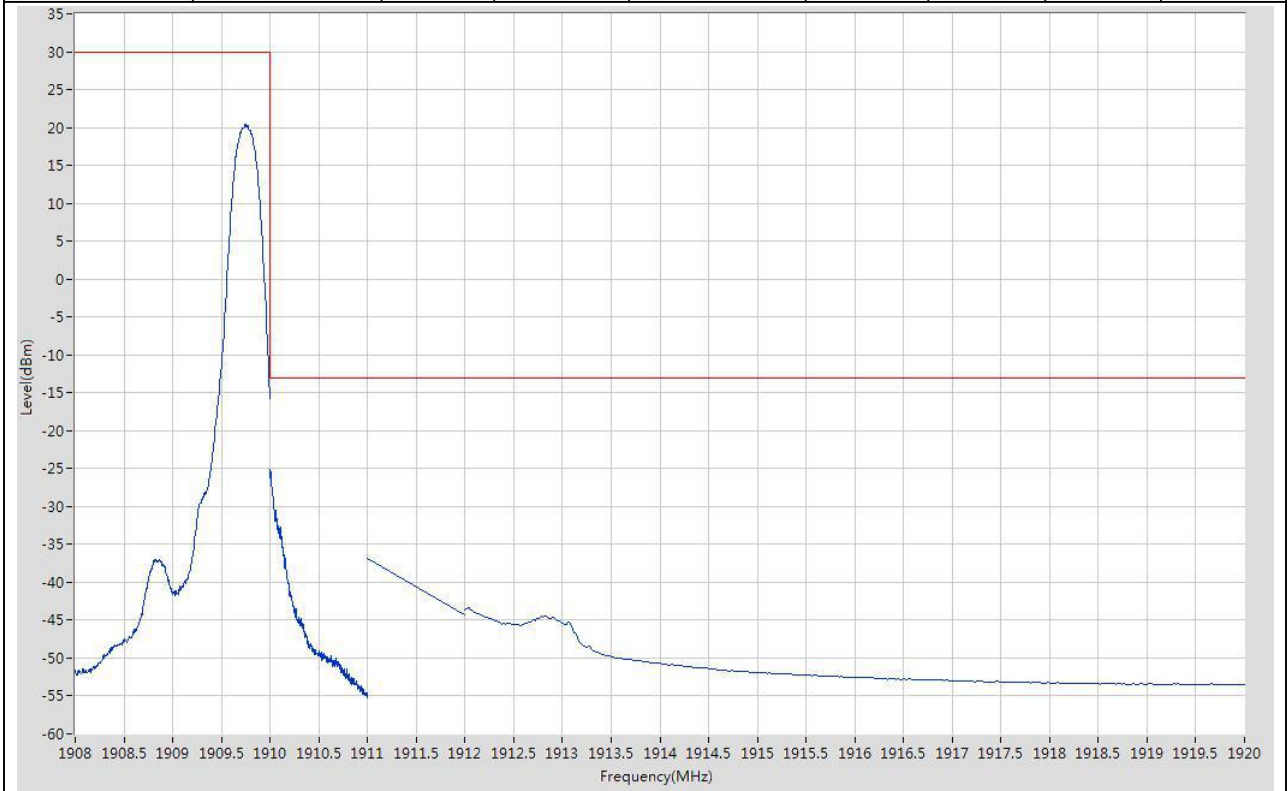
**8.6. LTE Band Edge(NTNV)(Subtest:6, Channel:19193, Bandwidth:1.4, Modulation:QPSK, RB Number: 6, RB Position:HIGH)**

Start Frequency (MHz)	Stop Frequency (MHz)	RBW (MHz)	Detector	Frequency (MHz)	Power (dBm)	Limit (dBm)	Verdict	Sweep Point
1908	1910	0.1	RMS	1909.74	12.8	30	Pass	401
1910	1911	0.02	RMS	1910.068	-30.99	-13	Pass	401
1911	1912	1	RMS	1911	-20.47	-13	Pass	2
1912	1920	1	RMS	1912	-31.75	-13	Pass	401



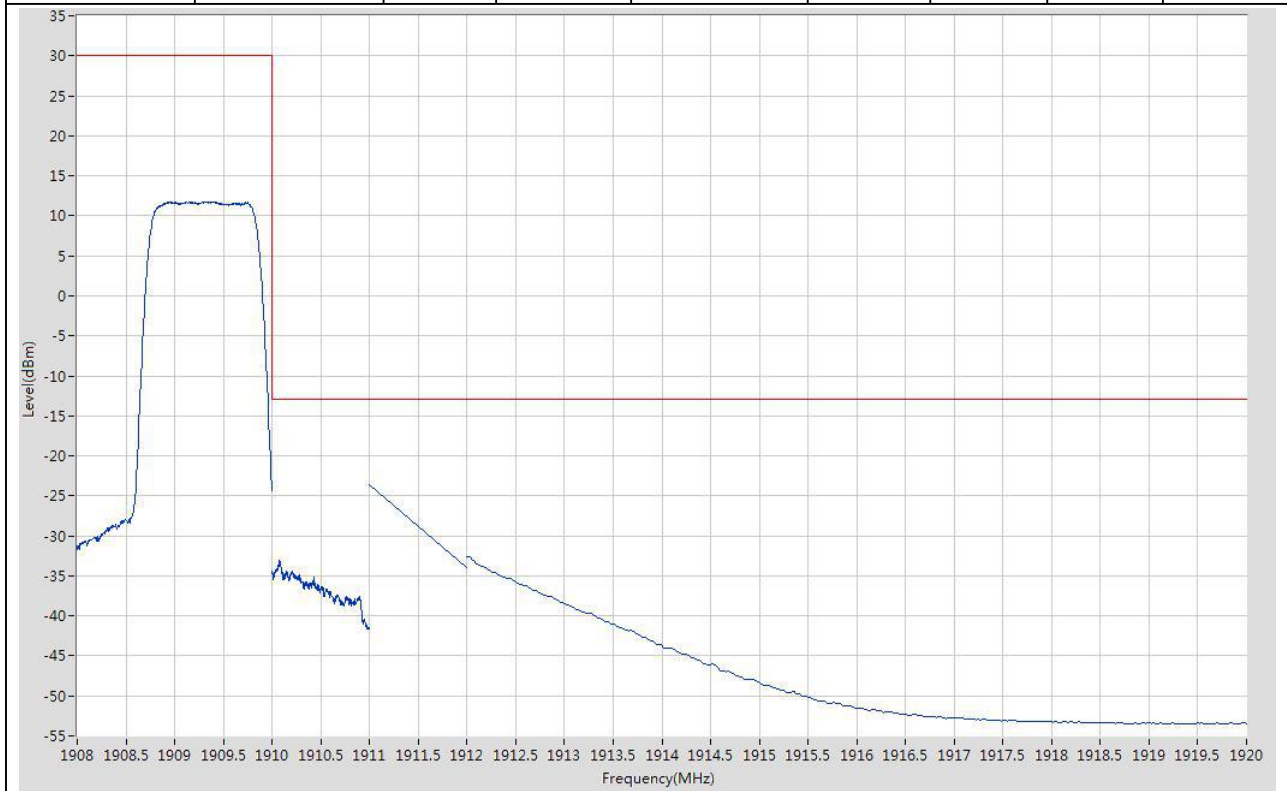
**8.7. LTE Band Edge(NTNV)(Subtest:7, Channel:19193, Bandwidth:1.4, Modulation:Q16, RB Number: 1, RB Position:HIGH)**

Start Frequency (MHz)	Stop Frequency (MHz)	RBW (MHz)	Detector	Frequency (MHz)	Power (dBm)	Limit (dBm)	Verdict	Sweep Point
1908	1910	0.1	RMS	1909.745	20.46	30	Pass	401
1910	1911	0.02	RMS	1910.003	-25.09	-13	Pass	401
1911	1912	1	RMS	1911	-36.81	-13	Pass	2
1912	1920	1	RMS	1912.04	-43.29	-13	Pass	401



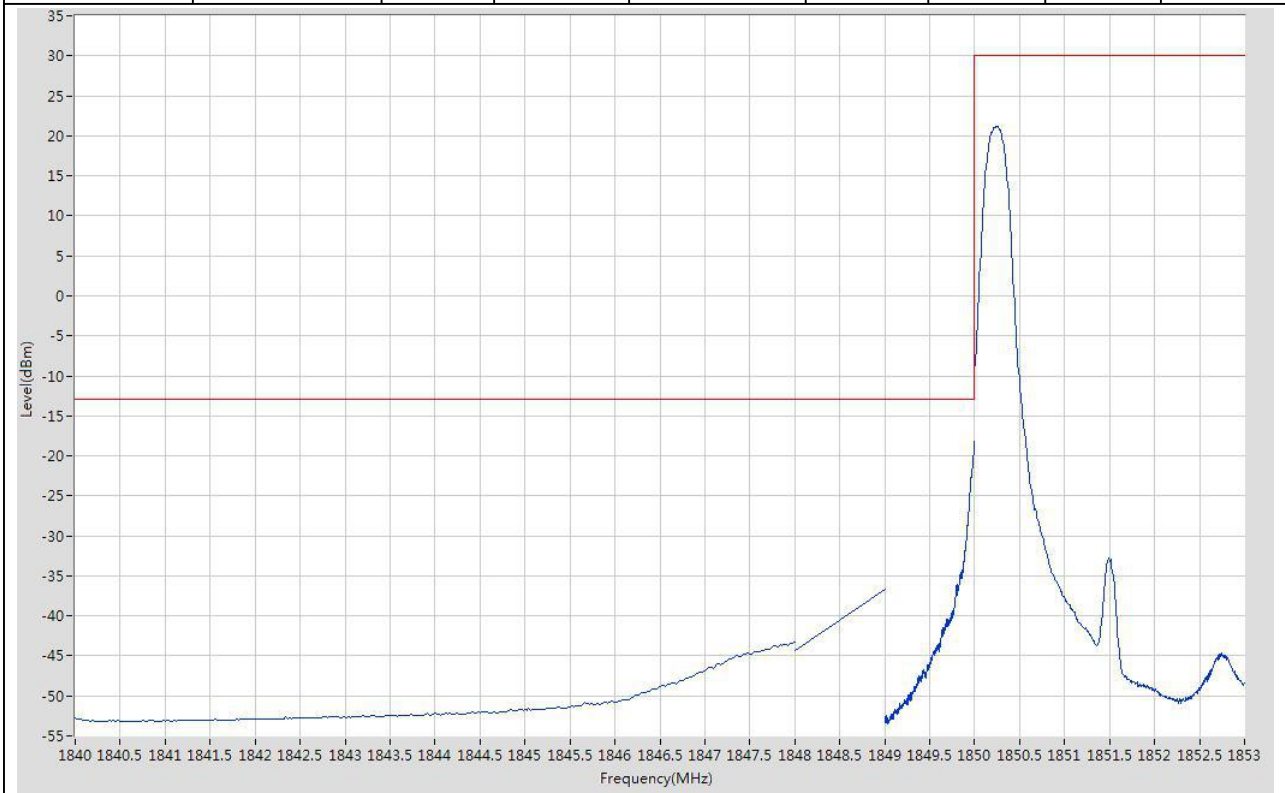
**8.8. LTE Band Edge(NTNV)(Subtest:8, Channel:19193, Bandwidth:1.4, Modulation:Q16, RB Number: 6, RB Position:HIGH)**

Start Frequency (MHz)	Stop Frequency (MHz)	RBW (MHz)	Detector	Frequency (MHz)	Power (dBm)	Limit (dBm)	Verdict	Sweep Point
1908	1910	0.1	RMS	1909.32	11.76	30	Pass	401
1910	1911	0.02	RMS	1910.068	-33.09	-13	Pass	401
1911	1912	1	RMS	1911	-23.54	-13	Pass	2
1912	1920	1	RMS	1912.02	-32.59	-13	Pass	401



**8.9. LTE Band Edge(NTNV)(Subtest:9, Channel:18615, Bandwidth:3, Modulation:QPSK, RB Number: 1, RB Position:LOW)**

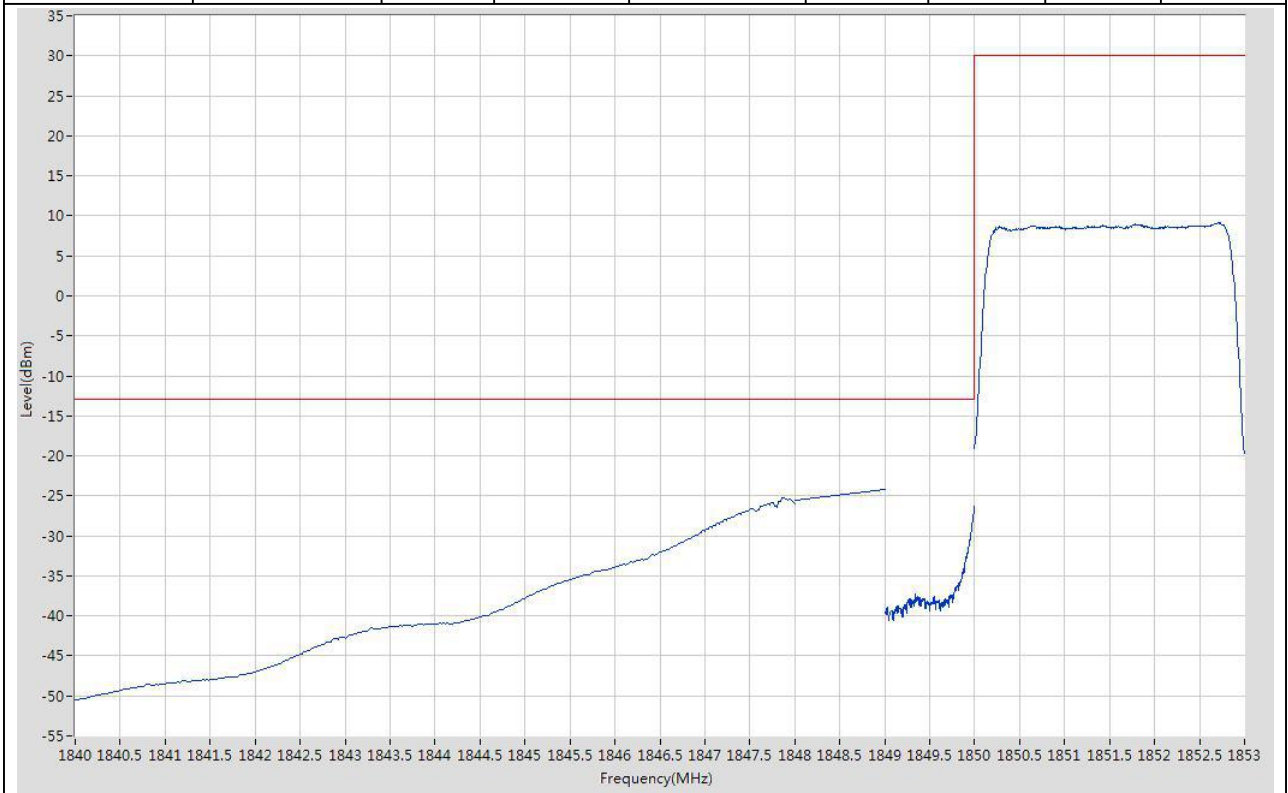
Start Frequency (MHz)	Stop Frequency (MHz)	RBW (MHz)	Detector	Frequency (MHz)	Power (dBm)	Limit (dBm)	Verdict	Sweep Point
1840	1848	1	RMS	1848	-43.33	-13	Pass	401
1848	1849	1	RMS	1849	-36.73	-13	Pass	2
1849	1850	0.03	RMS	1849.998	-18.16	-13	Pass	401
1850	1853	0.1	RMS	1850.24	21.25	30	Pass	401





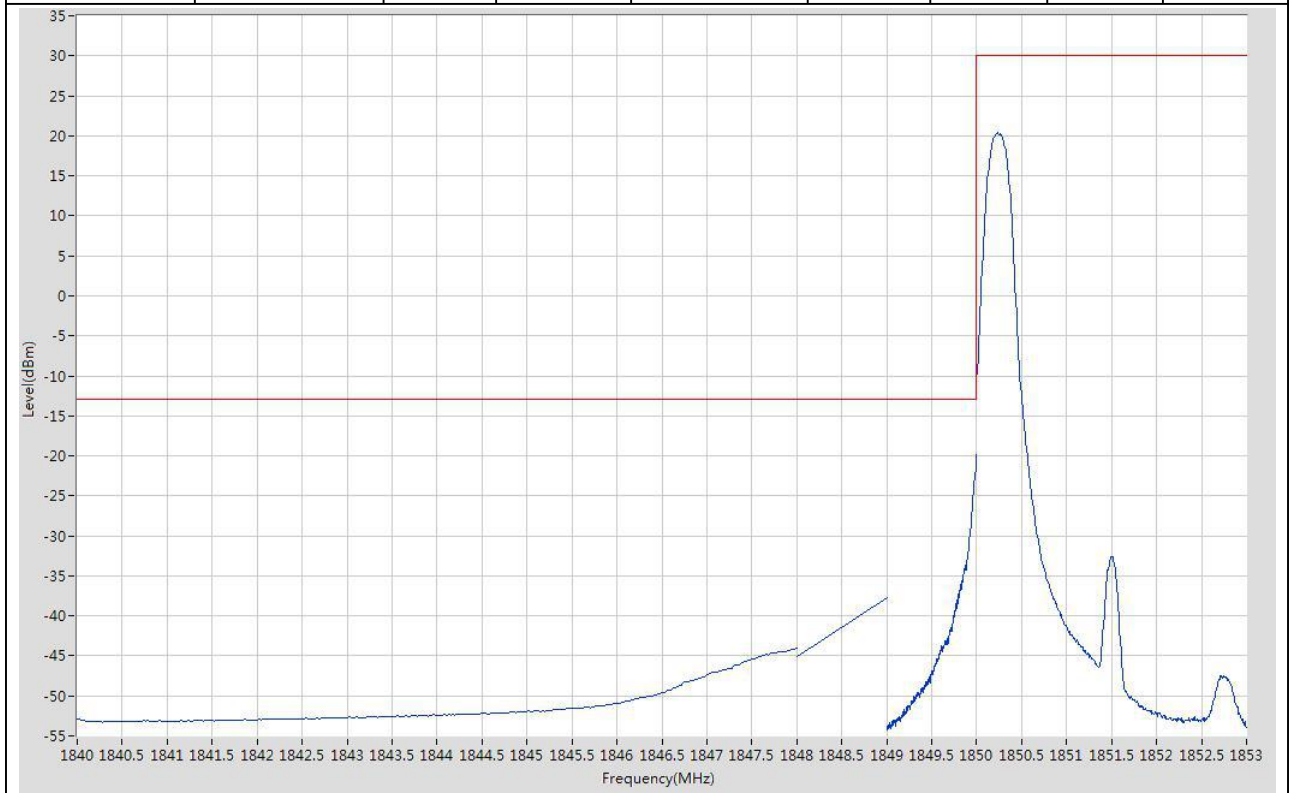
**8.10. LTE Band Edge(NTNV)(Subtest:10, Channel:18615, Bandwidth:3, Modulation:QPSK, RB Number: 15, RB Position:LOW)**

Start Frequency (MHz)	Stop Frequency (MHz)	RBW (MHz)	Detector	Frequency (MHz)	Power (dBm)	Limit (dBm)	Verdict	Sweep Point
1840	1848	1	RMS	1847.88	-25.18	-13	Pass	401
1848	1849	1	RMS	1849	-24.19	-13	Pass	2
1849	1850	0.03	RMS	1850	-26.36	-13	Pass	401
1850	1853	0.1	RMS	1852.7	9.22	30	Pass	401



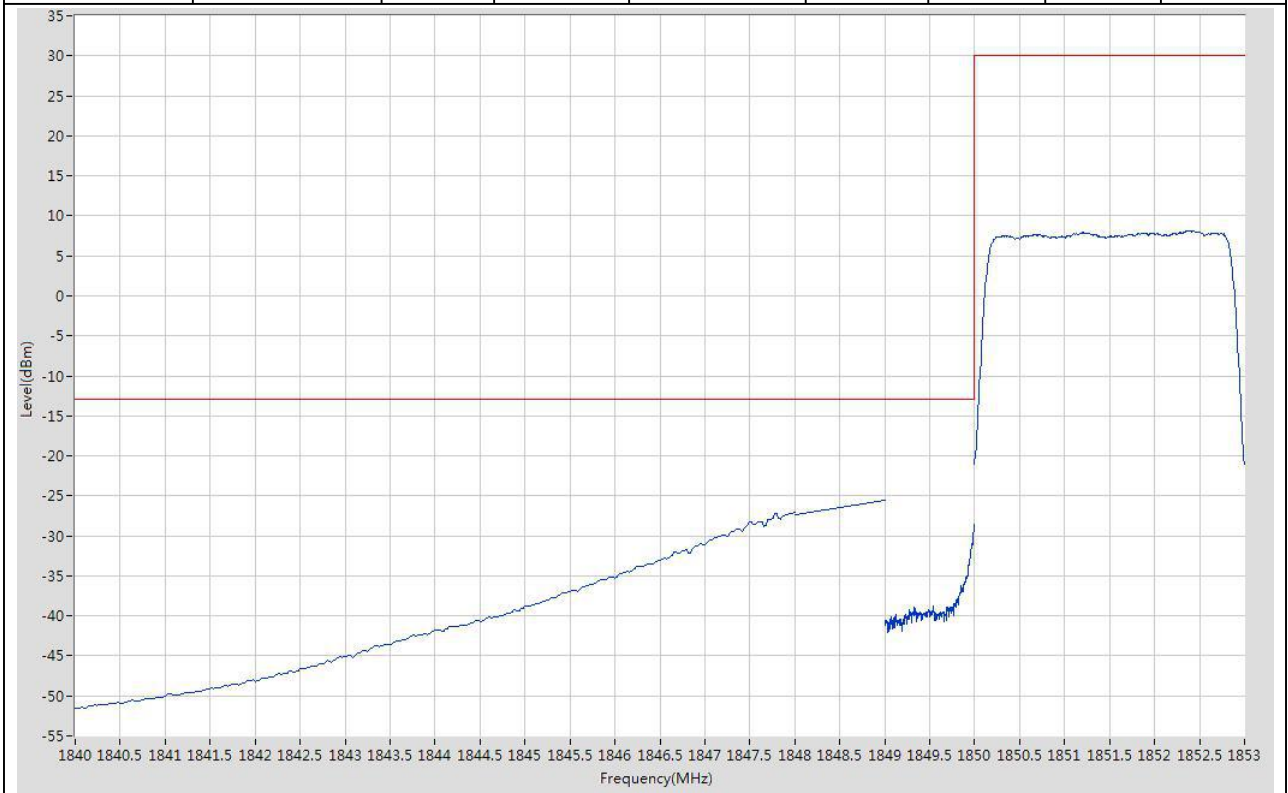
**8.11. LTE Band Edge(NTNV)(Subtest:11, Channel:18615, Bandwidth:3, Modulation:Q16, RB Number: 1, RB Position:LOW)**

Start Frequency (MHz)	Stop Frequency (MHz)	RBW (MHz)	Detector	Frequency (MHz)	Power (dBm)	Limit (dBm)	Verdict	Sweep Point
1840	1848	1	RMS	1848	-43.99	-13	Pass	401
1848	1849	1	RMS	1849	-37.75	-13	Pass	2
1849	1850	0.03	RMS	1850	-19.89	-13	Pass	401
1850	1853	0.1	RMS	1850.233	20.37	30	Pass	401



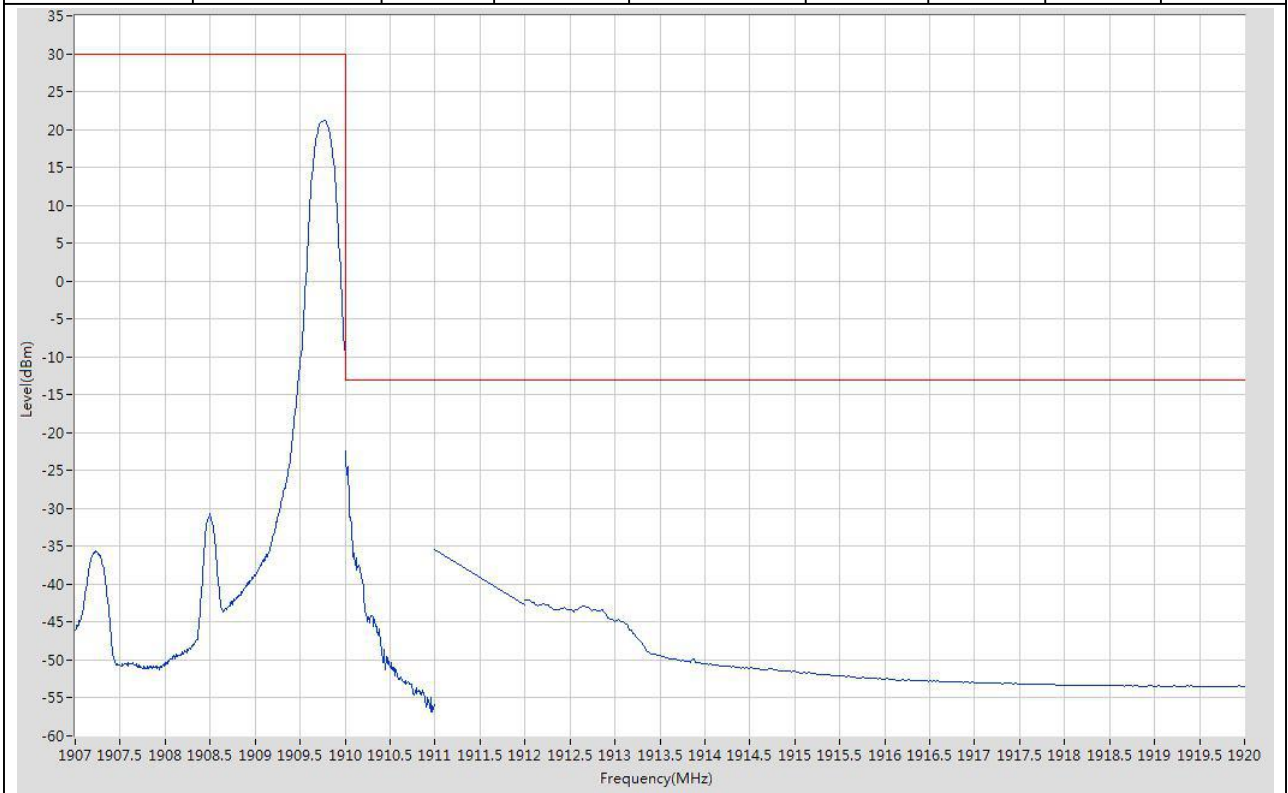
**8.12. LTE Band Edge(NTNV)(Subtest:12, Channel:18615, Bandwidth:3, Modulation:Q16, RB Number: 15, RB Position:LOW)**

Start Frequency (MHz)	Stop Frequency (MHz)	RBW (MHz)	Detector	Frequency (MHz)	Power (dBm)	Limit (dBm)	Verdict	Sweep Point
1840	1848	1	RMS	1848	-27.11	-13	Pass	401
1848	1849	1	RMS	1849	-25.6	-13	Pass	2
1849	1850	0.03	RMS	1850	-28.62	-13	Pass	401
1850	1853	0.1	RMS	1852.43	8.18	30	Pass	401



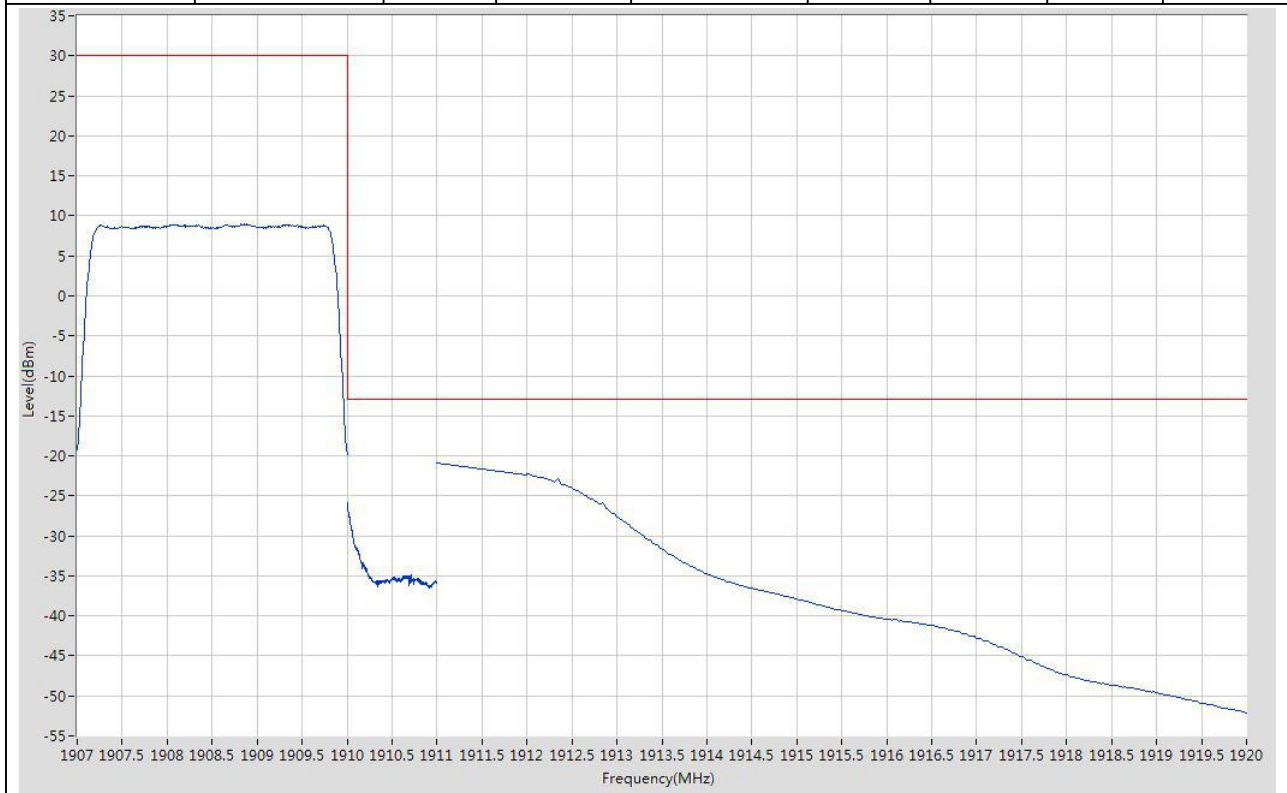
**8.13. LTE Band Edge(NTNV)(Subtest:13, Channel:19185, Bandwidth:3, Modulation:QPSK, RB Number: 1, RB Position:HIGH)**

Start Frequency (MHz)	Stop Frequency (MHz)	RBW (MHz)	Detector	Frequency (MHz)	Power (dBm)	Limit (dBm)	Verdict	Sweep Point
1907	1910	0.1	RMS	1909.775	21.27	30	Pass	401
1910	1911	0.01	RMS	1910	-22.43	-13	Pass	101
1911	1912	1	RMS	1911	-35.43	-13	Pass	2
1912	1920	1	RMS	1912.02	-42.01	-13	Pass	401



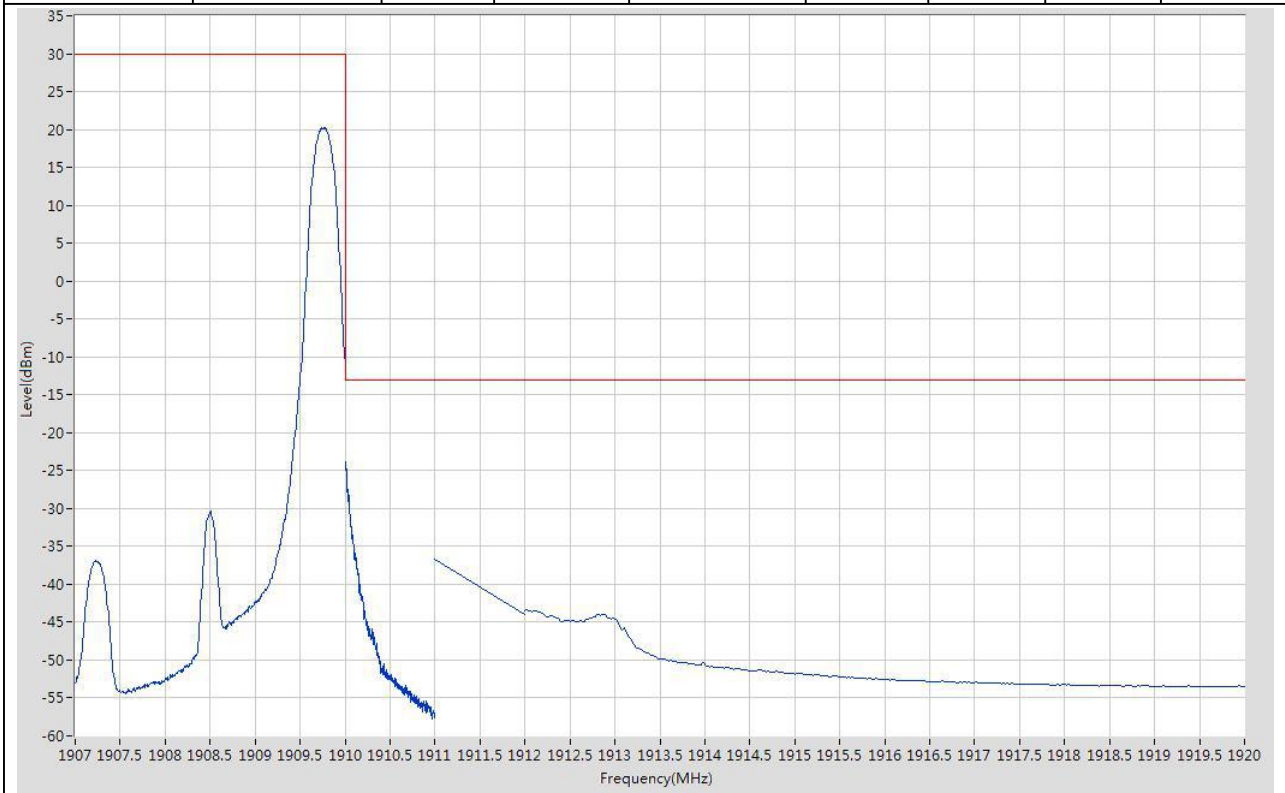
**8.14. LTE Band Edge(NTNV)(Subtest:14, Channel:19185, Bandwidth:3, Modulation:QPSK, RB Number: 15, RB Position:HIGH)**

Start Frequency (MHz)	Stop Frequency (MHz)	RBW (MHz)	Detector	Frequency (MHz)	Power (dBm)	Limit (dBm)	Verdict	Sweep Point
1907	1910	0.1	RMS	1908.823	9.01	30	Pass	401
1910	1911	0.03	RMS	1910	-25.8	-13	Pass	401
1911	1912	1	RMS	1911	-20.91	-13	Pass	2
1912	1920	1	RMS	1912	-22.29	-13	Pass	401



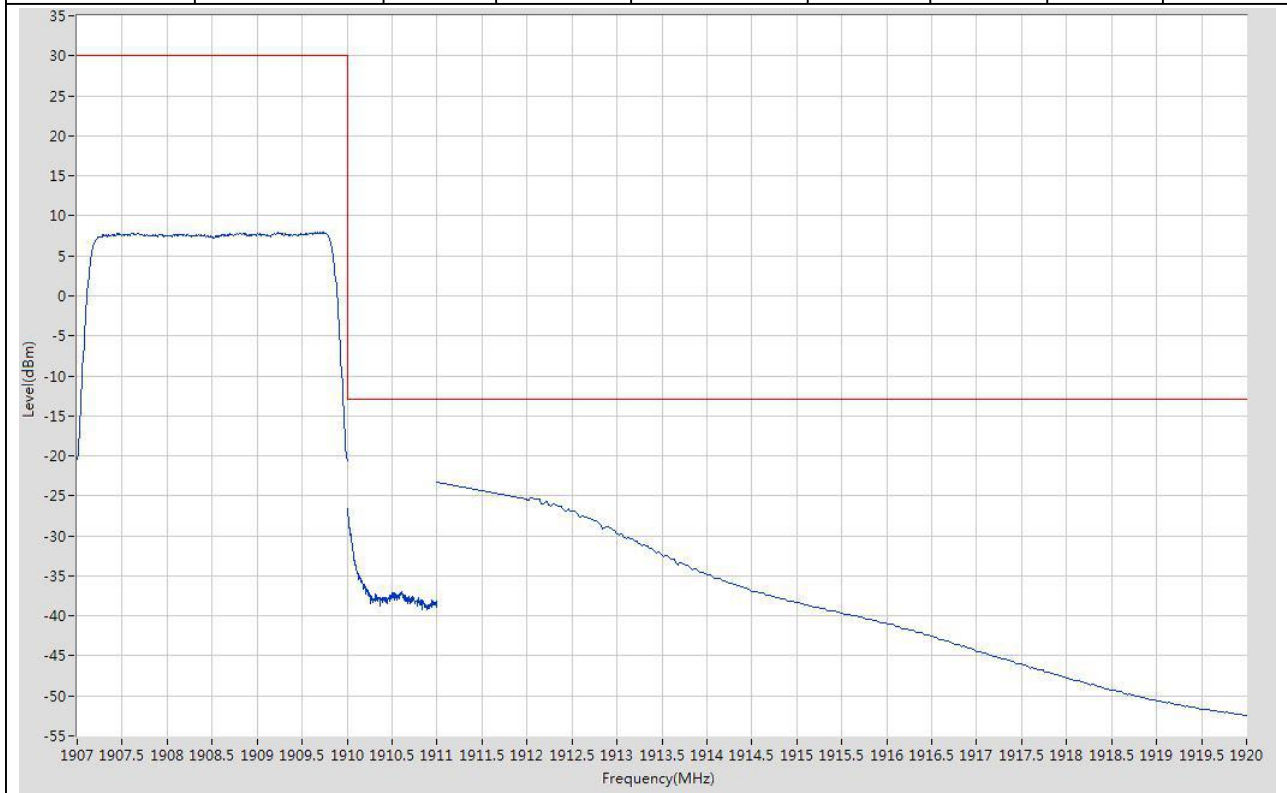
**8.15. LTE Band Edge(NTNV)(Subtest:15, Channel:19185, Bandwidth:3, Modulation:Q16, RB Number: 1, RB Position:HIGH)**

Start Frequency (MHz)	Stop Frequency (MHz)	RBW (MHz)	Detector	Frequency (MHz)	Power (dBm)	Limit (dBm)	Verdict	Sweep Point
1907	1910	0.1	RMS	1909.768	20.21	30	Pass	401
1910	1911	0.01	RMS	1910	-23.85	-13	Pass	401
1911	1912	1	RMS	1911	-36.68	-13	Pass	2
1912	1920	1	RMS	1912.02	-43.41	-13	Pass	401



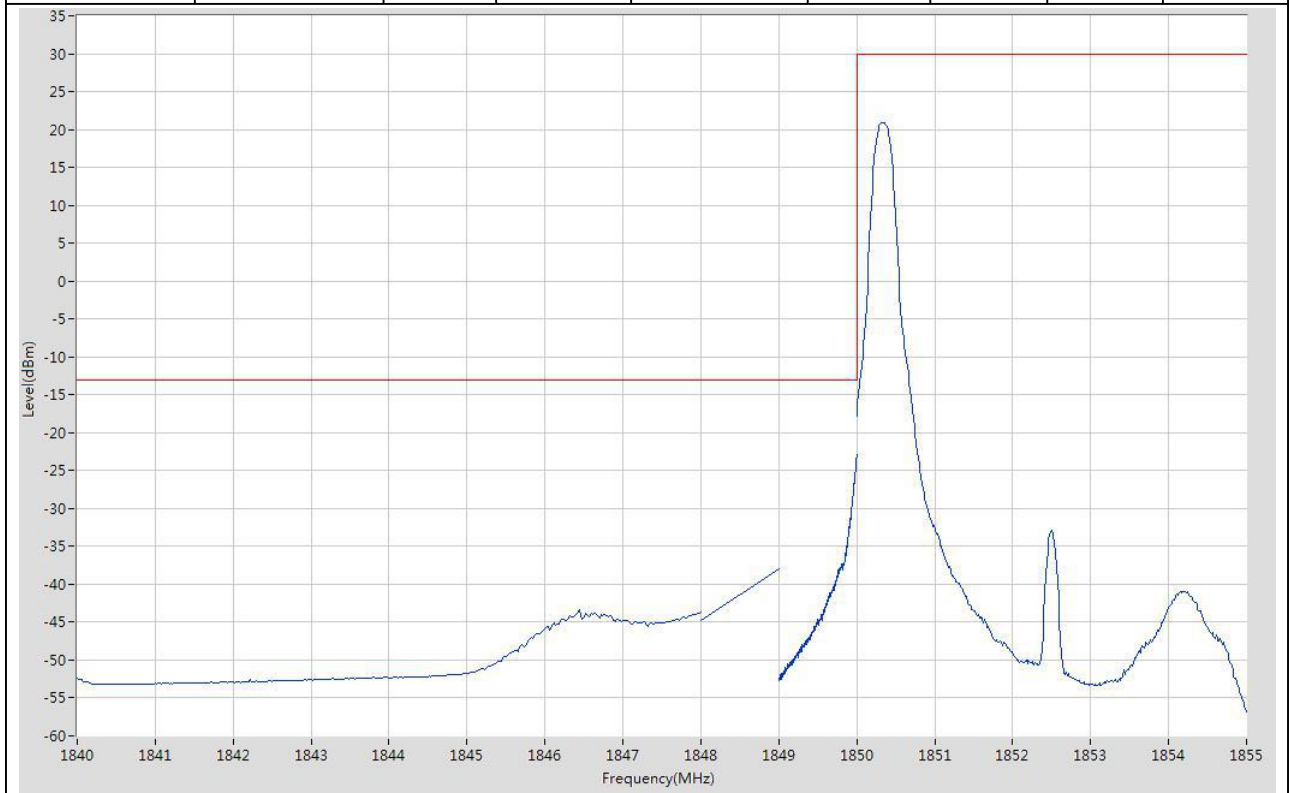
**8.16. LTE Band Edge(NTNV)(Subtest:16, Channel:19185, Bandwidth:3, Modulation:Q16, RB Number: 15, RB Position:HIGH)**

Start Frequency (MHz)	Stop Frequency (MHz)	RBW (MHz)	Detector	Frequency (MHz)	Power (dBm)	Limit (dBm)	Verdict	Sweep Point
1907	1910	0.1	RMS	1909.73	8.01	30	Pass	401
1910	1911	0.03	RMS	1910	-26.54	-13	Pass	401
1911	1912	1	RMS	1911	-23.36	-13	Pass	2
1912	1920	1	RMS	1912.04	-25.18	-13	Pass	401



**8.17. LTE Band Edge(NTNV)(Subtest:17, Channel:18625, Bandwidth:5, Modulation:QPSK, RB Number: 1, RB Position:LOW)**

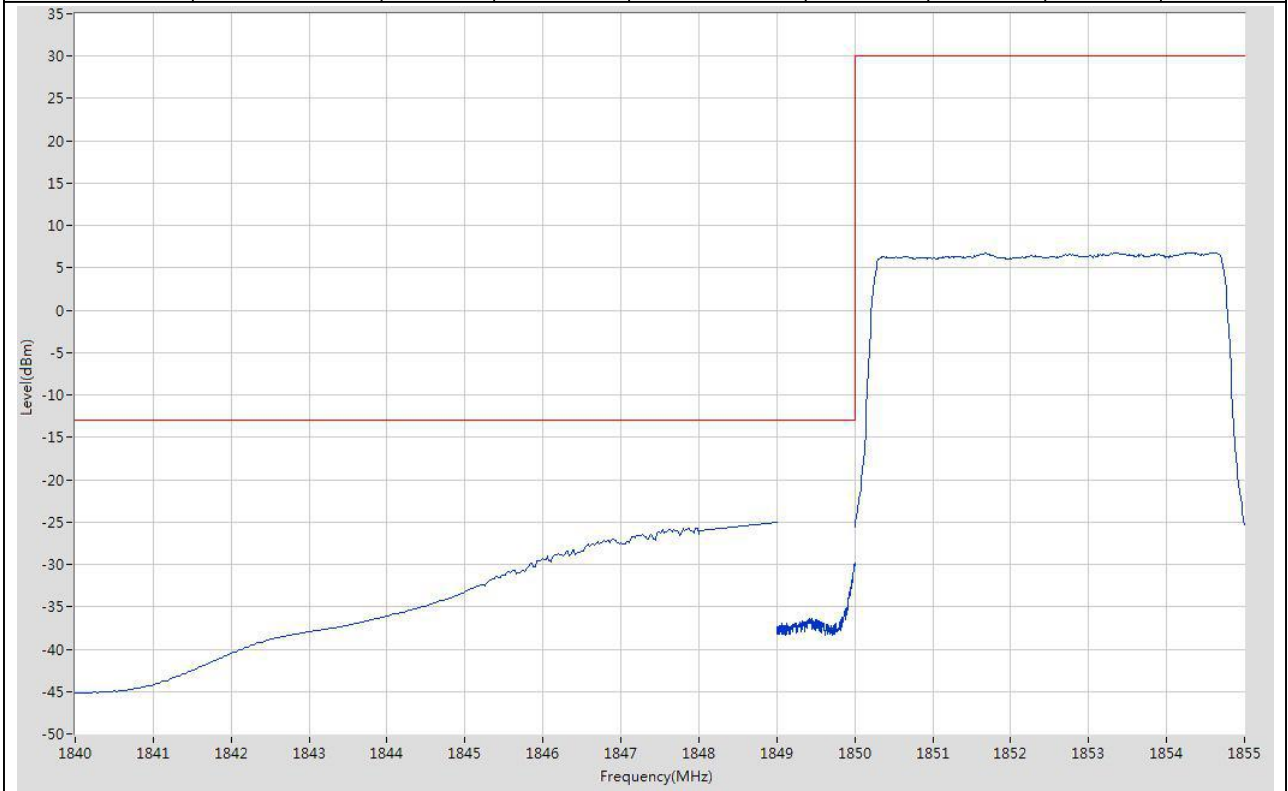
Start Frequency (MHz)	Stop Frequency (MHz)	RBW (MHz)	Detector	Frequency (MHz)	Power (dBm)	Limit (dBm)	Verdict	Sweep Point
1840	1848	1	RMS	1846.44	-43.41	-13	Pass	401
1848	1849	1	RMS	1849	-37.95	-13	Pass	2
1849	1850	0.051	RMS	1850	-22.87	-13	Pass	401
1850	1855	0.1	RMS	1850.35	20.95	30	Pass	401





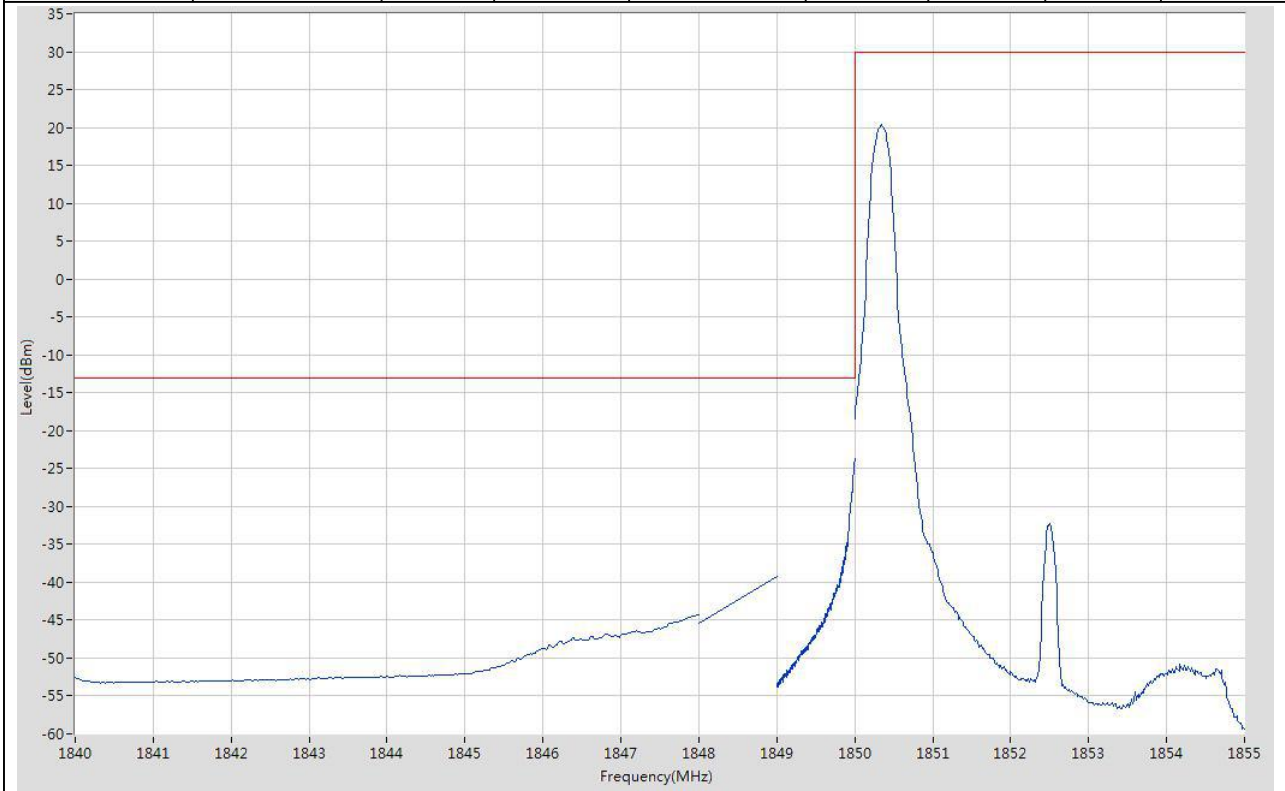
**8.18. LTE Band Edge(NTNV)(Subtest:18, Channel:18625, Bandwidth:5, Modulation:QPSK, RB Number: 25, RB Position:LOW)**

Start Frequency (MHz)	Stop Frequency (MHz)	RBW (MHz)	Detector	Frequency (MHz)	Power (dBm)	Limit (dBm)	Verdict	Sweep Point
1840	1848	1	RMS	1847.86	-25.68	-13	Pass	401
1848	1849	1	RMS	1849	-24.97	-13	Pass	2
1849	1850	0.051	RMS	1850	-29.91	-13	Pass	401
1850	1855	0.1	RMS	1854.275	6.81	30	Pass	401



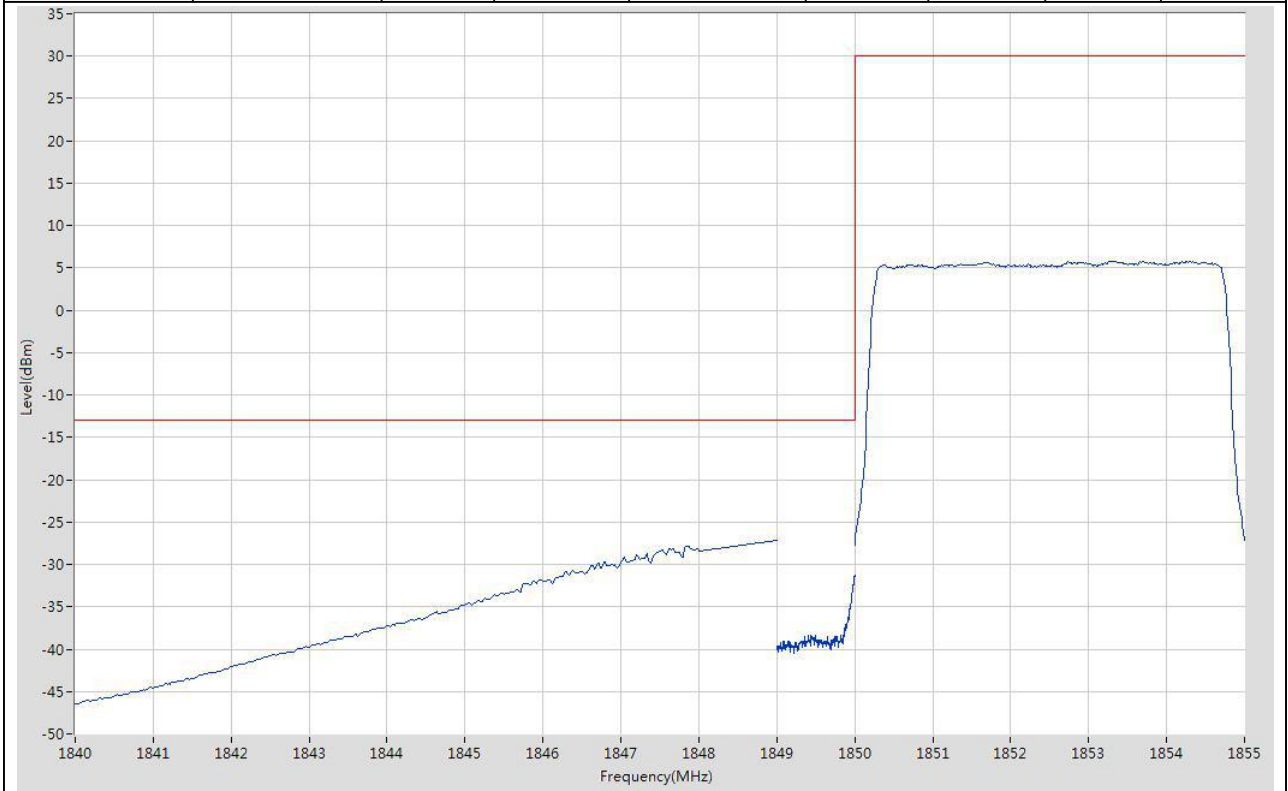
**8.19. LTE Band Edge(NTNV)(Subtest:19, Channel:18625, Bandwidth:5, Modulation:Q16, RB Number: 1, RB Position:LOW)**

Start Frequency (MHz)	Stop Frequency (MHz)	RBW (MHz)	Detector	Frequency (MHz)	Power (dBm)	Limit (dBm)	Verdict	Sweep Point
1840	1848	1	RMS	1848	-44.29	-13	Pass	401
1848	1849	1	RMS	1849	-39.27	-13	Pass	2
1849	1850	0.051	RMS	1850	-23.6	-13	Pass	401
1850	1855	0.1	RMS	1850.338	20.34	30	Pass	401



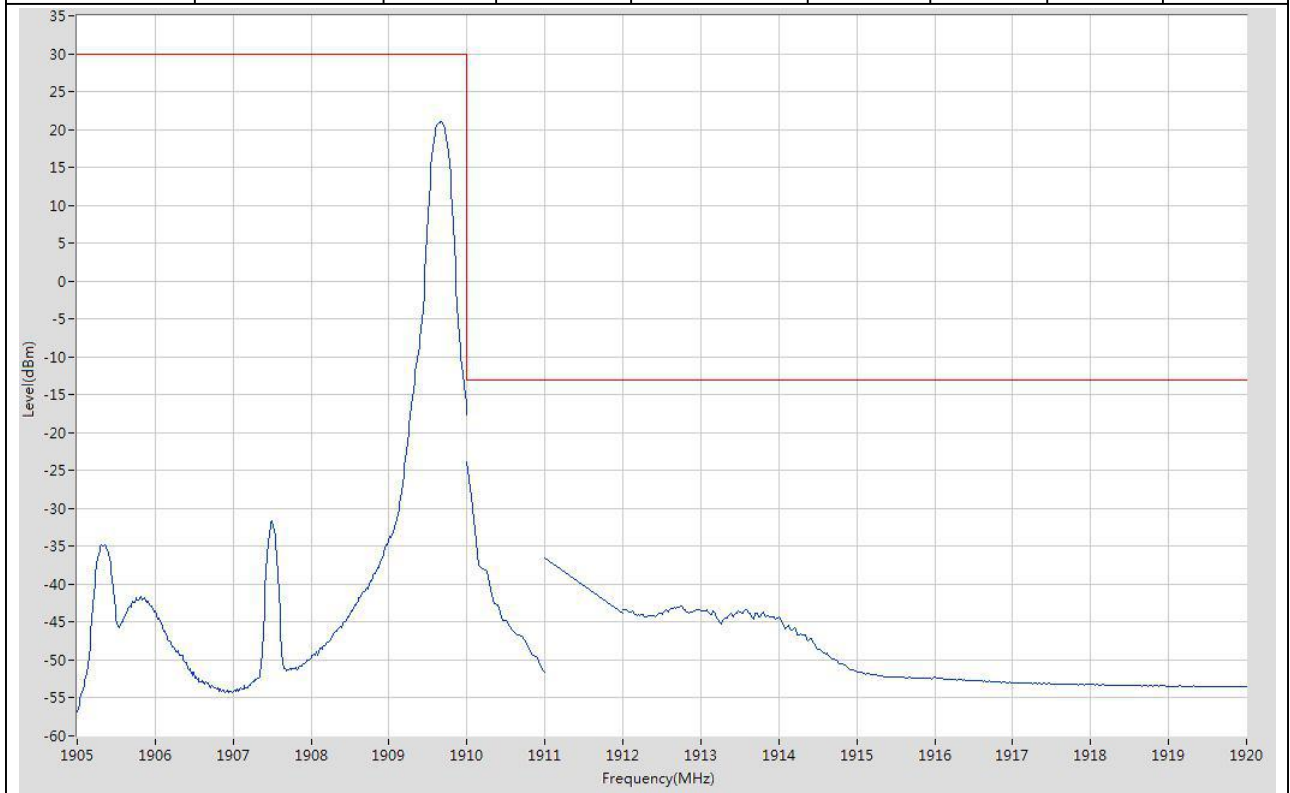
**8.20. LTE Band Edge(NTNV)(Subtest:20, Channel:18625, Bandwidth:5, Modulation:Q16, RB Number: 25, RB Position:LOW)**

Start Frequency (MHz)	Stop Frequency (MHz)	RBW (MHz)	Detector	Frequency (MHz)	Power (dBm)	Limit (dBm)	Verdict	Sweep Point
1840	1848	1	RMS	1847.88	-27.83	-13	Pass	401
1848	1849	1	RMS	1849	-27.13	-13	Pass	2
1849	1850	0.051	RMS	1850	-31.33	-13	Pass	401
1850	1855	0.1	RMS	1853.325	5.83	30	Pass	401



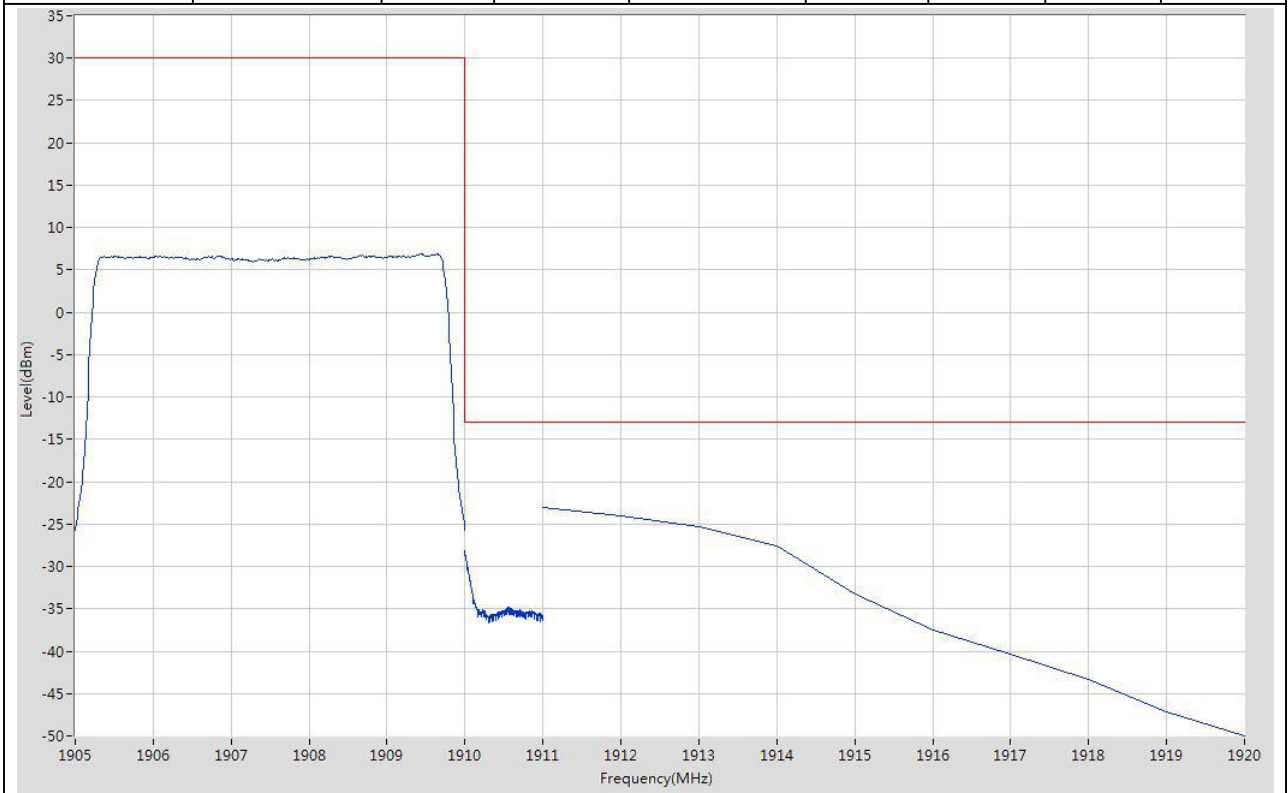
**8.21. LTE Band Edge(NTNV)(Subtest:21, Channel:19175, Bandwidth:5, Modulation:QPSK, RB Number: 1, RB Position:HIGH)**

Start Frequency (MHz)	Stop Frequency (MHz)	RBW (MHz)	Detector	Frequency (MHz)	Power (dBm)	Limit (dBm)	Verdict	Sweep Point
1905	1910	0.1	RMS	1909.675	21.01	30	Pass	401
1910	1911	0.05	RMS	1910	-23.78	-13	Pass	21
1911	1912	1	RMS	1911	-36.54	-13	Pass	2
1912	1920	1	RMS	1912.74	-42.9	-13	Pass	401



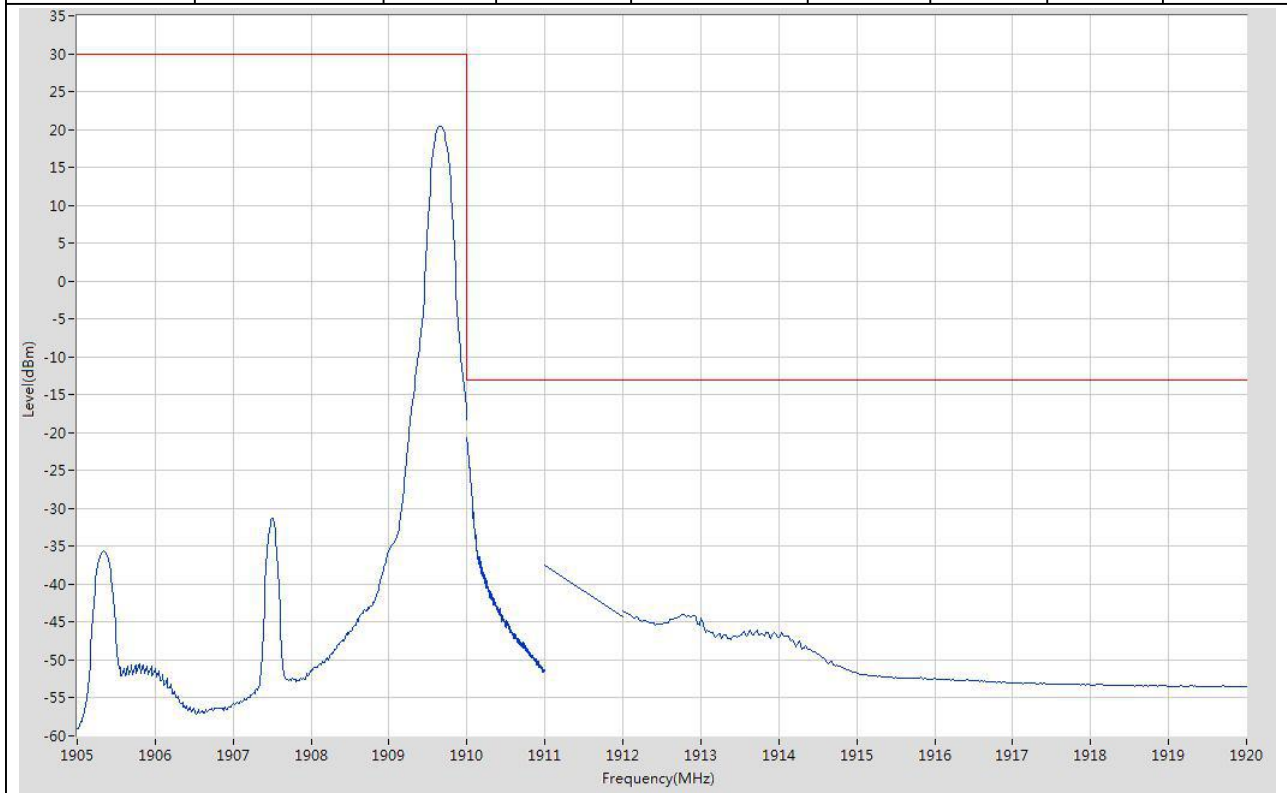
**8.22. LTE Band Edge(NTNV)(Subtest:22, Channel:19175, Bandwidth:5, Modulation:QPSK, RB Number: 25, RB Position:HIGH)**

Start Frequency (MHz)	Stop Frequency (MHz)	RBW (MHz)	Detector	Frequency (MHz)	Power (dBm)	Limit (dBm)	Verdict	Sweep Point
1905	1910	0.1	RMS	1909.425	6.91	30	Pass	401
1910	1911	0.051	RMS	1910	-28.1	-13	Pass	401
1911	1912	1	RMS	1911	-23.07	-13	Pass	2
1912	1920	1	RMS	1912	-24.02	-13	Pass	9



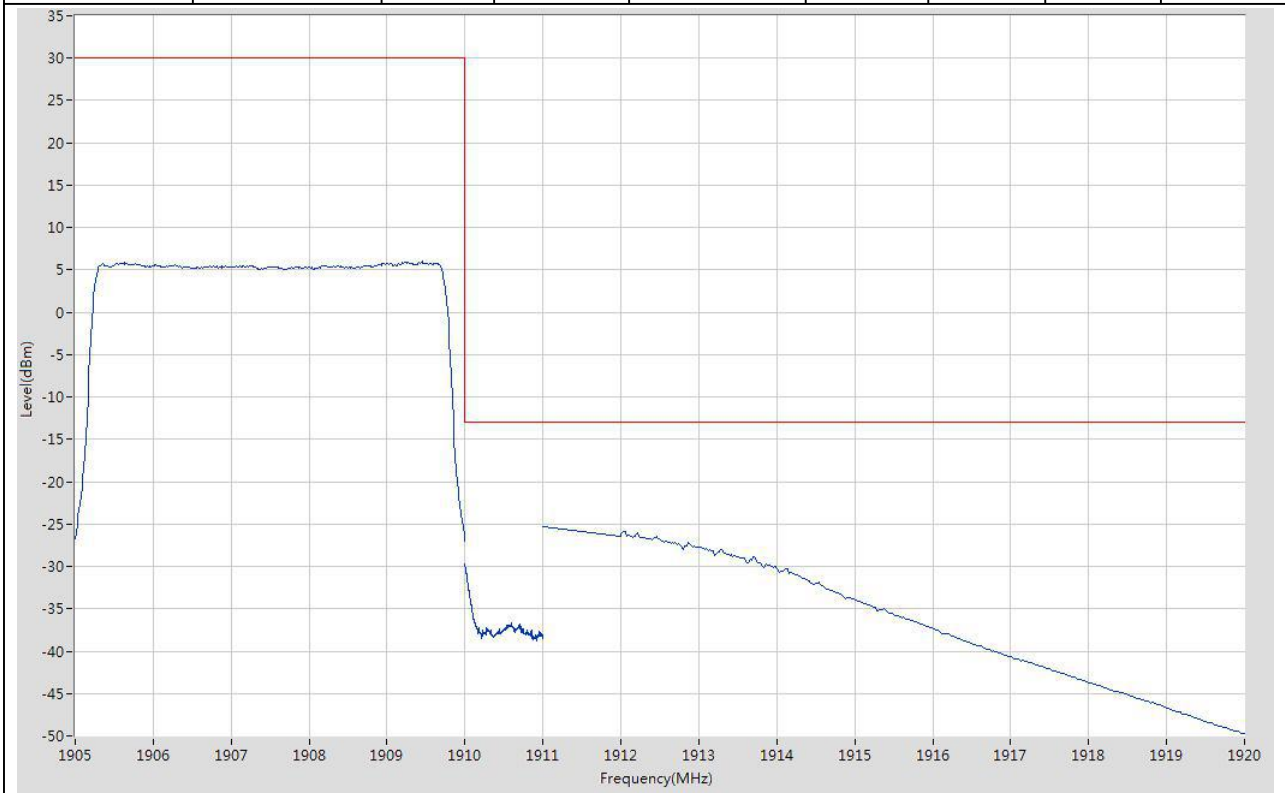
**8.23. LTE Band Edge(NTNV)(Subtest:23, Channel:19175, Bandwidth:5, Modulation:Q16, RB Number: 1, RB Position:HIGH)**

Start Frequency (MHz)	Stop Frequency (MHz)	RBW (MHz)	Detector	Frequency (MHz)	Power (dBm)	Limit (dBm)	Verdict	Sweep Point
1905	1910	0.1	RMS	1909.663	20.42	30	Pass	401
1910	1911	0.051	RMS	1910	-20.74	-13	Pass	401
1911	1912	1	RMS	1911	-37.45	-13	Pass	2
1912	1920	1	RMS	1912	-43.47	-13	Pass	401



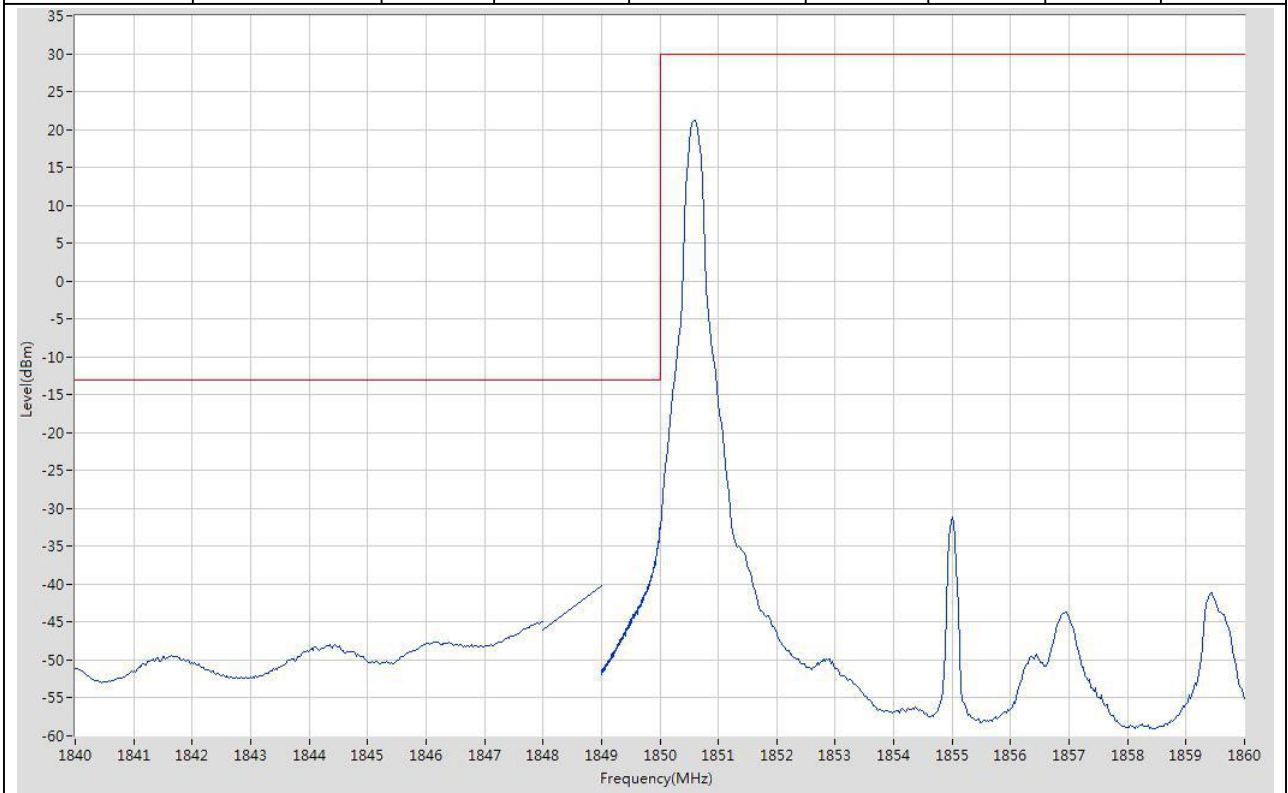
**8.24. LTE Band Edge(NTNV)(Subtest:24, Channel:19175, Bandwidth:5, Modulation:Q16, RB Number: 25, RB Position:HIGH)**

Start Frequency (MHz)	Stop Frequency (MHz)	RBW (MHz)	Detector	Frequency (MHz)	Power (dBm)	Limit (dBm)	Verdict	Sweep Point
1905	1910	0.1	RMS	1909.463	5.99	30	Pass	401
1910	1911	0.051	RMS	1910	-29.66	-13	Pass	401
1911	1912	1	RMS	1911	-25.34	-13	Pass	2
1912	1920	1	RMS	1912.04	-25.83	-13	Pass	401



**8.25. LTE Band Edge(NTNV)(Subtest:25, Channel:18650, Bandwidth:10, Modulation:QPSK, RB Number: 1, RB Position:LOW)**

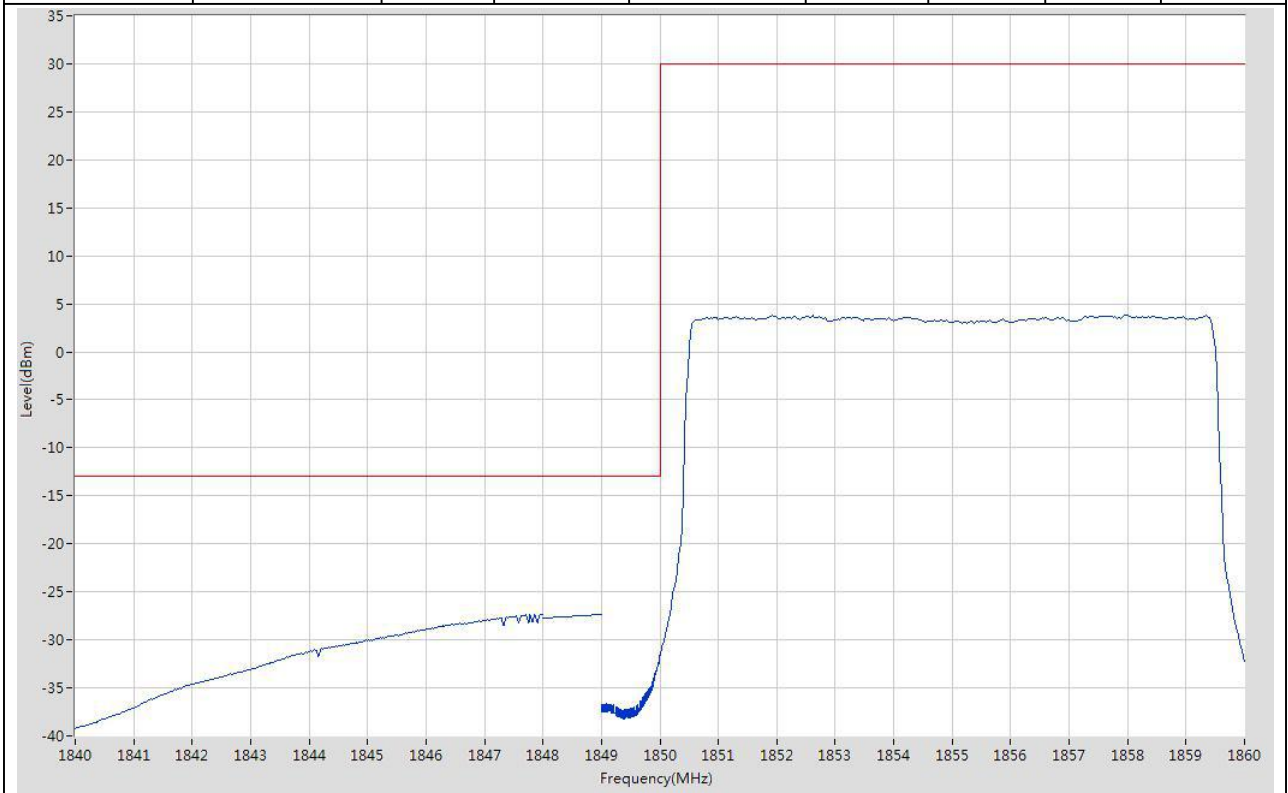
Start Frequency (MHz)	Stop Frequency (MHz)	RBW (MHz)	Detector	Frequency (MHz)	Power (dBm)	Limit (dBm)	Verdict	Sweep Point
1840	1848	1	RMS	1848	-44.95	-13	Pass	401
1848	1849	1	RMS	1849	-40.2	-13	Pass	2
1849	1850	0.1	RMS	1849.998	-32.59	-13	Pass	401
1850	1860	0.1	RMS	1850.6	21.13	30	Pass	401





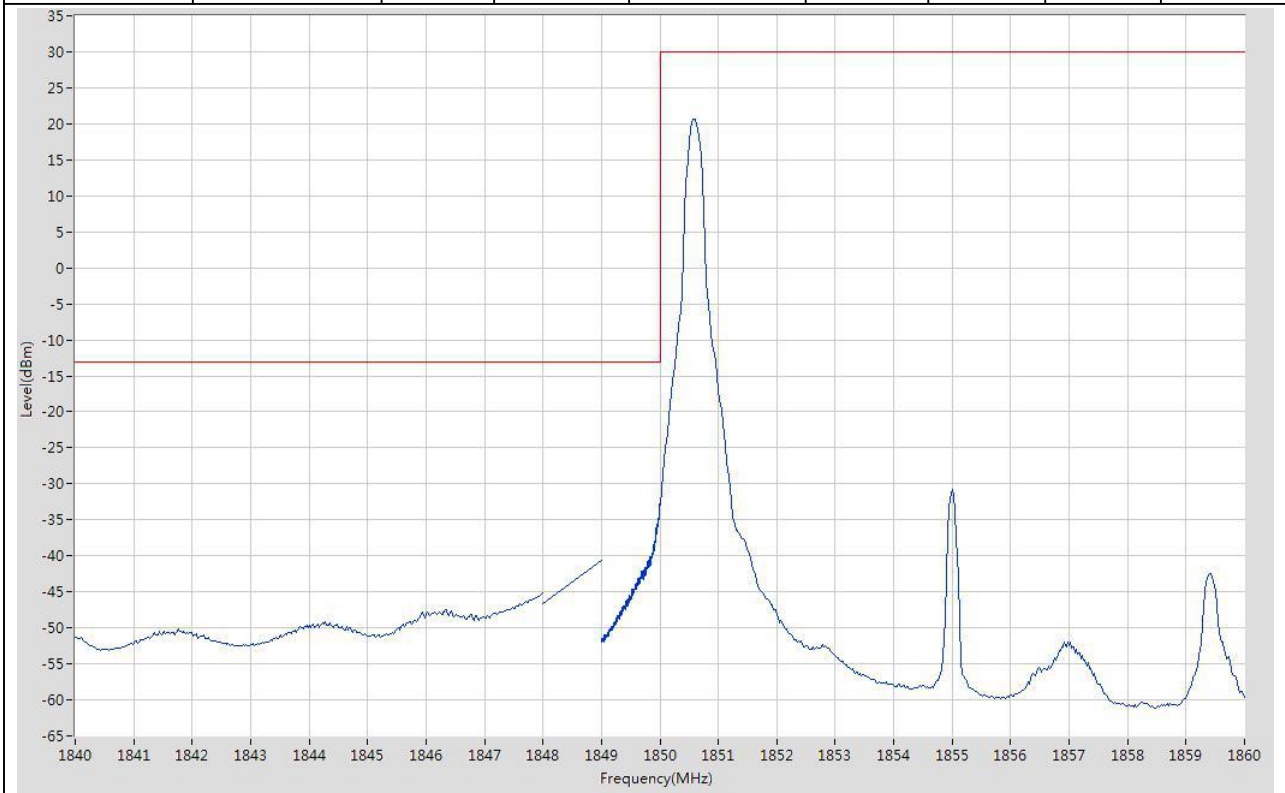
**8.26. LTE Band Edge(NTNV)(Subtest:26, Channel:18650, Bandwidth:10, Modulation:QPSK, RB Number: 50, RB Position:LOW)**

Start Frequency (MHz)	Stop Frequency (MHz)	RBW (MHz)	Detector	Frequency (MHz)	Power (dBm)	Limit (dBm)	Verdict	Sweep Point
1840	1848	1	RMS	1847.98	-27.32	-13	Pass	401
1848	1849	1	RMS	1849	-27.39	-13	Pass	2
1849	1850	0.1	RMS	1850	-31.49	-13	Pass	401
1850	1860	0.1	RMS	1857.975	3.84	30	Pass	401



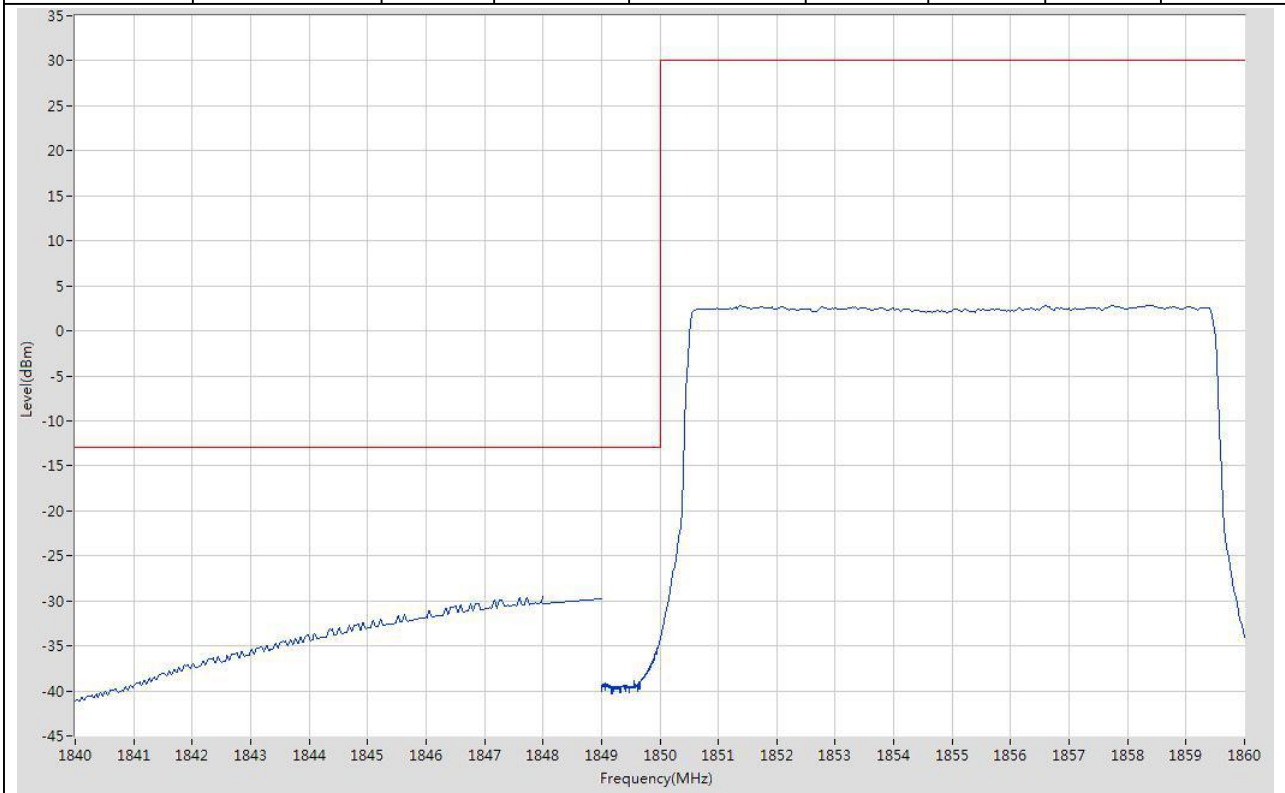
**8.27. LTE Band Edge(NTNV)(Subtest:27, Channel:18650, Bandwidth:10, Modulation:Q16, RB Number: 1, RB Position:LOW)**

Start Frequency (MHz)	Stop Frequency (MHz)	RBW (MHz)	Detector	Frequency (MHz)	Power (dBm)	Limit (dBm)	Verdict	Sweep Point
1840	1848	1	RMS	1848	-45.12	-13	Pass	401
1848	1849	1	RMS	1849	-40.67	-13	Pass	2
1849	1850	0.1	RMS	1850	-32.66	-13	Pass	401
1850	1860	0.1	RMS	1850.6	20.59	30	Pass	401



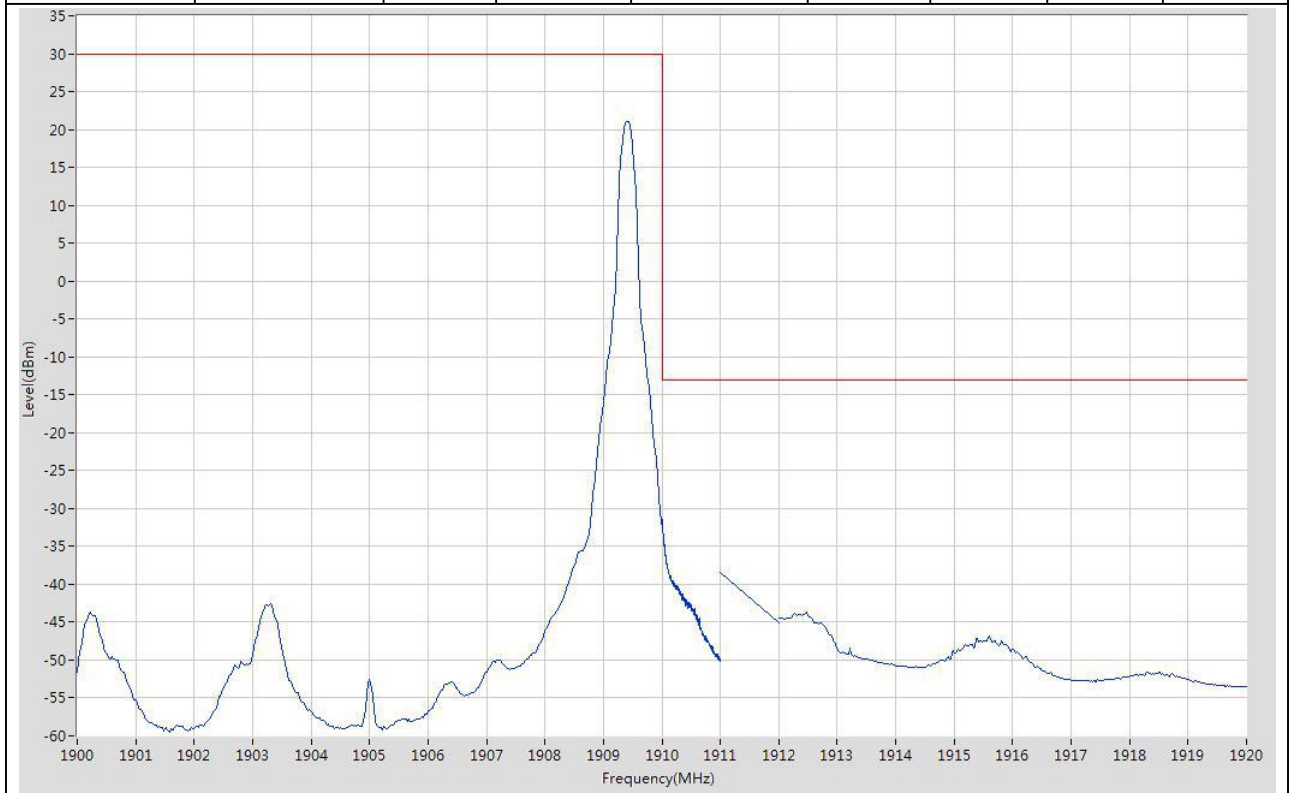
**8.28. LTE Band Edge(NTNV)(Subtest:28, Channel:18650, Bandwidth:10, Modulation:Q16, RB Number: 50, RB Position:LOW)**

Start Frequency (MHz)	Stop Frequency (MHz)	RBW (MHz)	Detector	Frequency (MHz)	Power (dBm)	Limit (dBm)	Verdict	Sweep Point
1840	1848	1	RMS	1848	-29.5	-13	Pass	401
1848	1849	1	RMS	1849	-29.75	-13	Pass	2
1849	1850	0.1	RMS	1850	-34.34	-13	Pass	401
1850	1860	0.1	RMS	1858.4	2.84	30	Pass	401



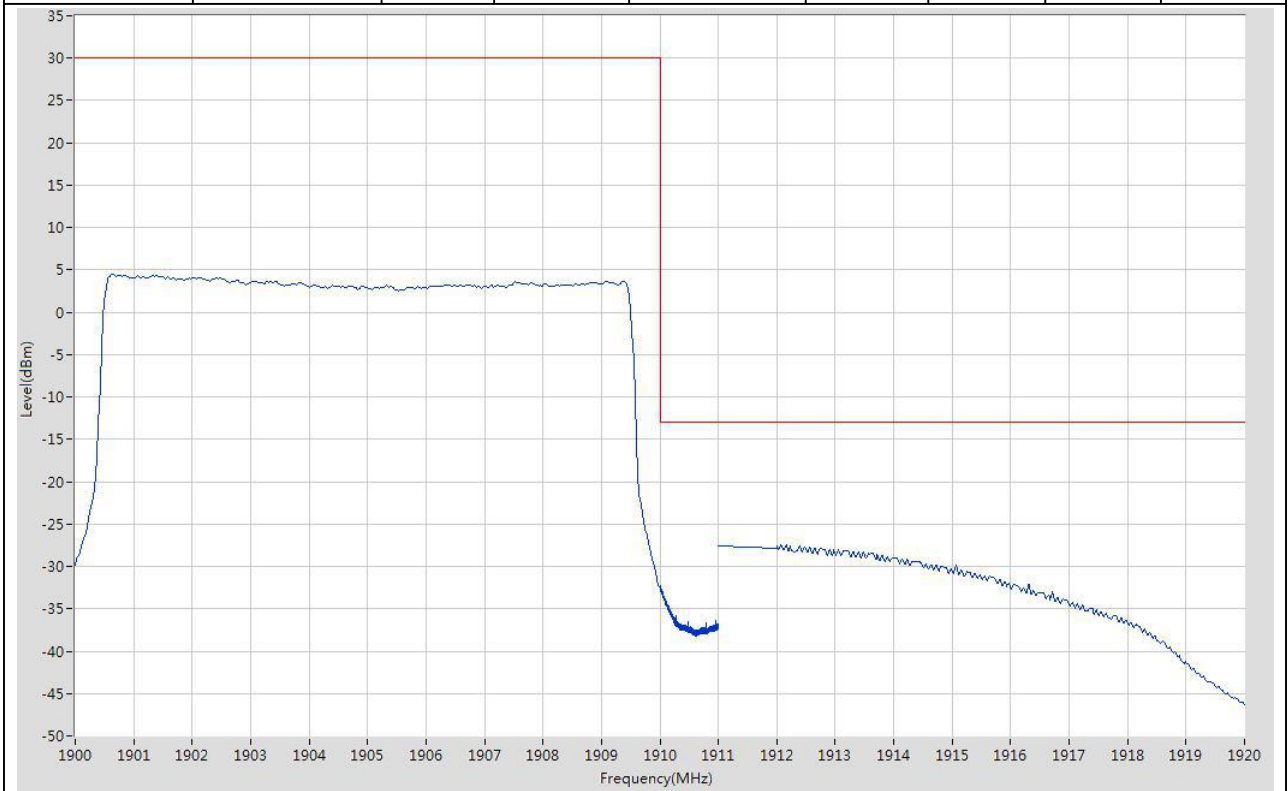
**8.29. LTE Band Edge(NTNV)(Subtest:29, Channel:19150, Bandwidth:10, Modulation:QPSK, RB Number: 1, RB Position:HIGH)**

Start Frequency (MHz)	Stop Frequency (MHz)	RBW (MHz)	Detector	Frequency (MHz)	Power (dBm)	Limit (dBm)	Verdict	Sweep Point
1900	1910	0.1	RMS	1909.4	21.06	30	Pass	401
1910	1911	0.1	RMS	1910	-31.38	-13	Pass	401
1911	1912	1	RMS	1911	-38.42	-13	Pass	2
1912	1920	1	RMS	1912.48	-43.73	-13	Pass	401



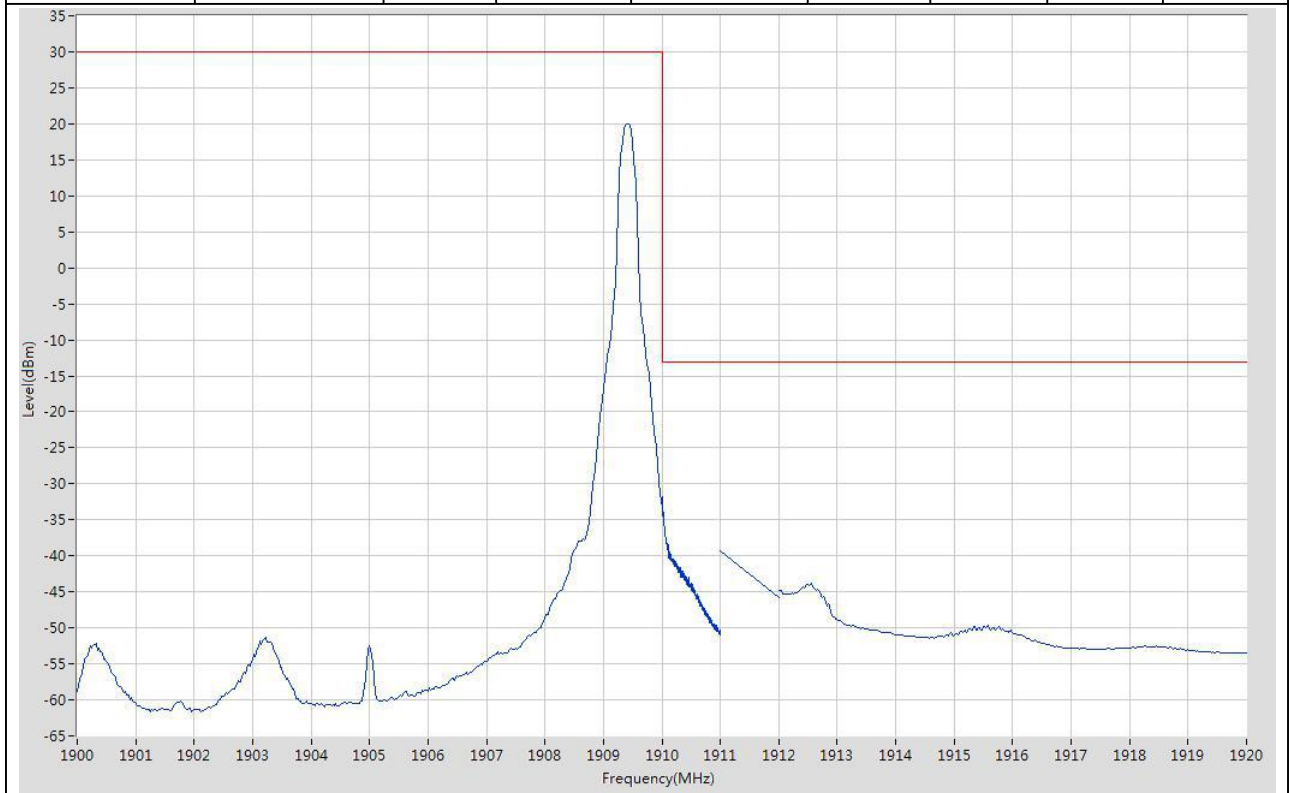
**8.30. LTE Band Edge(NTNV)(Subtest:30, Channel:19150, Bandwidth:10, Modulation:QPSK, RB Number: 50, RB Position:HIGH)**

Start Frequency (MHz)	Stop Frequency (MHz)	RBW (MHz)	Detector	Frequency (MHz)	Power (dBm)	Limit (dBm)	Verdict	Sweep Point
1900	1910	0.1	RMS	1900.65	4.45	30	Pass	401
1910	1911	0.1	RMS	1910.003	-32.22	-13	Pass	401
1911	1912	1	RMS	1911	-27.52	-13	Pass	2
1912	1920	1	RMS	1912.06	-27.43	-13	Pass	401



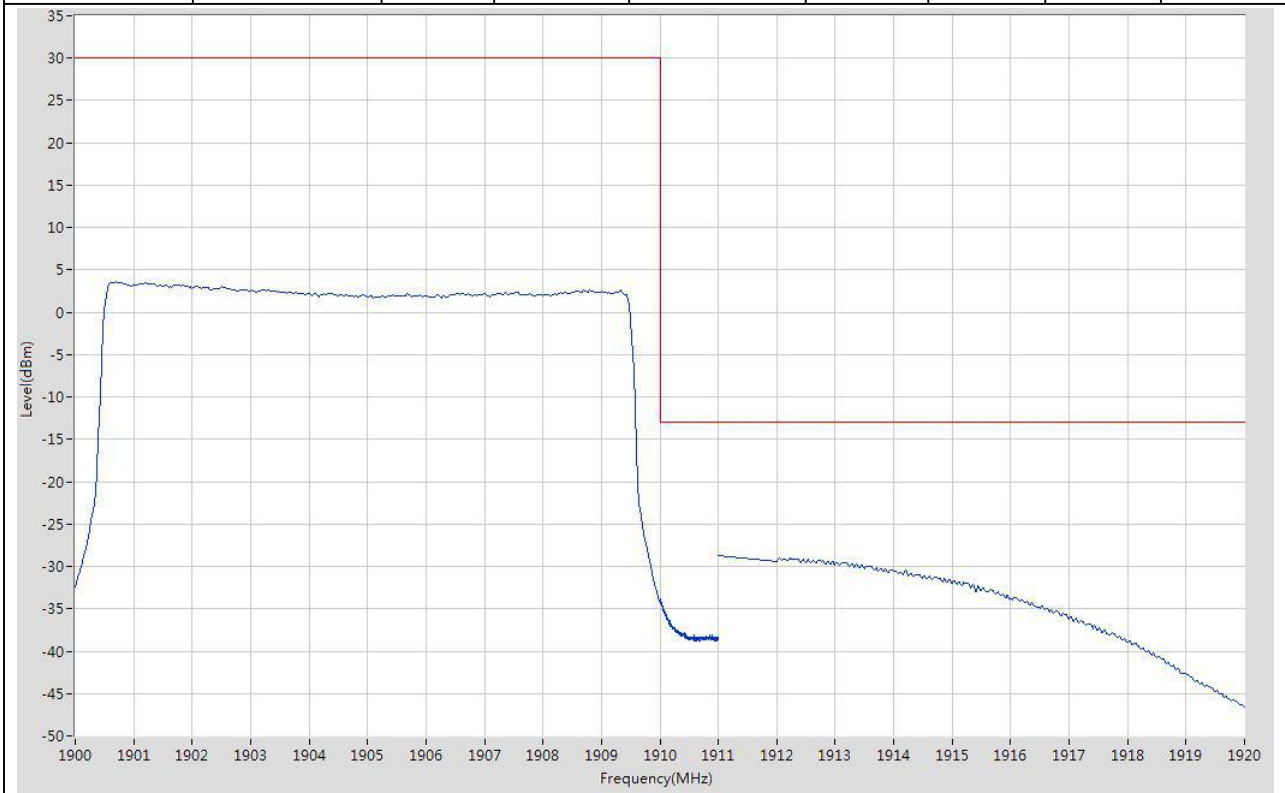
**8.31. LTE Band Edge(NTNV)(Subtest:31, Channel:19150, Bandwidth:10, Modulation:Q16, RB Number: 1, RB Position:HIGH)**

Start Frequency (MHz)	Stop Frequency (MHz)	RBW (MHz)	Detector	Frequency (MHz)	Power (dBm)	Limit (dBm)	Verdict	Sweep Point
1900	1910	0.1	RMS	1909.4	19.97	30	Pass	401
1910	1911	0.1	RMS	1910	-31.71	-13	Pass	401
1911	1912	1	RMS	1911	-39.36	-13	Pass	2
1912	1920	1	RMS	1912.56	-43.76	-13	Pass	401



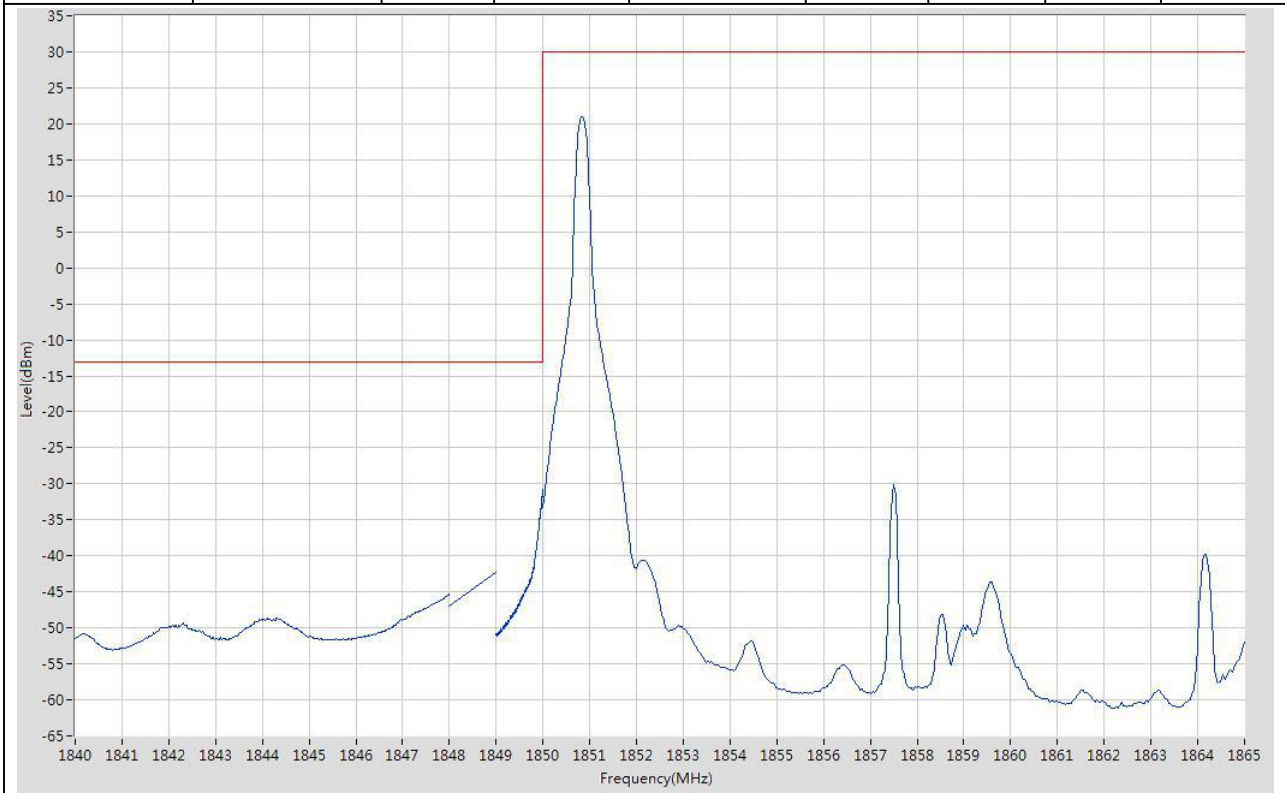
**8.32. LTE Band Edge(NTNV)(Subtest:32, Channel:19150, Bandwidth:10, Modulation:Q16, RB Number: 50, RB Position:HIGH)**

Start Frequency (MHz)	Stop Frequency (MHz)	RBW (MHz)	Detector	Frequency (MHz)	Power (dBm)	Limit (dBm)	Verdict	Sweep Point
1900	1910	0.1	RMS	1900.7	3.59	30	Pass	401
1910	1911	0.1	RMS	1910.015	-33.84	-13	Pass	401
1911	1912	1	RMS	1911	-28.75	-13	Pass	2
1912	1920	1	RMS	1912.04	-29.03	-13	Pass	401



**8.33. LTE Band Edge(NTNV)(Subtest:33, Channel:18675, Bandwidth:15, Modulation:QPSK, RB Number: 1, RB Position:LOW)**

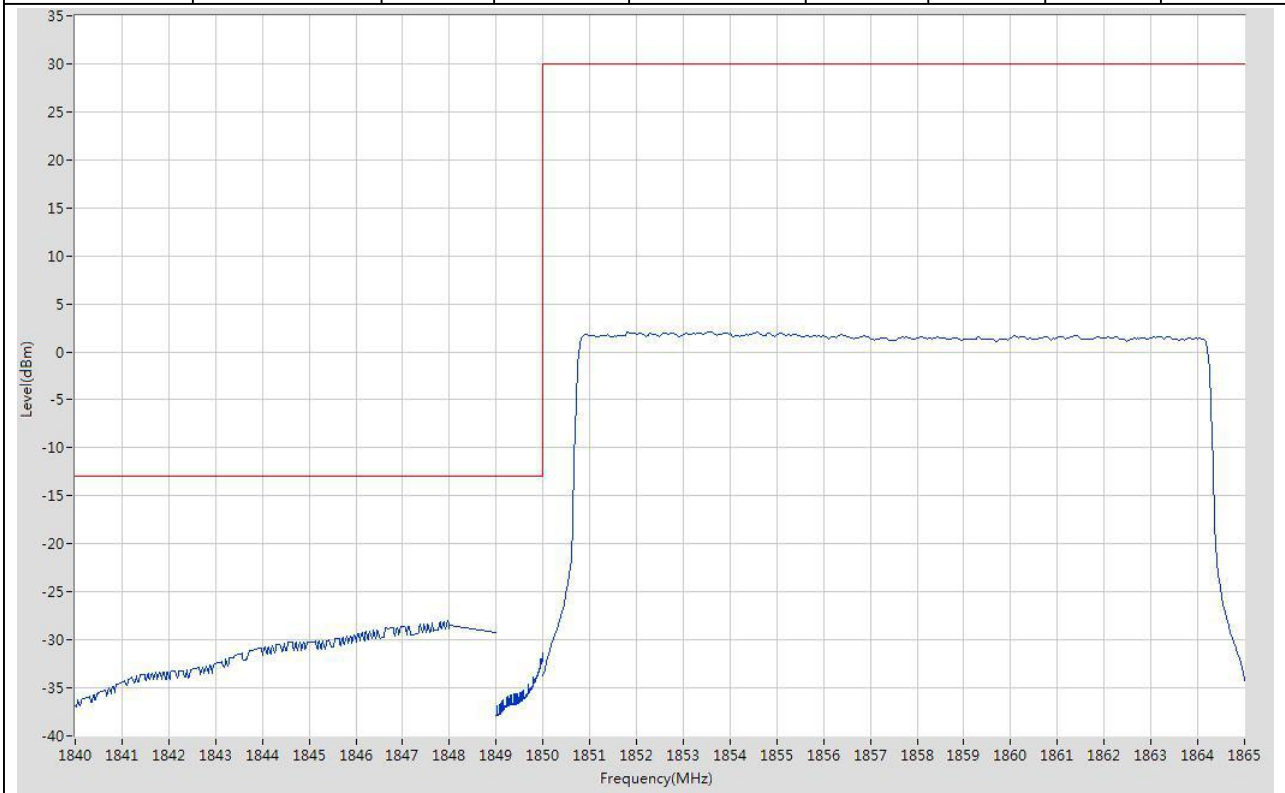
Start Frequency (MHz)	Stop Frequency (MHz)	RBW (MHz)	Detector	Frequency (MHz)	Power (dBm)	Limit (dBm)	Verdict	Sweep Point
1840	1848	1	RMS	1848	-45.25	-13	Pass	401
1848	1849	1	RMS	1849	-42.25	-13	Pass	2
1849	1850	0.15	RMS	1850	-30.82	-13	Pass	401
1850	1865	0.1	RMS	1850.825	21	30	Pass	401





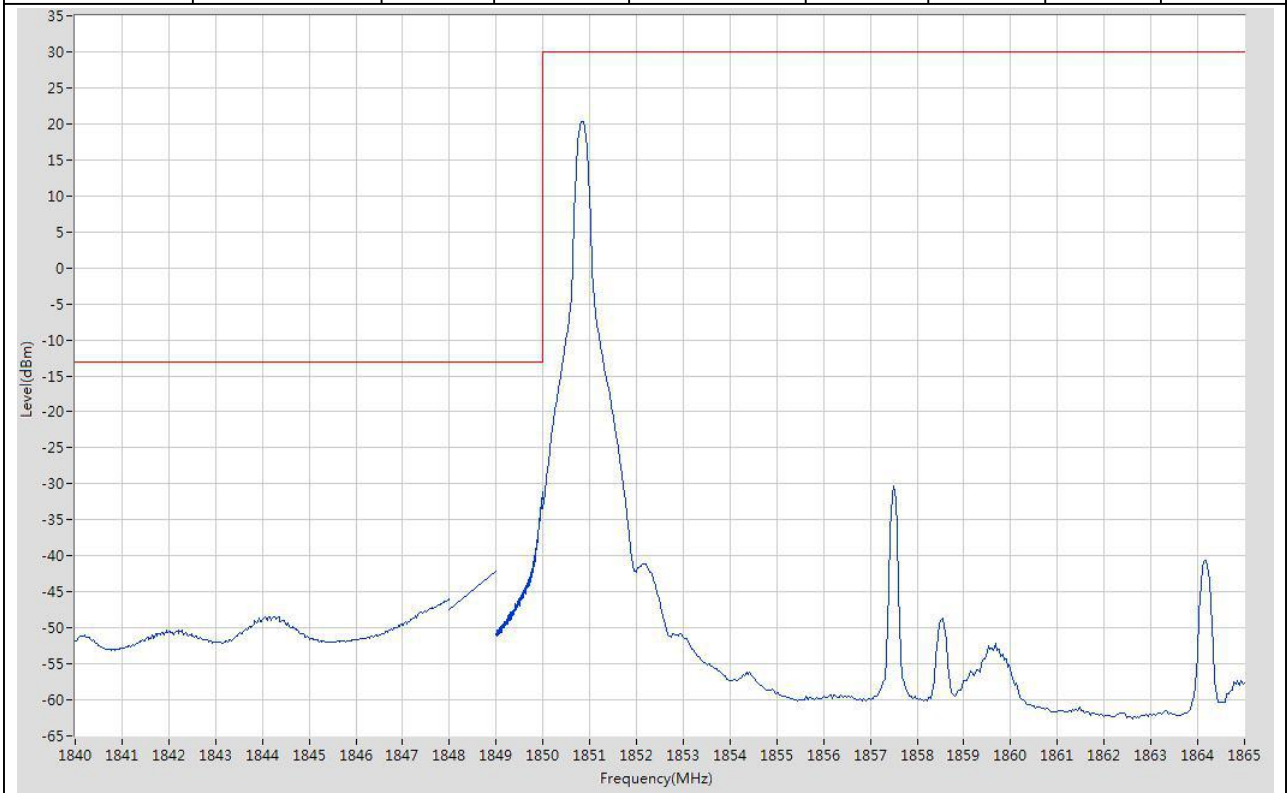
**8.34. LTE Band Edge(NTNV)(Subtest:34, Channel:18675, Bandwidth:15, Modulation:QPSK, RB Number: 75, RB Position:LOW)**

Start Frequency (MHz)	Stop Frequency (MHz)	RBW (MHz)	Detector	Frequency (MHz)	Power (dBm)	Limit (dBm)	Verdict	Sweep Point
1840	1848	1	RMS	1847.96	-28.01	-13	Pass	401
1848	1849	1	RMS	1848	-28.5	-13	Pass	2
1849	1850	0.15	RMS	1849.998	-31.38	-13	Pass	401
1850	1865	0.1	RMS	1853.563	2.13	30	Pass	401



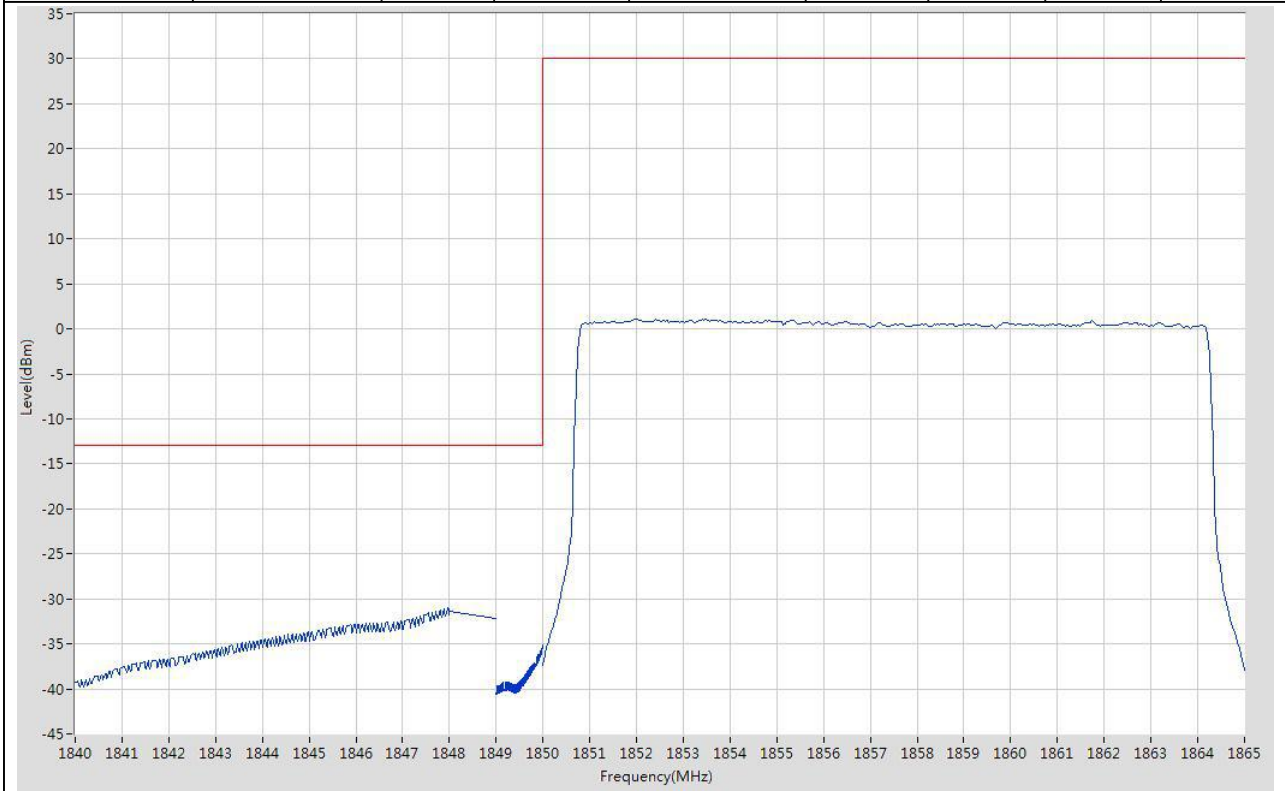
**8.35. LTE Band Edge(NTNV)(Subtest:35, Channel:18675, Bandwidth:15, Modulation:Q16, RB Number: 1, RB Position:LOW)**

Start Frequency (MHz)	Stop Frequency (MHz)	RBW (MHz)	Detector	Frequency (MHz)	Power (dBm)	Limit (dBm)	Verdict	Sweep Point
1840	1848	1	RMS	1848	-45.9	-13	Pass	401
1848	1849	1	RMS	1849	-42.05	-13	Pass	2
1849	1850	0.15	RMS	1850	-31.05	-13	Pass	401
1850	1865	0.1	RMS	1850.825	20.29	30	Pass	401



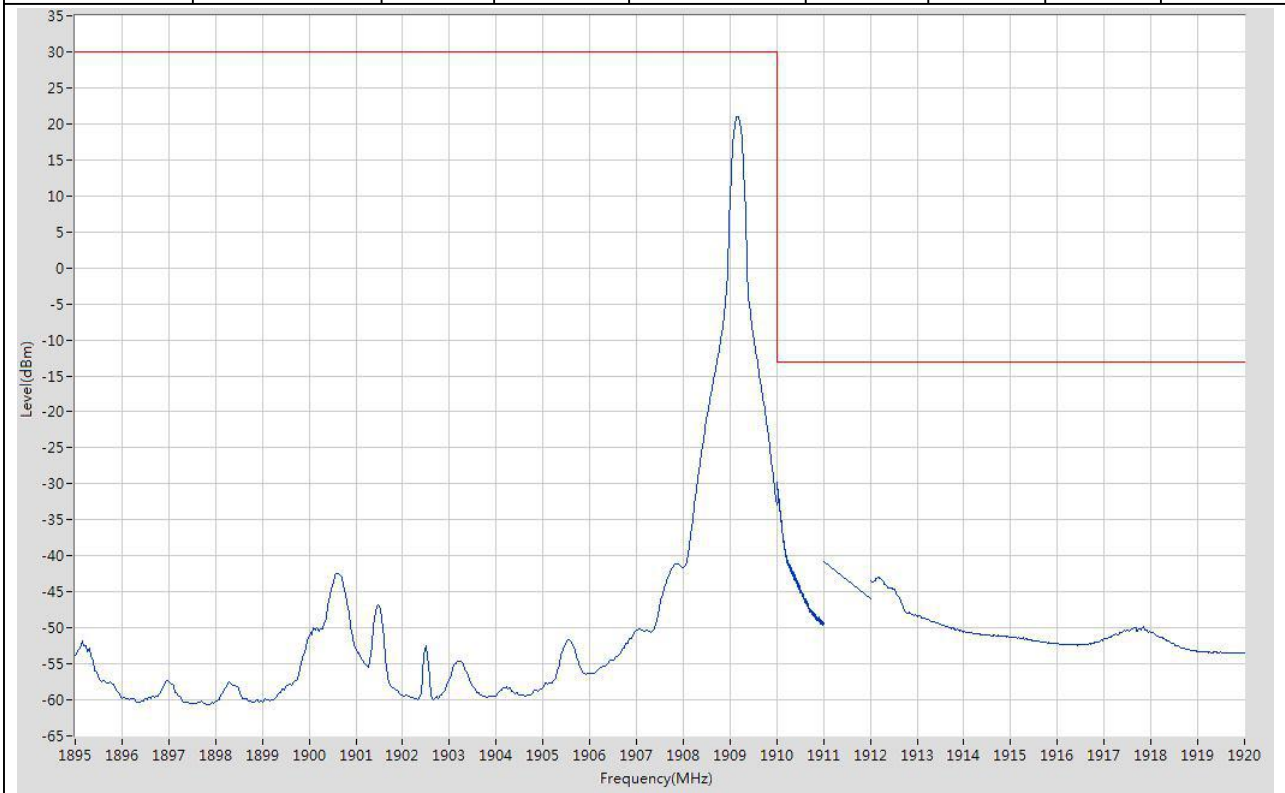
**8.36. LTE Band Edge(NTNV)(Subtest:36, Channel:18675, Bandwidth:15, Modulation:Q16, RB Number: 75, RB Position:LOW)**

Start Frequency (MHz)	Stop Frequency (MHz)	RBW (MHz)	Detector	Frequency (MHz)	Power (dBm)	Limit (dBm)	Verdict	Sweep Point
1840	1848	1	RMS	1847.96	-30.96	-13	Pass	401
1848	1849	1	RMS	1848	-31.39	-13	Pass	2
1849	1850	0.15	RMS	1849.995	-35.07	-13	Pass	401
1850	1865	0.1	RMS	1851.95	1.1	30	Pass	401



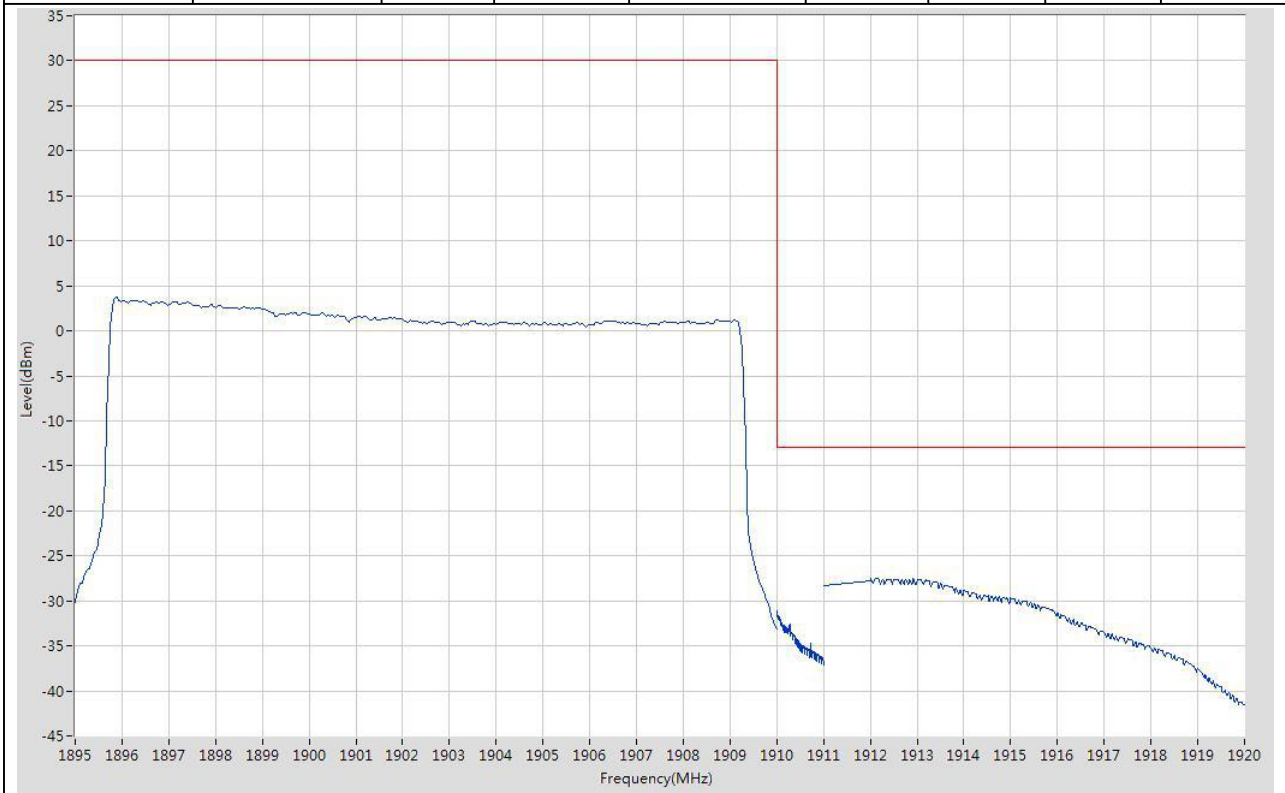
**8.37. LTE Band Edge(NTNV)(Subtest:37, Channel:19125, Bandwidth:15, Modulation:QPSK, RB Number: 1, RB Position:HIGH)**

Start Frequency (MHz)	Stop Frequency (MHz)	RBW (MHz)	Detector	Frequency (MHz)	Power (dBm)	Limit (dBm)	Verdict	Sweep Point
1895	1910	0.1	RMS	1909.175	21.03	30	Pass	401
1910	1911	0.15	RMS	1910	-29.82	-13	Pass	401
1911	1912	1	RMS	1911	-40.76	-13	Pass	2
1912	1920	1	RMS	1912.18	-42.96	-13	Pass	401



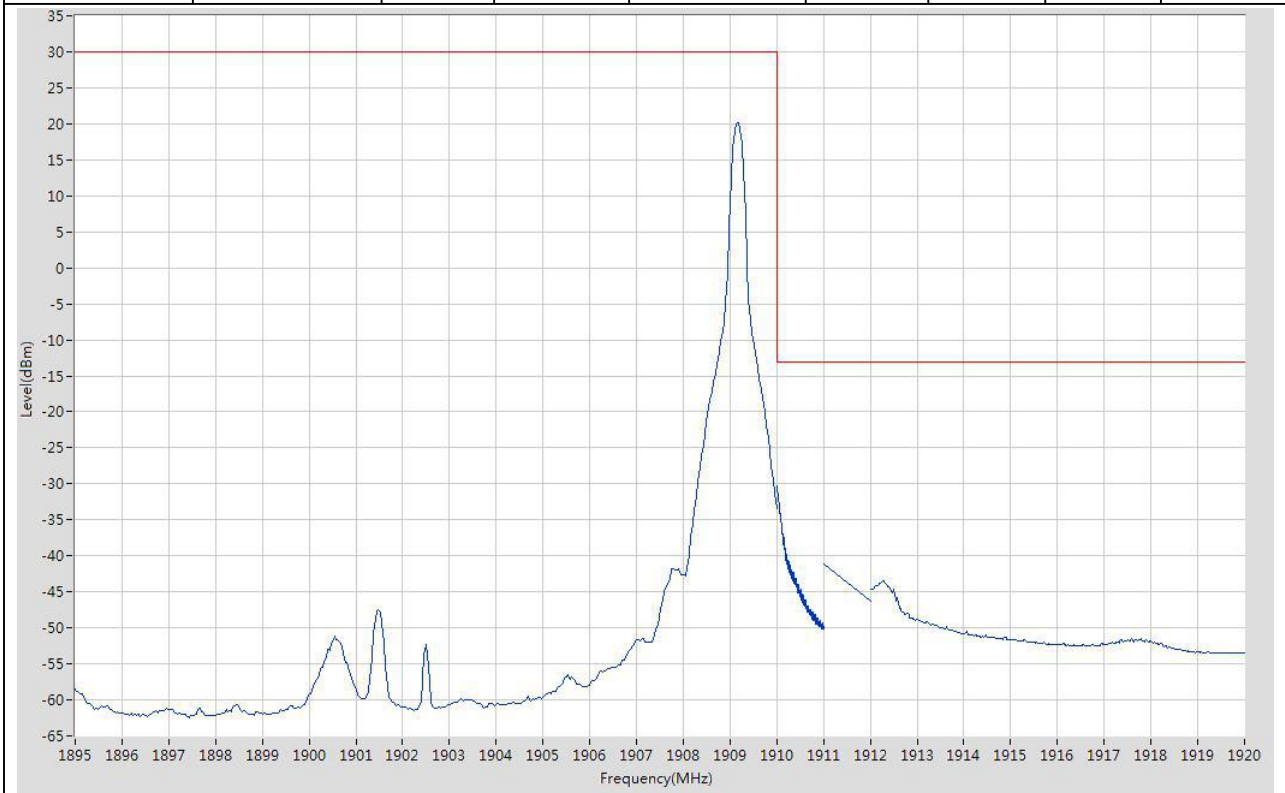
**8.38. LTE Band Edge(NTNV)(Subtest:38, Channel:19125, Bandwidth:15, Modulation:QPSK, RB Number: 75, RB Position:HIGH)**

Start Frequency (MHz)	Stop Frequency (MHz)	RBW (MHz)	Detector	Frequency (MHz)	Power (dBm)	Limit (dBm)	Verdict	Sweep Point
1895	1910	0.1	RMS	1895.9	3.74	30	Pass	401
1910	1911	0.15	RMS	1910	-31.08	-13	Pass	401
1911	1912	1	RMS	1912	-27.74	-13	Pass	2
1912	1920	1	RMS	1912.02	-27.44	-13	Pass	401



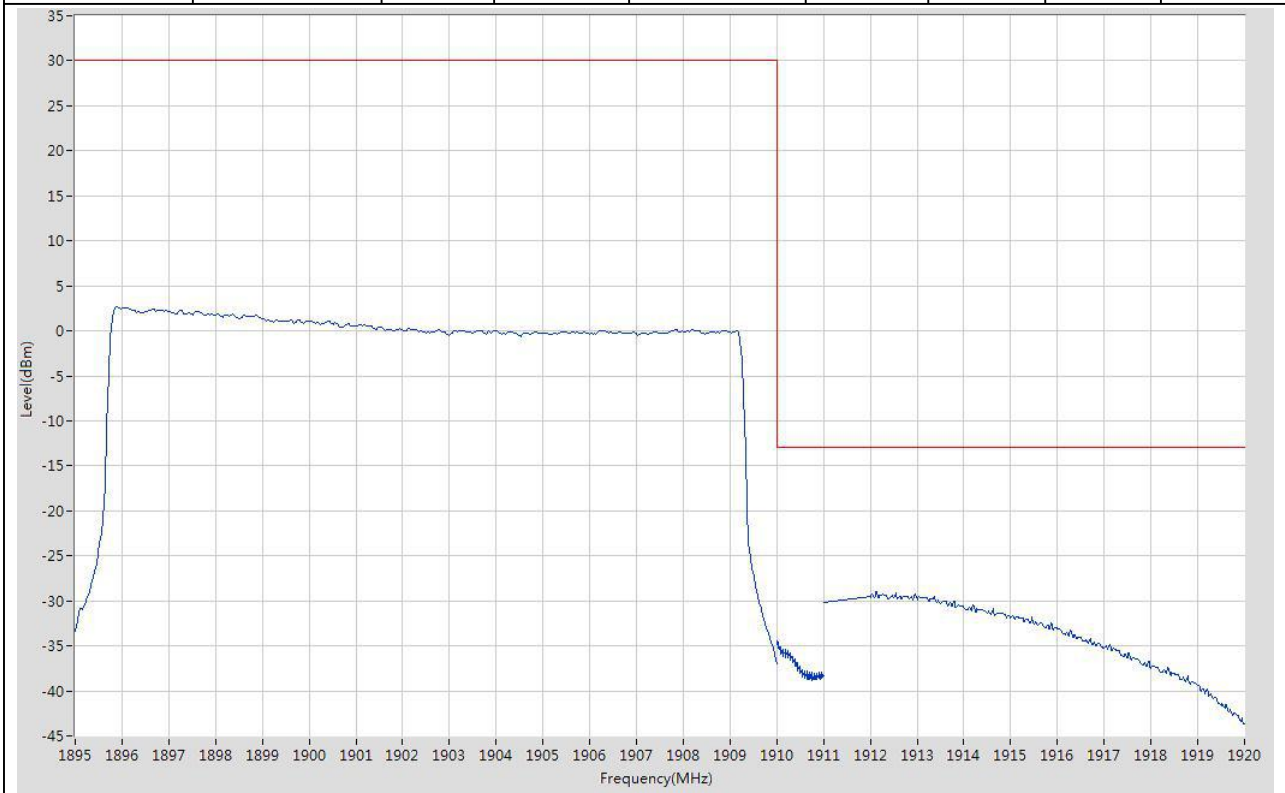
**8.39. LTE Band Edge(NTNV)(Subtest:39, Channel:19125, Bandwidth:15, Modulation:Q16, RB Number: 1, RB Position:HIGH)**

Start Frequency (MHz)	Stop Frequency (MHz)	RBW (MHz)	Detector	Frequency (MHz)	Power (dBm)	Limit (dBm)	Verdict	Sweep Point
1895	1910	0.1	RMS	1909.175	20.09	30	Pass	401
1910	1911	0.15	RMS	1910.005	-30.24	-13	Pass	401
1911	1912	1	RMS	1911	-41.19	-13	Pass	2
1912	1920	1	RMS	1912.26	-43.47	-13	Pass	401



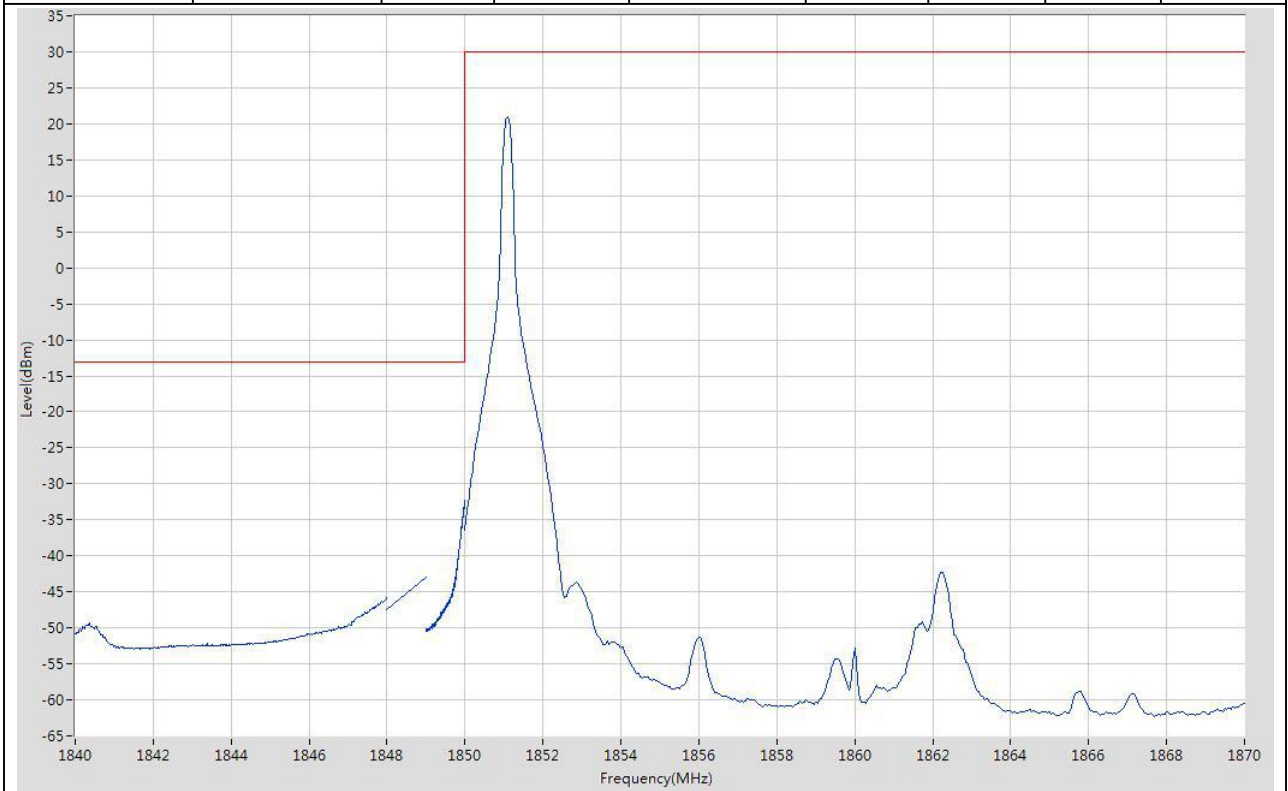
**8.40. LTE Band Edge(NTNV)(Subtest:40, Channel:19125, Bandwidth:15, Modulation:Q16, RB Number: 75, RB Position:HIGH)**

Start Frequency (MHz)	Stop Frequency (MHz)	RBW (MHz)	Detector	Frequency (MHz)	Power (dBm)	Limit (dBm)	Verdict	Sweep Point
1895	1910	0.1	RMS	1895.9	2.7	30	Pass	401
1910	1911	0.15	RMS	1910.003	-34.47	-13	Pass	401
1911	1912	1	RMS	1912	-29.54	-13	Pass	2
1912	1920	1	RMS	1912.12	-28.98	-13	Pass	401



**8.41. LTE Band Edge(NTNV)(Subtest:41, Channel:18700, Bandwidth:20, Modulation:QPSK, RB Number: 1, RB Position:LOW)**

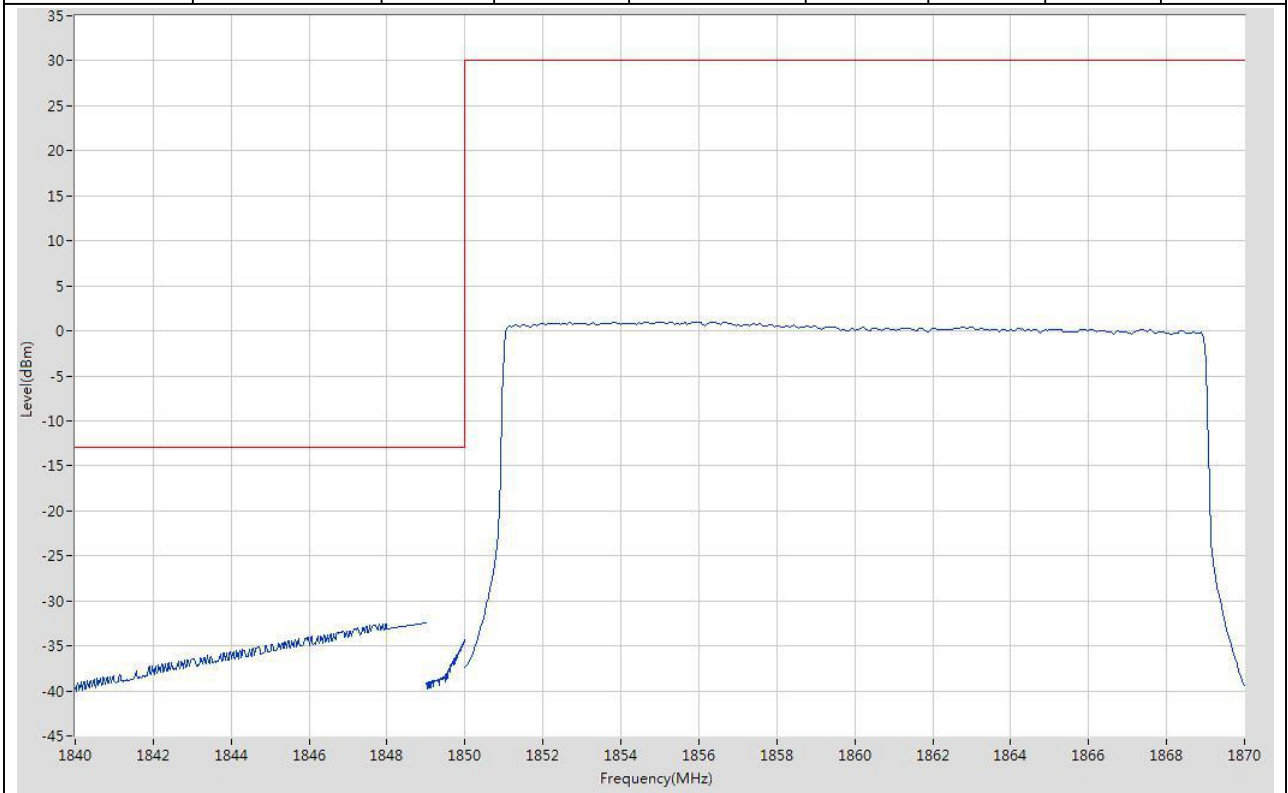
Start Frequency (MHz)	Stop Frequency (MHz)	RBW (MHz)	Detector	Frequency (MHz)	Power (dBm)	Limit (dBm)	Verdict	Sweep Point
1840	1848	1	RMS	1848	-45.86	-13	Pass	401
1848	1849	1	RMS	1849	-43.01	-13	Pass	2
1849	1850	0.2	RMS	1849.998	-32.23	-13	Pass	401
1850	1870	0.1	RMS	1851.1	20.95	30	Pass	401





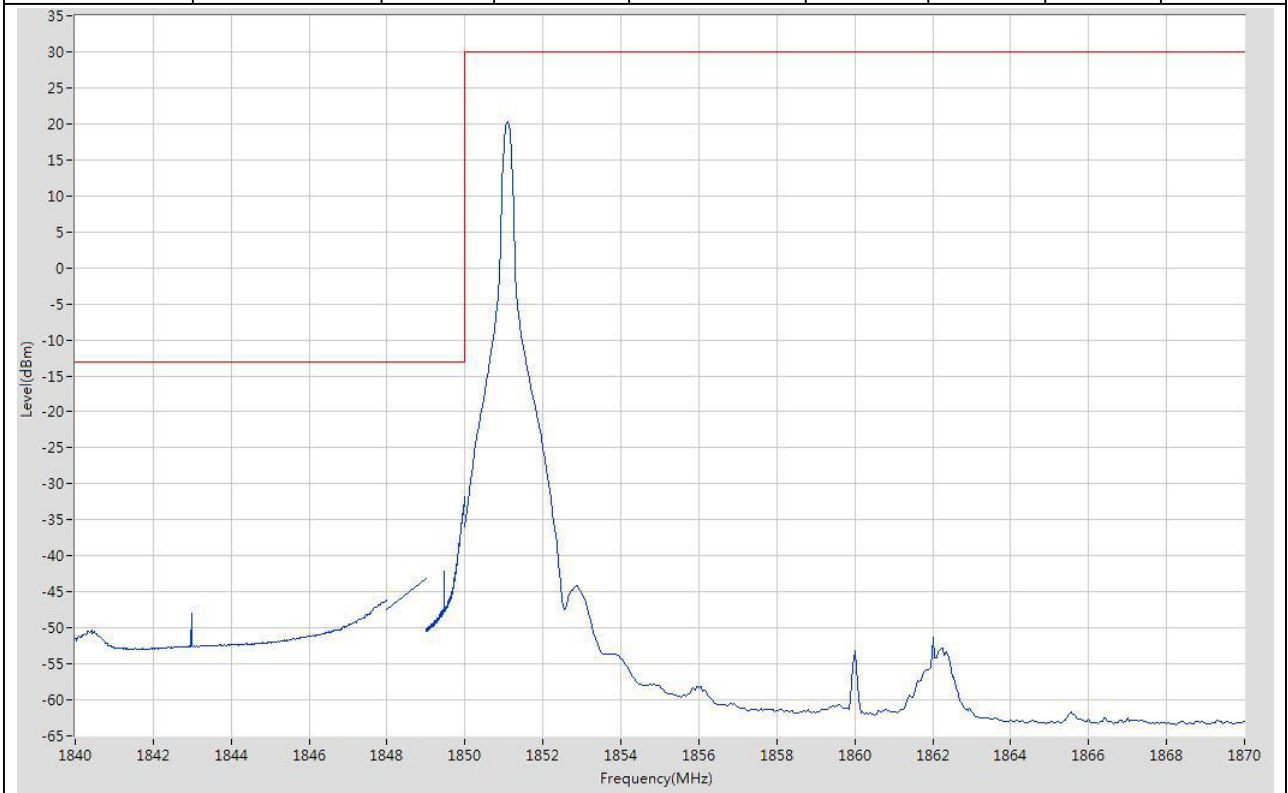
**8.42. LTE Band Edge(NTNV)(Subtest:42, Channel:18700, Bandwidth:20, Modulation:QPSK, RB Number: 100, RB Position:LOW)**

Start Frequency (MHz)	Stop Frequency (MHz)	RBW (MHz)	Detector	Frequency (MHz)	Power (dBm)	Limit (dBm)	Verdict	Sweep Point
1840	1848	1	RMS	1847.96	-32.57	-13	Pass	401
1848	1849	1	RMS	1849	-32.49	-13	Pass	2
1849	1850	0.2	RMS	1849.998	-34.35	-13	Pass	401
1850	1870	0.1	RMS	1854.65	1	30	Pass	401



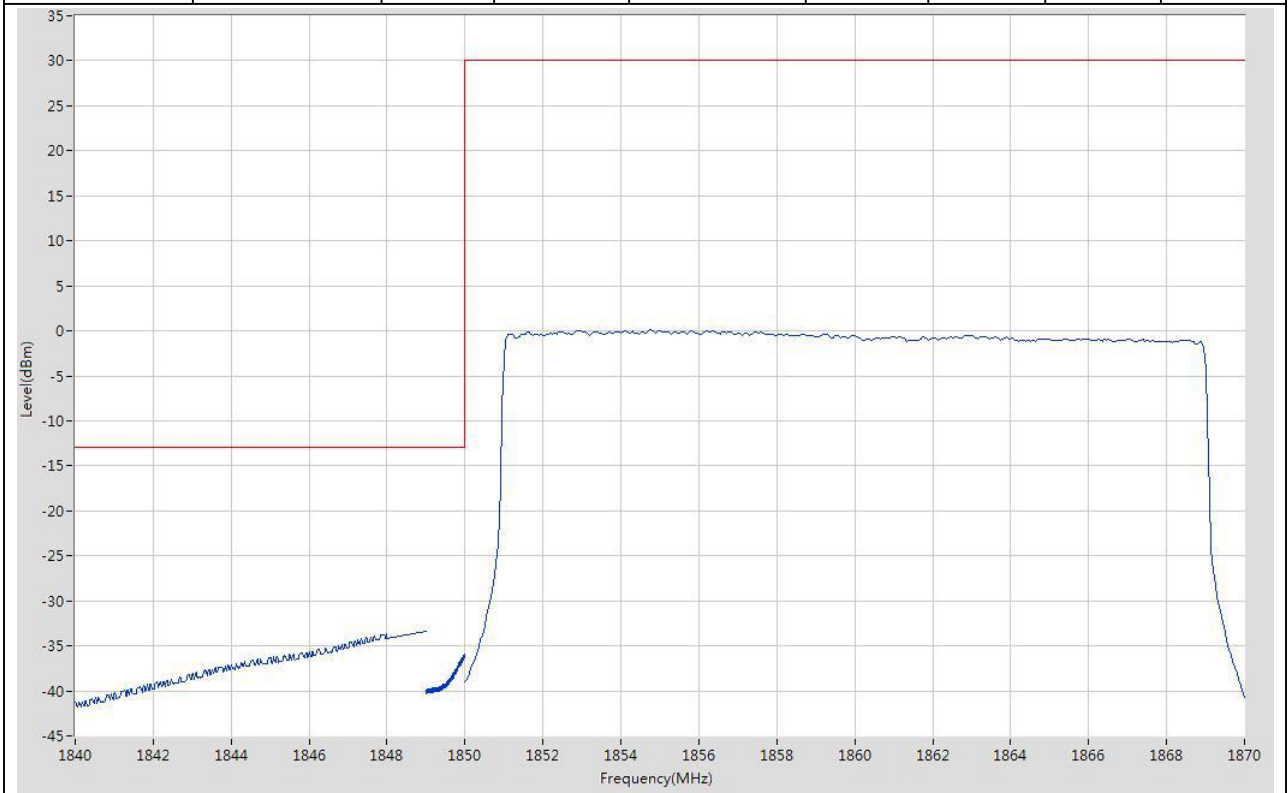
**8.43. LTE Band Edge(NTNV)(Subtest:43, Channel:18700, Bandwidth:20, Modulation:Q16, RB Number: 1, RB Position:LOW)**

Start Frequency (MHz)	Stop Frequency (MHz)	RBW (MHz)	Detector	Frequency (MHz)	Power (dBm)	Limit (dBm)	Verdict	Sweep Point
1840	1848	1	RMS	1848	-46.07	-13	Pass	401
1848	1849	1	RMS	1849	-43.05	-13	Pass	2
1849	1850	0.2	RMS	1850	-31.71	-13	Pass	401
1850	1870	0.1	RMS	1851.1	20.27	30	Pass	401



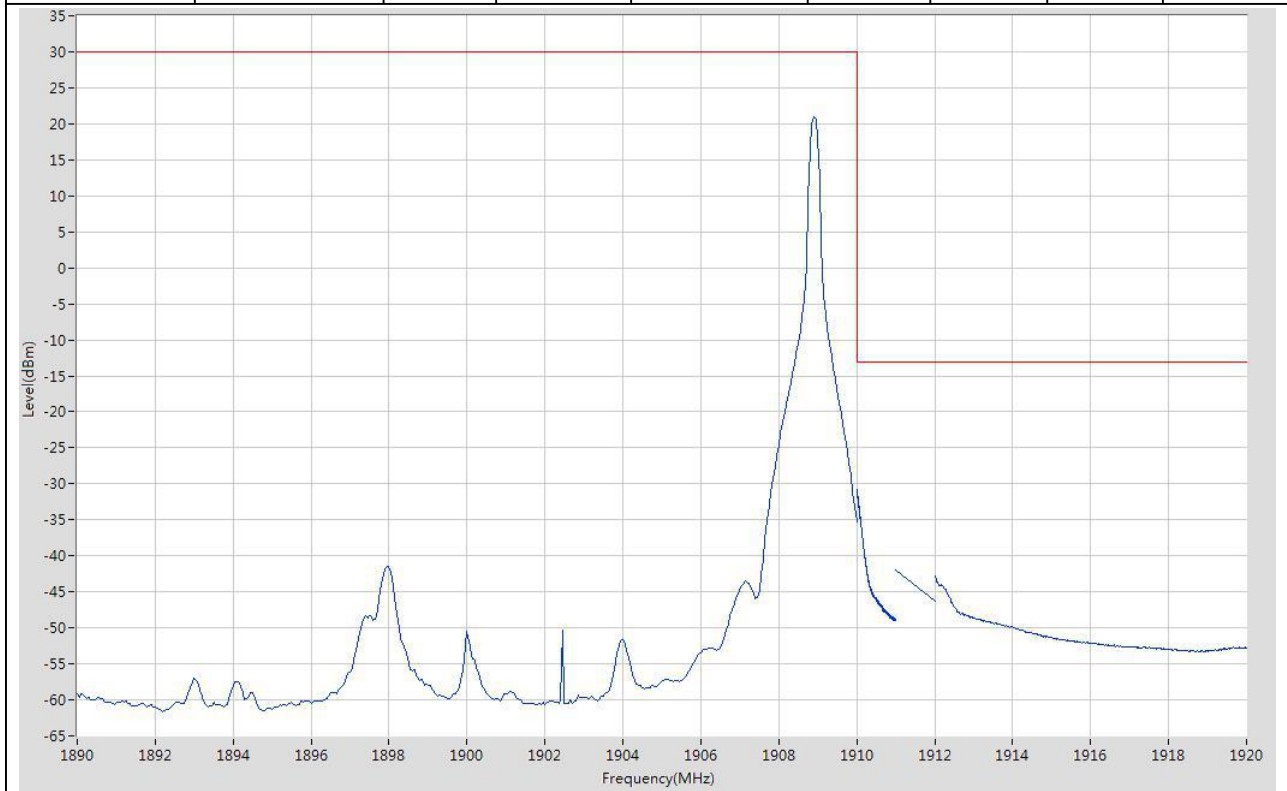
**8.44. LTE Band Edge(NTNV)(Subtest:44, Channel:18700, Bandwidth:20, Modulation:Q16, RB Number: 100, RB Position:LOW)**

Start Frequency (MHz)	Stop Frequency (MHz)	RBW (MHz)	Detector	Frequency (MHz)	Power (dBm)	Limit (dBm)	Verdict	Sweep Point
1840	1848	1	RMS	1848	-33.7	-13	Pass	401
1848	1849	1	RMS	1849	-33.43	-13	Pass	2
1849	1850	0.2	RMS	1849.993	-35.88	-13	Pass	401
1850	1870	0.1	RMS	1854.75	0.14	30	Pass	401



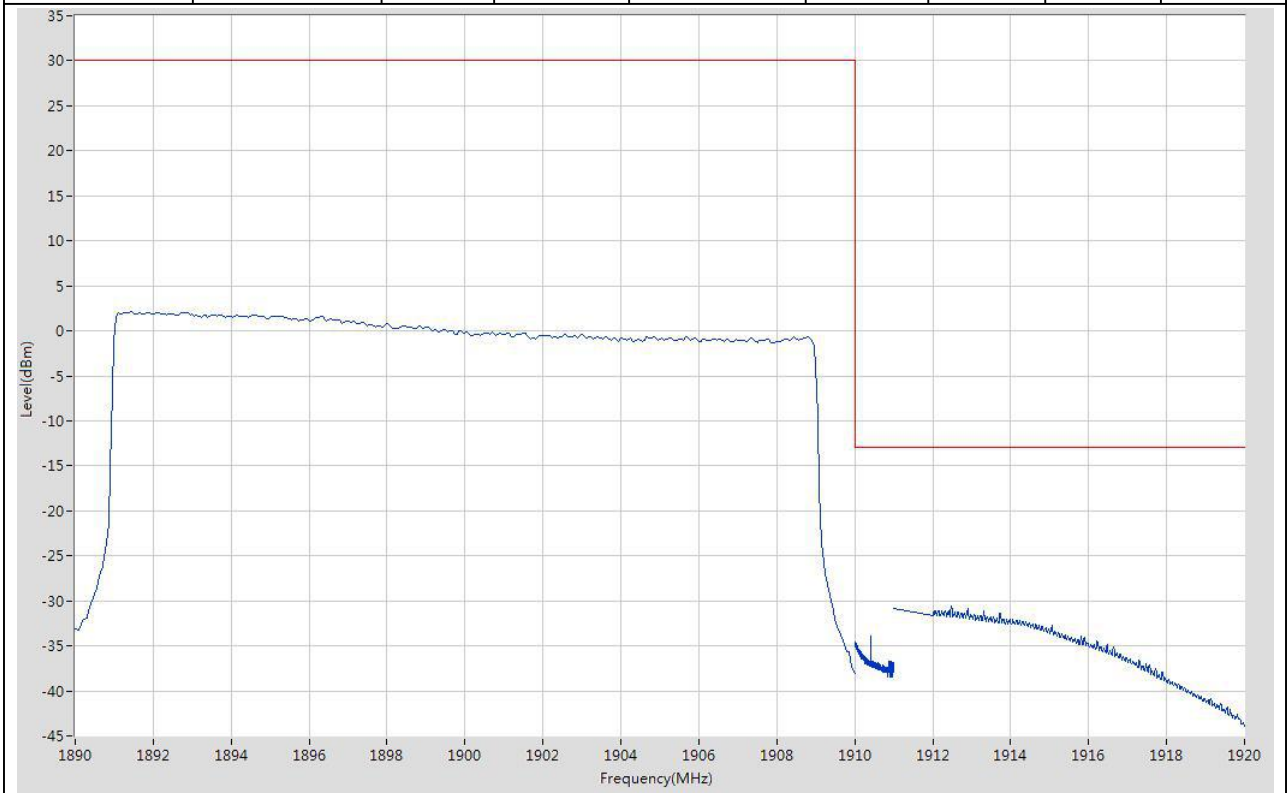
**8.45. LTE Band Edge(NTNV)(Subtest:45, Channel:19100, Bandwidth:20, Modulation:QPSK, RB Number: 1, RB Position:HIGH)**

Start Frequency (MHz)	Stop Frequency (MHz)	RBW (MHz)	Detector	Frequency (MHz)	Power (dBm)	Limit (dBm)	Verdict	Sweep Point
1890	1910	0.1	RMS	1908.9	21.05	30	Pass	401
1910	1911	0.2	RMS	1910.005	-30.82	-13	Pass	401
1911	1912	1	RMS	1911	-41.92	-13	Pass	2
1912	1920	1	RMS	1912	-42.84	-13	Pass	401



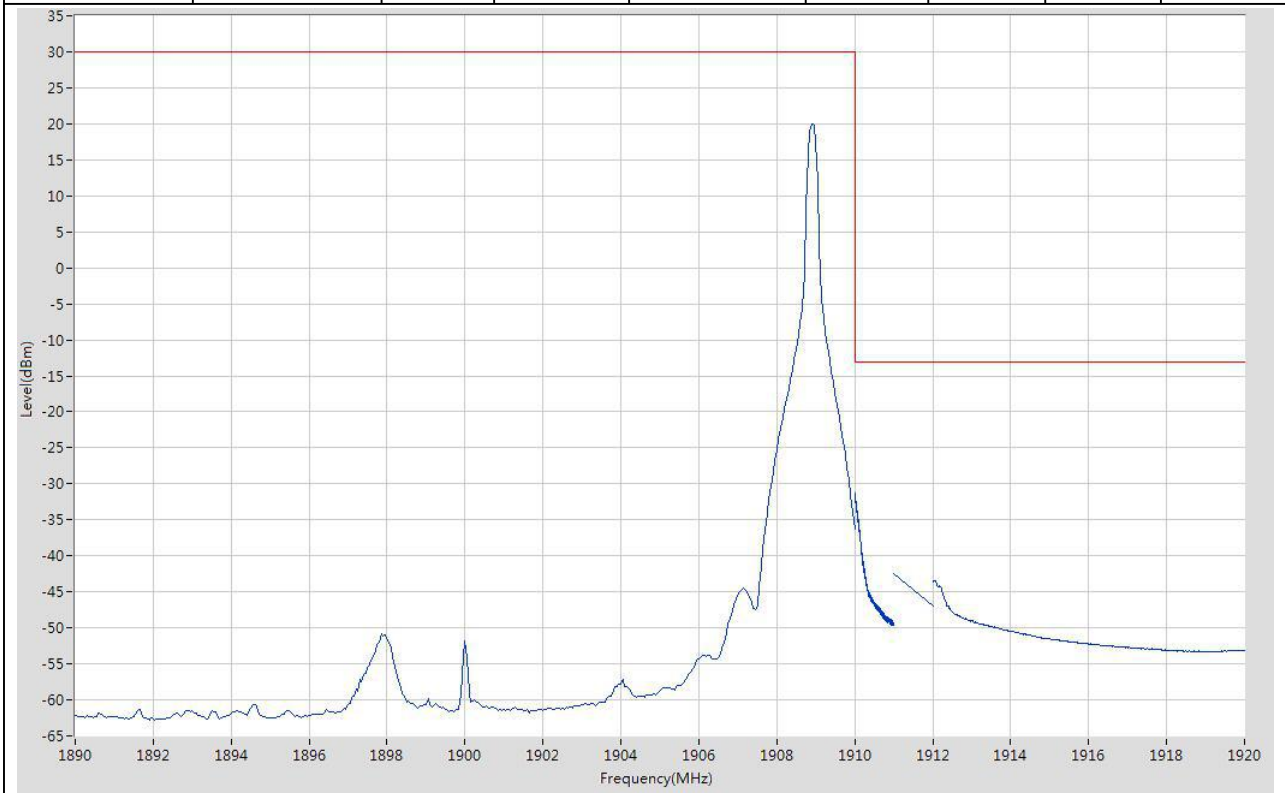
**8.46. LTE Band Edge(NTNV)(Subtest:46, Channel:19100, Bandwidth:20, Modulation:QPSK, RB Number: 100, RB Position:HIGH)**

Start Frequency (MHz)	Stop Frequency (MHz)	RBW (MHz)	Detector	Frequency (MHz)	Power (dBm)	Limit (dBm)	Verdict	Sweep Point
1890	1910	0.1	RMS	1891.45	2.1	30	Pass	401
1910	1911	0.2	RMS	1910.423	-33.87	-13	Pass	401
1911	1912	1	RMS	1911	-30.9	-13	Pass	2
1912	1920	1	RMS	1912.48	-30.58	-13	Pass	401



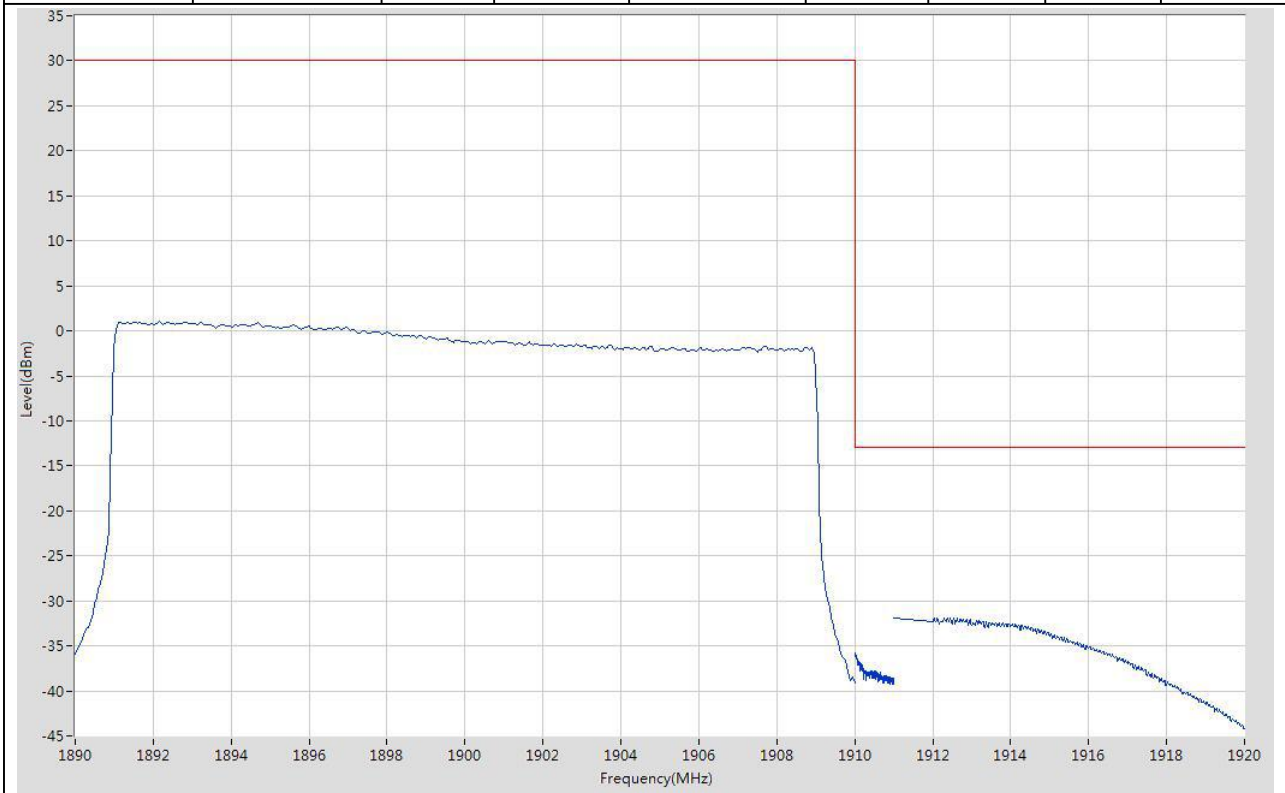
**8.47. LTE Band Edge(NTNV)(Subtest:47, Channel:19100, Bandwidth:20, Modulation:Q16, RB Number: 1, RB Position:HIGH)**

Start Frequency (MHz)	Stop Frequency (MHz)	RBW (MHz)	Detector	Frequency (MHz)	Power (dBm)	Limit (dBm)	Verdict	Sweep Point
1890	1910	0.1	RMS	1908.9	20.03	30	Pass	401
1910	1911	0.2	RMS	1910.013	-31.21	-13	Pass	401
1911	1912	1	RMS	1911	-42.49	-13	Pass	2
1912	1920	1	RMS	1912	-43.44	-13	Pass	401



**8.48. LTE Band Edge(NTNV)(Subtest:48, Channel:19100, Bandwidth:20, Modulation:Q16, RB Number: 100, RB Position:HIGH)**

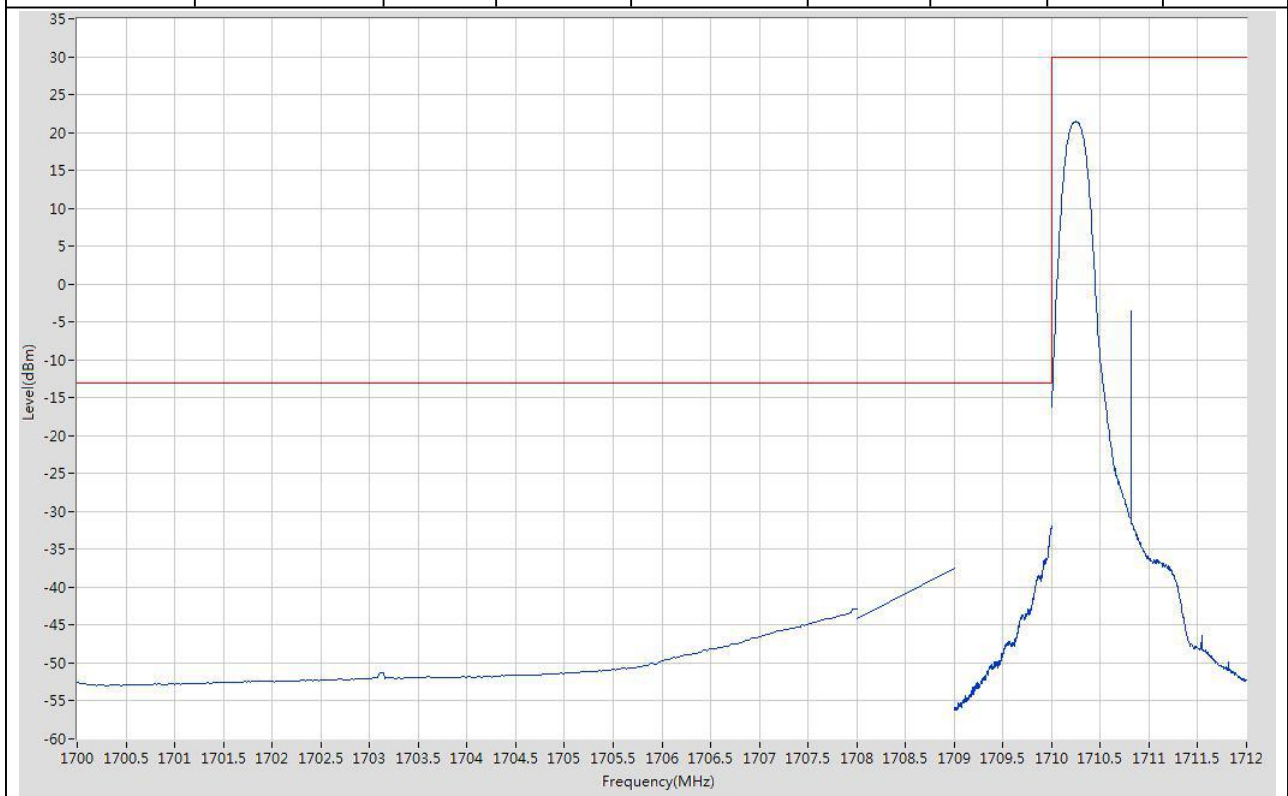
Start Frequency (MHz)	Stop Frequency (MHz)	RBW (MHz)	Detector	Frequency (MHz)	Power (dBm)	Limit (dBm)	Verdict	Sweep Point
1890	1910	0.1	RMS	1892.15	1.02	30	Pass	401
1910	1911	0.2	RMS	1910	-35.81	-13	Pass	401
1911	1912	1	RMS	1911	-31.95	-13	Pass	2
1912	1920	1	RMS	1912.38	-31.92	-13	Pass	401



## 9. LTE\_Band4

### 9.1. LTE Band Edge(NTNV)(Subtest:1, Channel:19957, Bandwidth:1.4, Modulation:QPSK, RB Number: 1, RB Position:LOW)

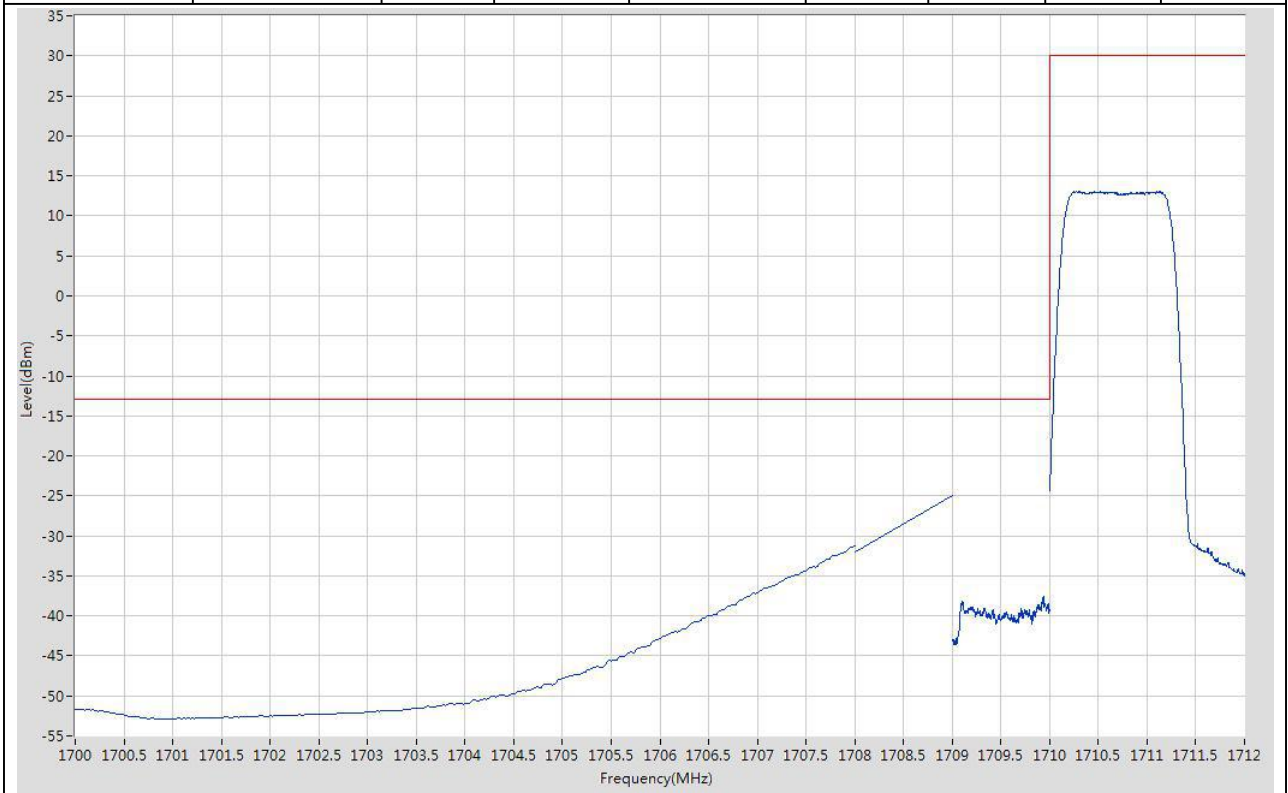
Start Frequency (MHz)	Stop Frequency (MHz)	RBW (MHz)	Detector	Frequency (MHz)	Power (dBm)	Limit (dBm)	Verdict	Sweep Point
1700	1708	1	RMS	1707.98	-42.85	-13	Pass	401
1708	1709	1	RMS	1709	-37.55	-13	Pass	2
1709	1710	0.02	RMS	1710	-31.9	-13	Pass	401
1710	1712	0.1	RMS	1710.25	21.45	30	Pass	401





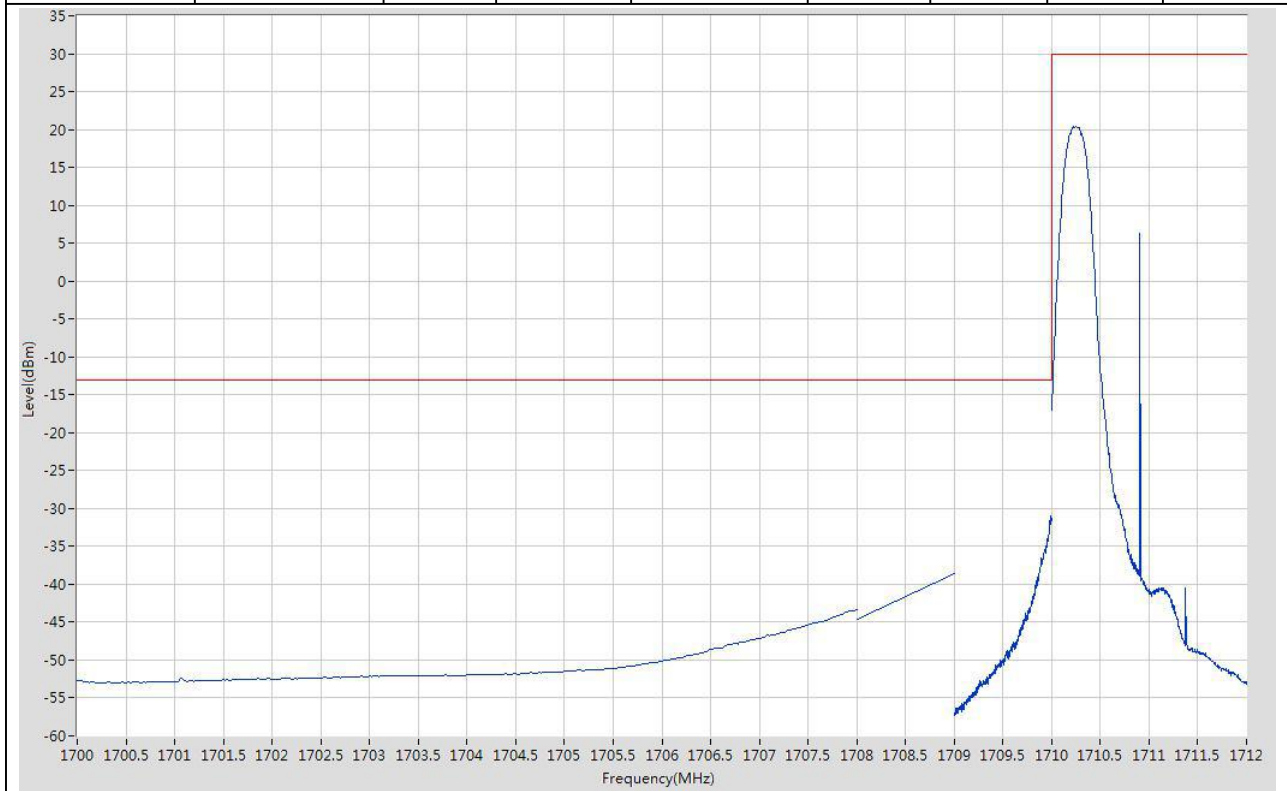
**9.2. LTE Band Edge(NTNV)(Subtest:2, Channel:19957, Bandwidth:1.4, Modulation:QPSK, RB Number: 6, RB Position:LOW)**

Start Frequency (MHz)	Stop Frequency (MHz)	RBW (MHz)	Detector	Frequency (MHz)	Power (dBm)	Limit (dBm)	Verdict	Sweep Point
1700	1708	1	RMS	1708	-31.24	-13	Pass	401
1708	1709	1	RMS	1709	-25.02	-13	Pass	2
1709	1710	0.02	RMS	1709.935	-37.62	-13	Pass	401
1710	1712	0.1	RMS	1711.1	13.07	30	Pass	401



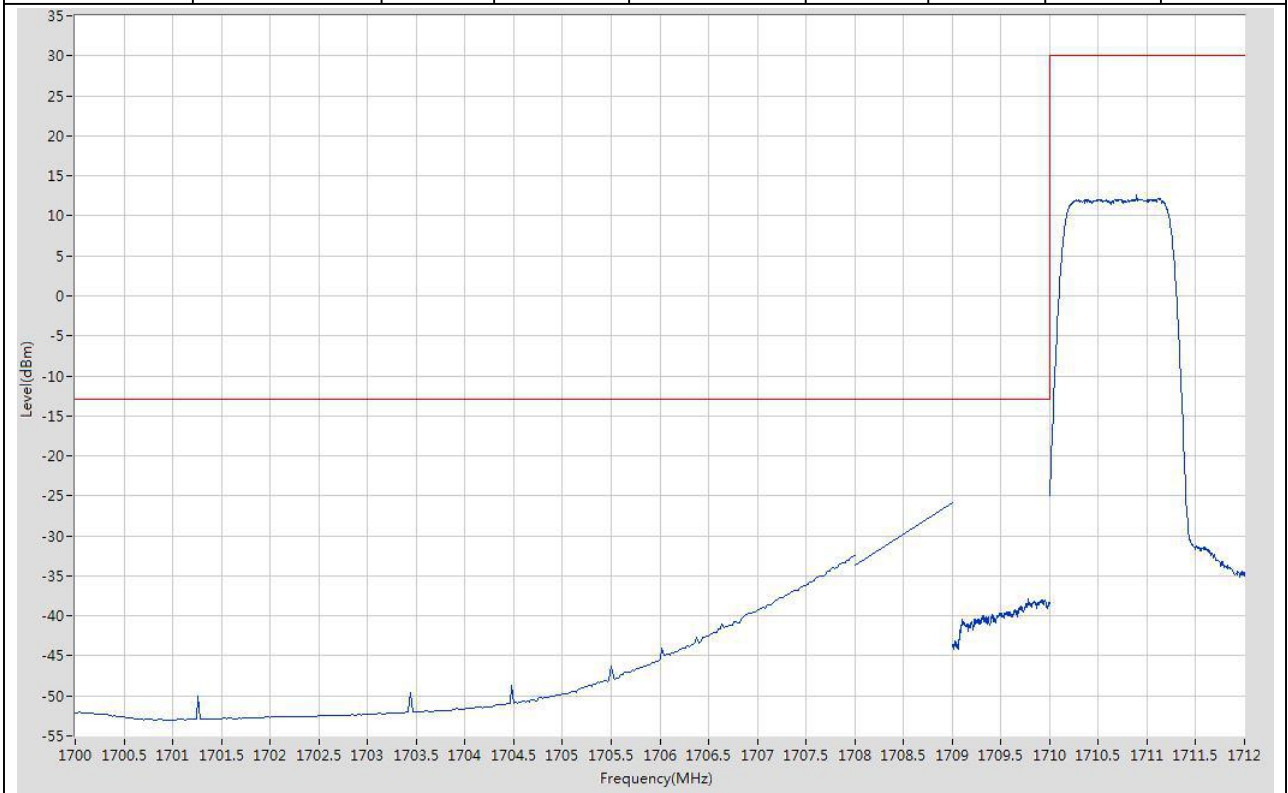
**9.3. LTE Band Edge(NTNV)(Subtest:3, Channel:19957, Bandwidth:1.4, Modulation:Q16, RB Number: 1, RB Position:LOW)**

Start Frequency (MHz)	Stop Frequency (MHz)	RBW (MHz)	Detector	Frequency (MHz)	Power (dBm)	Limit (dBm)	Verdict	Sweep Point
1700	1708	1	RMS	1708	-43.38	-13	Pass	401
1708	1709	1	RMS	1709	-38.53	-13	Pass	2
1709	1710	0.02	RMS	1709.995	-31.02	-13	Pass	401
1710	1712	0.1	RMS	1710.25	20.38	30	Pass	401



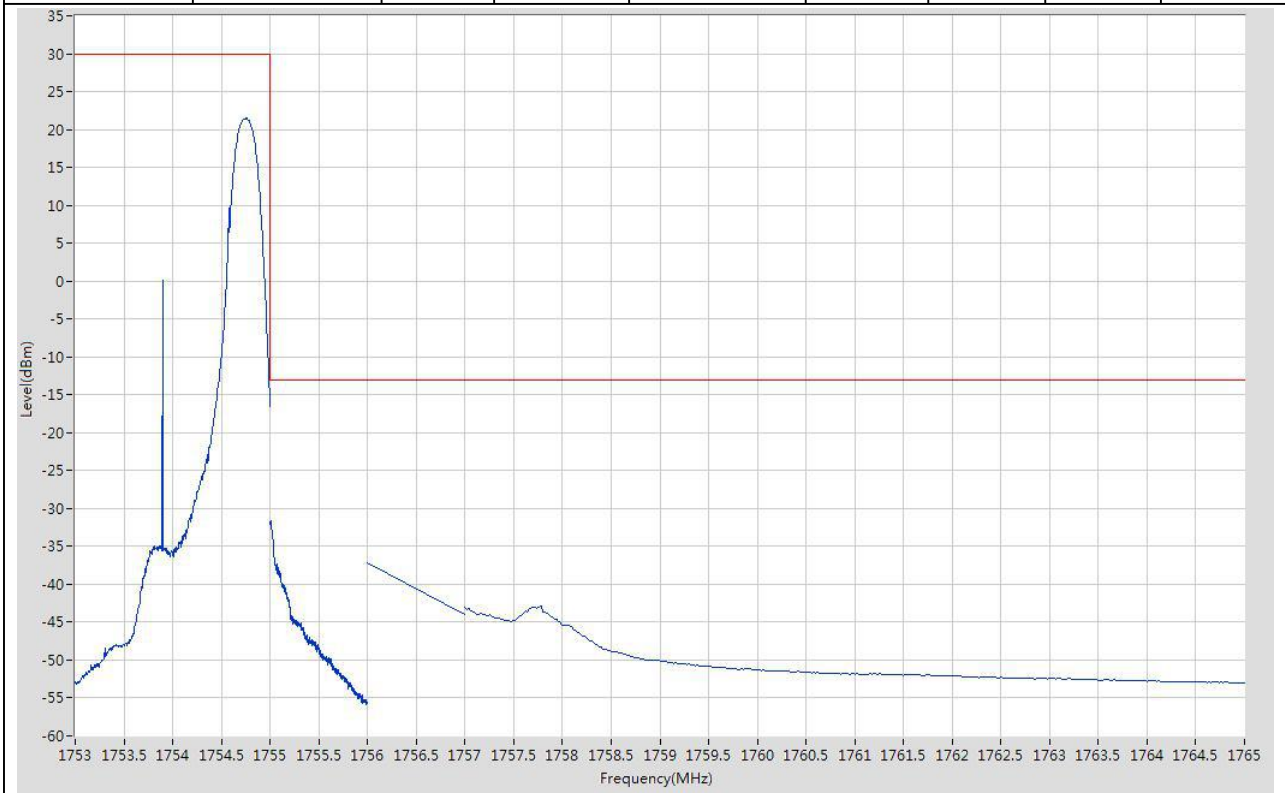
**9.4. LTE Band Edge(NTNV)(Subtest:4, Channel:19957, Bandwidth:1.4, Modulation:Q16, RB Number: 6, RB Position:LOW)**

Start Frequency (MHz)	Stop Frequency (MHz)	RBW (MHz)	Detector	Frequency (MHz)	Power (dBm)	Limit (dBm)	Verdict	Sweep Point
1700	1708	1	RMS	1708	-32.48	-13	Pass	401
1708	1709	1	RMS	1709	-25.83	-13	Pass	2
1709	1710	0.02	RMS	1709.778	-37.92	-13	Pass	401
1710	1712	0.1	RMS	1710.895	12.66	30	Pass	401



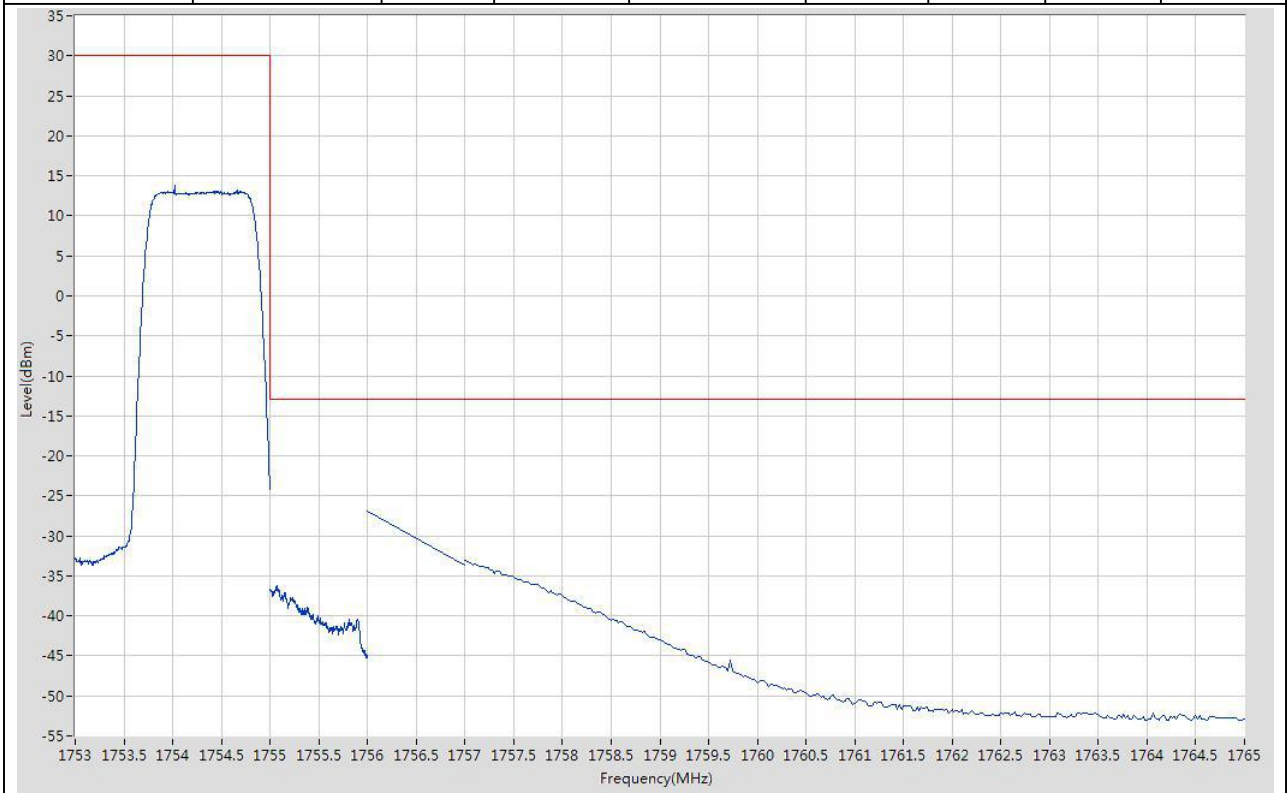
**9.5. LTE Band Edge(NTNV)(Subtest:5, Channel:20393, Bandwidth:1.4, Modulation:QPSK, RB Number: 1, RB Position:HIGH)**

Start Frequency (MHz)	Stop Frequency (MHz)	RBW (MHz)	Detector	Frequency (MHz)	Power (dBm)	Limit (dBm)	Verdict	Sweep Point
1753	1755	0.1	RMS	1754.755	21.53	30	Pass	401
1755	1756	0.02	RMS	1755.005	-31.57	-13	Pass	401
1756	1757	1	RMS	1756	-37.18	-13	Pass	2
1757	1765	1	RMS	1757.78	-42.94	-13	Pass	401



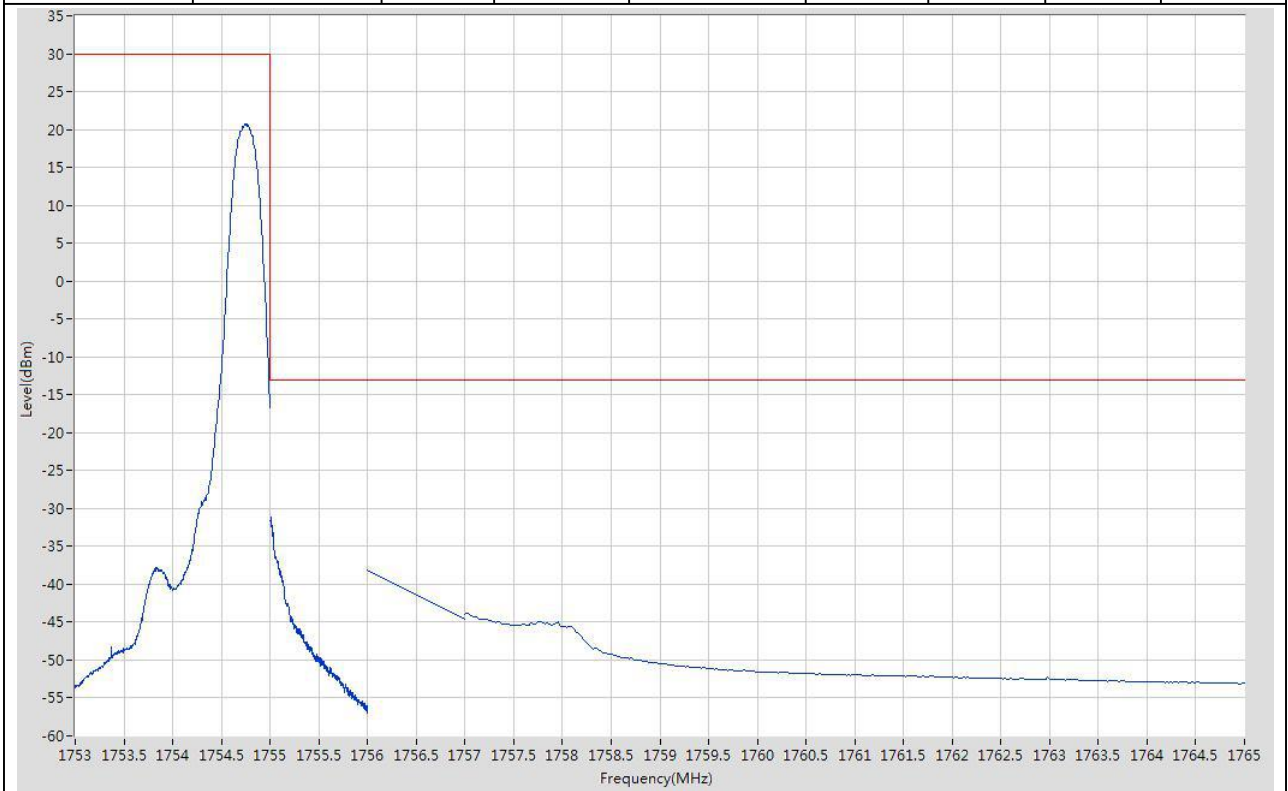
**9.6. LTE Band Edge(NTNV)(Subtest:6, Channel:20393, Bandwidth:1.4, Modulation:QPSK, RB Number: 6, RB Position:HIGH)**

Start Frequency (MHz)	Stop Frequency (MHz)	RBW (MHz)	Detector	Frequency (MHz)	Power (dBm)	Limit (dBm)	Verdict	Sweep Point
1753	1755	0.1	RMS	1754.02	13.75	30	Pass	401
1755	1756	0.02	RMS	1755.068	-36.19	-13	Pass	401
1756	1757	1	RMS	1756	-26.9	-13	Pass	2
1757	1765	1	RMS	1757	-33.11	-13	Pass	401



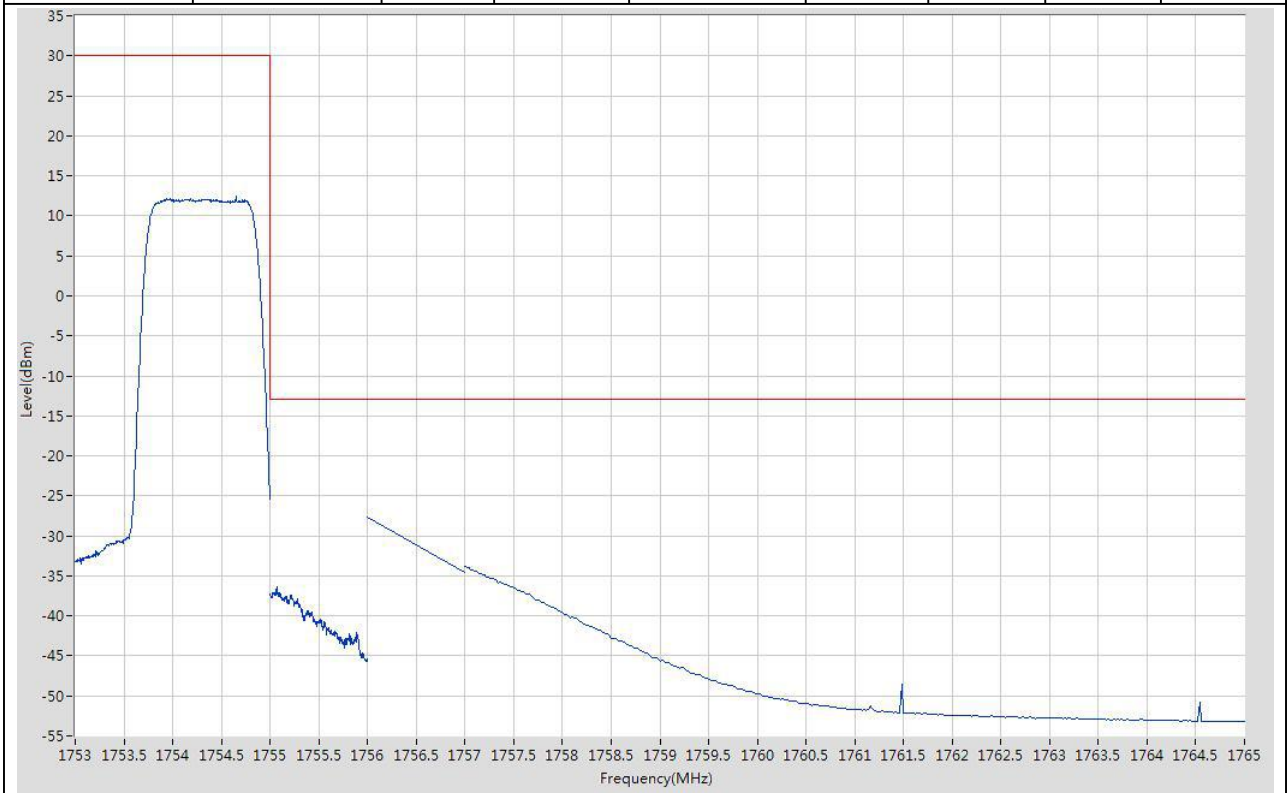
**9.7. LTE Band Edge(NTNV)(Subtest:7, Channel:20393, Bandwidth:1.4, Modulation:Q16, RB Number: 1, RB Position:HIGH)**

Start Frequency (MHz)	Stop Frequency (MHz)	RBW (MHz)	Detector	Frequency (MHz)	Power (dBm)	Limit (dBm)	Verdict	Sweep Point
1753	1755	0.1	RMS	1754.745	20.75	30	Pass	401
1755	1756	0.02	RMS	1755.008	-31.07	-13	Pass	401
1756	1757	1	RMS	1756	-38.1	-13	Pass	2
1757	1765	1	RMS	1757.02	-43.81	-13	Pass	401



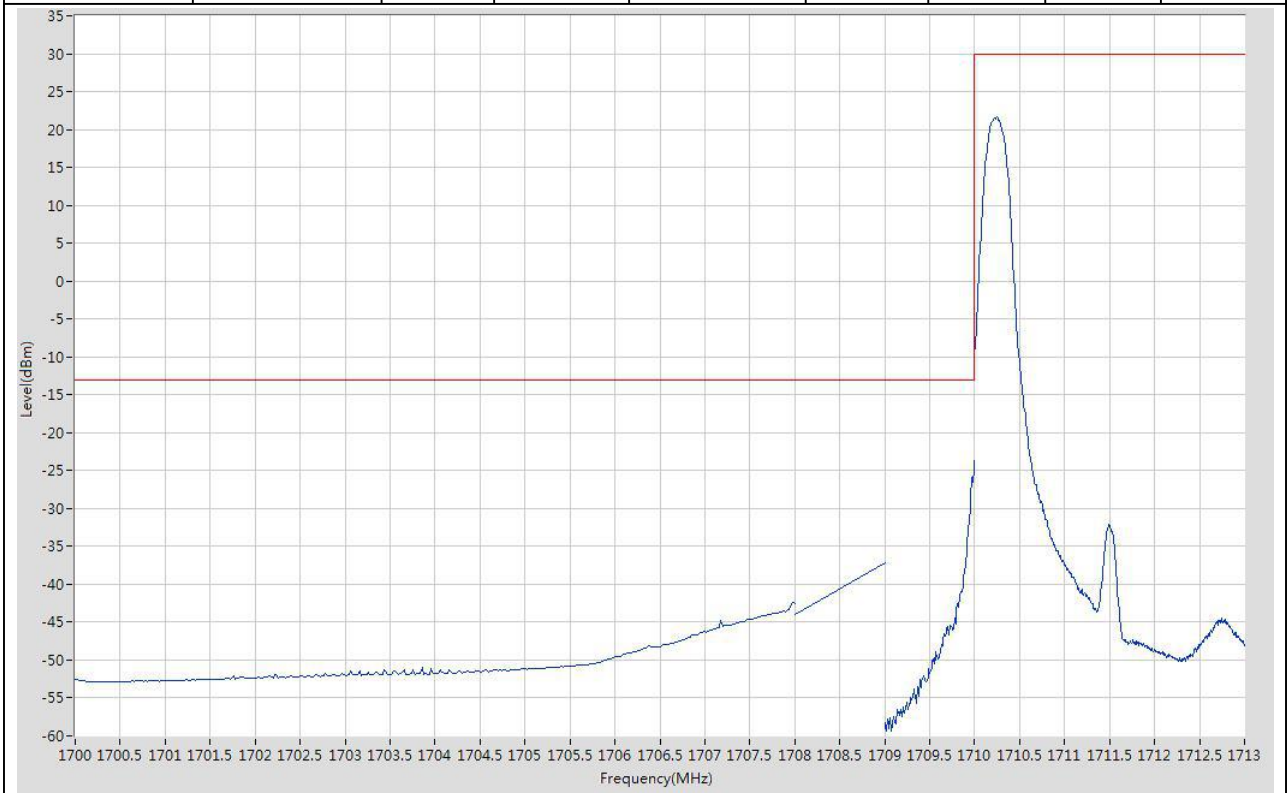
**9.8. LTE Band Edge(NTNV)(Subtest:8, Channel:20393, Bandwidth:1.4, Modulation:Q16, RB Number: 6, RB Position:HIGH)**

Start Frequency (MHz)	Stop Frequency (MHz)	RBW (MHz)	Detector	Frequency (MHz)	Power (dBm)	Limit (dBm)	Verdict	Sweep Point
1753	1755	0.1	RMS	1754.65	12.43	30	Pass	401
1755	1756	0.02	RMS	1755.068	-36.42	-13	Pass	401
1756	1757	1	RMS	1756	-27.69	-13	Pass	2
1757	1765	1	RMS	1757	-33.88	-13	Pass	401



**9.9. LTE Band Edge(NTNV)(Subtest:9, Channel:19965, Bandwidth:3, Modulation:QPSK, RB Number: 1, RB Position:LOW)**

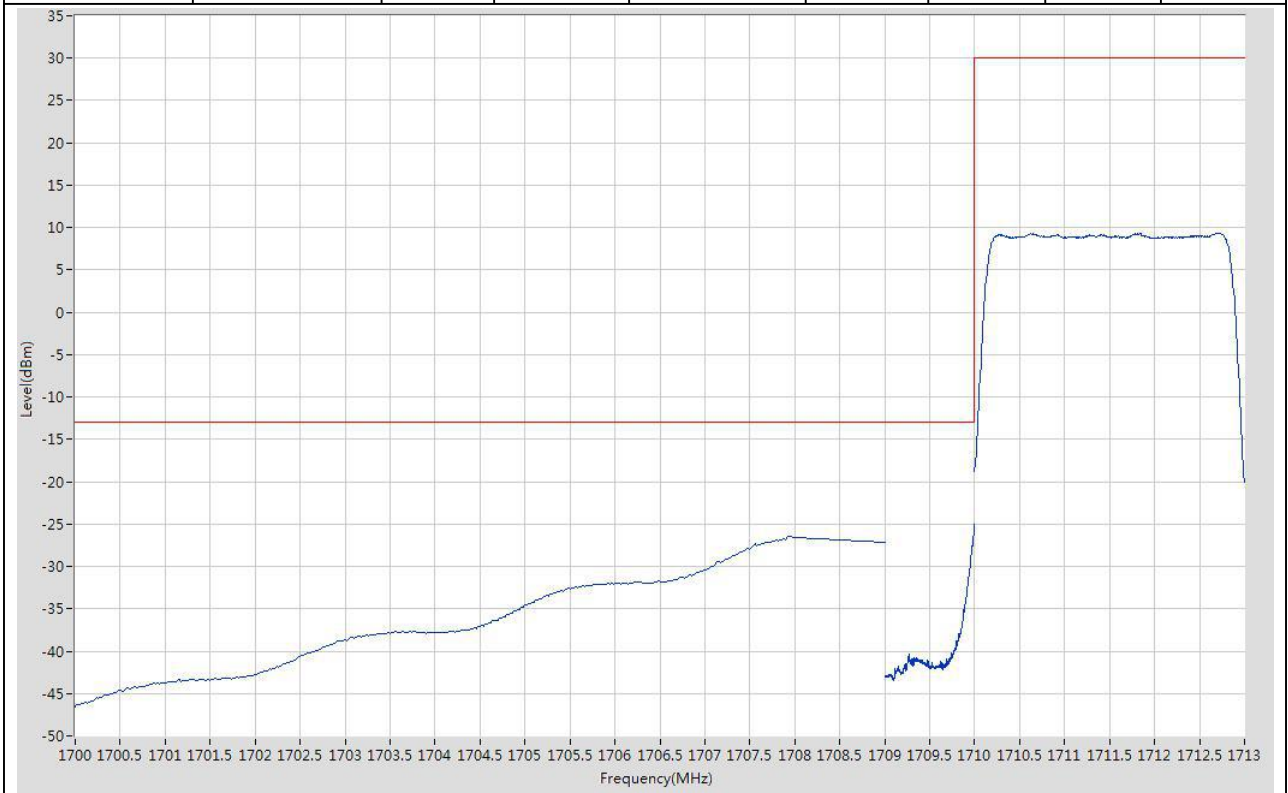
Start Frequency (MHz)	Stop Frequency (MHz)	RBW (MHz)	Detector	Frequency (MHz)	Power (dBm)	Limit (dBm)	Verdict	Sweep Point
1700	1708	1	RMS	1707.98	-42.46	-13	Pass	401
1708	1709	1	RMS	1709	-37.21	-13	Pass	2
1709	1710	0.01	RMS	1710	-23.61	-13	Pass	101
1710	1713	0.1	RMS	1710.248	21.61	30	Pass	401





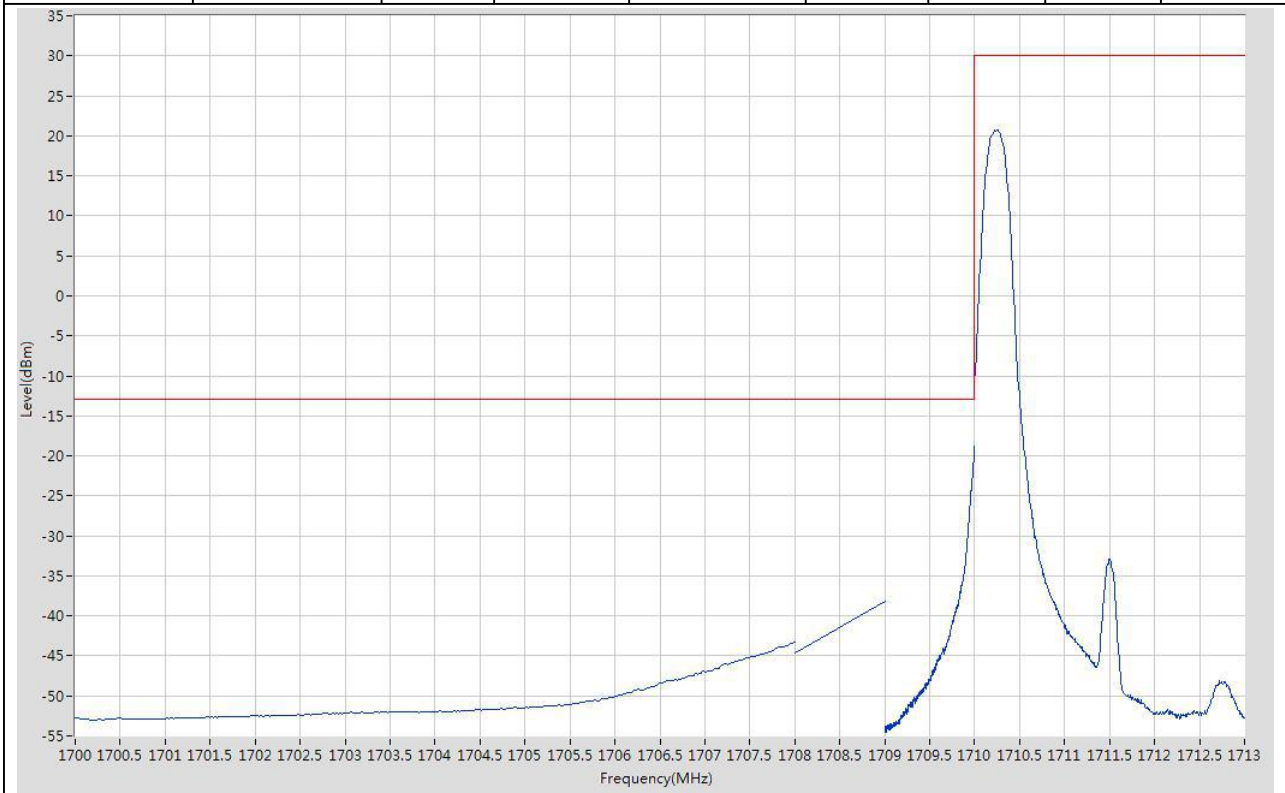
**9.10. LTE Band Edge(NTNV)(Subtest:10, Channel:19965, Bandwidth:3, Modulation:QPSK, RB Number: 15, RB Position:LOW)**

Start Frequency (MHz)	Stop Frequency (MHz)	RBW (MHz)	Detector	Frequency (MHz)	Power (dBm)	Limit (dBm)	Verdict	Sweep Point
1700	1708	1	RMS	1707.96	-26.4	-13	Pass	401
1708	1709	1	RMS	1708	-26.62	-13	Pass	2
1709	1710	0.03	RMS	1710	-25.05	-13	Pass	401
1710	1713	0.1	RMS	1712.708	9.37	30	Pass	401



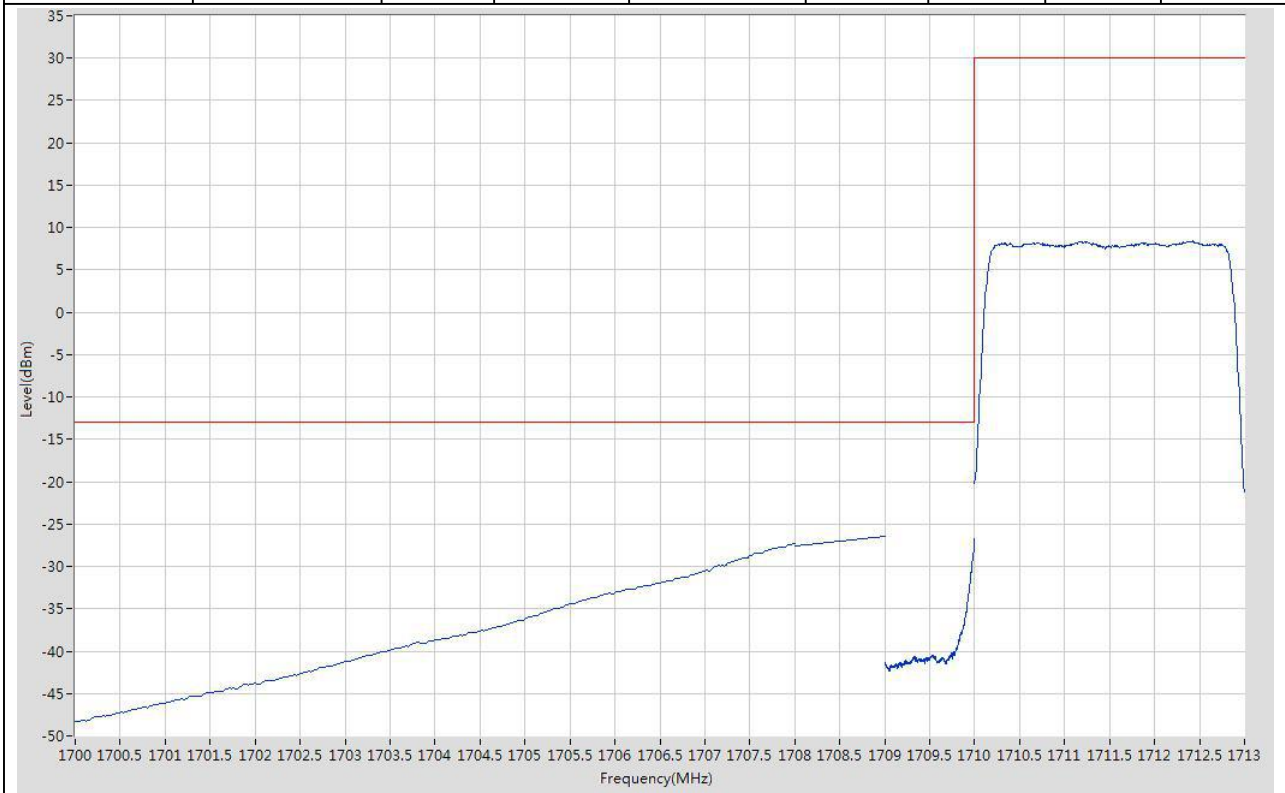
**9.11. LTE Band Edge(NTNV)(Subtest:11, Channel:19965, Bandwidth:3, Modulation:Q16, RB Number: 1, RB Position:LOW)**

Start Frequency (MHz)	Stop Frequency (MHz)	RBW (MHz)	Detector	Frequency (MHz)	Power (dBm)	Limit (dBm)	Verdict	Sweep Point
1700	1708	1	RMS	1708	-43.21	-13	Pass	401
1708	1709	1	RMS	1709	-38.13	-13	Pass	2
1709	1710	0.03	RMS	1710	-18.84	-13	Pass	401
1710	1713	0.1	RMS	1710.255	20.68	30	Pass	401



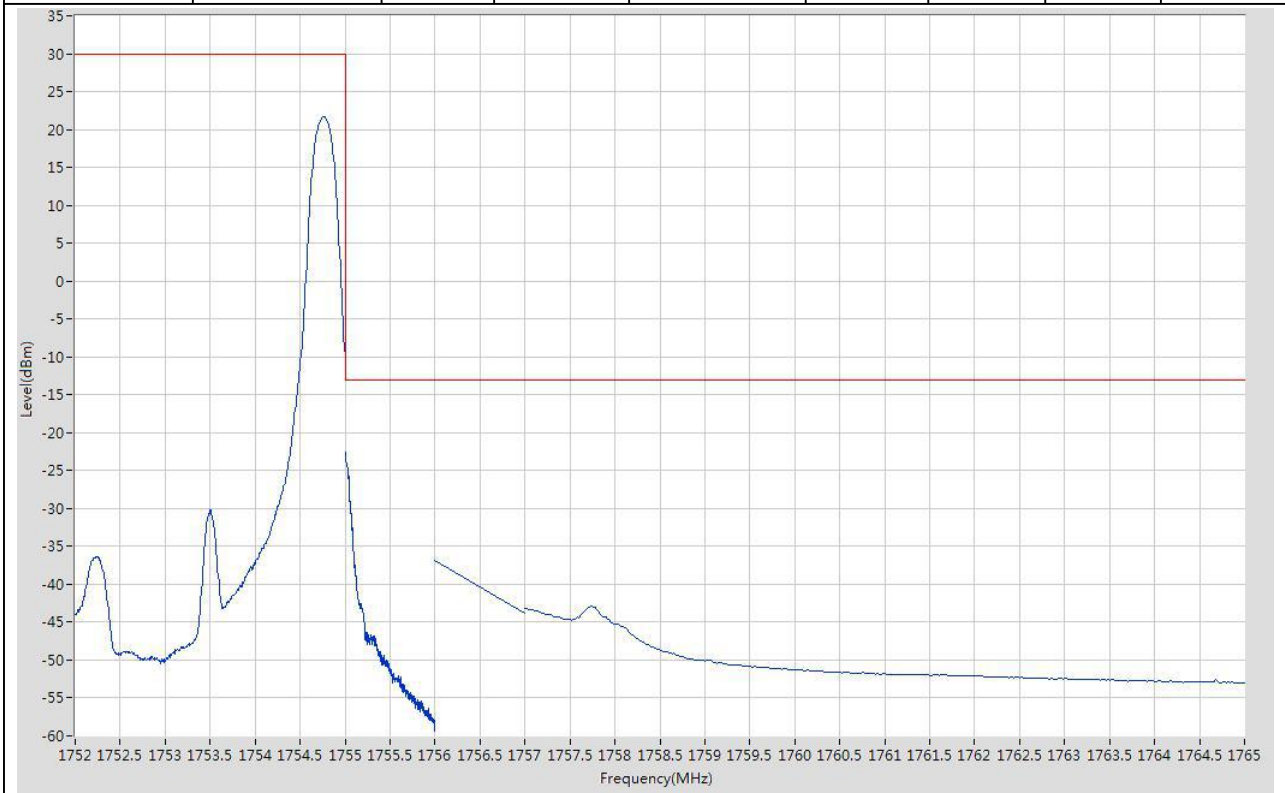
**9.12. LTE Band Edge(NTNV)(Subtest:12, Channel:19965, Bandwidth:3, Modulation:Q16, RB Number: 15, RB Position:LOW)**

Start Frequency (MHz)	Stop Frequency (MHz)	RBW (MHz)	Detector	Frequency (MHz)	Power (dBm)	Limit (dBm)	Verdict	Sweep Point
1700	1708	1	RMS	1708	-27.29	-13	Pass	401
1708	1709	1	RMS	1709	-26.48	-13	Pass	2
1709	1710	0.03	RMS	1710	-26.79	-13	Pass	401
1710	1713	0.1	RMS	1712.423	8.4	30	Pass	401



**9.13. LTE Band Edge(NTNV)(Subtest:13, Channel:20385, Bandwidth:3, Modulation:QPSK, RB Number: 1, RB Position:HIGH)**

Start Frequency (MHz)	Stop Frequency (MHz)	RBW (MHz)	Detector	Frequency (MHz)	Power (dBm)	Limit (dBm)	Verdict	Sweep Point
1752	1755	0.1	RMS	1754.768	21.71	30	Pass	401
1755	1756	0.01	RMS	1755	-22.6	-13	Pass	401
1756	1757	1	RMS	1756	-36.83	-13	Pass	2
1757	1765	1	RMS	1757.74	-42.91	-13	Pass	401



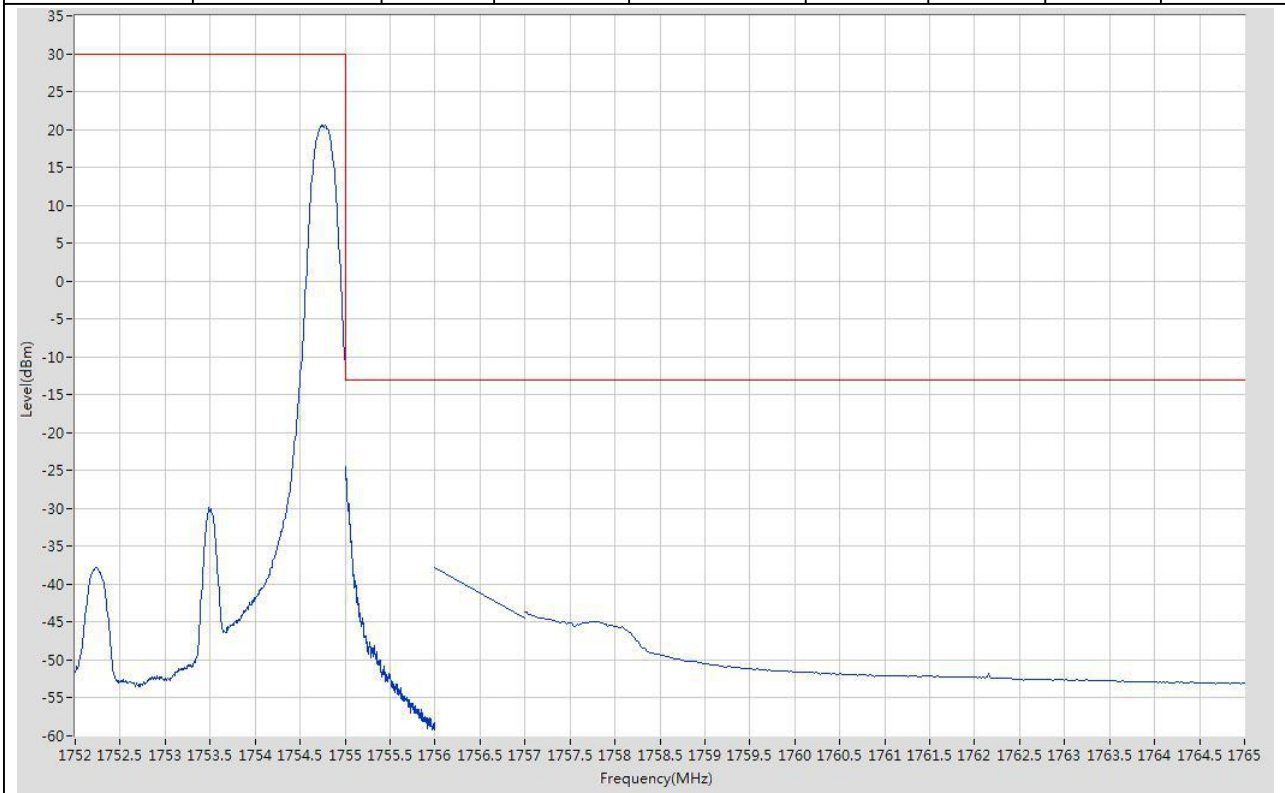
**9.14. LTE Band Edge(NTNV)(Subtest:14, Channel:20385, Bandwidth:3, Modulation:QPSK, RB Number: 15, RB Position:HIGH)**

Start Frequency (MHz)	Stop Frequency (MHz)	RBW (MHz)	Detector	Frequency (MHz)	Power (dBm)	Limit (dBm)	Verdict	Sweep Point
1752	1755	0.1	RMS	1753.065	9.33	30	Pass	401
1755	1756	0.03	RMS	1755	-26.32	-13	Pass	401
1756	1757	1	RMS	1756	-25.3	-13	Pass	2
1757	1765	1	RMS	1757	-28.36	-13	Pass	401



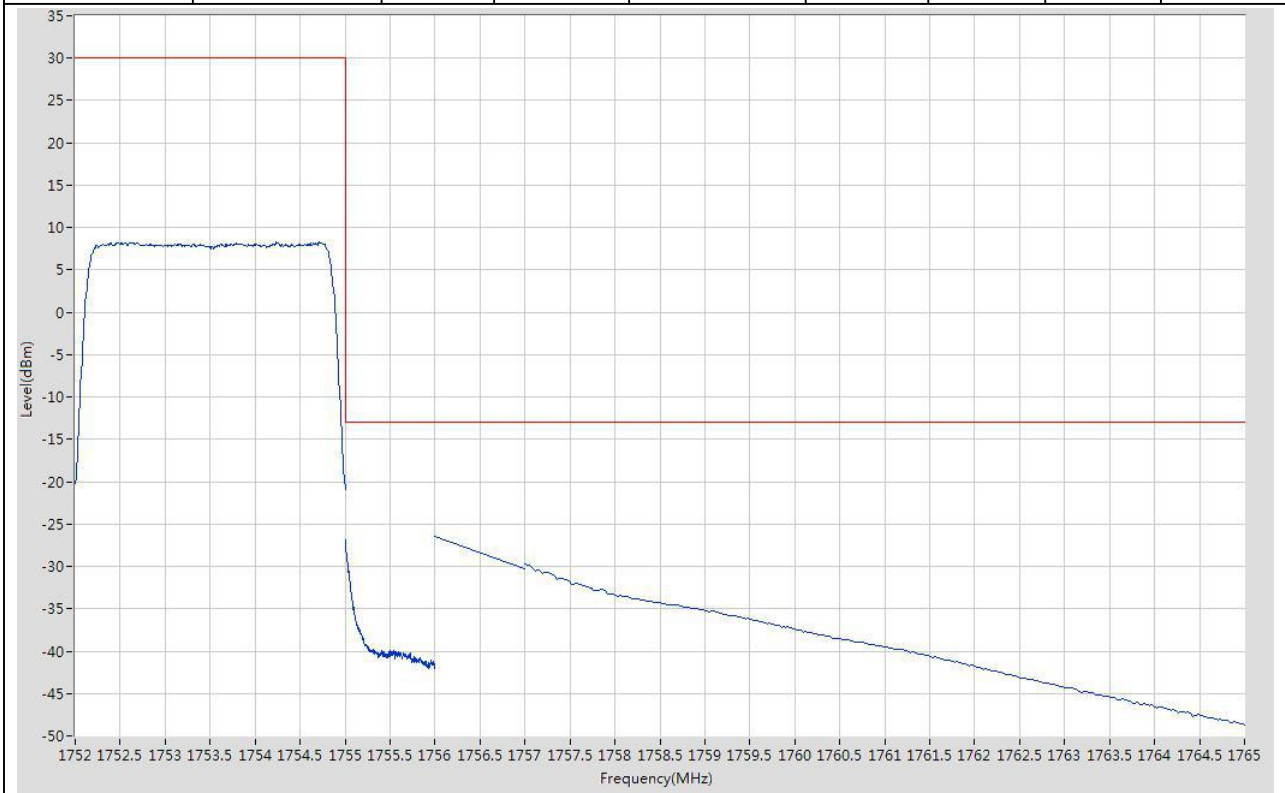
**9.15. LTE Band Edge(NTNV)(Subtest:15, Channel:20385, Bandwidth:3, Modulation:Q16, RB Number: 1, RB Position:HIGH)**

Start Frequency (MHz)	Stop Frequency (MHz)	RBW (MHz)	Detector	Frequency (MHz)	Power (dBm)	Limit (dBm)	Verdict	Sweep Point
1752	1755	0.1	RMS	1754.753	20.62	30	Pass	401
1755	1756	0.01	RMS	1755	-24.48	-13	Pass	401
1756	1757	1	RMS	1756	-37.85	-13	Pass	2
1757	1765	1	RMS	1757	-43.69	-13	Pass	401



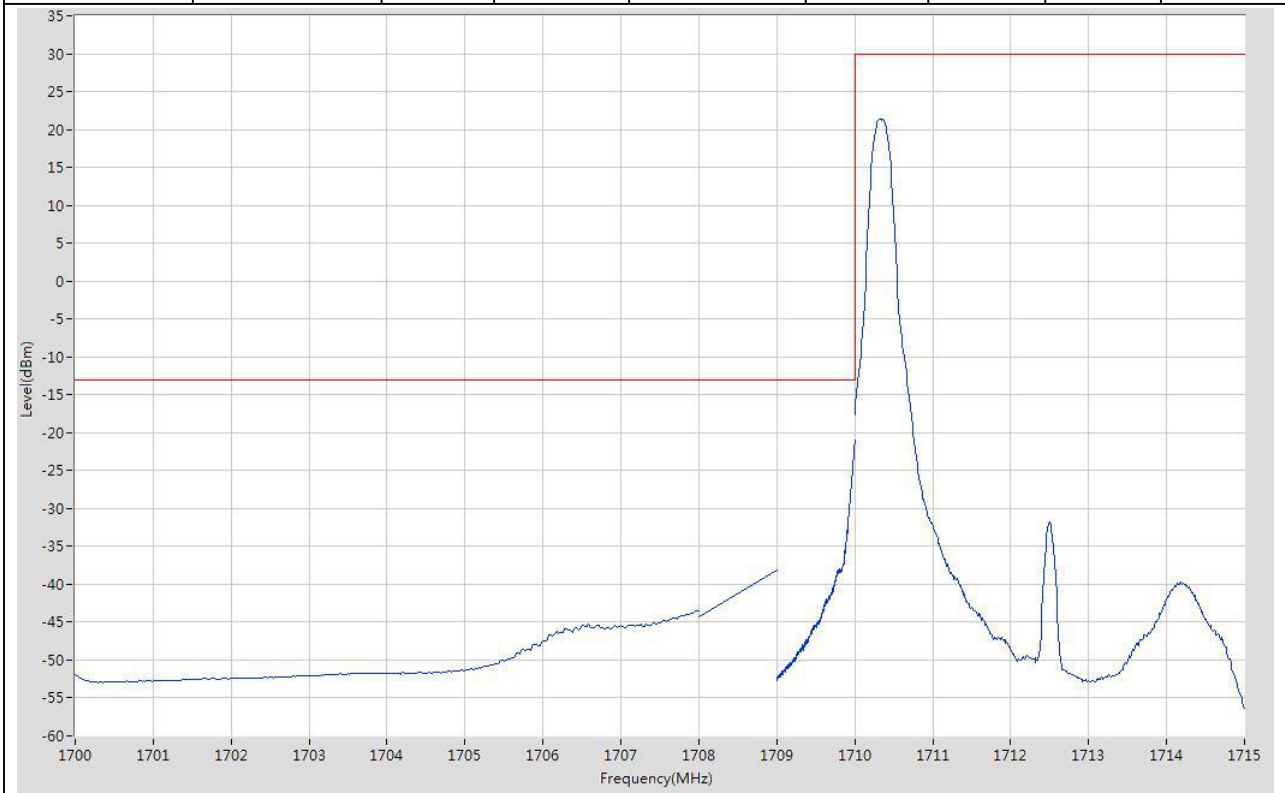
**9.16. LTE Band Edge(NTNV)(Subtest:16, Channel:20385, Bandwidth:3, Modulation:Q16, RB Number: 15, RB Position:HIGH)**

Start Frequency (MHz)	Stop Frequency (MHz)	RBW (MHz)	Detector	Frequency (MHz)	Power (dBm)	Limit (dBm)	Verdict	Sweep Point
1752	1755	0.1	RMS	1754.715	8.31	30	Pass	401
1755	1756	0.03	RMS	1755	-26.94	-13	Pass	401
1756	1757	1	RMS	1756	-26.51	-13	Pass	2
1757	1765	1	RMS	1757	-29.69	-13	Pass	401



**9.17. LTE Band Edge(NTNV)(Subtest:17, Channel:19975, Bandwidth:5, Modulation:QPSK, RB Number: 1, RB Position:LOW)**

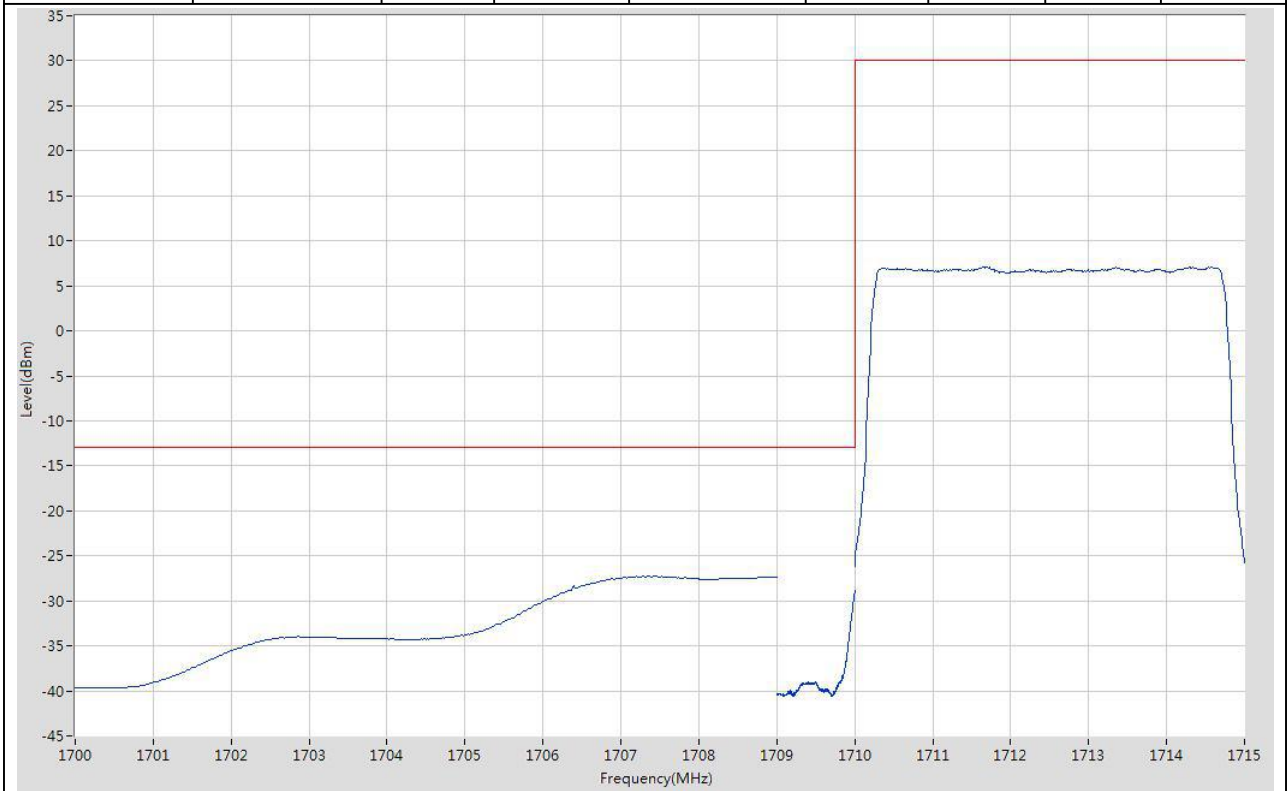
Start Frequency (MHz)	Stop Frequency (MHz)	RBW (MHz)	Detector	Frequency (MHz)	Power (dBm)	Limit (dBm)	Verdict	Sweep Point
1700	1708	1	RMS	1707.98	-43.49	-13	Pass	401
1708	1709	1	RMS	1709	-38.11	-13	Pass	2
1709	1710	0.051	RMS	1710	-21.03	-13	Pass	401
1710	1715	0.1	RMS	1710.325	21.36	30	Pass	401





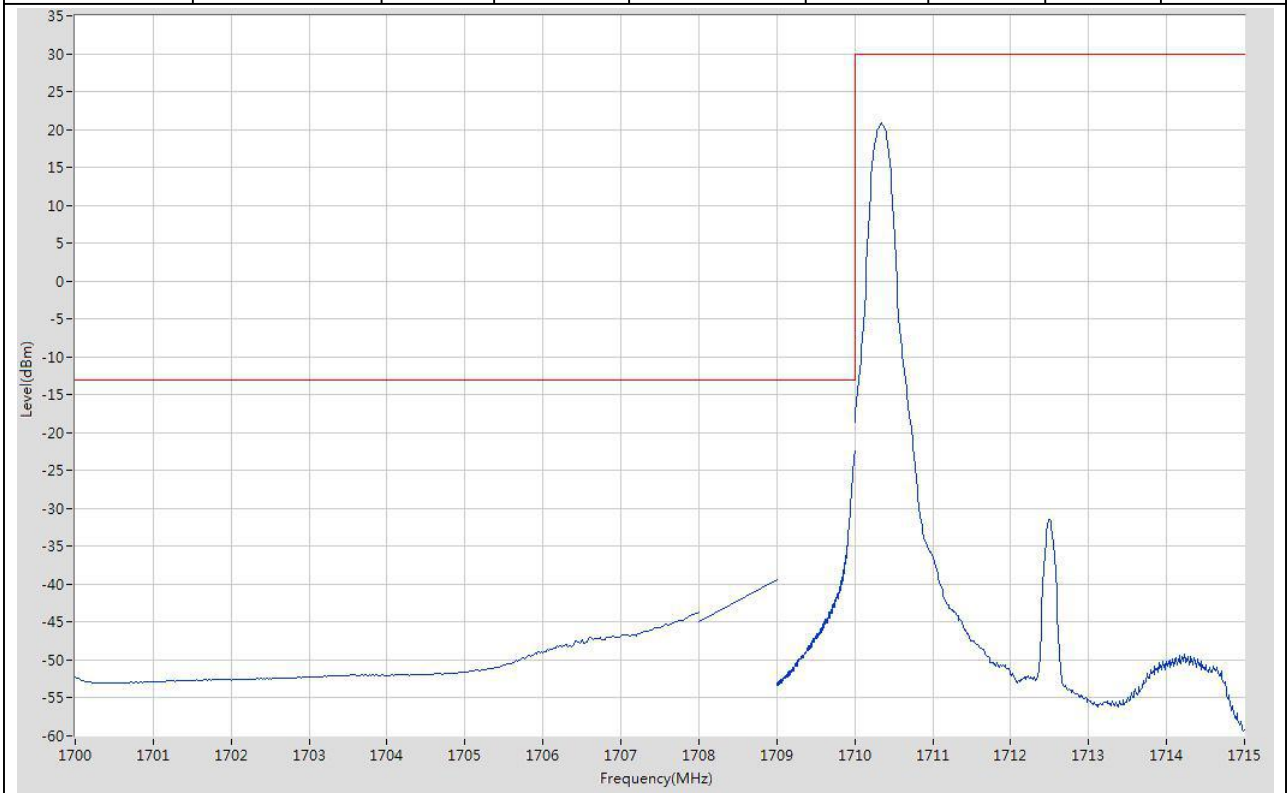
**9.18. LTE Band Edge(NTNV)(Subtest:18, Channel:19975, Bandwidth:5, Modulation:QPSK, RB Number: 25, RB Position:LOW)**

Start Frequency (MHz)	Stop Frequency (MHz)	RBW (MHz)	Detector	Frequency (MHz)	Power (dBm)	Limit (dBm)	Verdict	Sweep Point
1700	1708	1	RMS	1707.36	-27.23	-13	Pass	401
1708	1709	1	RMS	1709	-27.42	-13	Pass	2
1709	1710	0.051	RMS	1710	-28.83	-13	Pass	401
1710	1715	0.1	RMS	1711.675	7.12	30	Pass	401



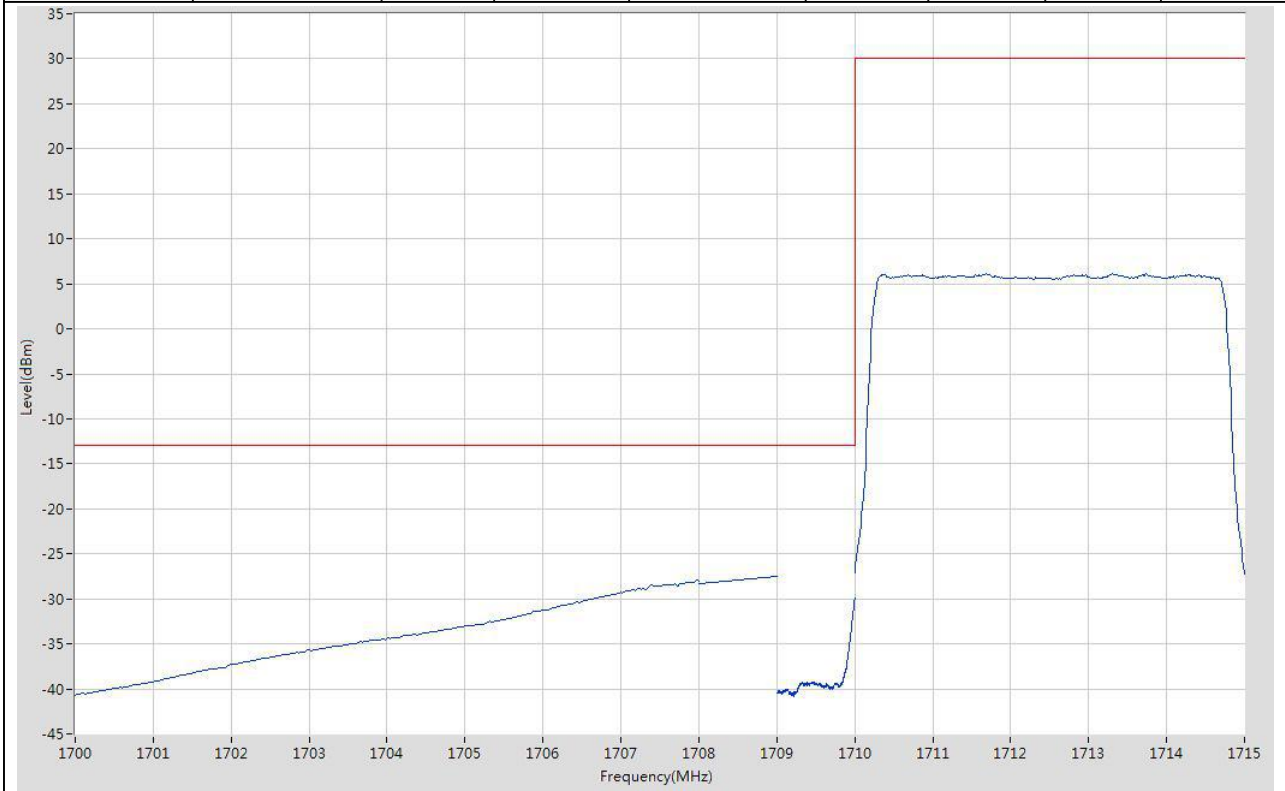
**9.19. LTE Band Edge(NTNV)(Subtest:19, Channel:19975, Bandwidth:5, Modulation:Q16, RB Number: 1, RB Position:LOW)**

Start Frequency (MHz)	Stop Frequency (MHz)	RBW (MHz)	Detector	Frequency (MHz)	Power (dBm)	Limit (dBm)	Verdict	Sweep Point
1700	1708	1	RMS	1708	-43.7	-13	Pass	401
1708	1709	1	RMS	1709	-39.33	-13	Pass	2
1709	1710	0.051	RMS	1710	-22.43	-13	Pass	401
1710	1715	0.1	RMS	1710.338	20.9	30	Pass	401



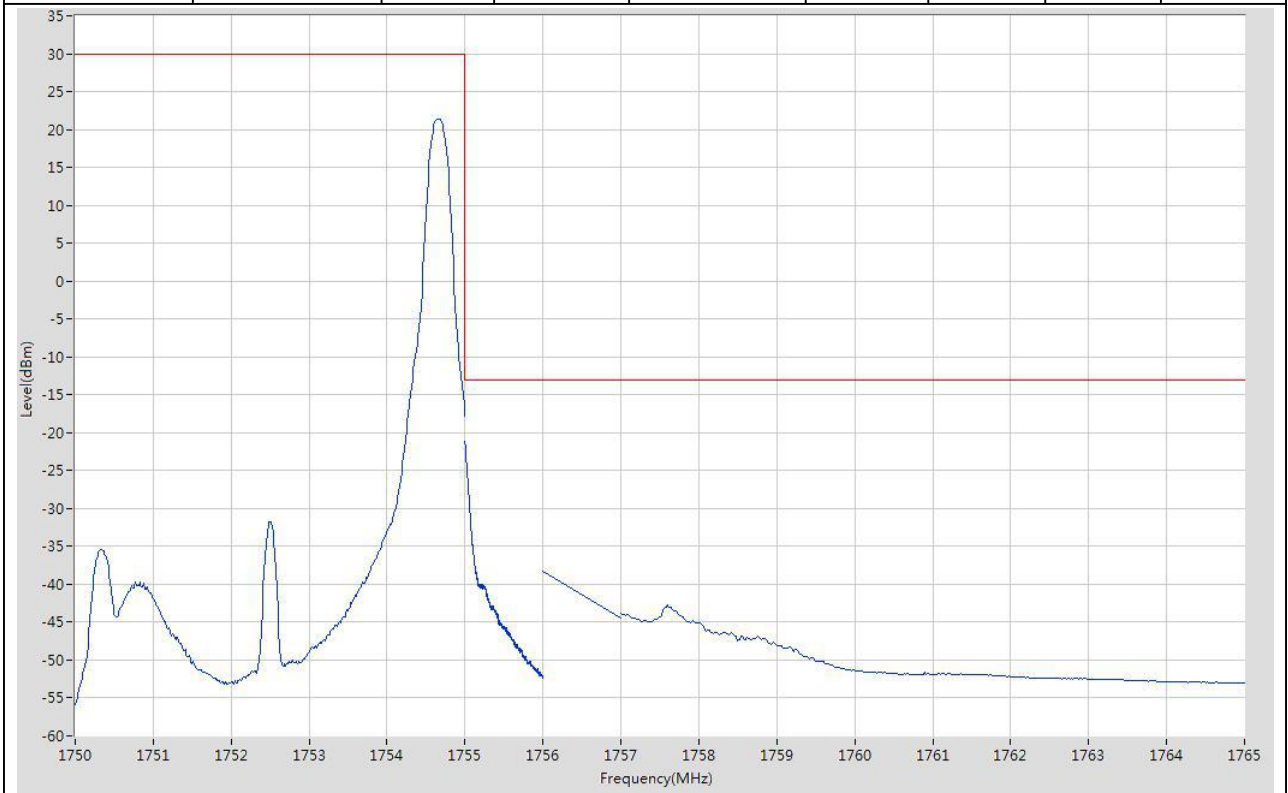
**9.20. LTE Band Edge(NTNV)(Subtest:20, Channel:19975, Bandwidth:5, Modulation:Q16, RB Number: 25, RB Position:LOW)**

Start Frequency (MHz)	Stop Frequency (MHz)	RBW (MHz)	Detector	Frequency (MHz)	Power (dBm)	Limit (dBm)	Verdict	Sweep Point
1700	1708	1	RMS	1707.98	-27.93	-13	Pass	401
1708	1709	1	RMS	1709	-27.56	-13	Pass	2
1709	1710	0.051	RMS	1710	-29.88	-13	Pass	401
1710	1715	0.1	RMS	1711.688	6.14	30	Pass	401



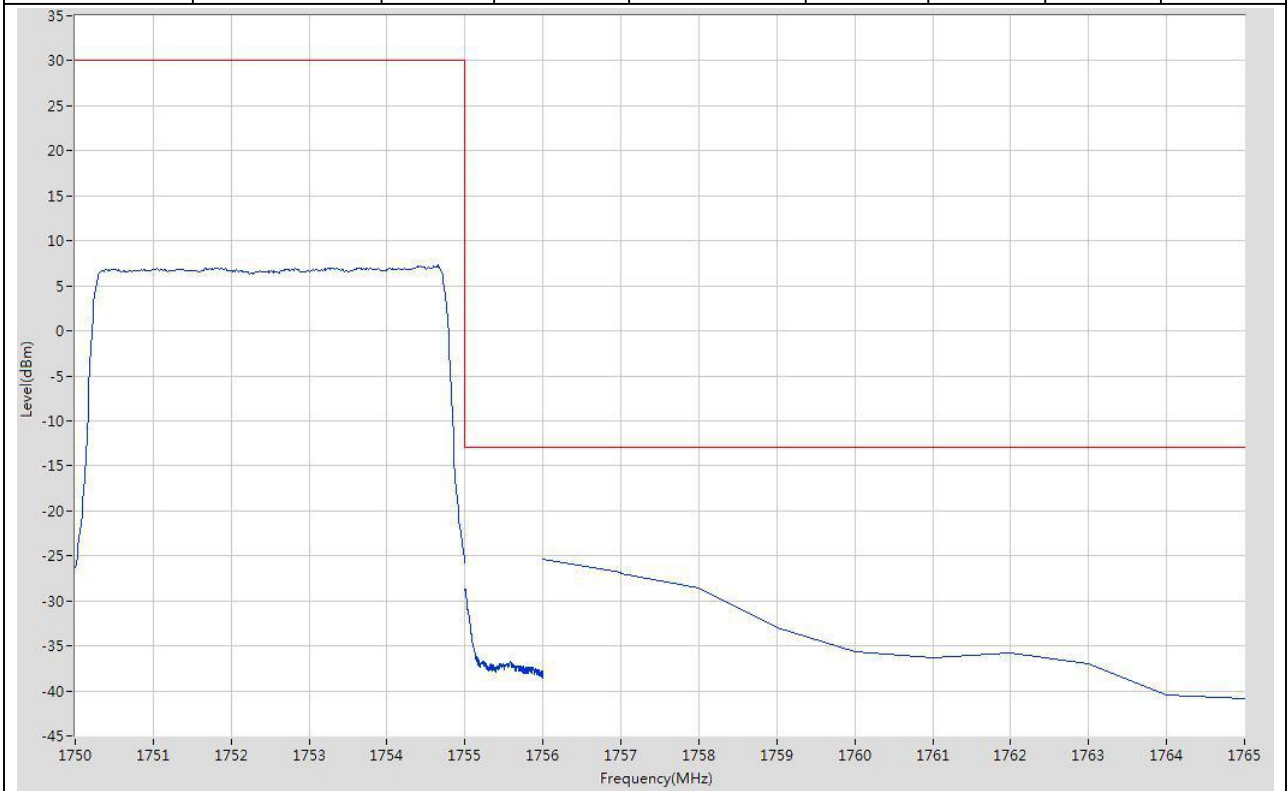
**9.21. LTE Band Edge(NTNV)(Subtest:21, Channel:20375, Bandwidth:5, Modulation:QPSK, RB Number: 1, RB Position:HIGH)**

Start Frequency (MHz)	Stop Frequency (MHz)	RBW (MHz)	Detector	Frequency (MHz)	Power (dBm)	Limit (dBm)	Verdict	Sweep Point
1750	1755	0.1	RMS	1754.65	21.44	30	Pass	401
1755	1756	0.051	RMS	1755	-21.12	-13	Pass	401
1756	1757	1	RMS	1756	-38.19	-13	Pass	2
1757	1765	1	RMS	1757.6	-42.71	-13	Pass	401



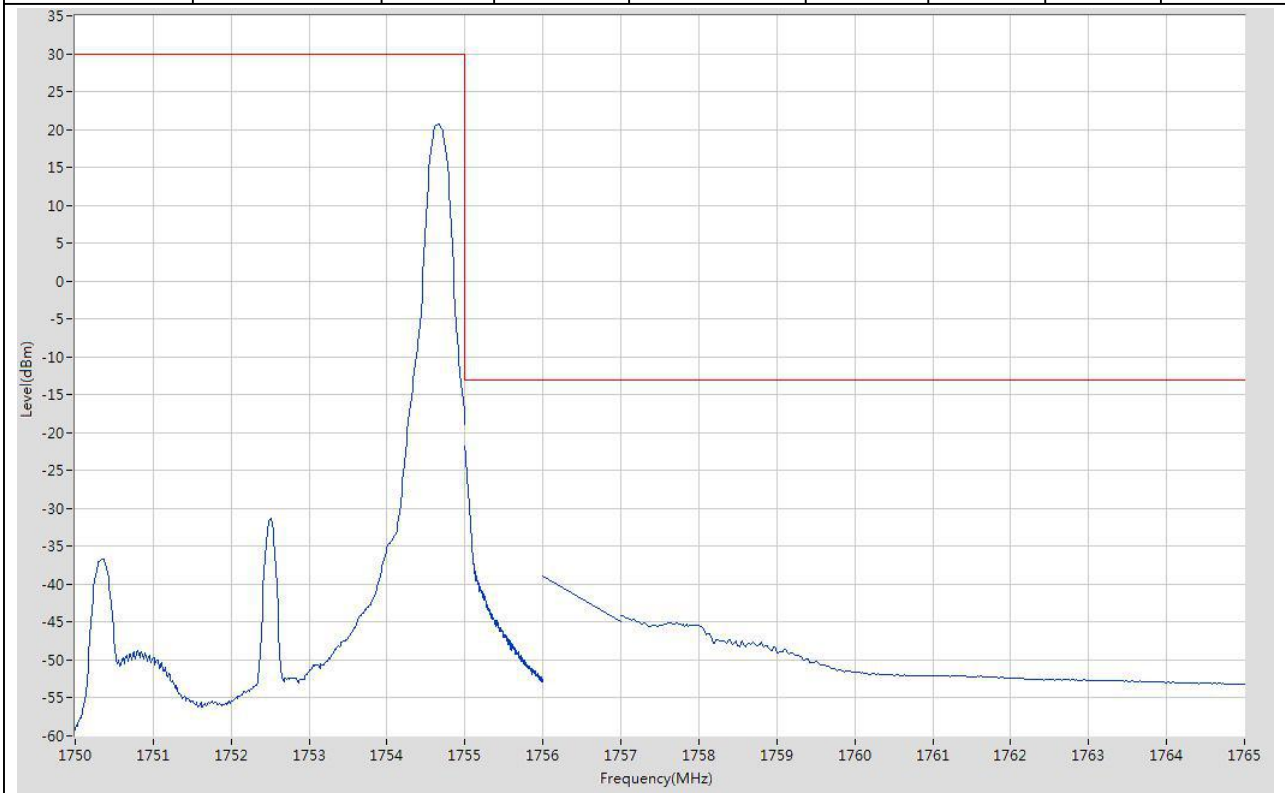
**9.22. LTE Band Edge(NTNV)(Subtest:22, Channel:20375, Bandwidth:5, Modulation:QPSK, RB Number: 25, RB Position:HIGH)**

Start Frequency (MHz)	Stop Frequency (MHz)	RBW (MHz)	Detector	Frequency (MHz)	Power (dBm)	Limit (dBm)	Verdict	Sweep Point
1750	1755	0.1	RMS	1754.65	7.32	30	Pass	401
1755	1756	0.051	RMS	1755	-28.7	-13	Pass	401
1756	1757	1	RMS	1756	-25.3	-13	Pass	2
1757	1765	1	RMS	1757	-26.91	-13	Pass	9



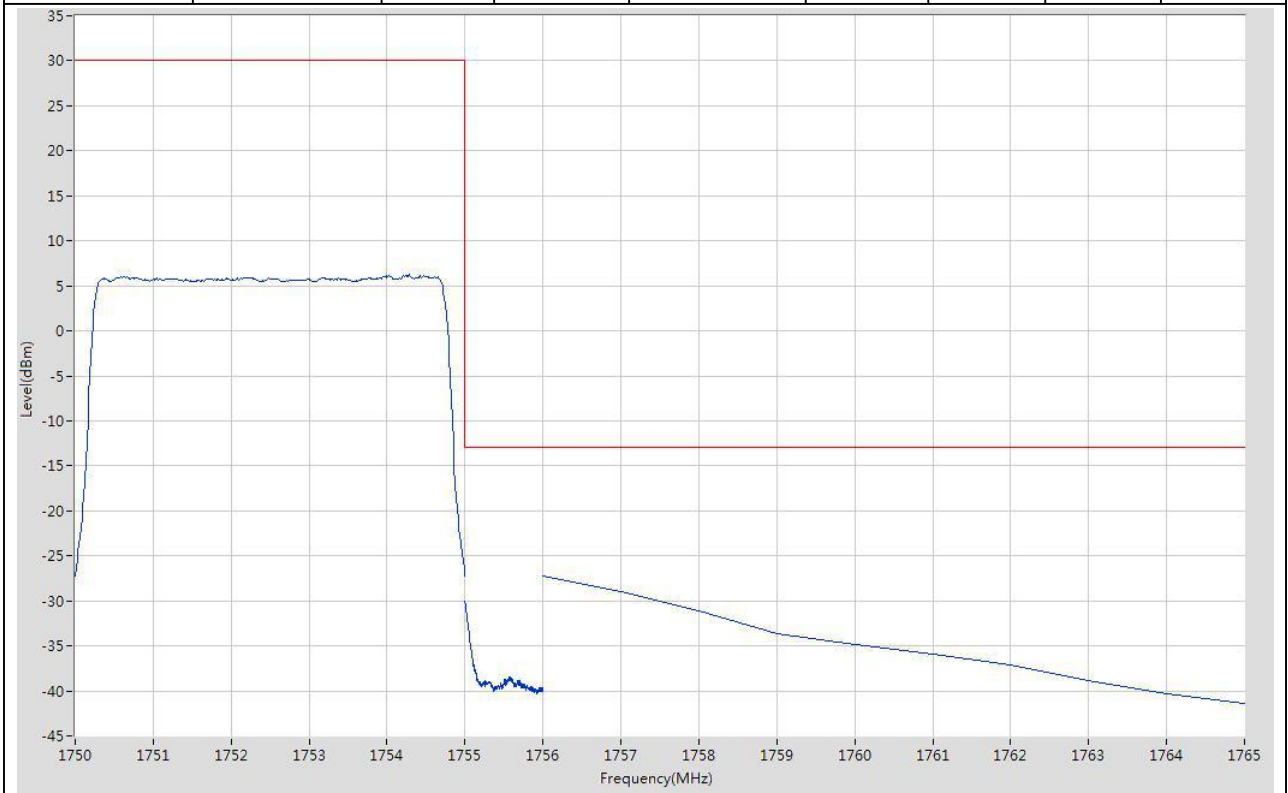
**9.23. LTE Band Edge(NTNV)(Subtest:23, Channel:20375, Bandwidth:5, Modulation:Q16, RB Number: 1, RB Position:HIGH)**

Start Frequency (MHz)	Stop Frequency (MHz)	RBW (MHz)	Detector	Frequency (MHz)	Power (dBm)	Limit (dBm)	Verdict	Sweep Point
1750	1755	0.1	RMS	1754.663	20.8	30	Pass	401
1755	1756	0.051	RMS	1755	-21.81	-13	Pass	401
1756	1757	1	RMS	1756	-38.83	-13	Pass	2
1757	1765	1	RMS	1757	-44.12	-13	Pass	401



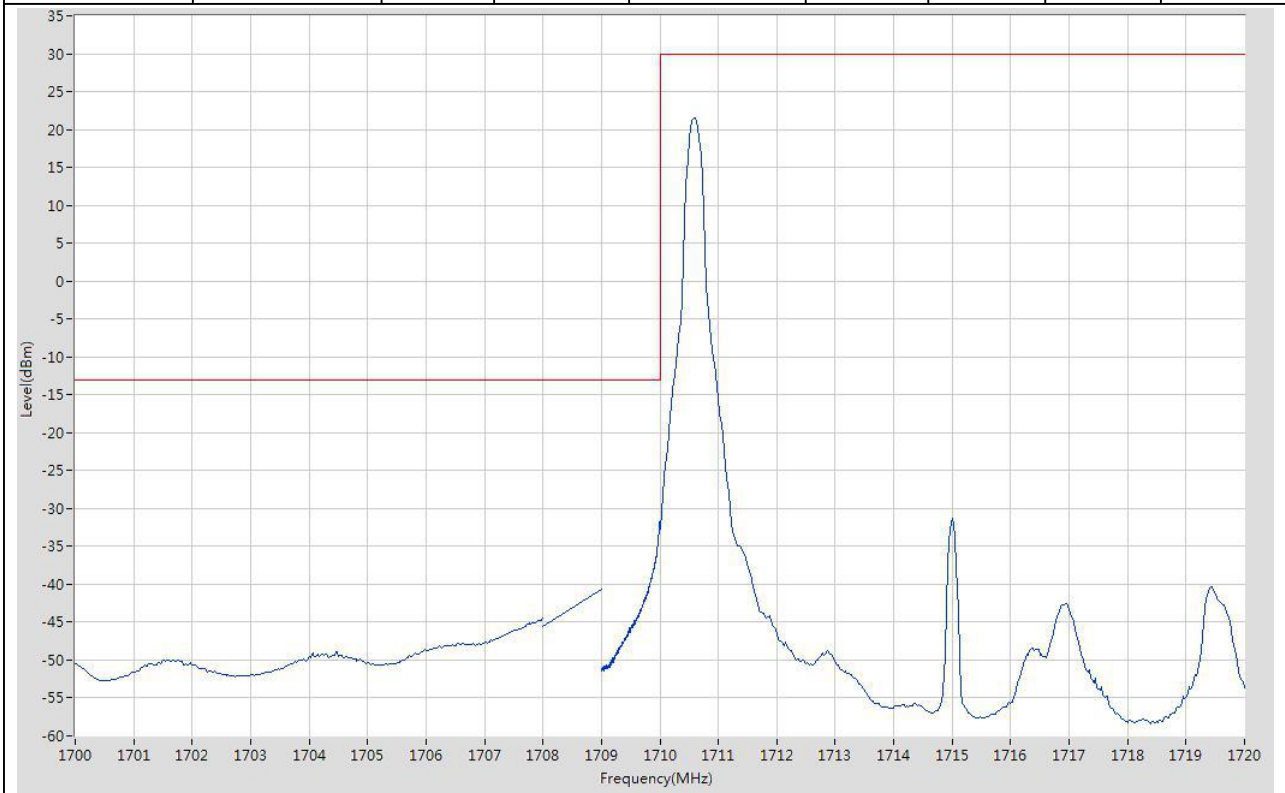
**9.24. LTE Band Edge(NTNV)(Subtest:24, Channel:20375, Bandwidth:5, Modulation:Q16, RB Number: 25, RB Position:HIGH)**

Start Frequency (MHz)	Stop Frequency (MHz)	RBW (MHz)	Detector	Frequency (MHz)	Power (dBm)	Limit (dBm)	Verdict	Sweep Point
1750	1755	0.1	RMS	1754.288	6.22	30	Pass	401
1755	1756	0.051	RMS	1755.003	-30.06	-13	Pass	401
1756	1757	1	RMS	1756	-27.17	-13	Pass	2
1757	1765	1	RMS	1757	-28.99	-13	Pass	9



**9.25. LTE Band Edge(NTNV)(Subtest:25, Channel:20000, Bandwidth:10, Modulation:QPSK, RB Number: 1, RB Position:LOW)**

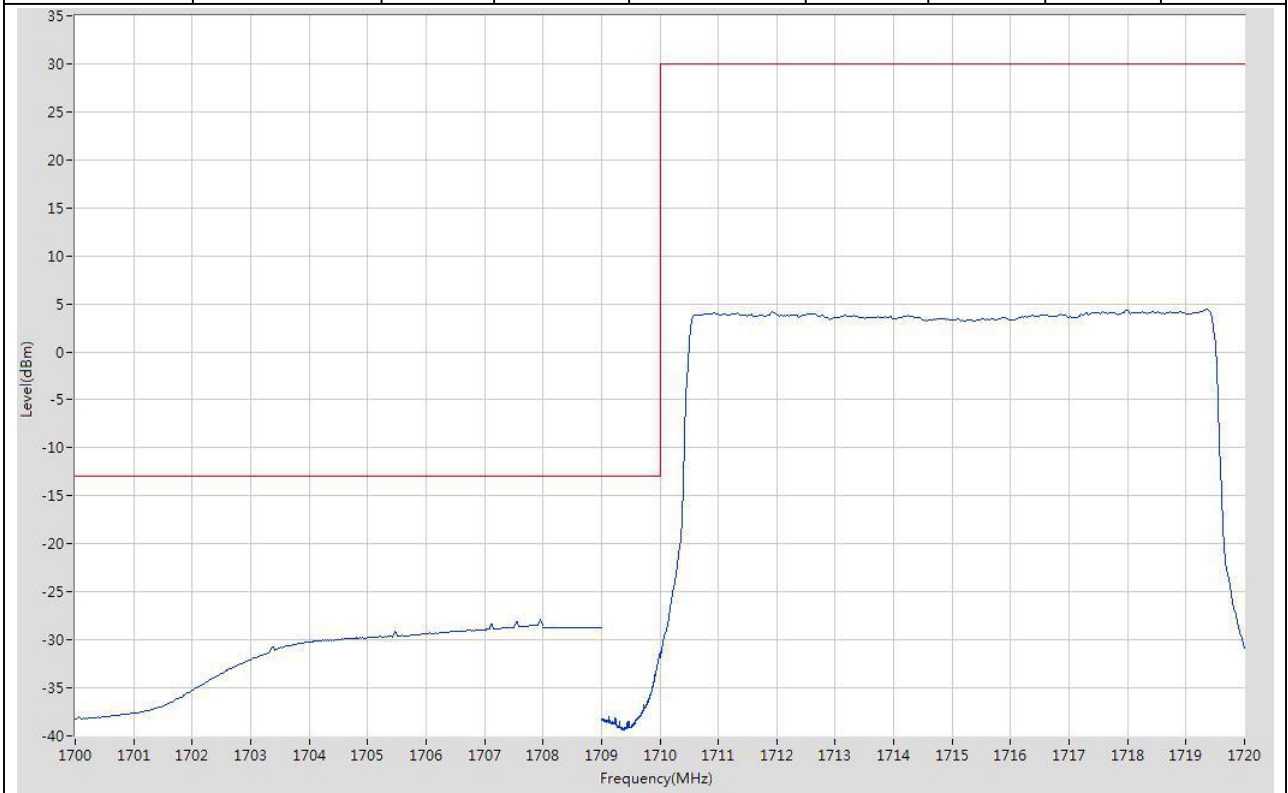
Start Frequency (MHz)	Stop Frequency (MHz)	RBW (MHz)	Detector	Frequency (MHz)	Power (dBm)	Limit (dBm)	Verdict	Sweep Point
1700	1708	1	RMS	1708	-44.51	-13	Pass	401
1708	1709	1	RMS	1709	-40.6	-13	Pass	2
1709	1710	0.1	RMS	1710	-31.63	-13	Pass	401
1710	1720	0.1	RMS	1710.6	21.45	30	Pass	401





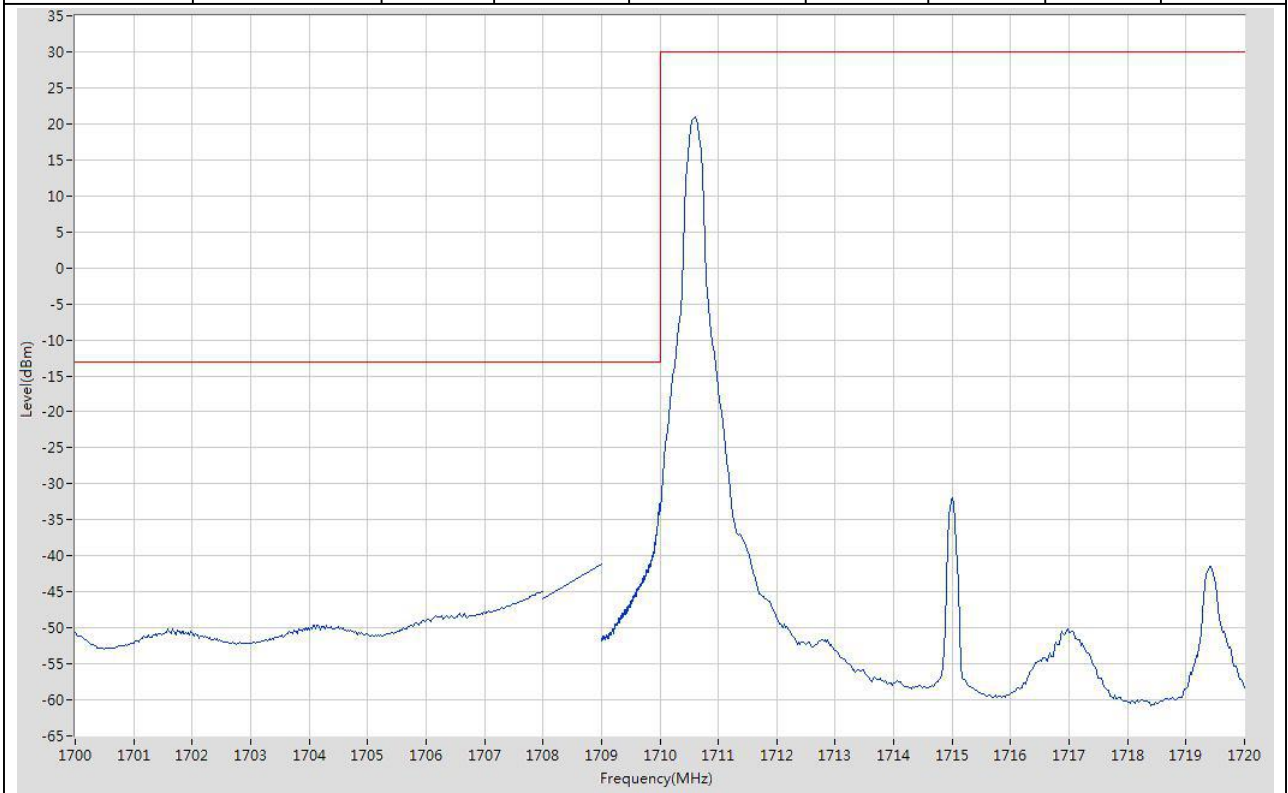
**9.26. LTE Band Edge(NTNV)(Subtest:26, Channel:20000, Bandwidth:10, Modulation:QPSK, RB Number: 50, RB Position:LOW)**

Start Frequency (MHz)	Stop Frequency (MHz)	RBW (MHz)	Detector	Frequency (MHz)	Power (dBm)	Limit (dBm)	Verdict	Sweep Point
1700	1708	1	RMS	1707.96	-27.9	-13	Pass	401
1708	1709	1	RMS	1708	-28.67	-13	Pass	2
1709	1710	0.1	RMS	1710	-31.27	-13	Pass	401
1710	1720	0.1	RMS	1719.35	4.39	30	Pass	401



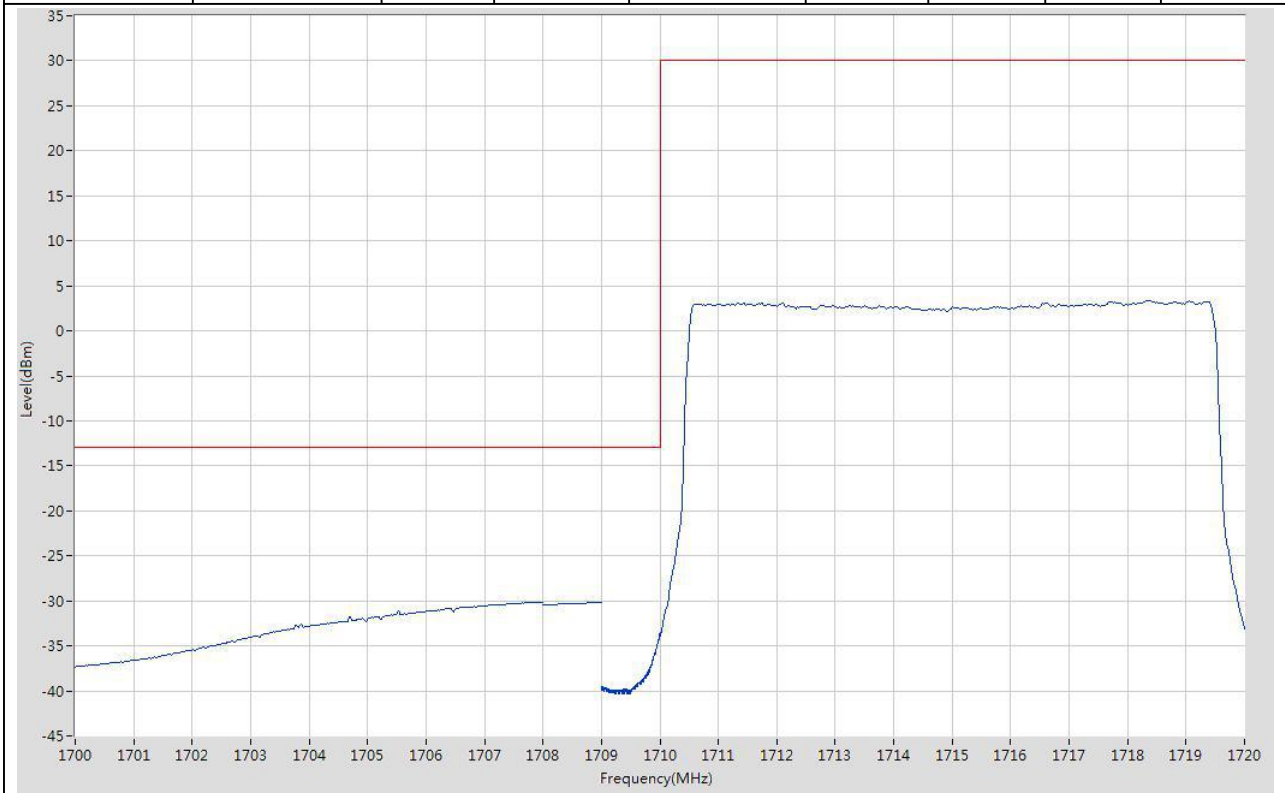
**9.27. LTE Band Edge(NTNV)(Subtest:27, Channel:20000, Bandwidth:10, Modulation:Q16, RB Number: 1, RB Position:LOW)**

Start Frequency (MHz)	Stop Frequency (MHz)	RBW (MHz)	Detector	Frequency (MHz)	Power (dBm)	Limit (dBm)	Verdict	Sweep Point
1700	1708	1	RMS	1708	-44.92	-13	Pass	401
1708	1709	1	RMS	1709	-41.11	-13	Pass	2
1709	1710	0.1	RMS	1710	-32.55	-13	Pass	401
1710	1720	0.1	RMS	1710.6	21.01	30	Pass	401



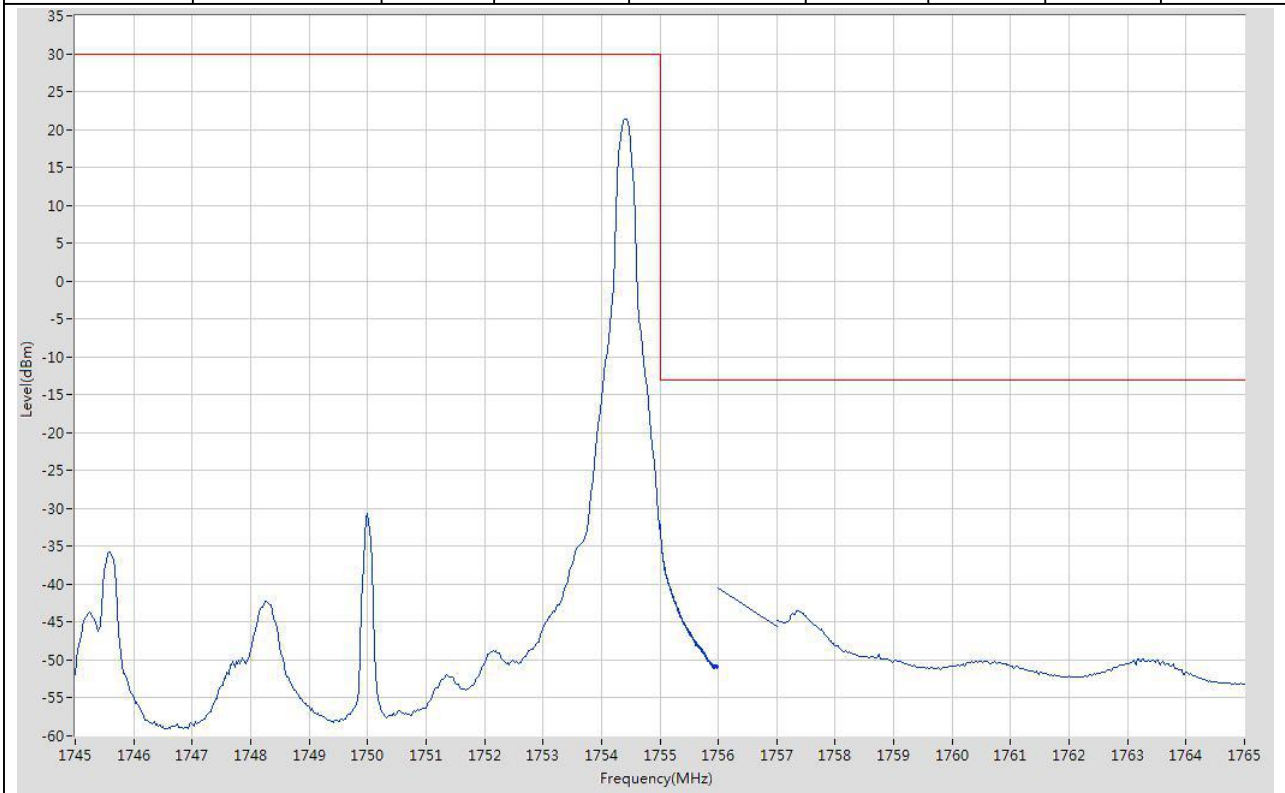
**9.28. LTE Band Edge(NTNV)(Subtest:28, Channel:20000, Bandwidth:10, Modulation:Q16, RB Number: 50, RB Position:LOW)**

Start Frequency (MHz)	Stop Frequency (MHz)	RBW (MHz)	Detector	Frequency (MHz)	Power (dBm)	Limit (dBm)	Verdict	Sweep Point
1700	1708	1	RMS	1707.98	-30.12	-13	Pass	401
1708	1709	1	RMS	1709	-30.12	-13	Pass	2
1709	1710	0.1	RMS	1710	-33.56	-13	Pass	401
1710	1720	0.1	RMS	1718.4	3.41	30	Pass	401



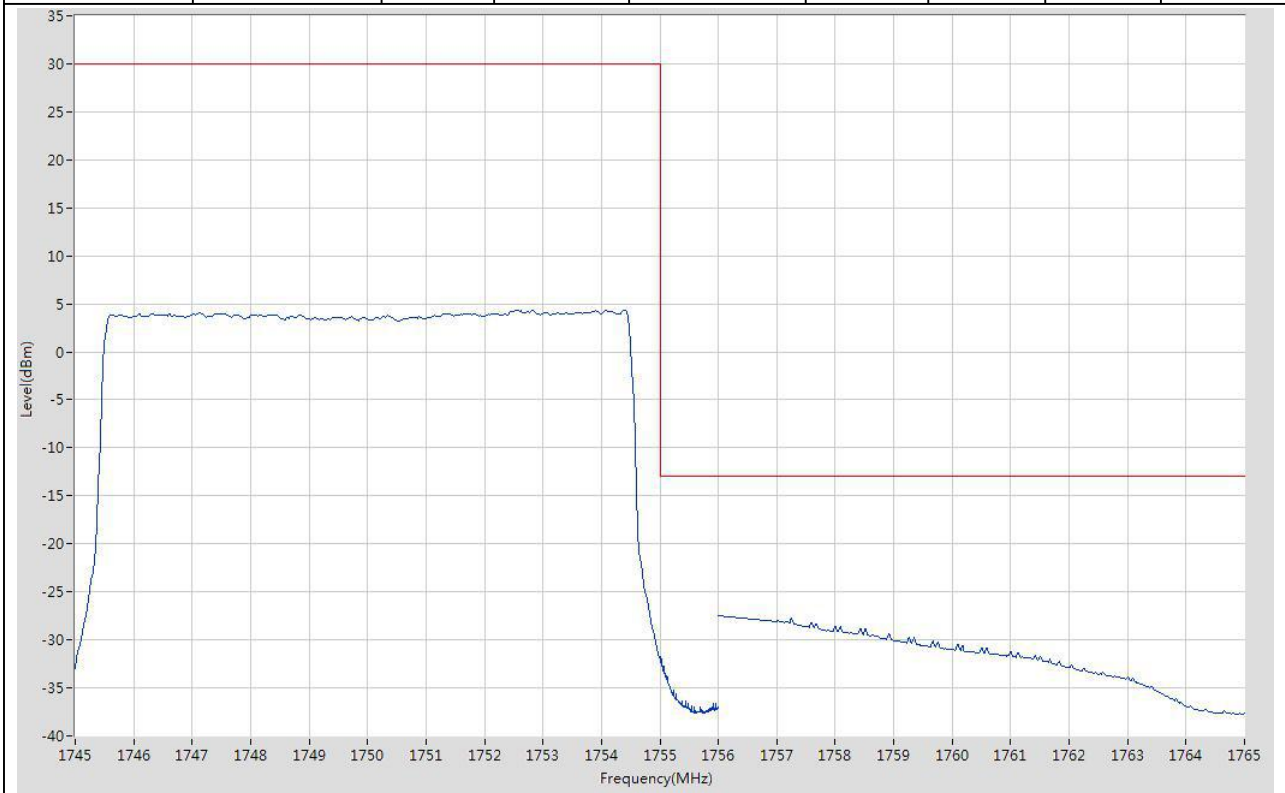
**9.29. LTE Band Edge(NTNV)(Subtest:29, Channel:20350, Bandwidth:10, Modulation:QPSK, RB Number: 1, RB Position:HIGH)**

Start Frequency (MHz)	Stop Frequency (MHz)	RBW (MHz)	Detector	Frequency (MHz)	Power (dBm)	Limit (dBm)	Verdict	Sweep Point
1745	1755	0.1	RMS	1754.4	21.4	30	Pass	401
1755	1756	0.1	RMS	1755	-32.02	-13	Pass	401
1756	1757	1	RMS	1756	-40.52	-13	Pass	2
1757	1765	1	RMS	1757.38	-43.44	-13	Pass	401



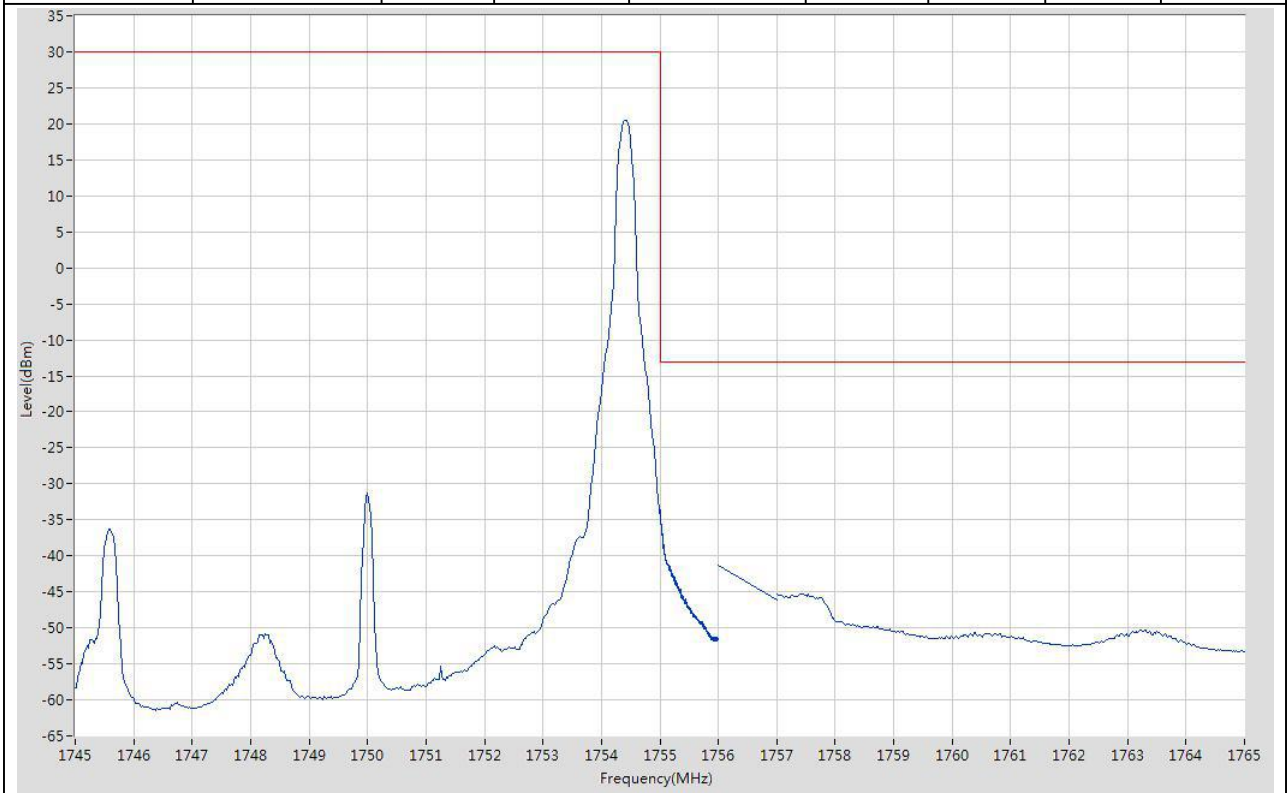
**9.30. LTE Band Edge(NTNV)(Subtest:30, Channel:20350, Bandwidth:10, Modulation:QPSK, RB Number: 50, RB Position:HIGH)**

Start Frequency (MHz)	Stop Frequency (MHz)	RBW (MHz)	Detector	Frequency (MHz)	Power (dBm)	Limit (dBm)	Verdict	Sweep Point
1745	1755	0.1	RMS	1752.575	4.3	30	Pass	401
1755	1756	0.1	RMS	1755	-31.75	-13	Pass	401
1756	1757	1	RMS	1756	-27.5	-13	Pass	2
1757	1765	1	RMS	1757.26	-27.7	-13	Pass	401



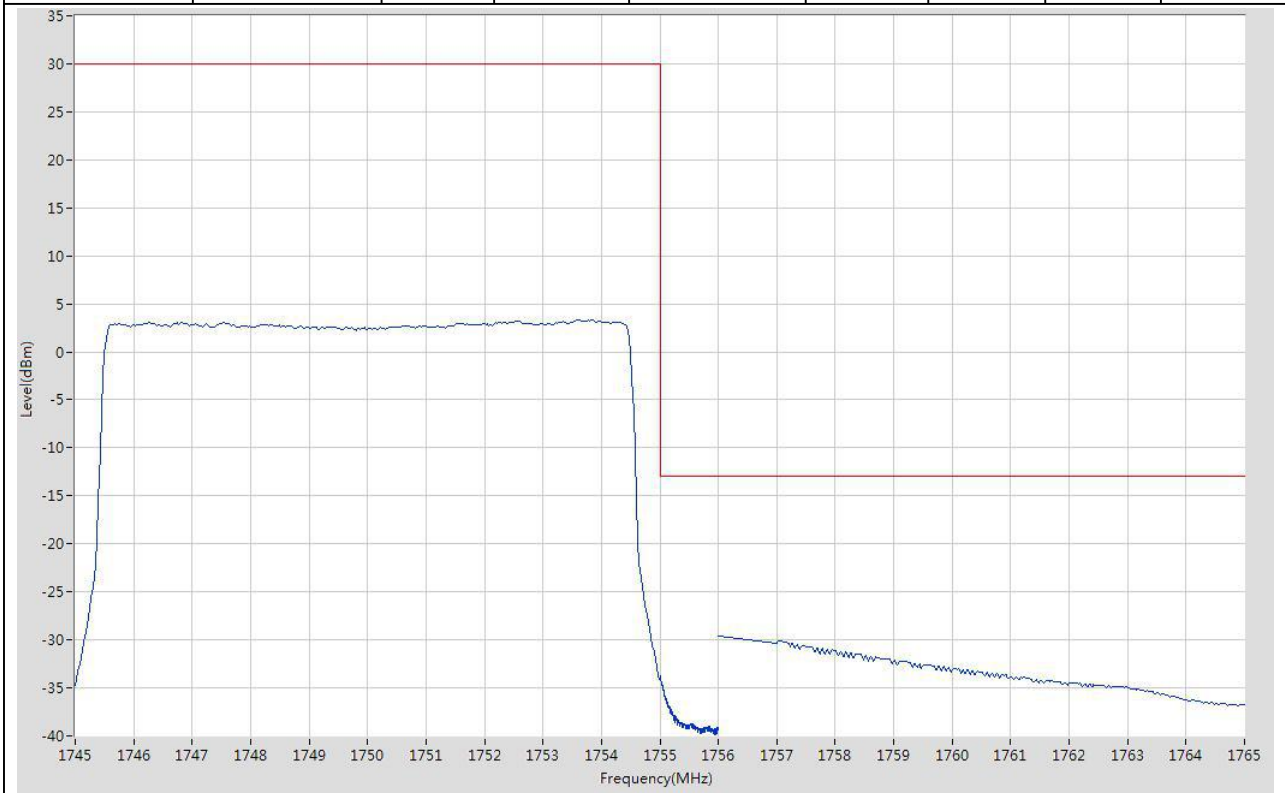
**9.31. LTE Band Edge(NTNV)(Subtest:31, Channel:20350, Bandwidth:10, Modulation:Q16, RB Number: 1, RB Position:HIGH)**

Start Frequency (MHz)	Stop Frequency (MHz)	RBW (MHz)	Detector	Frequency (MHz)	Power (dBm)	Limit (dBm)	Verdict	Sweep Point
1745	1755	0.1	RMS	1754.425	20.46	30	Pass	401
1755	1756	0.1	RMS	1755	-33.7	-13	Pass	401
1756	1757	1	RMS	1756	-41.33	-13	Pass	2
1757	1765	1	RMS	1757	-45.28	-13	Pass	401



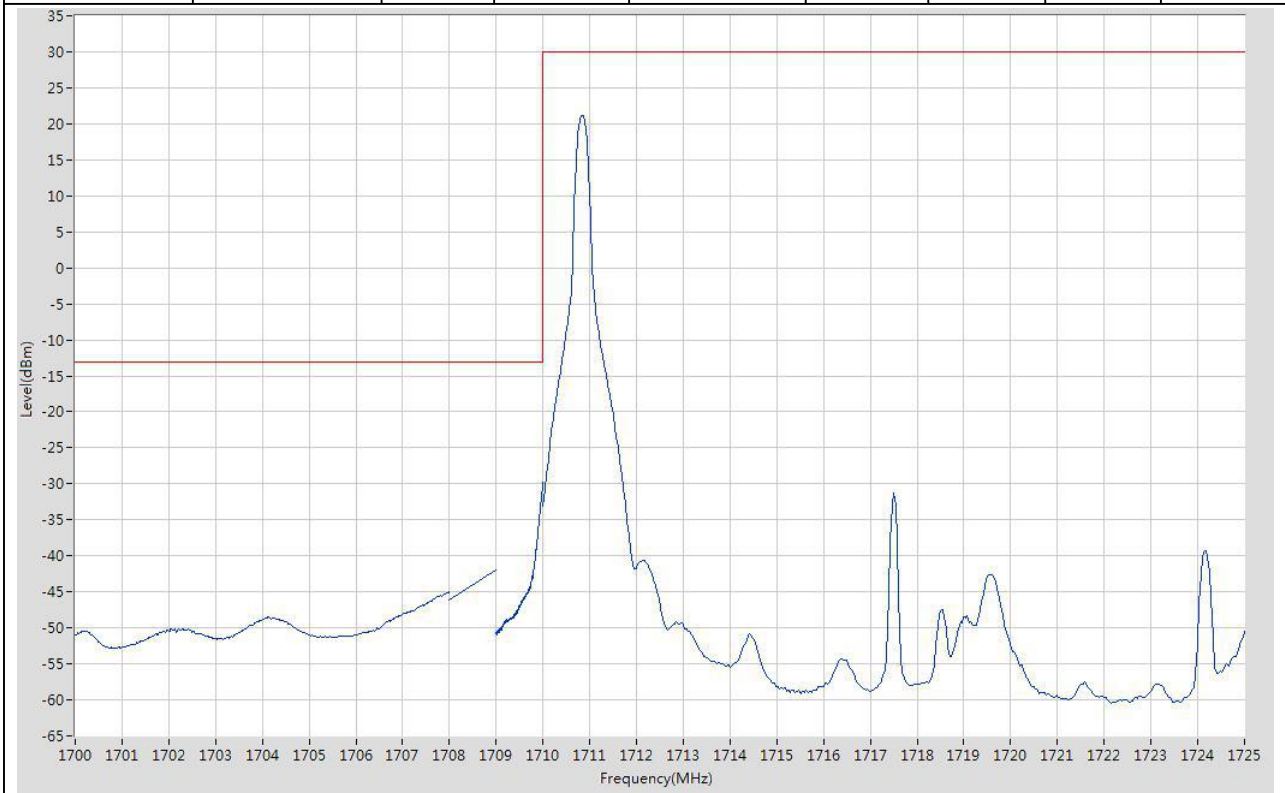
**9.32. LTE Band Edge(NTNV)(Subtest:32, Channel:20350, Bandwidth:10, Modulation:Q16, RB Number: 50, RB Position:HIGH)**

Start Frequency (MHz)	Stop Frequency (MHz)	RBW (MHz)	Detector	Frequency (MHz)	Power (dBm)	Limit (dBm)	Verdict	Sweep Point
1745	1755	0.1	RMS	1753.575	3.34	30	Pass	401
1755	1756	0.1	RMS	1755	-33.74	-13	Pass	401
1756	1757	1	RMS	1756	-29.57	-13	Pass	2
1757	1765	1	RMS	1757.02	-30.09	-13	Pass	401



**9.33. LTE Band Edge(NTNV)(Subtest:33, Channel:20025, Bandwidth:15, Modulation:QPSK, RB Number: 1, RB Position:LOW)**

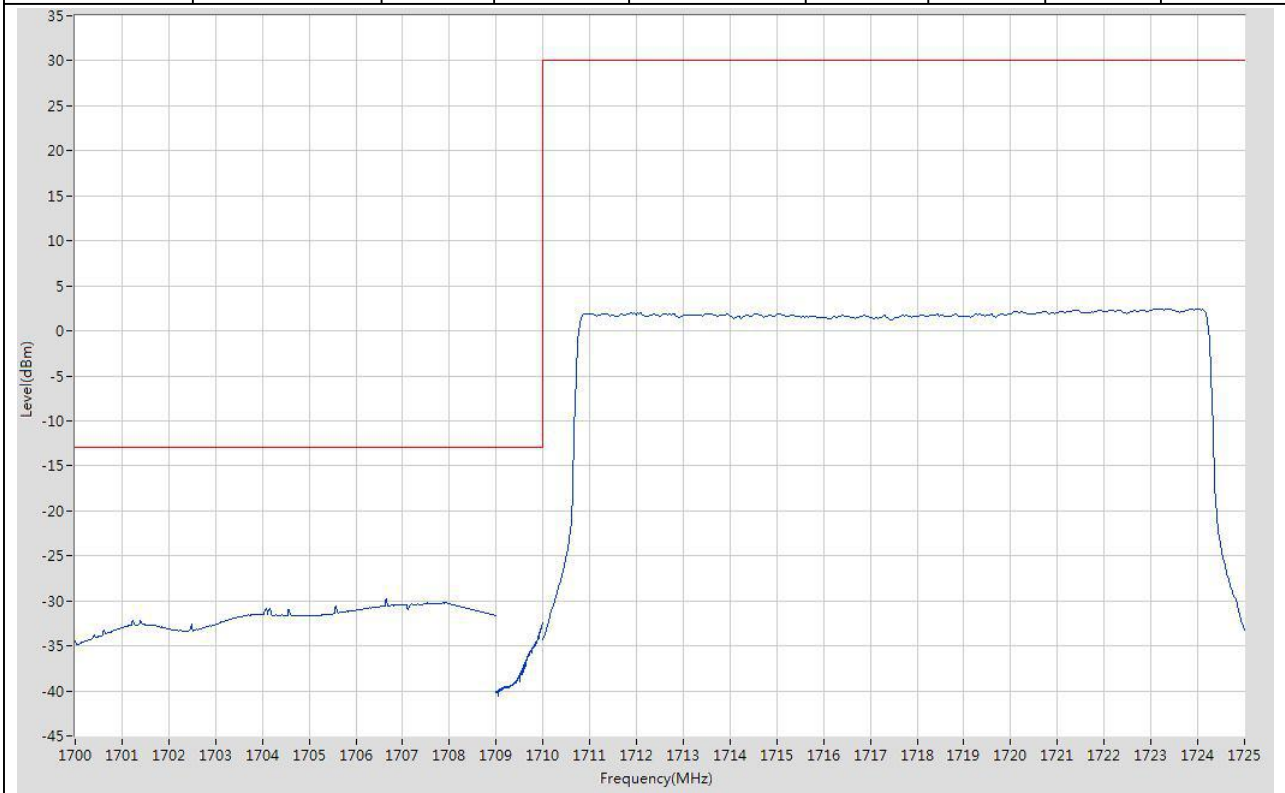
Start Frequency (MHz)	Stop Frequency (MHz)	RBW (MHz)	Detector	Frequency (MHz)	Power (dBm)	Limit (dBm)	Verdict	Sweep Point
1700	1708	1	RMS	1707.98	-44.95	-13	Pass	401
1708	1709	1	RMS	1709	-41.96	-13	Pass	2
1709	1710	0.15	RMS	1710	-29.74	-13	Pass	401
1710	1725	0.1	RMS	1710.825	21.17	30	Pass	401





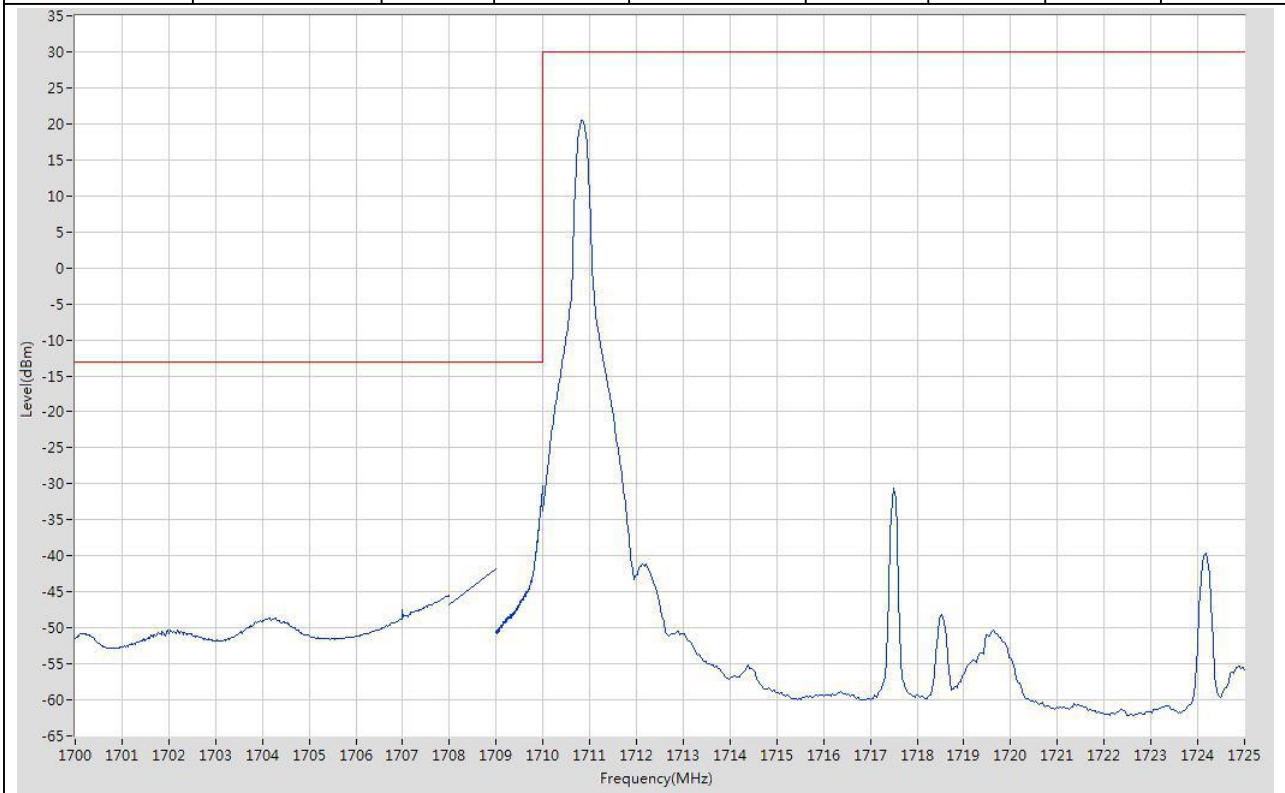
**9.34. LTE Band Edge(NTNV)(Subtest:34, Channel:20025, Bandwidth:15, Modulation:QPSK, RB Number: 75, RB Position:LOW)**

Start Frequency (MHz)	Stop Frequency (MHz)	RBW (MHz)	Detector	Frequency (MHz)	Power (dBm)	Limit (dBm)	Verdict	Sweep Point
1700	1708	1	RMS	1706.66	-29.81	-13	Pass	401
1708	1709	1	RMS	1708	-30.29	-13	Pass	2
1709	1710	0.15	RMS	1710	-32.41	-13	Pass	401
1710	1725	0.1	RMS	1723.125	2.45	30	Pass	401



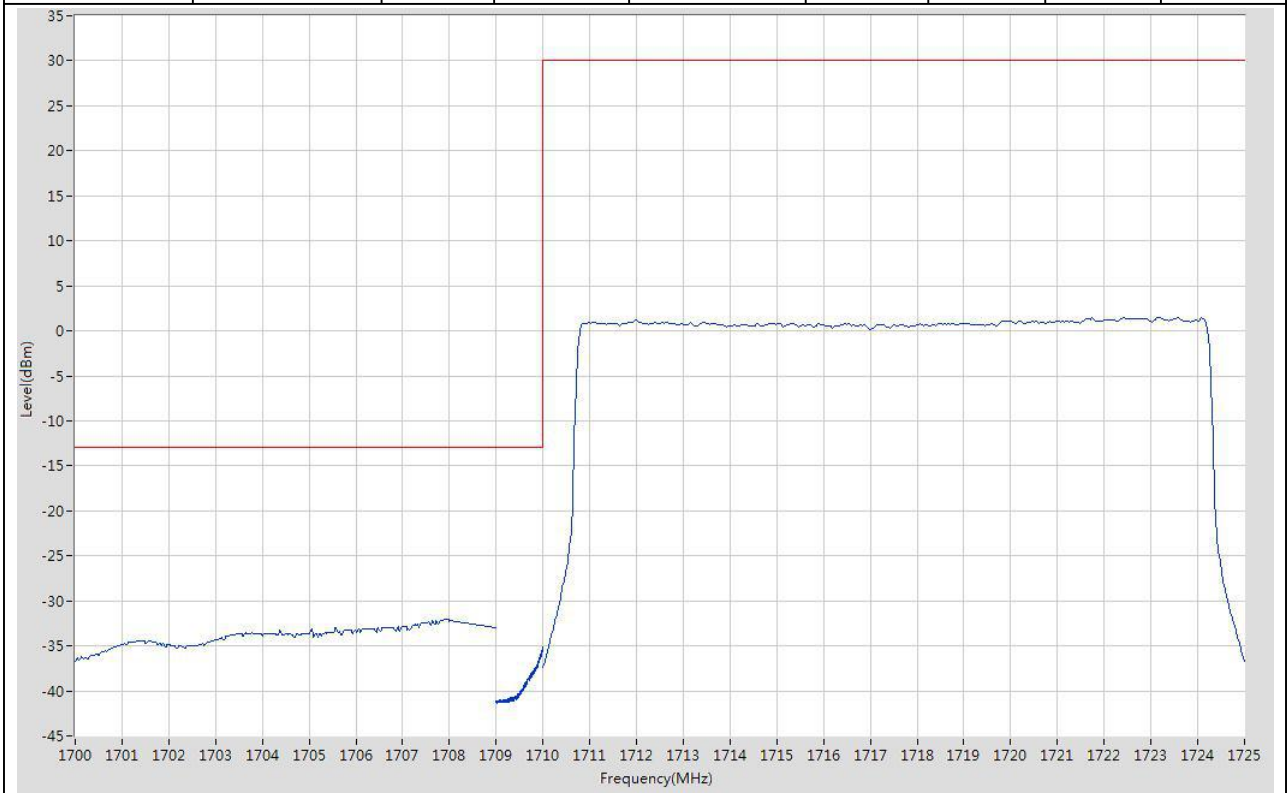
**9.35. LTE Band Edge(NTNV)(Subtest:35, Channel:20025, Bandwidth:15, Modulation:Q16, RB Number: 1, RB Position:LOW)**

Start Frequency (MHz)	Stop Frequency (MHz)	RBW (MHz)	Detector	Frequency (MHz)	Power (dBm)	Limit (dBm)	Verdict	Sweep Point
1700	1708	1	RMS	1708	-45.4	-13	Pass	401
1708	1709	1	RMS	1709	-41.86	-13	Pass	2
1709	1710	0.15	RMS	1710	-30.27	-13	Pass	401
1710	1725	0.1	RMS	1710.825	20.55	30	Pass	401



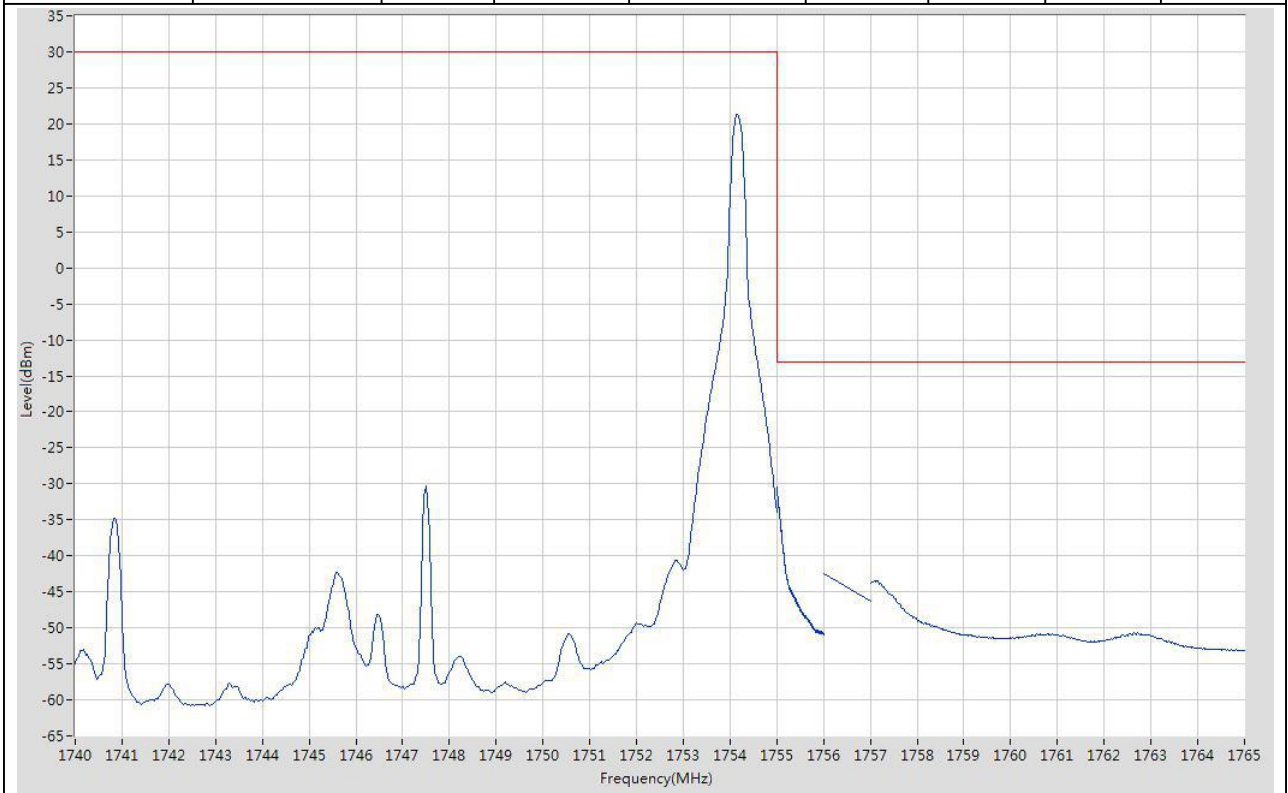
**9.36. LTE Band Edge(NTNV)(Subtest:36, Channel:20025, Bandwidth:15, Modulation:Q16, RB Number: 75, RB Position:LOW)**

Start Frequency (MHz)	Stop Frequency (MHz)	RBW (MHz)	Detector	Frequency (MHz)	Power (dBm)	Limit (dBm)	Verdict	Sweep Point
1700	1708	1	RMS	1707.96	-32.04	-13	Pass	401
1708	1709	1	RMS	1708	-32.15	-13	Pass	2
1709	1710	0.15	RMS	1709.998	-35.18	-13	Pass	401
1710	1725	0.1	RMS	1723.163	1.51	30	Pass	401



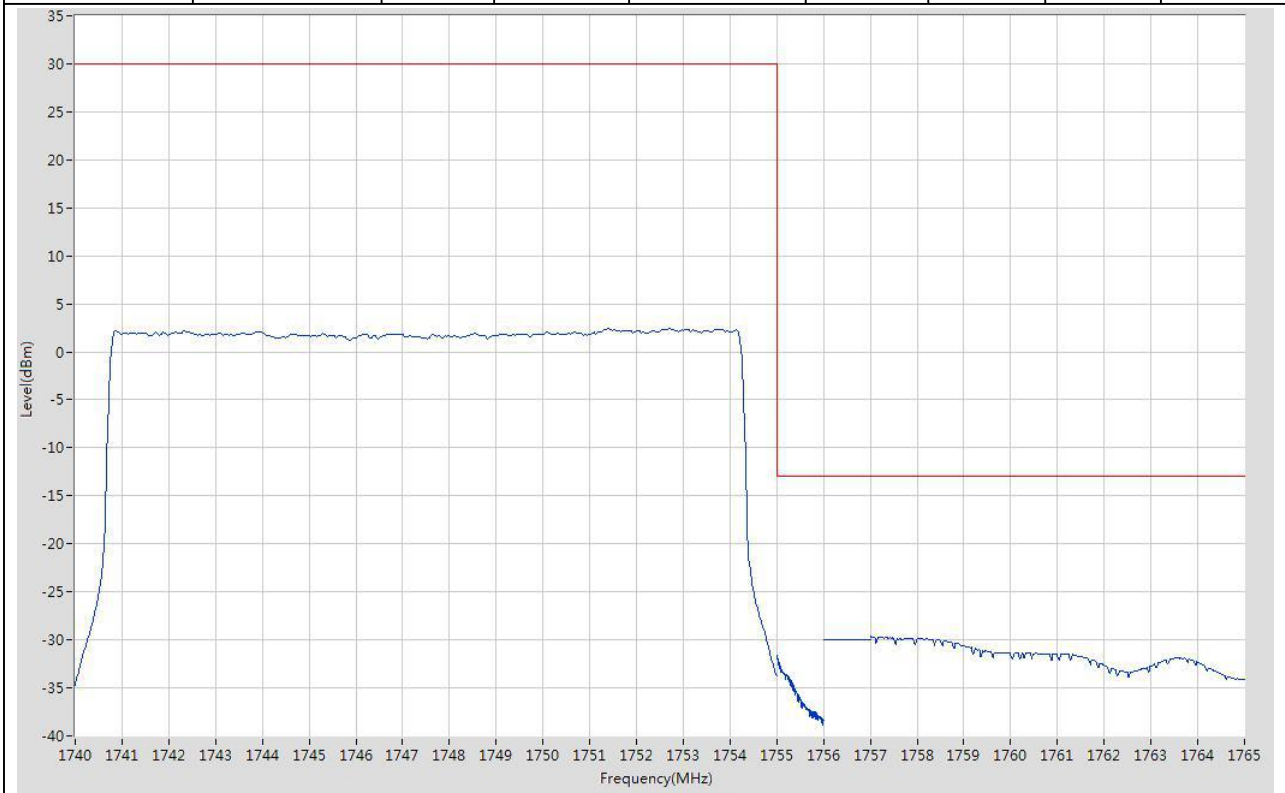
**9.37. LTE Band Edge(NTNV)(Subtest:37, Channel:20325, Bandwidth:15, Modulation:QPSK, RB Number: 1, RB Position:HIGH)**

Start Frequency (MHz)	Stop Frequency (MHz)	RBW (MHz)	Detector	Frequency (MHz)	Power (dBm)	Limit (dBm)	Verdict	Sweep Point
1740	1755	0.1	RMS	1754.138	21.26	30	Pass	401
1755	1756	0.15	RMS	1755	-30.48	-13	Pass	401
1756	1757	1	RMS	1756	-42.39	-13	Pass	2
1757	1765	1	RMS	1757.14	-43.47	-13	Pass	401



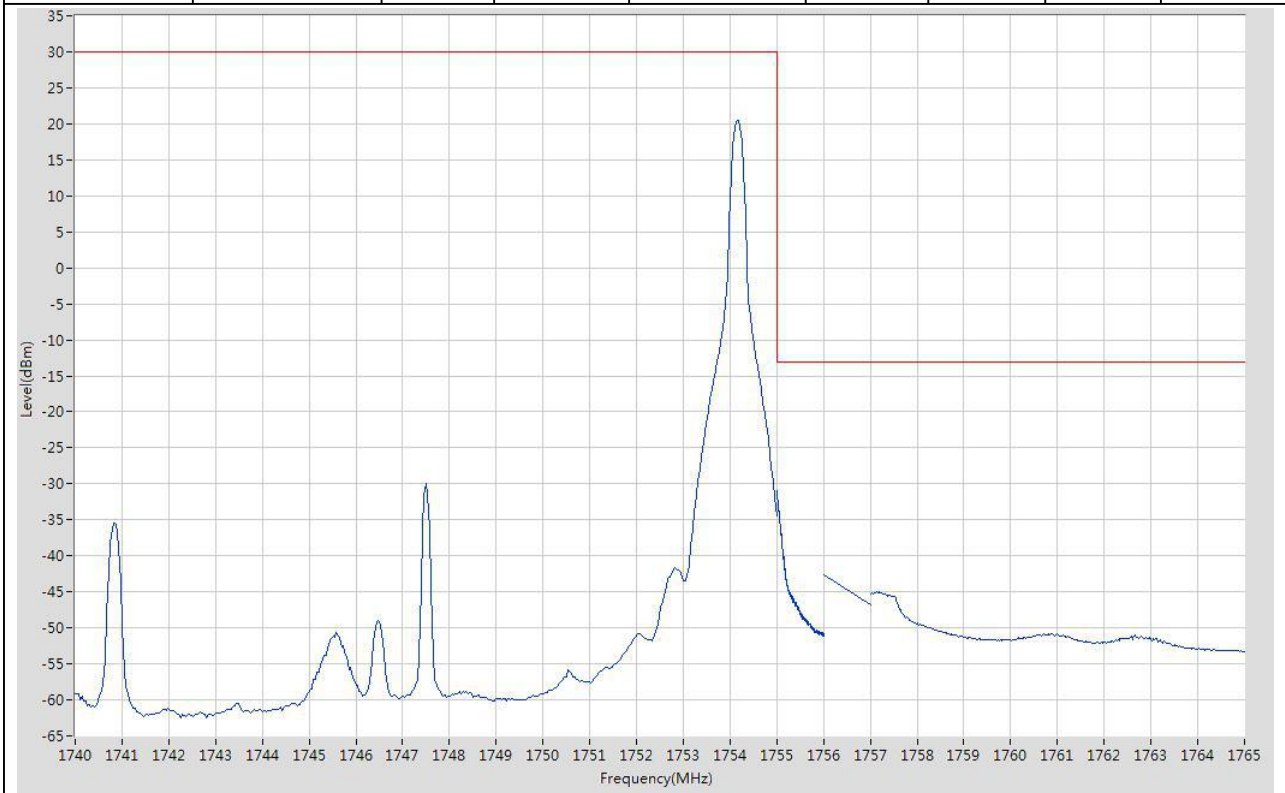
**9.38. LTE Band Edge(NTNV)(Subtest:38, Channel:20325, Bandwidth:15, Modulation:QPSK, RB Number: 75, RB Position:HIGH)**

Start Frequency (MHz)	Stop Frequency (MHz)	RBW (MHz)	Detector	Frequency (MHz)	Power (dBm)	Limit (dBm)	Verdict	Sweep Point
1740	1755	0.1	RMS	1751.4	2.39	30	Pass	401
1755	1756	0.15	RMS	1755	-31.66	-13	Pass	401
1756	1757	1	RMS	1757	-29.94	-13	Pass	2
1757	1765	1	RMS	1757	-29.66	-13	Pass	401



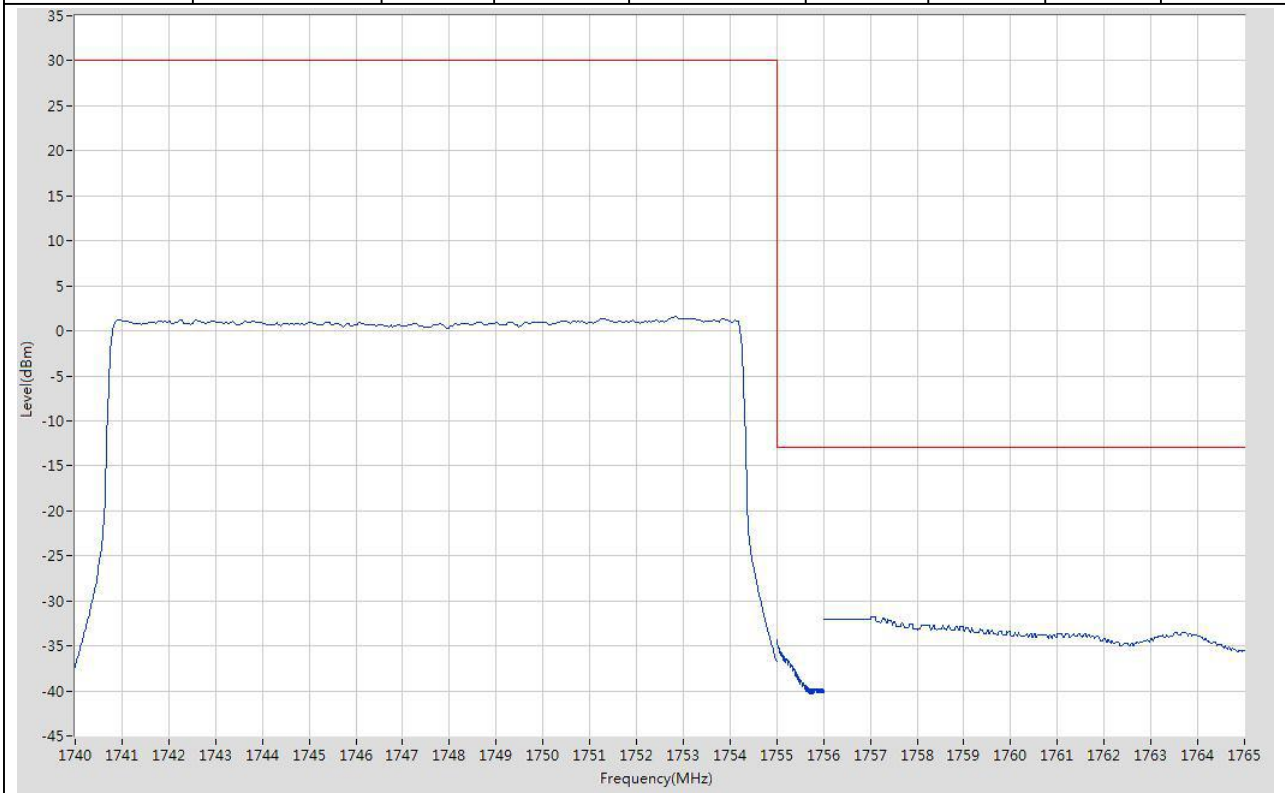
**9.39. LTE Band Edge(NTNV)(Subtest:39, Channel:20325, Bandwidth:15, Modulation:Q16, RB Number: 1, RB Position:HIGH)**

Start Frequency (MHz)	Stop Frequency (MHz)	RBW (MHz)	Detector	Frequency (MHz)	Power (dBm)	Limit (dBm)	Verdict	Sweep Point
1740	1755	0.1	RMS	1754.175	20.43	30	Pass	401
1755	1756	0.15	RMS	1755.008	-30.93	-13	Pass	401
1756	1757	1	RMS	1756	-42.64	-13	Pass	2
1757	1765	1	RMS	1757.18	-45.02	-13	Pass	401



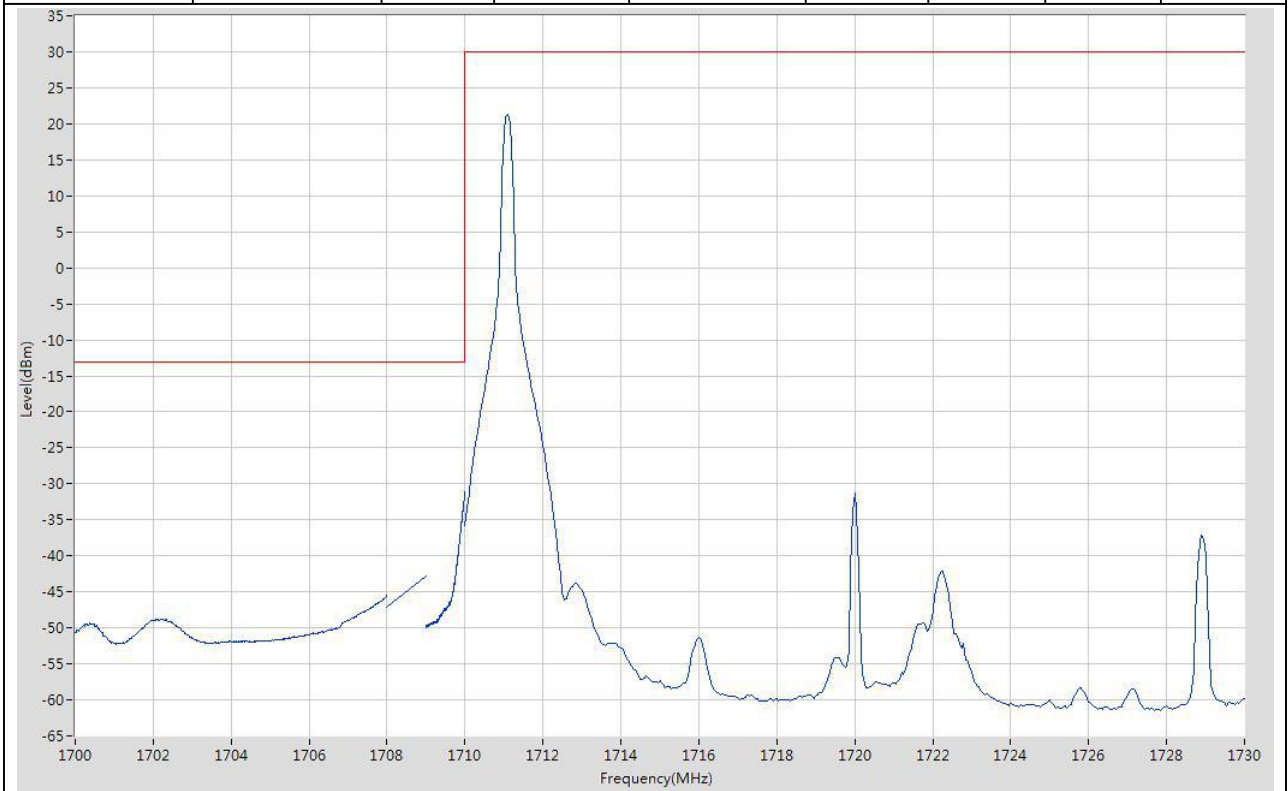
**9.40. LTE Band Edge(NTNV)(Subtest:40, Channel:20325, Bandwidth:15, Modulation:Q16, RB Number: 75, RB Position:HIGH)**

Start Frequency (MHz)	Stop Frequency (MHz)	RBW (MHz)	Detector	Frequency (MHz)	Power (dBm)	Limit (dBm)	Verdict	Sweep Point
1740	1755	0.1	RMS	1752.825	1.55	30	Pass	401
1755	1756	0.15	RMS	1755	-34.33	-13	Pass	401
1756	1757	1	RMS	1757	-32.02	-13	Pass	2
1757	1765	1	RMS	1757.02	-31.73	-13	Pass	401



**9.41. LTE Band Edge(NTNV)(Subtest:41, Channel:20050, Bandwidth:20, Modulation:QPSK, RB Number: 1, RB Position:LOW)**

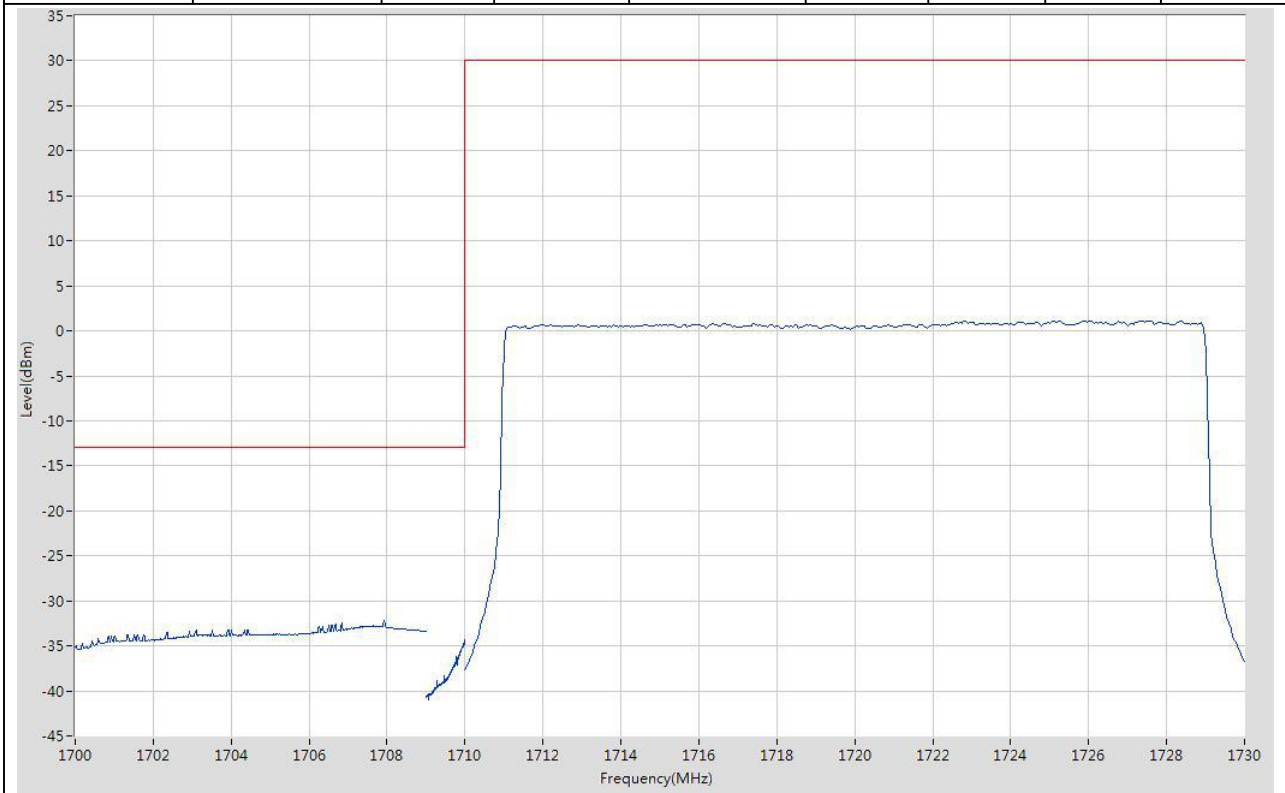
Start Frequency (MHz)	Stop Frequency (MHz)	RBW (MHz)	Detector	Frequency (MHz)	Power (dBm)	Limit (dBm)	Verdict	Sweep Point
1700	1708	1	RMS	1708	-45.52	-13	Pass	401
1708	1709	1	RMS	1709	-42.81	-13	Pass	2
1709	1710	0.2	RMS	1710	-31.13	-13	Pass	401
1710	1730	0.1	RMS	1711.1	21.28	30	Pass	401





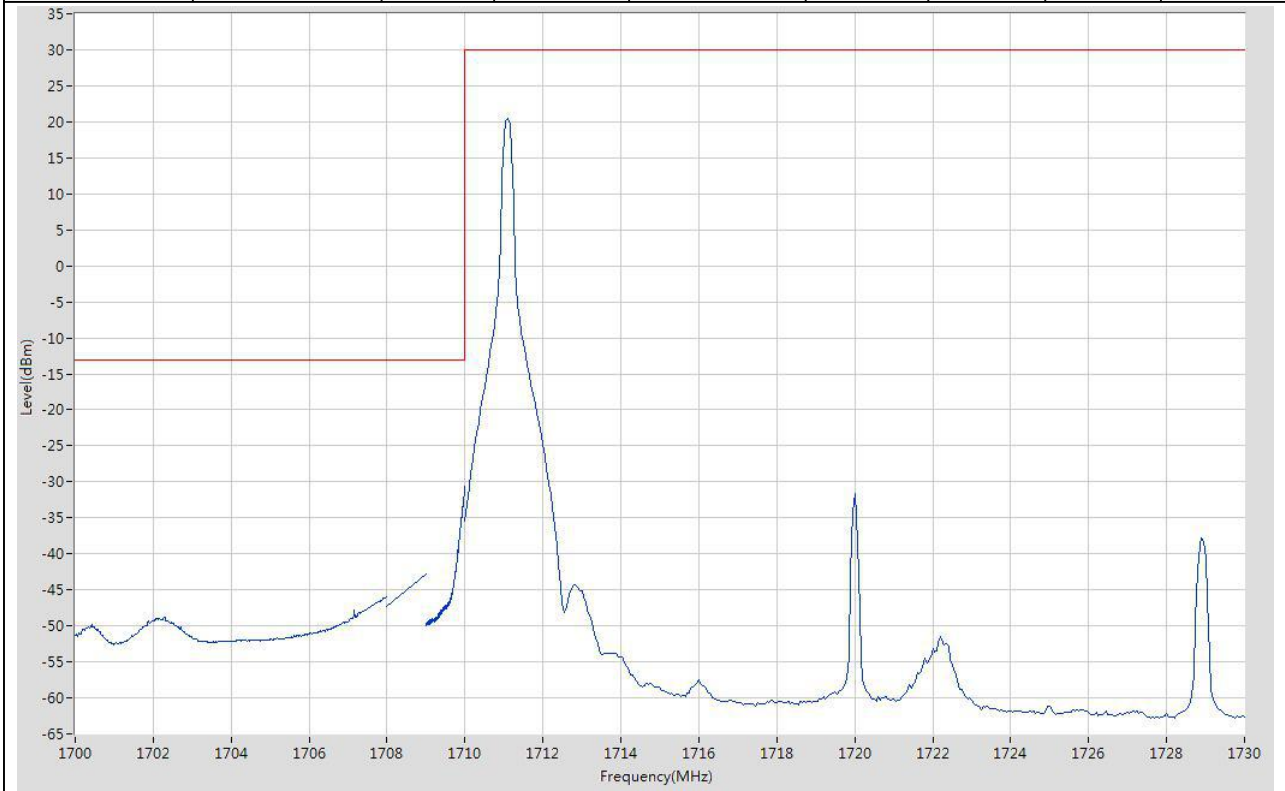
**9.42. LTE Band Edge(NTNV)(Subtest:42, Channel:20050, Bandwidth:20, Modulation:QPSK, RB Number: 100, RB Position:LOW)**

Start Frequency (MHz)	Stop Frequency (MHz)	RBW (MHz)	Detector	Frequency (MHz)	Power (dBm)	Limit (dBm)	Verdict	Sweep Point
1700	1708	1	RMS	1707.92	-32.25	-13	Pass	401
1708	1709	1	RMS	1708	-32.99	-13	Pass	2
1709	1710	0.2	RMS	1709.985	-34.29	-13	Pass	401
1710	1730	0.1	RMS	1727.4	1.1	30	Pass	401



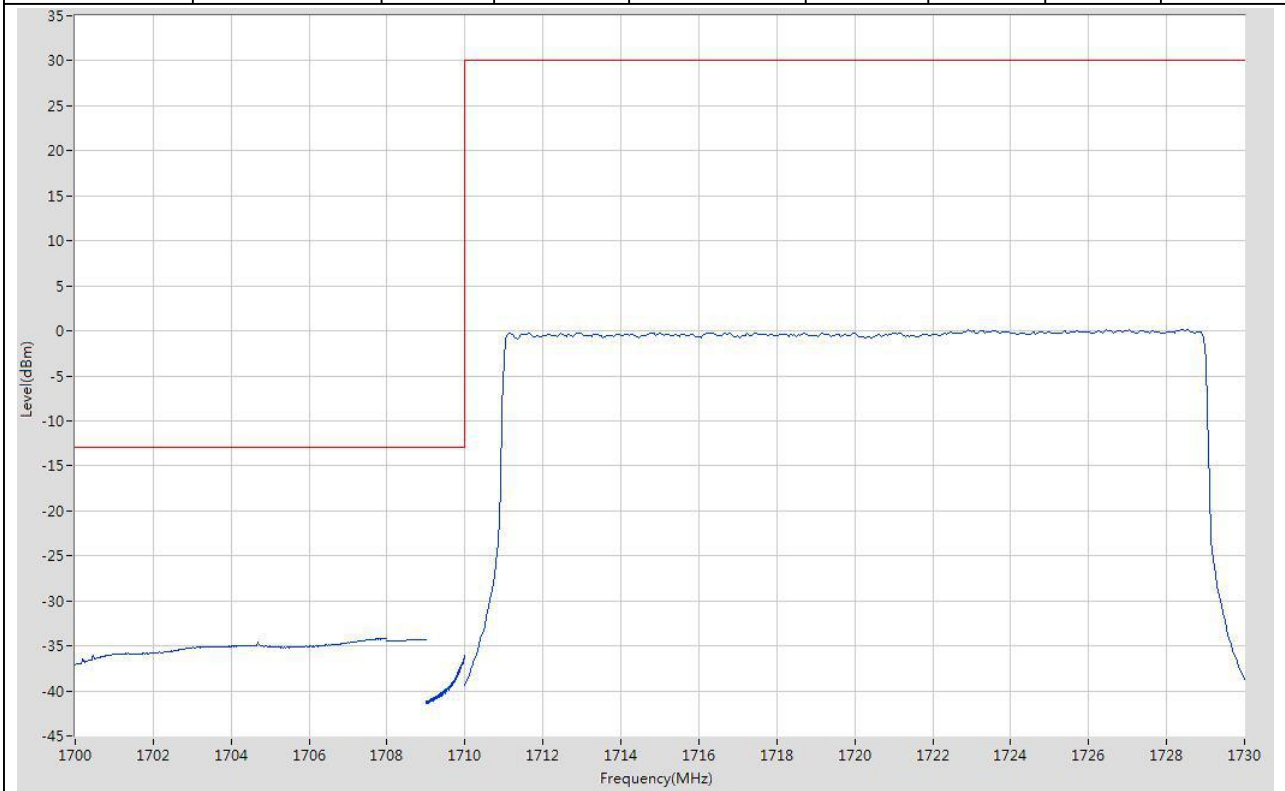
**9.43. LTE Band Edge(NTNV)(Subtest:43, Channel:20050, Bandwidth:20, Modulation:Q16, RB Number: 1, RB Position:LOW)**

Start Frequency (MHz)	Stop Frequency (MHz)	RBW (MHz)	Detector	Frequency (MHz)	Power (dBm)	Limit (dBm)	Verdict	Sweep Point
1700	1708	1	RMS	1708	-45.91	-13	Pass	401
1708	1709	1	RMS	1709	-42.83	-13	Pass	2
1709	1710	0.2	RMS	1710	-30.65	-13	Pass	401
1710	1730	0.1	RMS	1711.1	20.53	30	Pass	401



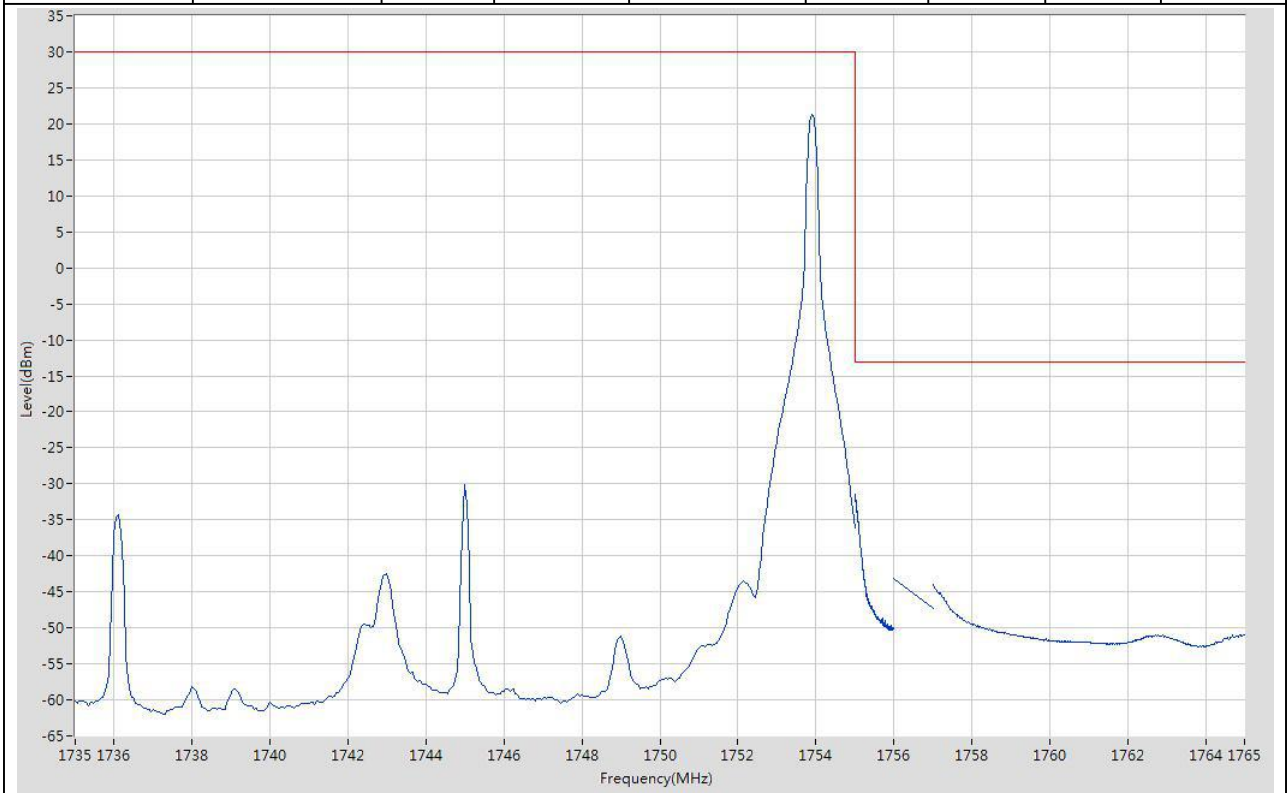
**9.44. LTE Band Edge(NTNV)(Subtest:44, Channel:20050, Bandwidth:20, Modulation:Q16, RB Number: 100, RB Position:LOW)**

Start Frequency (MHz)	Stop Frequency (MHz)	RBW (MHz)	Detector	Frequency (MHz)	Power (dBm)	Limit (dBm)	Verdict	Sweep Point
1700	1708	1	RMS	1707.86	-34.14	-13	Pass	401
1708	1709	1	RMS	1709	-34.31	-13	Pass	2
1709	1710	0.2	RMS	1709.998	-36.11	-13	Pass	401
1710	1730	0.1	RMS	1727.05	0.13	30	Pass	401



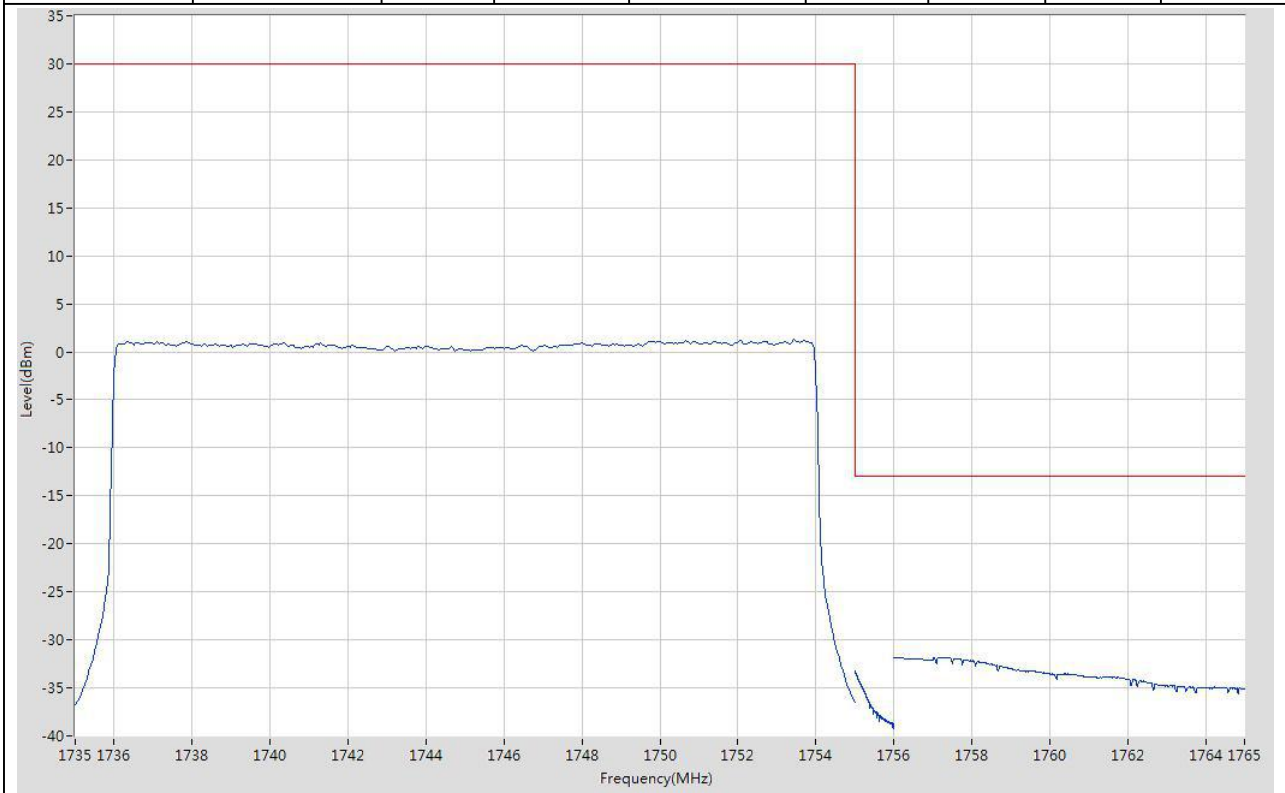
**9.45. LTE Band Edge(NTNV)(Subtest:45, Channel:20300, Bandwidth:20, Modulation:QPSK, RB Number: 1, RB Position:HIGH)**

Start Frequency (MHz)	Stop Frequency (MHz)	RBW (MHz)	Detector	Frequency (MHz)	Power (dBm)	Limit (dBm)	Verdict	Sweep Point
1735	1755	0.1	RMS	1753.9	21.35	30	Pass	401
1755	1756	0.2	RMS	1755	-31.39	-13	Pass	401
1756	1757	1	RMS	1756	-43.16	-13	Pass	2
1757	1765	1	RMS	1757	-44.02	-13	Pass	401



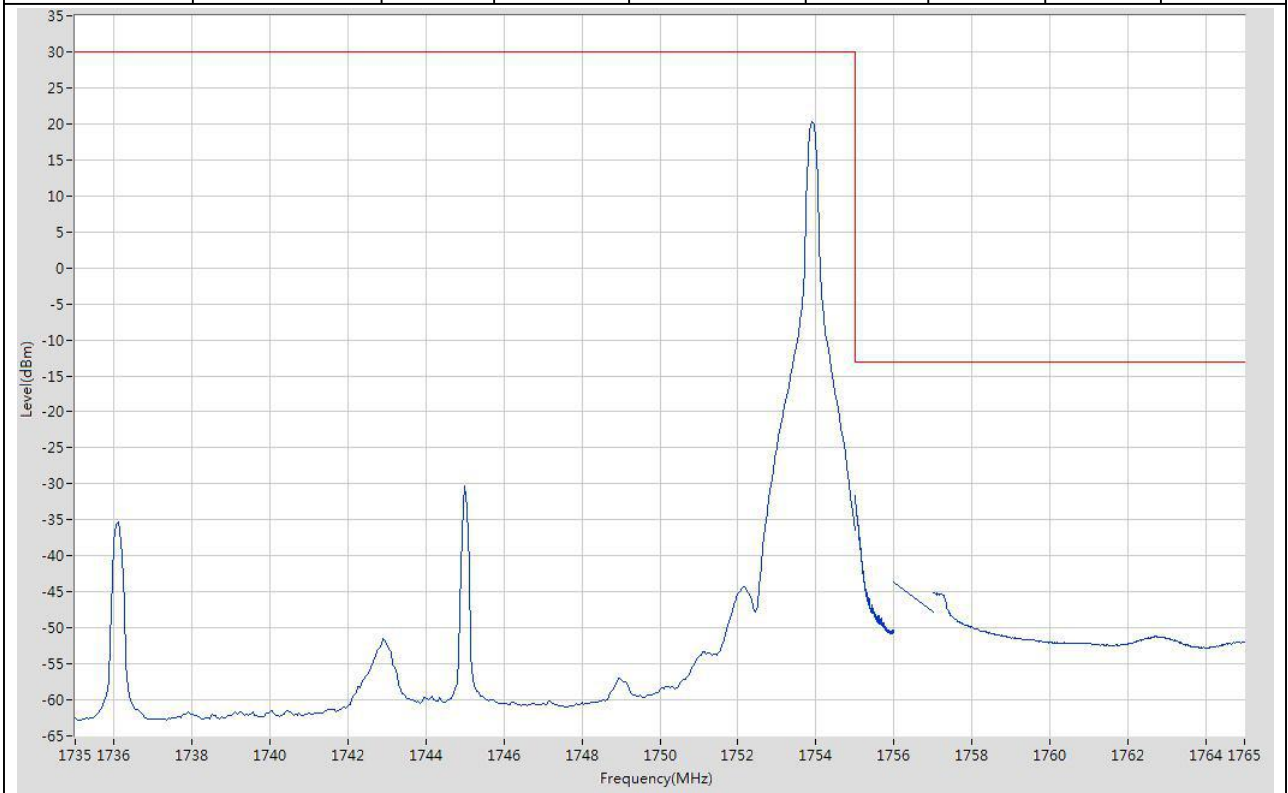
**9.46. LTE Band Edge(NTNV)(Subtest:46, Channel:20300, Bandwidth:20, Modulation:QPSK, RB Number: 100, RB Position:HIGH)**

Start Frequency (MHz)	Stop Frequency (MHz)	RBW (MHz)	Detector	Frequency (MHz)	Power (dBm)	Limit (dBm)	Verdict	Sweep Point
1735	1755	0.1	RMS	1753.45	1.27	30	Pass	401
1755	1756	0.2	RMS	1755.003	-33.23	-13	Pass	401
1756	1757	1	RMS	1756	-31.84	-13	Pass	2
1757	1765	1	RMS	1757.28	-31.85	-13	Pass	401



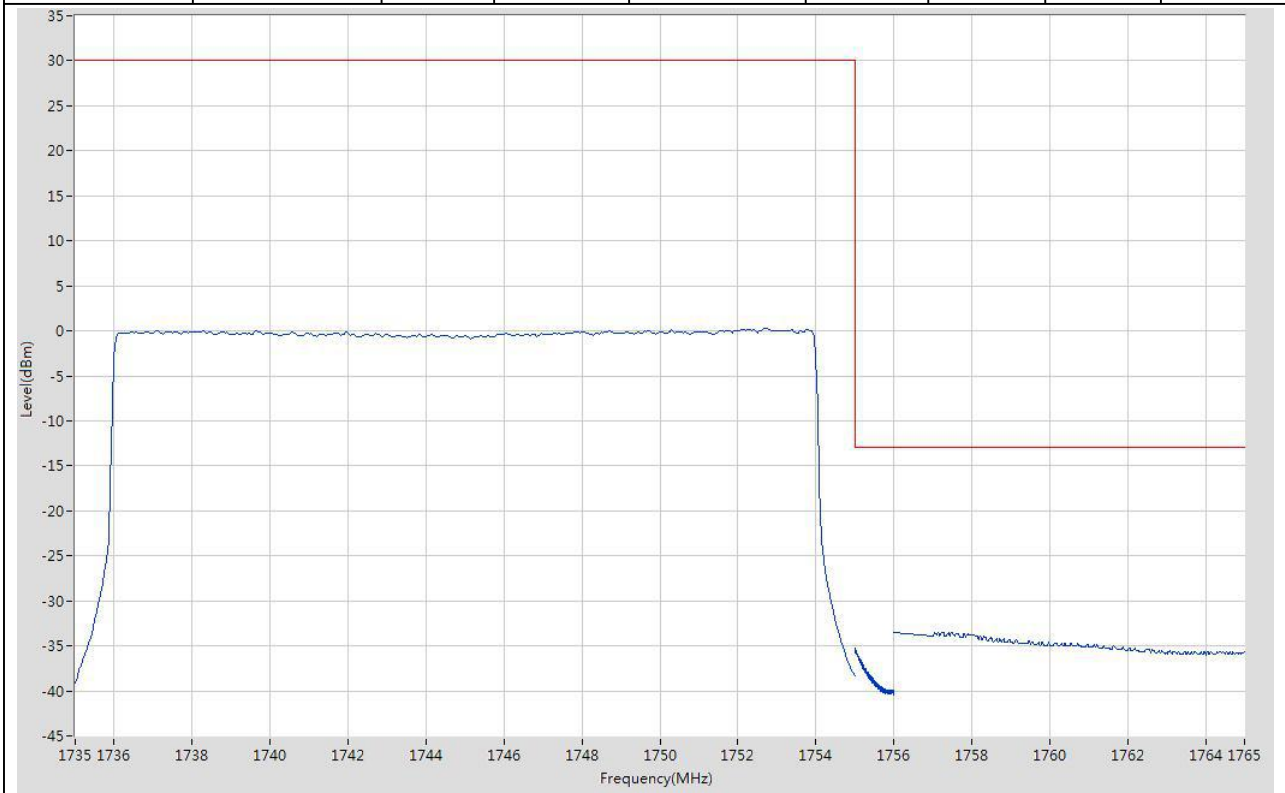
**9.47. LTE Band Edge(NTNV)(Subtest:47, Channel:20300, Bandwidth:20, Modulation:Q16, RB Number: 1, RB Position:HIGH)**

Start Frequency (MHz)	Stop Frequency (MHz)	RBW (MHz)	Detector	Frequency (MHz)	Power (dBm)	Limit (dBm)	Verdict	Sweep Point
1735	1755	0.1	RMS	1753.9	20.36	30	Pass	401
1755	1756	0.2	RMS	1755	-31.63	-13	Pass	401
1756	1757	1	RMS	1756	-43.62	-13	Pass	2
1757	1765	1	RMS	1757	-45.05	-13	Pass	401



**9.48. LTE Band Edge(NTNV)(Subtest:48, Channel:20300, Bandwidth:20, Modulation:Q16, RB Number: 100, RB Position:HIGH)**

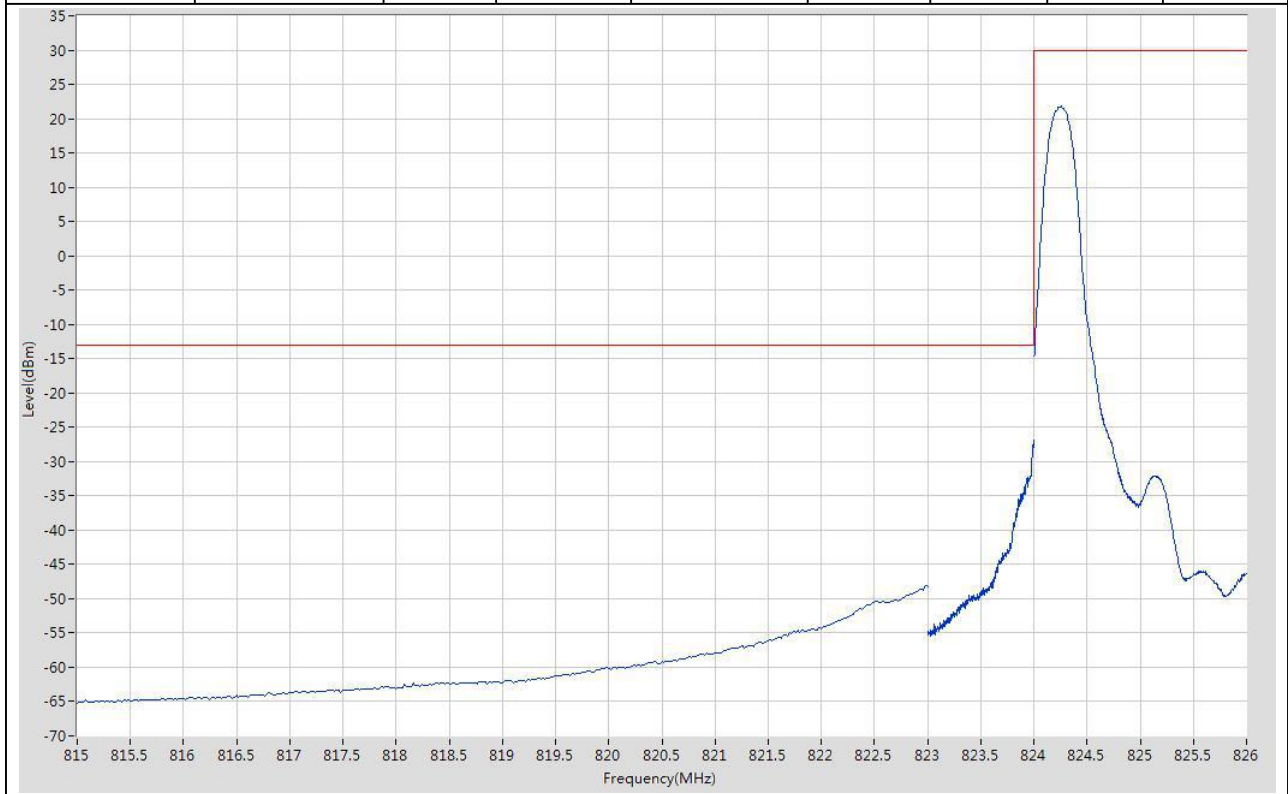
Start Frequency (MHz)	Stop Frequency (MHz)	RBW (MHz)	Detector	Frequency (MHz)	Power (dBm)	Limit (dBm)	Verdict	Sweep Point
1735	1755	0.1	RMS	1752.75	0.25	30	Pass	401
1755	1756	0.2	RMS	1755	-35.2	-13	Pass	401
1756	1757	1	RMS	1756	-33.46	-13	Pass	2
1757	1765	1	RMS	1757.06	-33.48	-13	Pass	401



## 10. LTE\_Band5

### 10.1. LTE Band Edge(NTNV)(Subtest:1, Channel:20407, Bandwidth:1.4, Modulation:QPSK, RB Number: 1, RB Position:LOW)

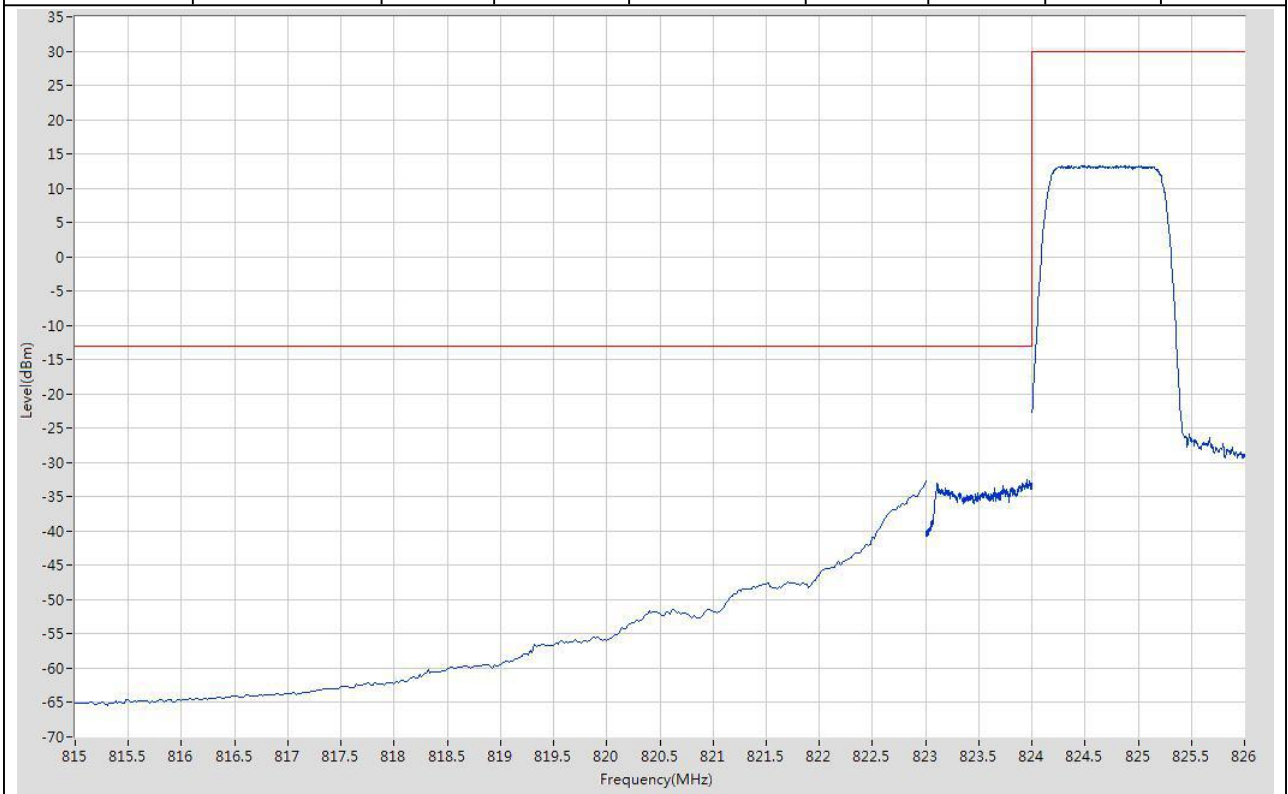
Start Frequency (MHz)	Stop Frequency (MHz)	RBW (MHz)	Detector	Frequency (MHz)	Power (dBm)	Limit (dBm)	Verdict	Sweep Point
815	823	0.1	RMS	822.98	-48.16	-13	Pass	401
823	824	0.02	RMS	824	-26.89	-13	Pass	401
824	826	0.1	RMS	824.255	21.87	30	Pass	401





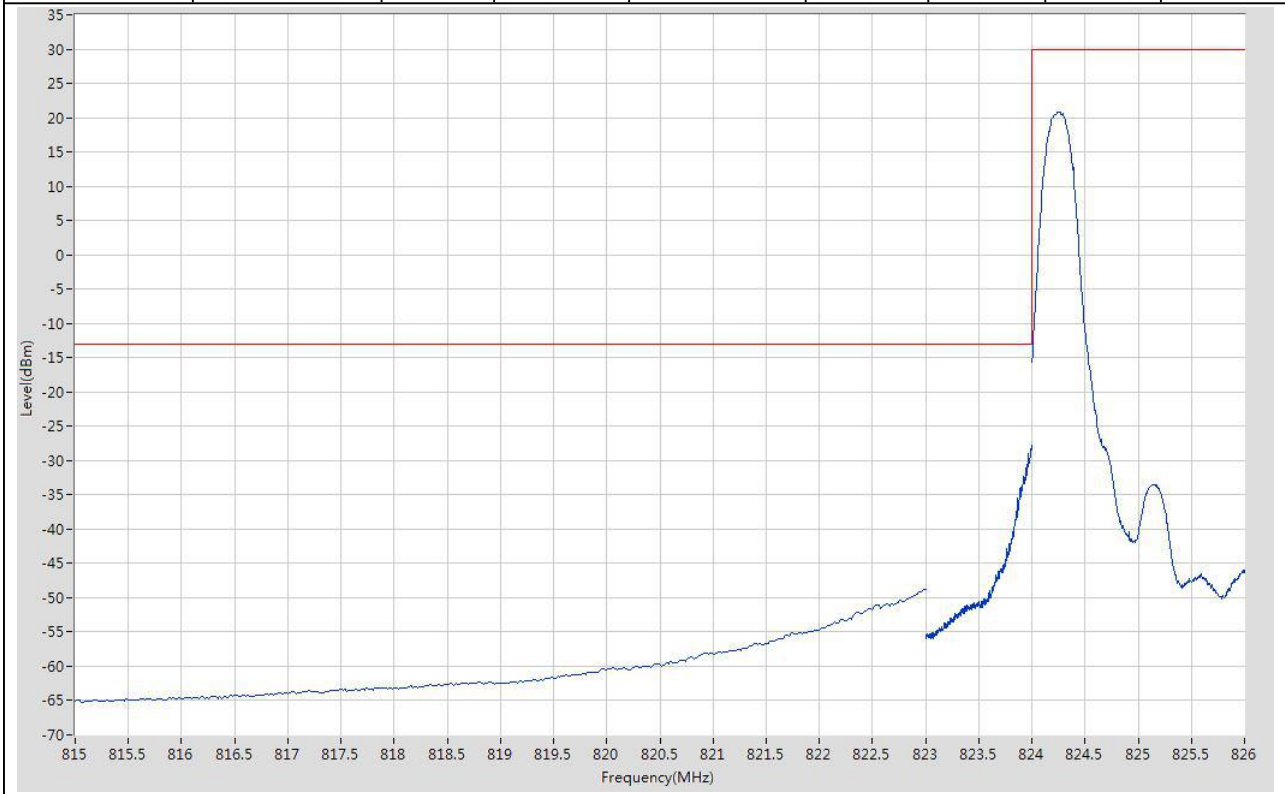
**10.2. LTE Band Edge(NTNV)(Subtest:2, Channel:20407, Bandwidth:1.4, Modulation:QPSK, RB Number: 6, RB Position:LOW)**

Start Frequency (MHz)	Stop Frequency (MHz)	RBW (MHz)	Detector	Frequency (MHz)	Power (dBm)	Limit (dBm)	Verdict	Sweep Point
815	823	0.1	RMS	823	-32.62	-13	Pass	401
823	824	0.02	RMS	823.95	-32.53	-13	Pass	401
824	826	0.1	RMS	824.665	13.33	30	Pass	401



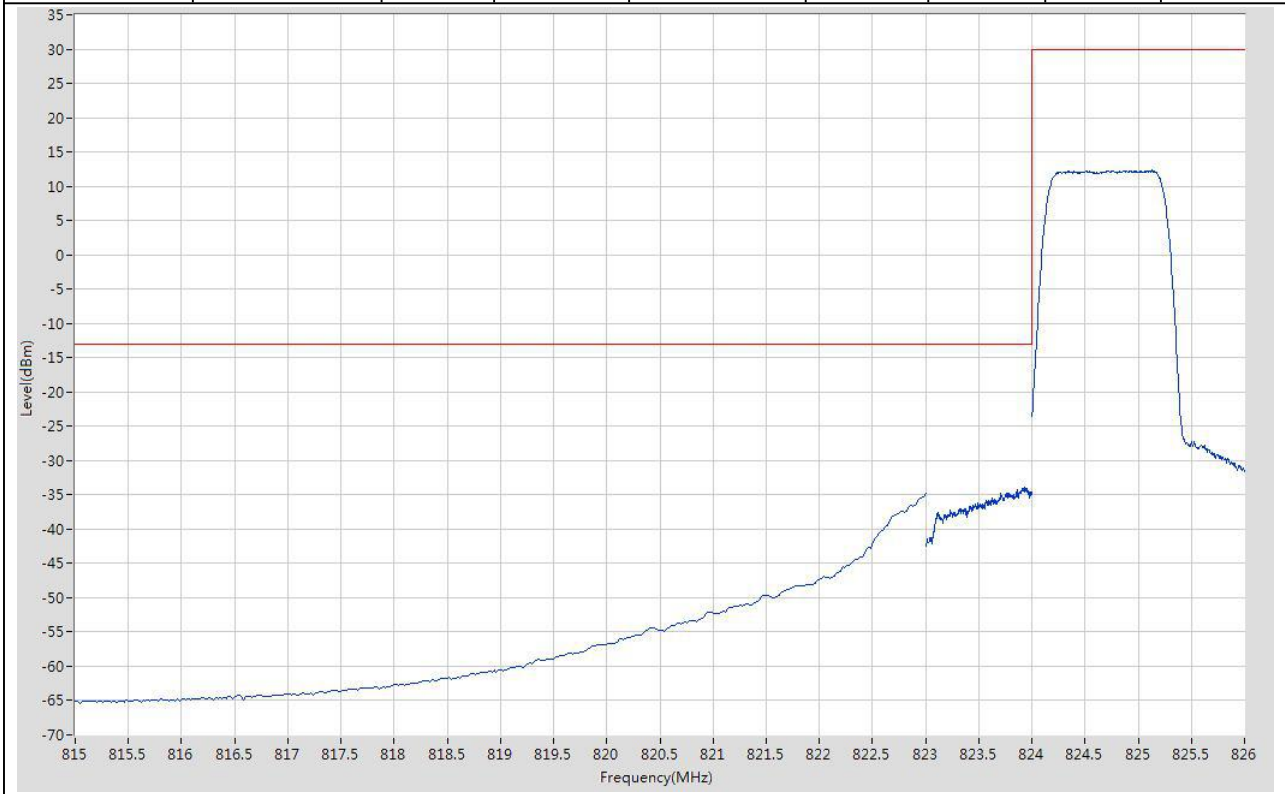
**10.3. LTE Band Edge(NTNV)(Subtest:3, Channel:20407, Bandwidth:1.4, Modulation:Q16, RB Number: 1, RB Position:LOW)**

Start Frequency (MHz)	Stop Frequency (MHz)	RBW (MHz)	Detector	Frequency (MHz)	Power (dBm)	Limit (dBm)	Verdict	Sweep Point
815	823	0.1	RMS	823	-48.71	-13	Pass	401
823	824	0.02	RMS	823.995	-27.71	-13	Pass	401
824	826	0.1	RMS	824.26	20.82	30	Pass	401



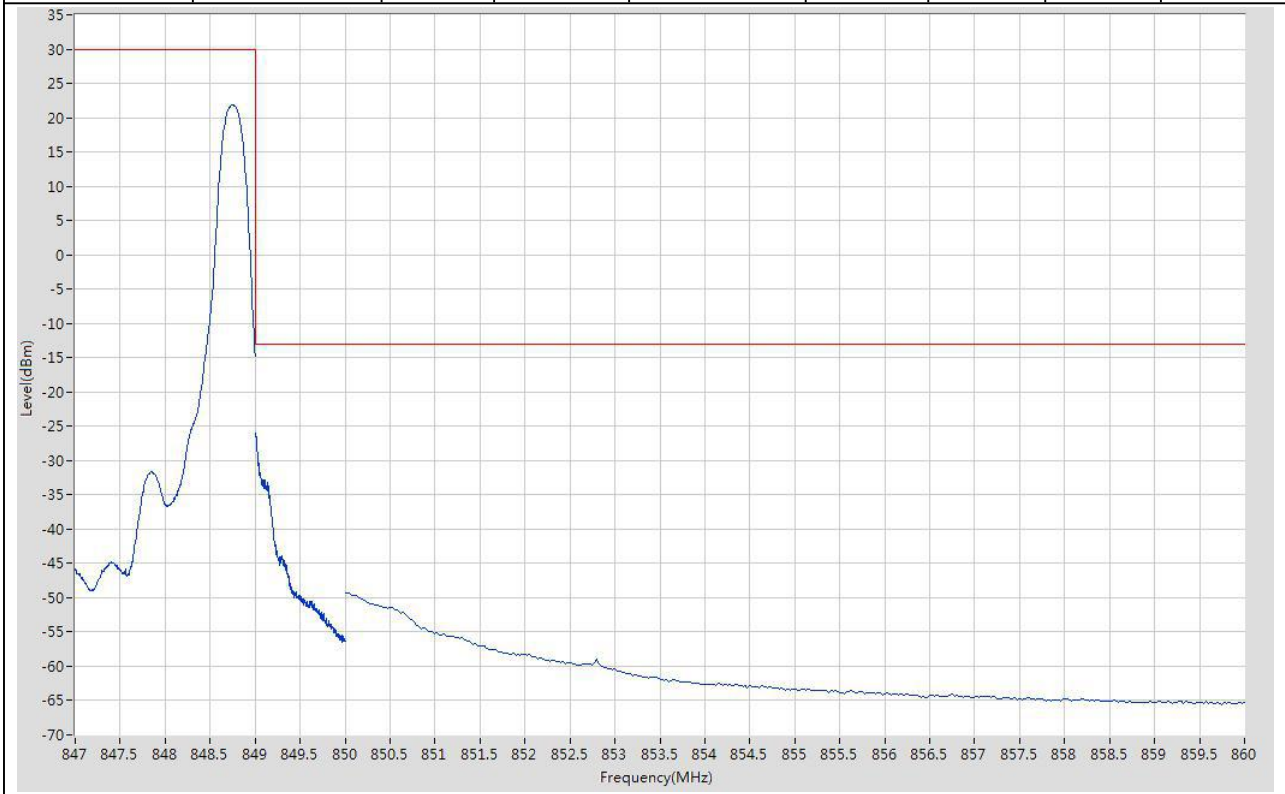
**10.4. LTE Band Edge(NTNV)(Subtest:4, Channel:20407, Bandwidth:1.4, Modulation:Q16, RB Number: 6, RB Position:LOW)**

Start Frequency (MHz)	Stop Frequency (MHz)	RBW (MHz)	Detector	Frequency (MHz)	Power (dBm)	Limit (dBm)	Verdict	Sweep Point
815	823	0.1	RMS	823	-34.82	-13	Pass	401
823	824	0.02	RMS	823.935	-33.81	-13	Pass	401
824	826	0.1	RMS	825.13	12.38	30	Pass	401



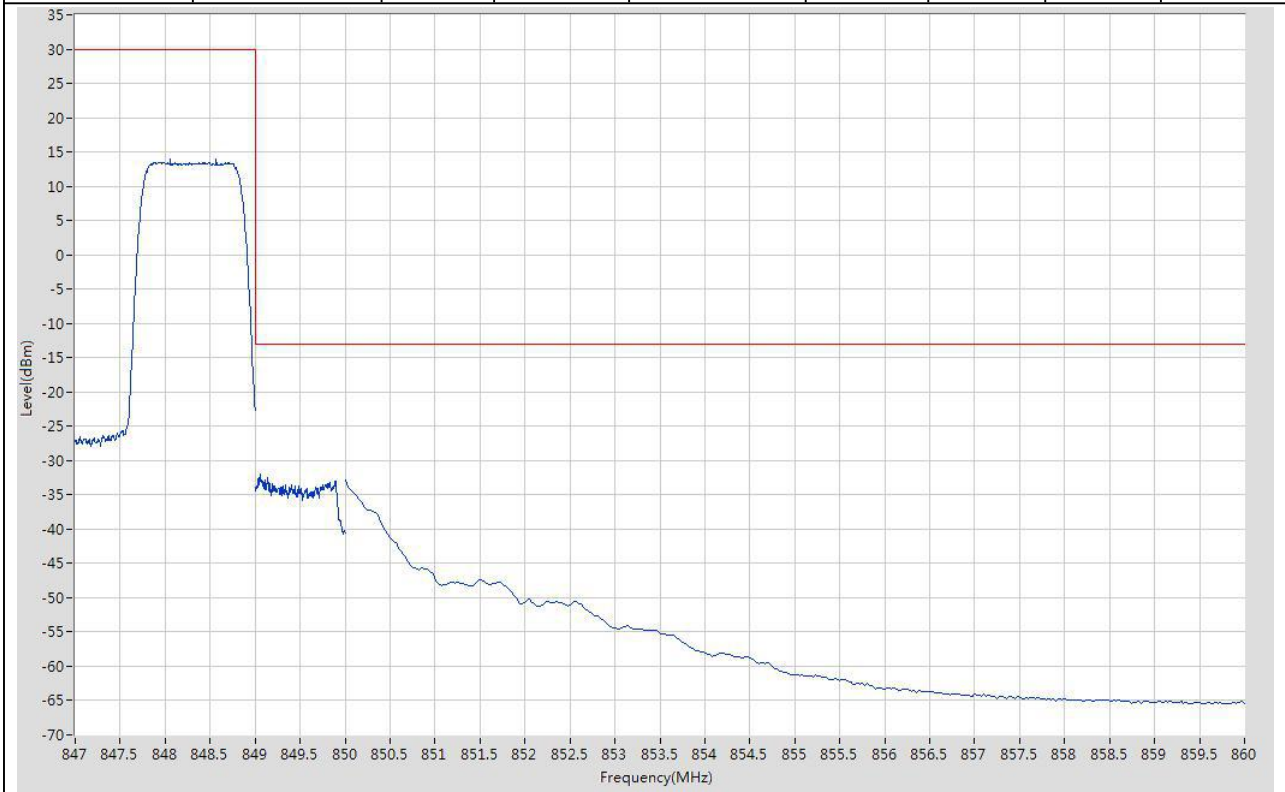
**10.5. LTE Band Edge(NTNV)(Subtest:5, Channel:20643, Bandwidth:1.4, Modulation:QPSK, RB Number: 1, RB Position:HIGH)**

Start Frequency (MHz)	Stop Frequency (MHz)	RBW (MHz)	Detector	Frequency (MHz)	Power (dBm)	Limit (dBm)	Verdict	Sweep Point
847	849	0.1	RMS	848.755	21.93	30	Pass	401
849	850	0.02	RMS	849.005	-26.08	-13	Pass	401
850	860	0.1	RMS	850	-49.31	-13	Pass	401



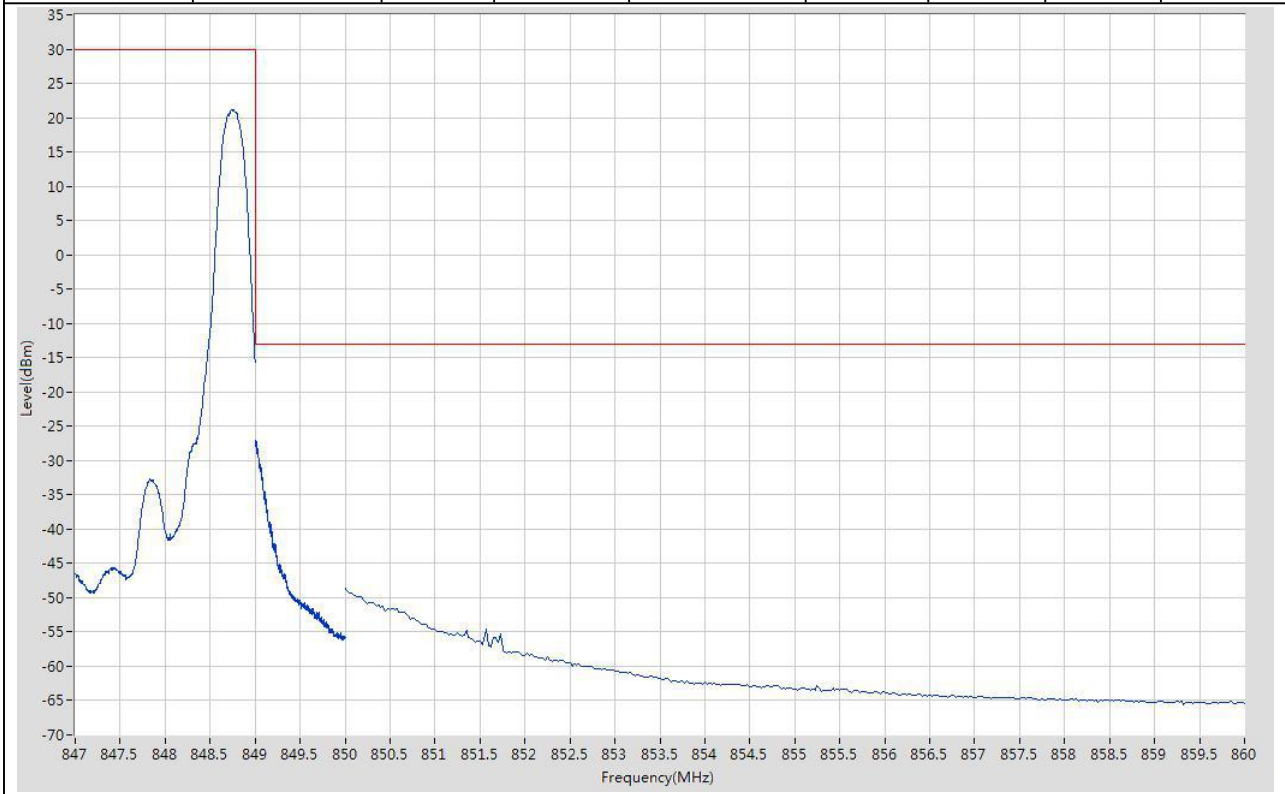
**10.6. LTE Band Edge(NTNV)(Subtest:6, Channel:20643, Bandwidth:1.4, Modulation:QPSK, RB Number: 6, RB Position:HIGH)**

Start Frequency (MHz)	Stop Frequency (MHz)	RBW (MHz)	Detector	Frequency (MHz)	Power (dBm)	Limit (dBm)	Verdict	Sweep Point
847	849	0.1	RMS	848.055	14.05	30	Pass	401
849	850	0.02	RMS	849.053	-31.98	-13	Pass	401
850	860	0.1	RMS	850	-32.76	-13	Pass	401



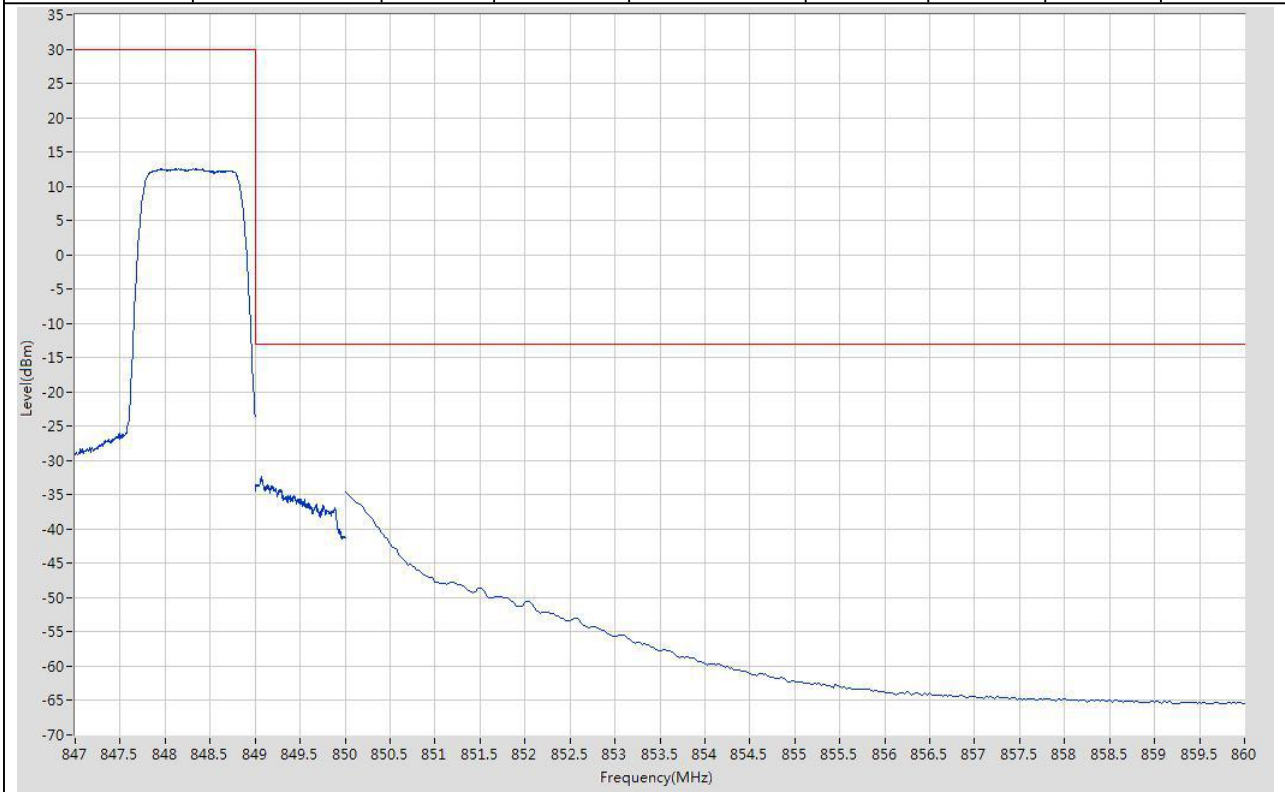
**10.7. LTE Band Edge(NTNV)(Subtest:7, Channel:20643, Bandwidth:1.4, Modulation:Q16, RB Number: 1, RB Position:HIGH)**

Start Frequency (MHz)	Stop Frequency (MHz)	RBW (MHz)	Detector	Frequency (MHz)	Power (dBm)	Limit (dBm)	Verdict	Sweep Point
847	849	0.1	RMS	848.765	21.22	30	Pass	401
849	850	0.02	RMS	849.005	-27.06	-13	Pass	401
850	860	0.1	RMS	850	-48.62	-13	Pass	401



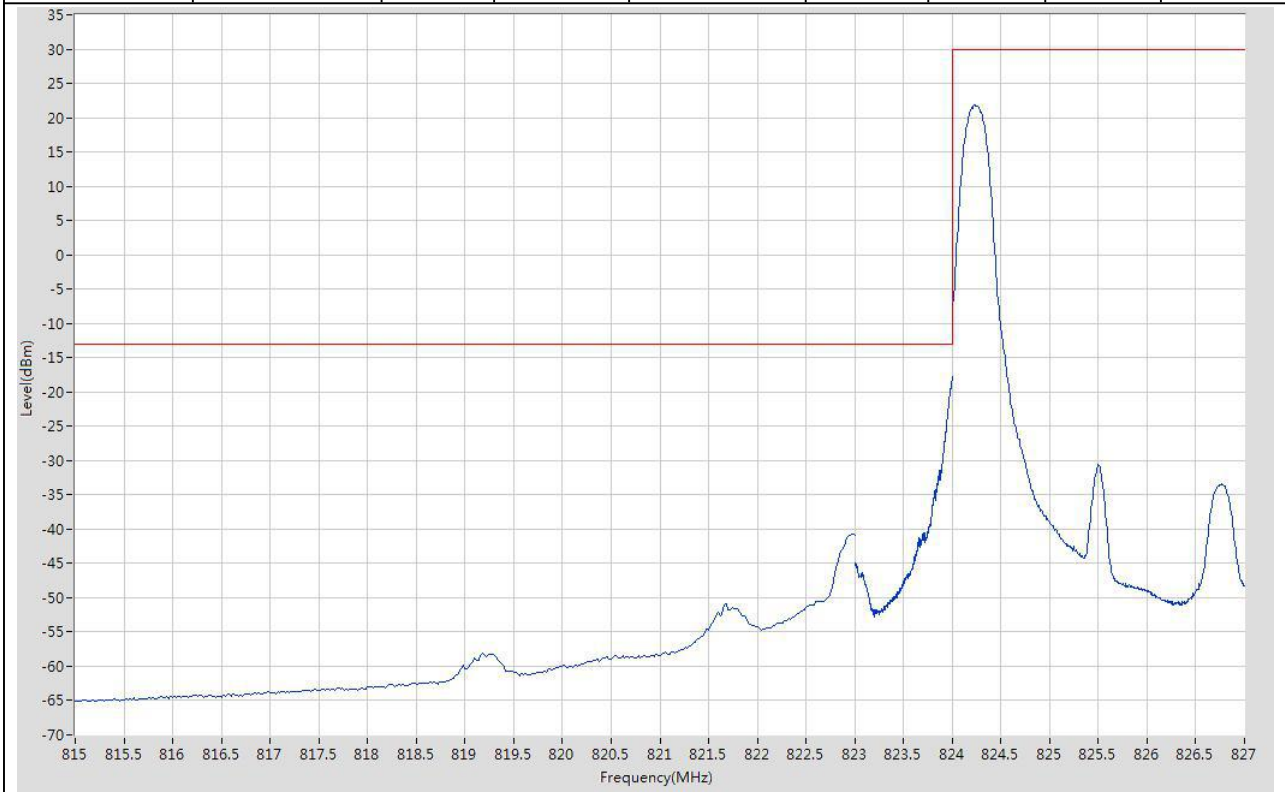
**10.8. LTE Band Edge(NTNV)(Subtest:8, Channel:20643, Bandwidth:1.4, Modulation:Q16, RB Number: 6, RB Position:HIGH)**

Start Frequency (MHz)	Stop Frequency (MHz)	RBW (MHz)	Detector	Frequency (MHz)	Power (dBm)	Limit (dBm)	Verdict	Sweep Point
847	849	0.1	RMS	848.33	12.59	30	Pass	401
849	850	0.02	RMS	849.07	-32.33	-13	Pass	401
850	860	0.1	RMS	850	-34.59	-13	Pass	401



**10.9. LTE Band Edge(NTNV)(Subtest:9, Channel:20415, Bandwidth:3, Modulation:QPSK, RB Number: 1, RB Position:LOW)**

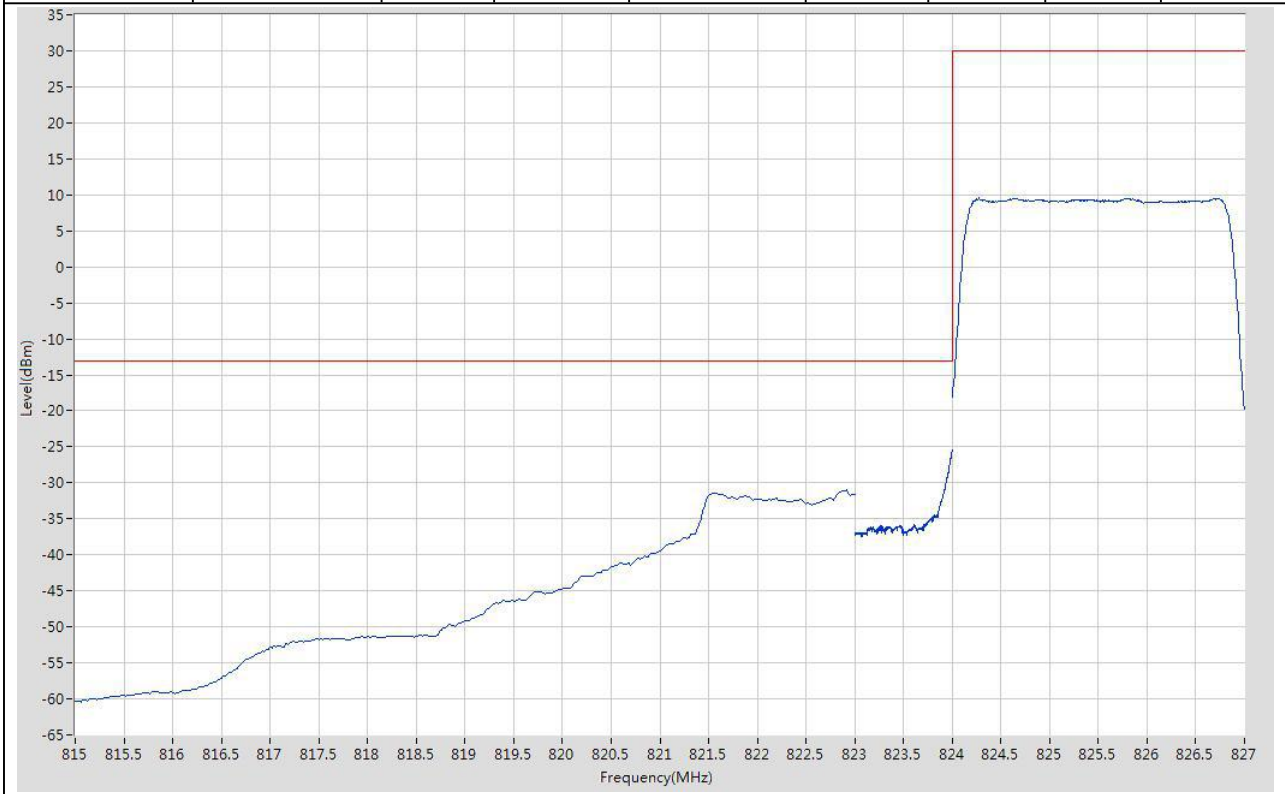
Start Frequency (MHz)	Stop Frequency (MHz)	RBW (MHz)	Detector	Frequency (MHz)	Power (dBm)	Limit (dBm)	Verdict	Sweep Point
815	823	0.1	RMS	822.98	-40.75	-13	Pass	401
823	824	0.03	RMS	824	-17.81	-13	Pass	401
824	827	0.1	RMS	824.233	21.8	30	Pass	401





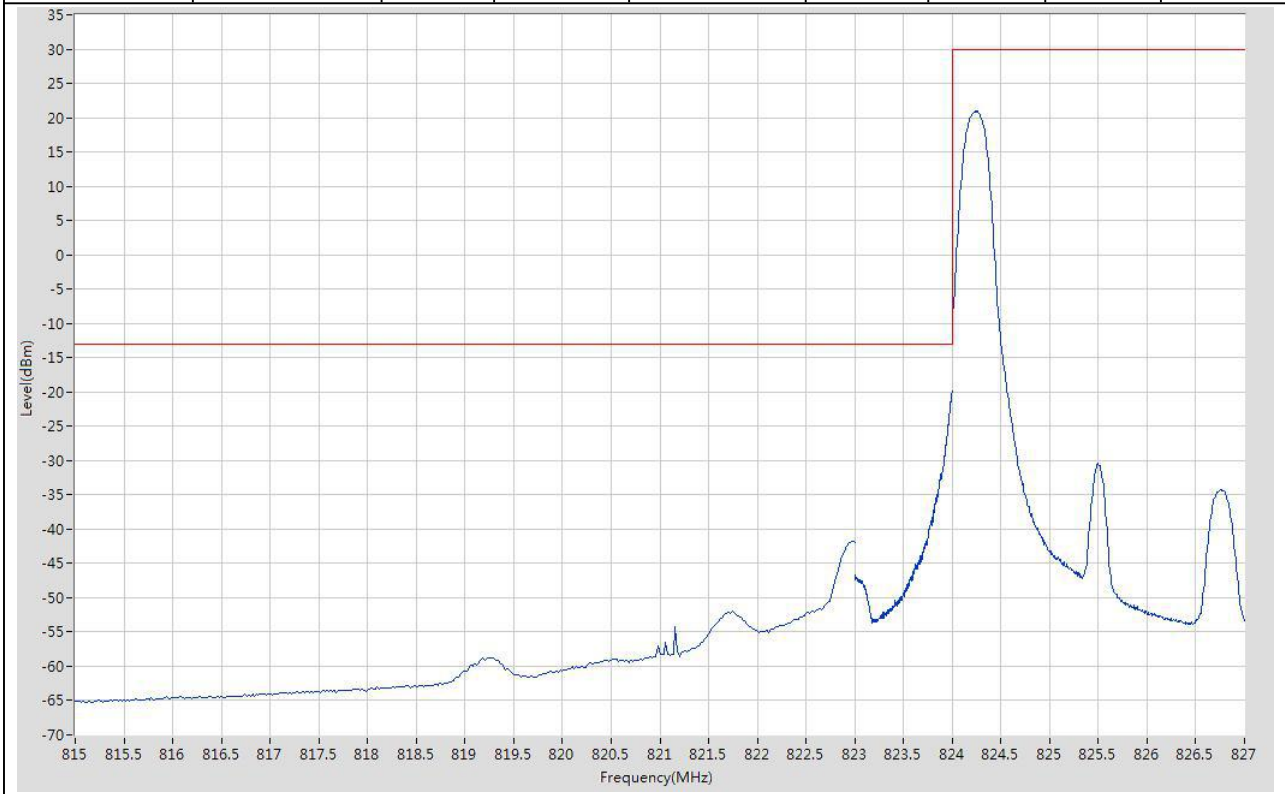
**10.10. LTE Band Edge(NTNV)(Subtest:10, Channel:20415, Bandwidth:3, Modulation:QPSK, RB Number: 15, RB Position:LOW)**

Start Frequency (MHz)	Stop Frequency (MHz)	RBW (MHz)	Detector	Frequency (MHz)	Power (dBm)	Limit (dBm)	Verdict	Sweep Point
815	823	0.1	RMS	822.92	-30.99	-13	Pass	401
823	824	0.03	RMS	824	-25.42	-13	Pass	401
824	827	0.1	RMS	824.278	9.55	30	Pass	401



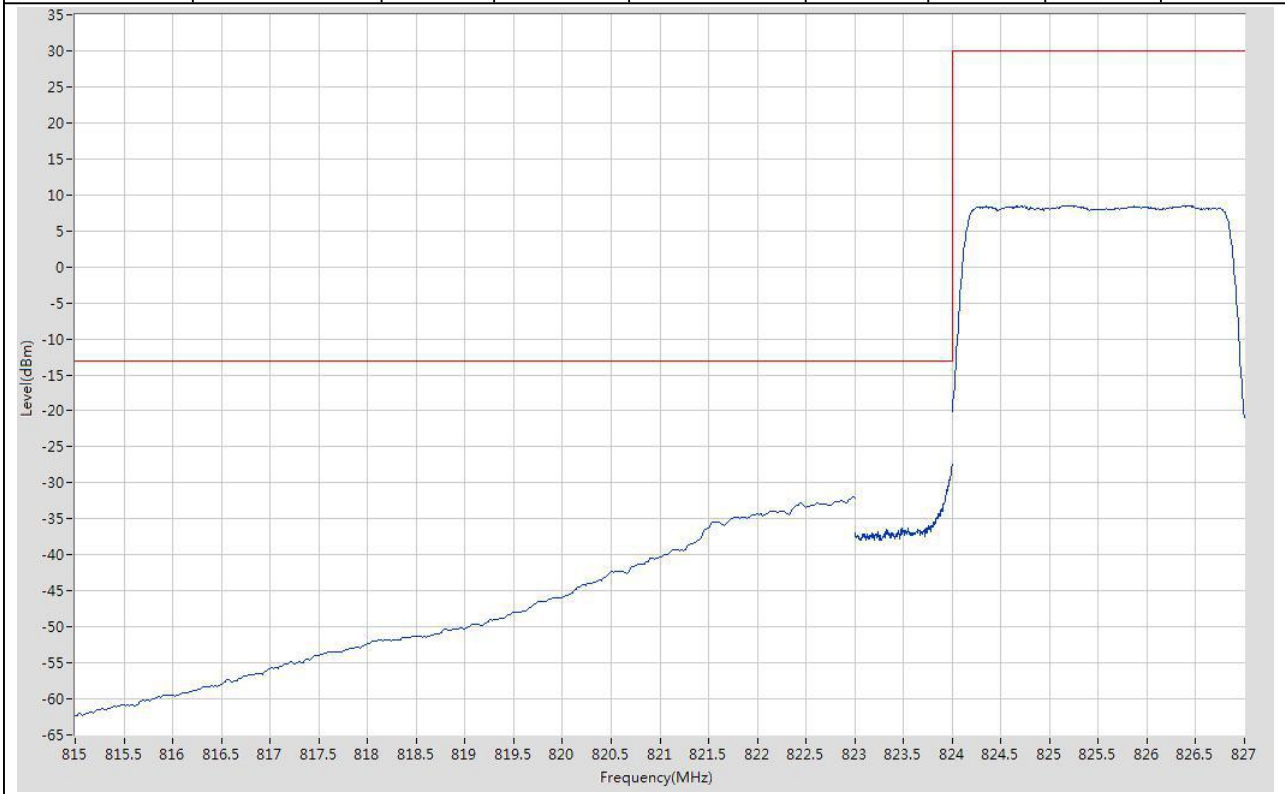
**10.11. LTE Band Edge(NTNV)(Subtest:11, Channel:20415, Bandwidth:3, Modulation:Q16, RB Number: 1, RB Position:LOW)**

Start Frequency (MHz)	Stop Frequency (MHz)	RBW (MHz)	Detector	Frequency (MHz)	Power (dBm)	Limit (dBm)	Verdict	Sweep Point
815	823	0.1	RMS	822.98	-41.74	-13	Pass	401
823	824	0.03	RMS	824	-19.78	-13	Pass	401
824	827	0.1	RMS	824.263	20.92	30	Pass	401



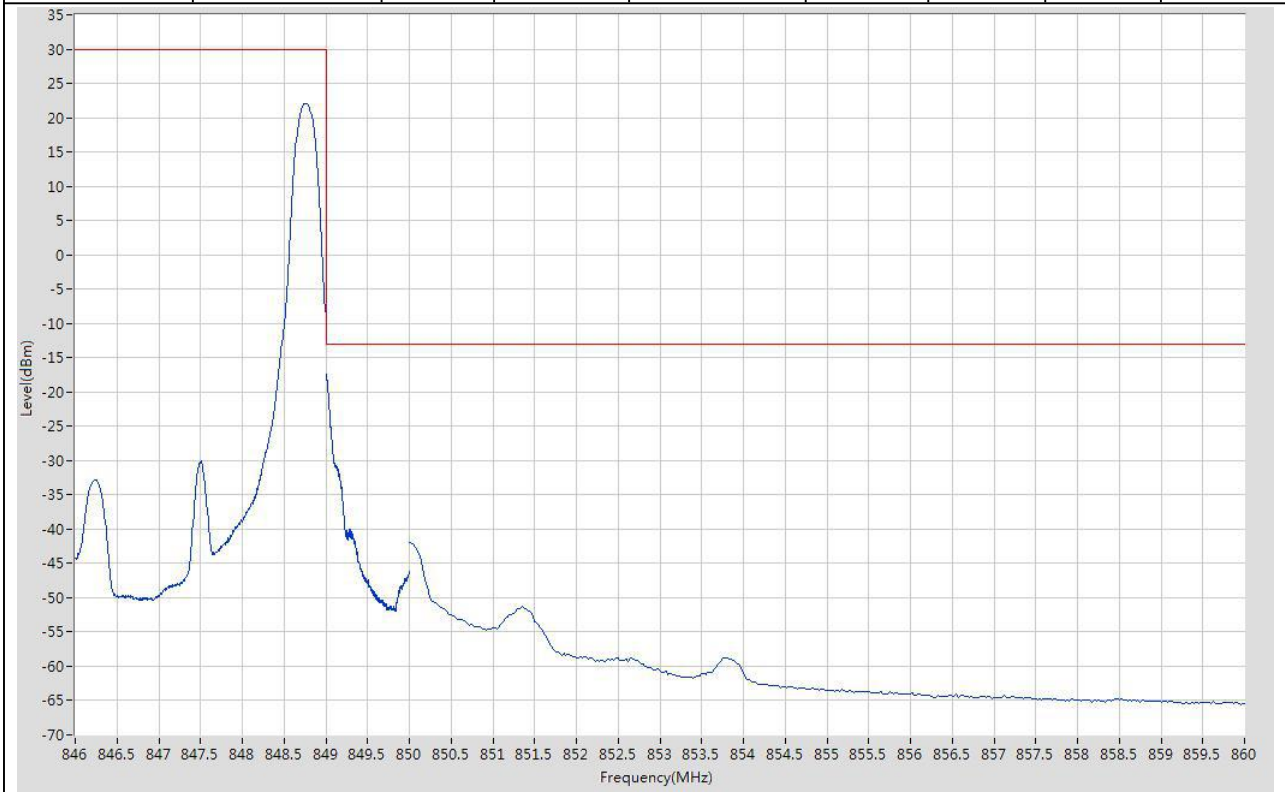
**10.12. LTE Band Edge(NTNV)(Subtest:12, Channel:20415, Bandwidth:3, Modulation:Q16, RB Number: 15, RB Position:LOW)**

Start Frequency (MHz)	Stop Frequency (MHz)	RBW (MHz)	Detector	Frequency (MHz)	Power (dBm)	Limit (dBm)	Verdict	Sweep Point
815	823	0.1	RMS	822.98	-31.94	-13	Pass	401
823	824	0.03	RMS	824	-27.38	-13	Pass	401
824	827	0.1	RMS	826.415	8.54	30	Pass	401



**10.13. LTE Band Edge(NTNV)(Subtest:13, Channel:20635, Bandwidth:3, Modulation:QPSK, RB Number: 1, RB Position:HIGH)**

Start Frequency (MHz)	Stop Frequency (MHz)	RBW (MHz)	Detector	Frequency (MHz)	Power (dBm)	Limit (dBm)	Verdict	Sweep Point
846	849	0.1	RMS	848.775	22.02	30	Pass	401
849	850	0.03	RMS	849	-17.34	-13	Pass	401
850	860	0.1	RMS	850	-42.03	-13	Pass	401



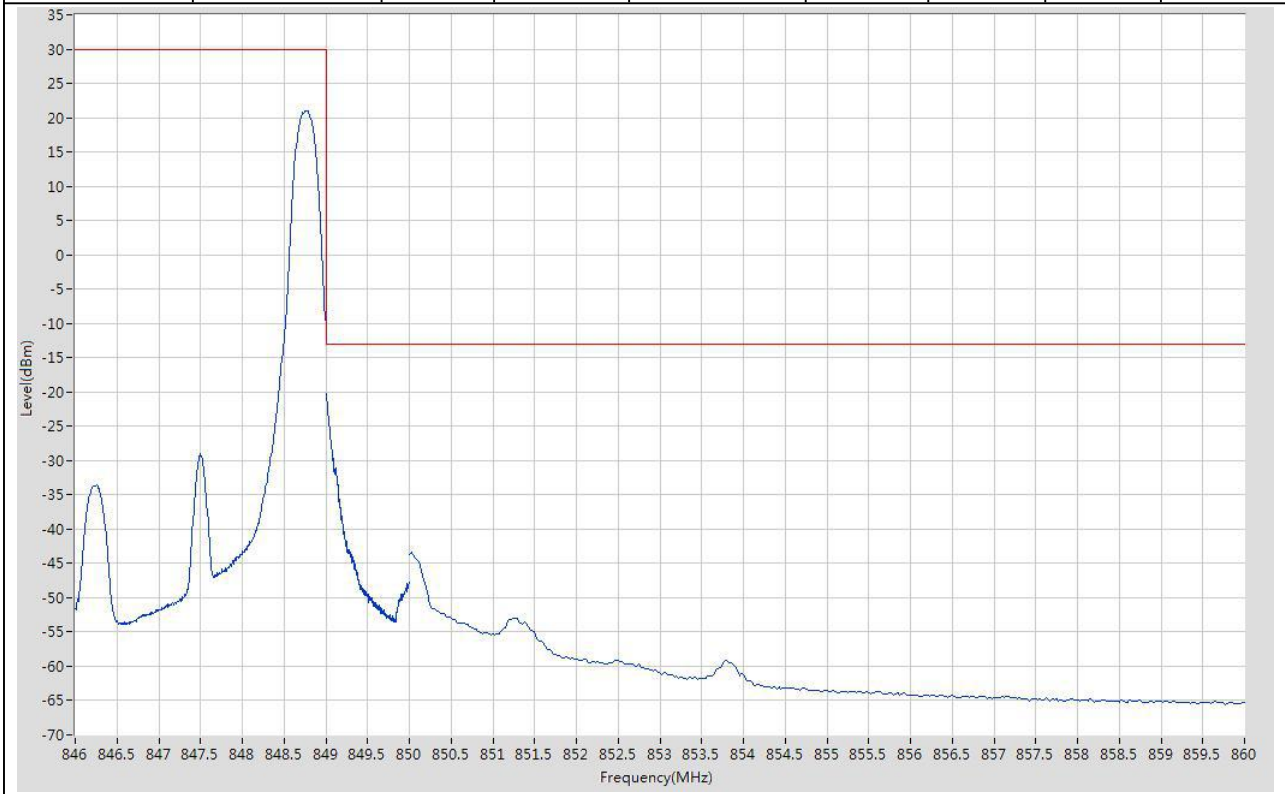
**10.14. LTE Band Edge(NTNV)(Subtest:14, Channel:20635, Bandwidth:3, Modulation:QPSK, RB Number: 15, RB Position:HIGH)**

Start Frequency (MHz)	Stop Frequency (MHz)	RBW (MHz)	Detector	Frequency (MHz)	Power (dBm)	Limit (dBm)	Verdict	Sweep Point
846	849	0.1	RMS	847.073	9.67	30	Pass	401
849	850	0.03	RMS	849	-26.93	-13	Pass	401
850	860	0.1	RMS	850.1	-31.73	-13	Pass	401



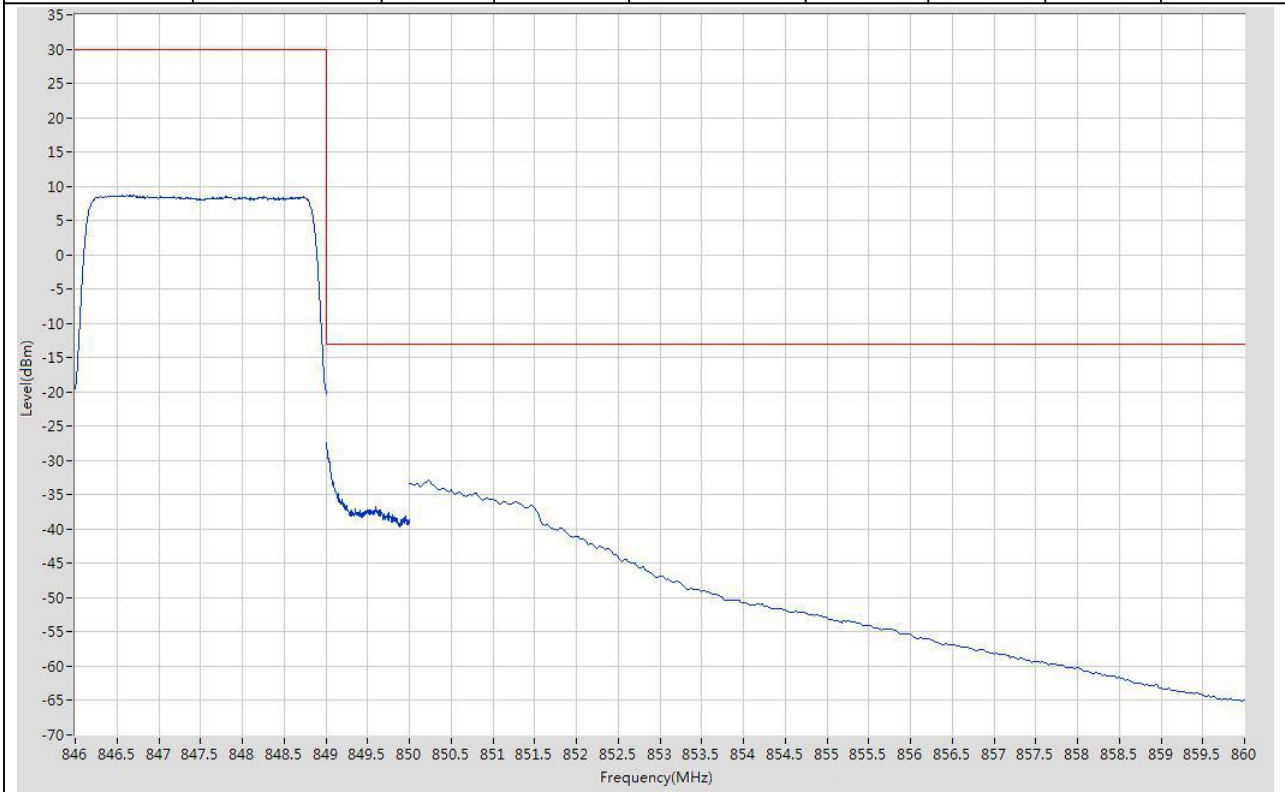
**10.15. LTE Band Edge(NTNV)(Subtest:15, Channel:20635, Bandwidth:3, Modulation:Q16, RB Number: 1, RB Position:HIGH)**

Start Frequency (MHz)	Stop Frequency (MHz)	RBW (MHz)	Detector	Frequency (MHz)	Power (dBm)	Limit (dBm)	Verdict	Sweep Point
846	849	0.1	RMS	848.783	21.06	30	Pass	401
849	850	0.03	RMS	849	-20.15	-13	Pass	401
850	860	0.1	RMS	850.025	-43.36	-13	Pass	401



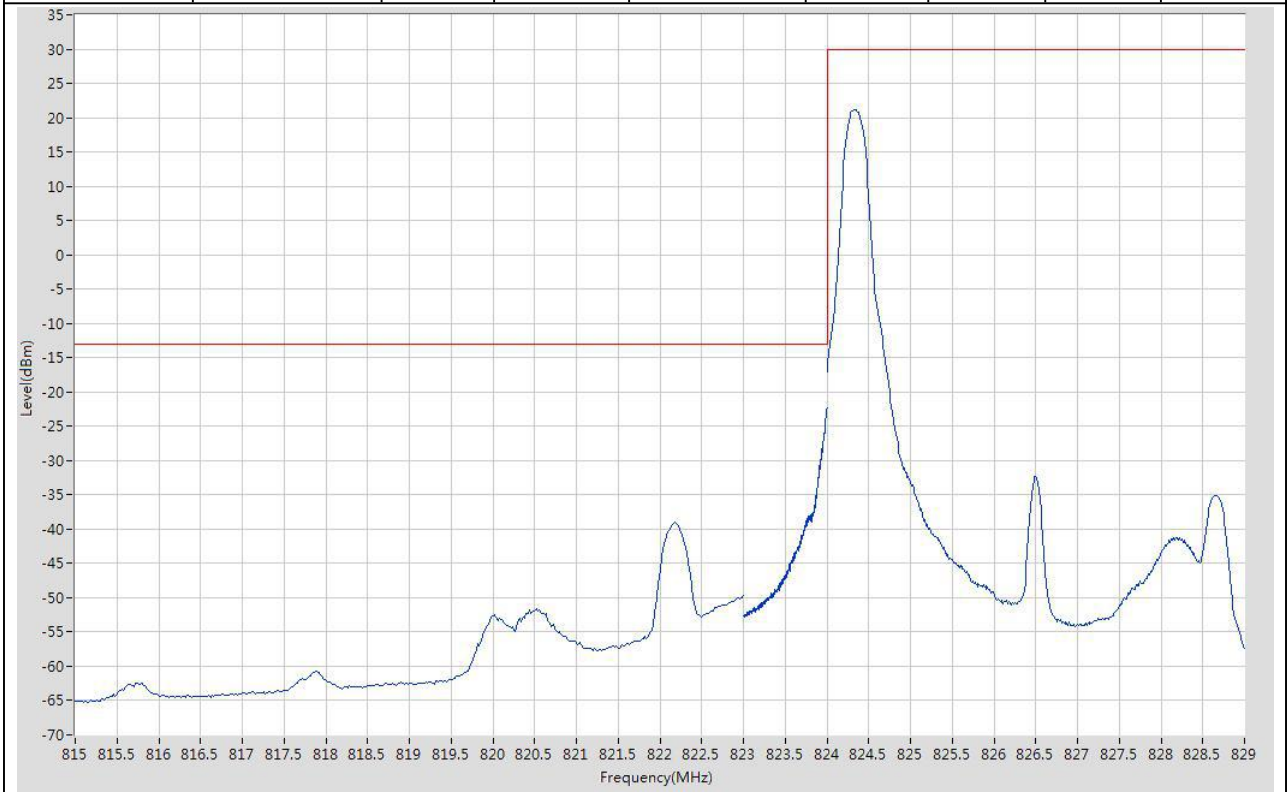
**10.16. LTE Band Edge(NTNV)(Subtest:16, Channel:20635, Bandwidth:3, Modulation:Q16, RB Number: 15, RB Position:HIGH)**

Start Frequency (MHz)	Stop Frequency (MHz)	RBW (MHz)	Detector	Frequency (MHz)	Power (dBm)	Limit (dBm)	Verdict	Sweep Point
846	849	0.1	RMS	846.555	8.68	30	Pass	401
849	850	0.03	RMS	849.003	-27.49	-13	Pass	401
850	860	0.1	RMS	850.225	-32.87	-13	Pass	401



**10.17. LTE Band Edge(NTNV)(Subtest:17, Channel:20425, Bandwidth:5, Modulation:QPSK, RB Number: 1, RB Position:LOW)**

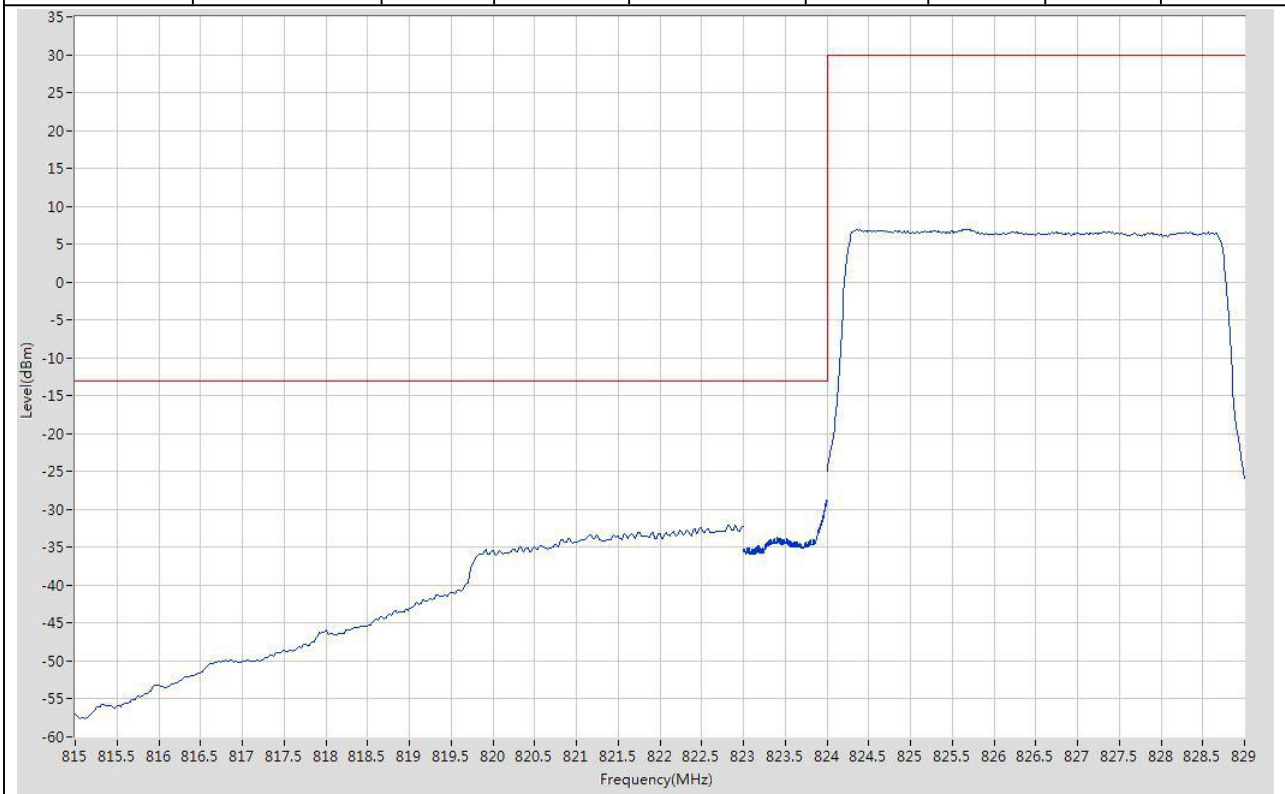
Start Frequency (MHz)	Stop Frequency (MHz)	RBW (MHz)	Detector	Frequency (MHz)	Power (dBm)	Limit (dBm)	Verdict	Sweep Point
815	823	0.1	RMS	822.18	-39.03	-13	Pass	401
823	824	0.051	RMS	824	-22.32	-13	Pass	401
824	829	0.1	RMS	824.338	21.23	30	Pass	401





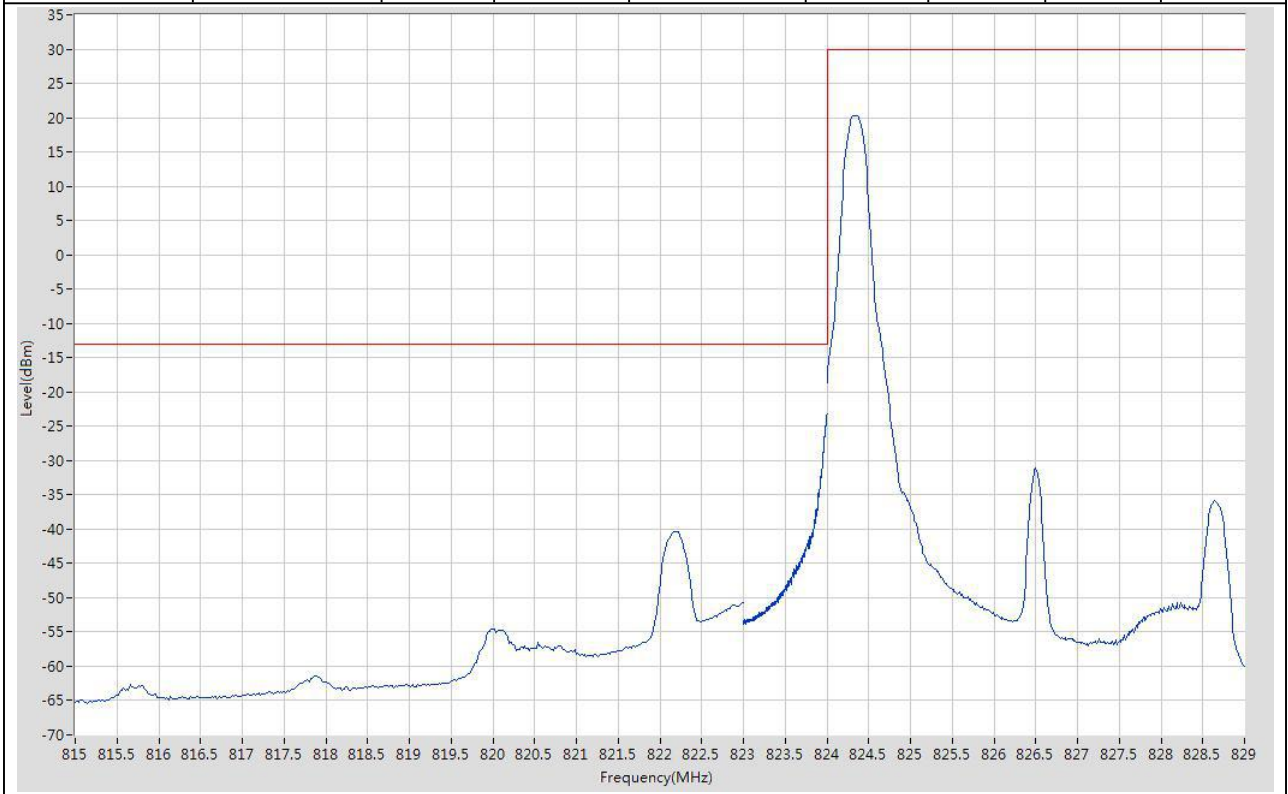
**10.18. LTE Band Edge(NTNV)(Subtest:18, Channel:20425, Bandwidth:5, Modulation:QPSK, RB Number: 25, RB Position:LOW)**

Start Frequency (MHz)	Stop Frequency (MHz)	RBW (MHz)	Detector	Frequency (MHz)	Power (dBm)	Limit (dBm)	Verdict	Sweep Point
815	823	0.1	RMS	822.82	-32.06	-13	Pass	401
823	824	0.051	RMS	823.993	-28.75	-13	Pass	401
824	829	0.1	RMS	825.688	6.99	30	Pass	401



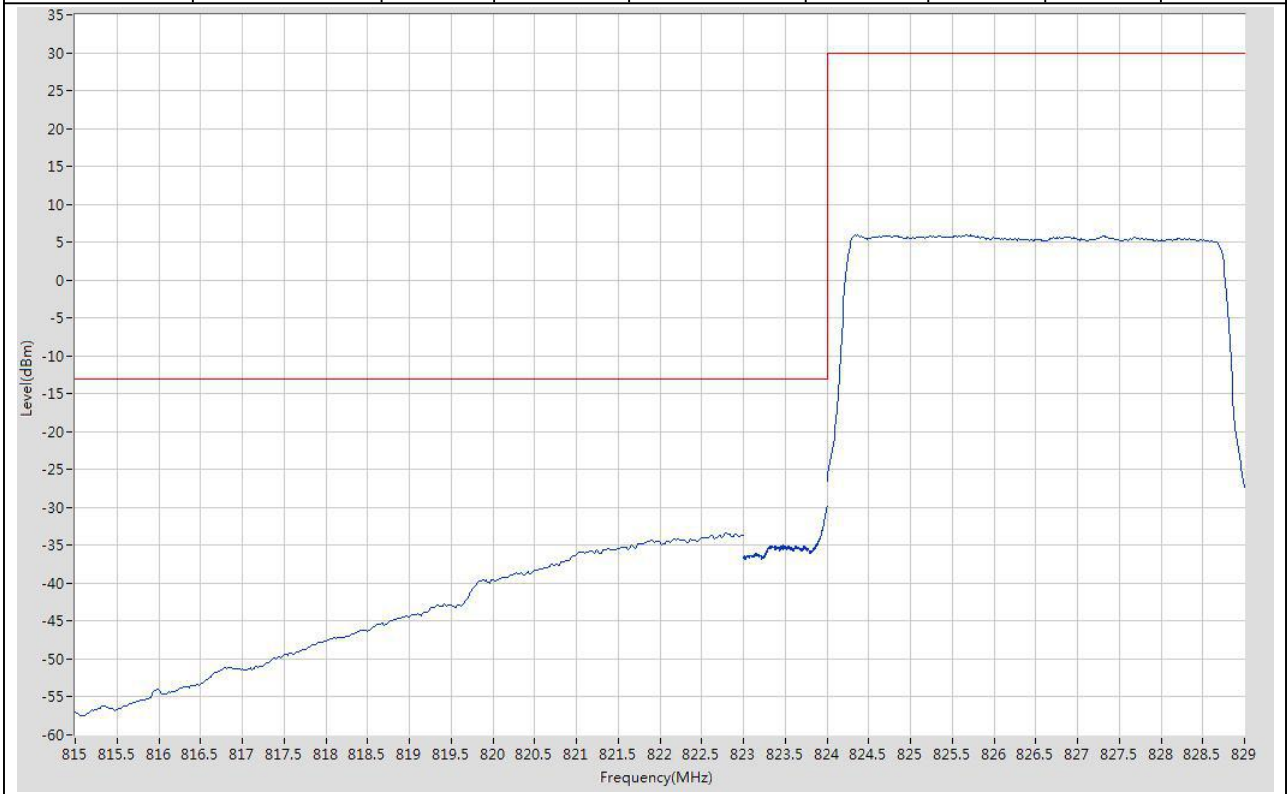
**10.19. LTE Band Edge(NTNV)(Subtest:19, Channel:20425, Bandwidth:5, Modulation:Q16, RB Number: 1, RB Position:LOW)**

Start Frequency (MHz)	Stop Frequency (MHz)	RBW (MHz)	Detector	Frequency (MHz)	Power (dBm)	Limit (dBm)	Verdict	Sweep Point
815	823	0.1	RMS	822.2	-40.31	-13	Pass	401
823	824	0.051	RMS	824	-23.18	-13	Pass	401
824	829	0.1	RMS	824.338	20.31	30	Pass	401



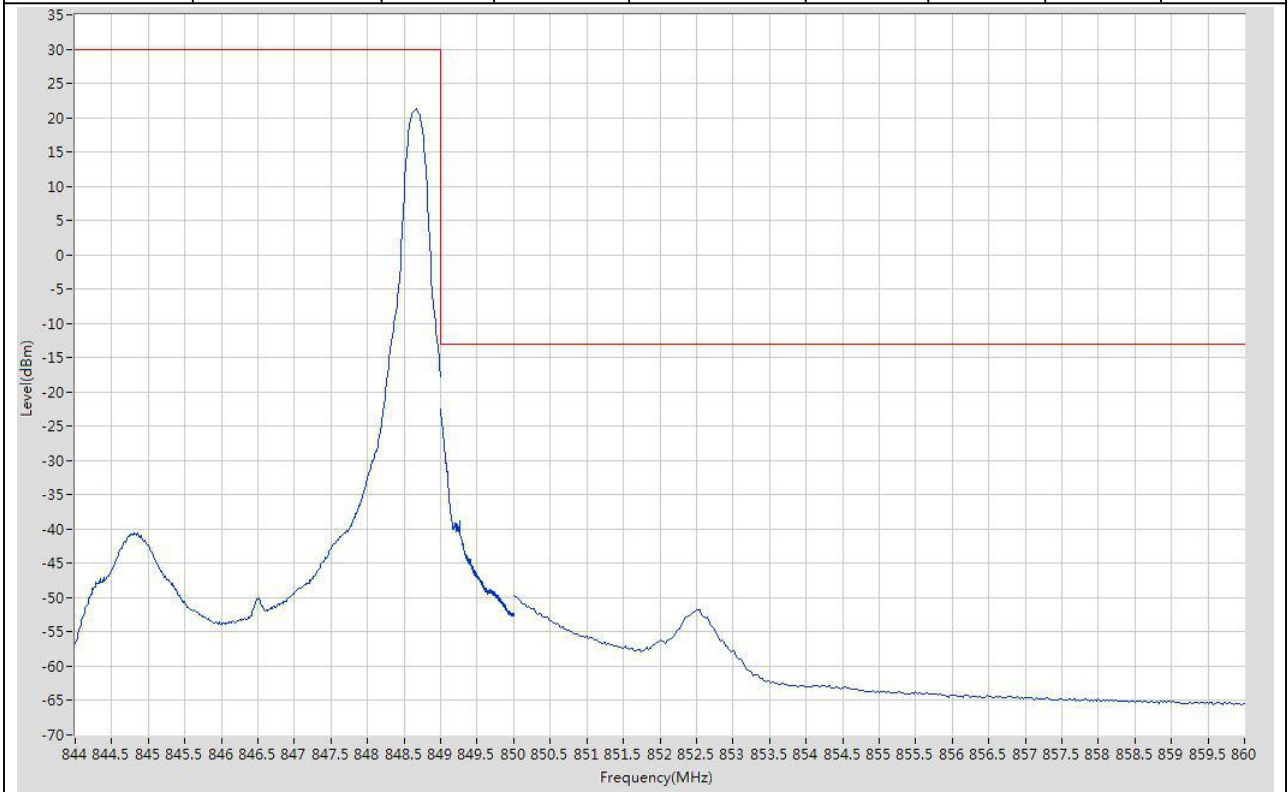
**10.20. LTE Band Edge(NTNV)(Subtest:20, Channel:20425, Bandwidth:5, Modulation:Q16, RB Number: 25, RB Position:LOW)**

Start Frequency (MHz)	Stop Frequency (MHz)	RBW (MHz)	Detector	Frequency (MHz)	Power (dBm)	Limit (dBm)	Verdict	Sweep Point
815	823	0.1	RMS	822.8	-33.39	-13	Pass	401
823	824	0.051	RMS	824	-29.88	-13	Pass	401
824	829	0.1	RMS	825.675	5.99	30	Pass	401



**10.21. LTE Band Edge(NTNV)(Subtest:21, Channel:20625, Bandwidth:5, Modulation:QPSK, RB Number: 1, RB Position:HIGH)**

Start Frequency (MHz)	Stop Frequency (MHz)	RBW (MHz)	Detector	Frequency (MHz)	Power (dBm)	Limit (dBm)	Verdict	Sweep Point
844	849	0.1	RMS	848.663	21.28	30	Pass	401
849	850	0.051	RMS	849	-22.5	-13	Pass	401
850	860	0.1	RMS	850	-49.69	-13	Pass	401



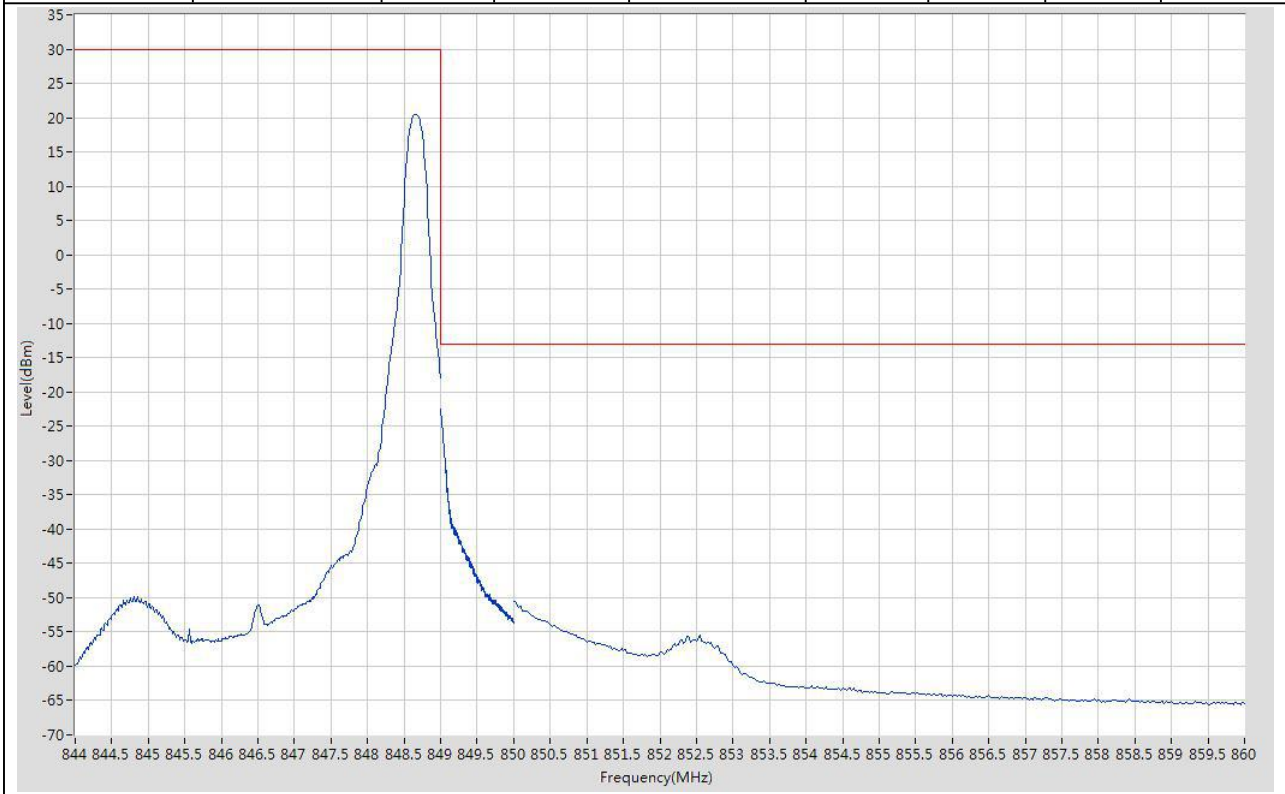
**10.22. LTE Band Edge(NTNV)(Subtest:22, Channel:20625, Bandwidth:5, Modulation:QPSK, RB Number: 25, RB Position:HIGH)**

Start Frequency (MHz)	Stop Frequency (MHz)	RBW (MHz)	Detector	Frequency (MHz)	Power (dBm)	Limit (dBm)	Verdict	Sweep Point
844	849	0.1	RMS	844.513	6.82	30	Pass	401
849	850	0.051	RMS	849	-29.36	-13	Pass	401
850	860	0.1	RMS	850.025	-33.41	-13	Pass	401



**10.23. LTE Band Edge(NTNV)(Subtest:23, Channel:20625, Bandwidth:5, Modulation:Q16, RB Number: 1, RB Position:HIGH)**

Start Frequency (MHz)	Stop Frequency (MHz)	RBW (MHz)	Detector	Frequency (MHz)	Power (dBm)	Limit (dBm)	Verdict	Sweep Point
844	849	0.1	RMS	848.663	20.53	30	Pass	401
849	850	0.051	RMS	849	-22.54	-13	Pass	401
850	860	0.1	RMS	850	-50.59	-13	Pass	401



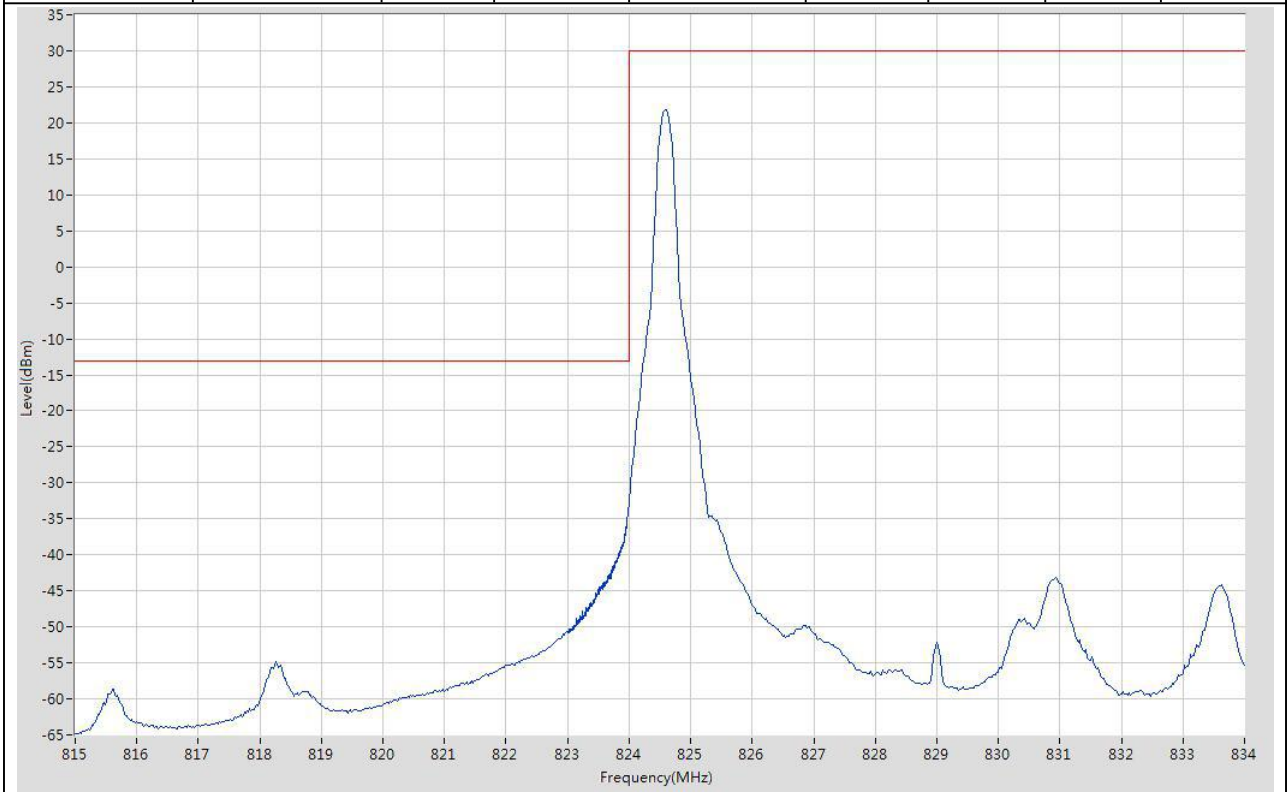
**10.24. LTE Band Edge(NTNV)(Subtest:24, Channel:20625, Bandwidth:5, Modulation:Q16, RB Number: 25, RB Position:HIGH)**

Start Frequency (MHz)	Stop Frequency (MHz)	RBW (MHz)	Detector	Frequency (MHz)	Power (dBm)	Limit (dBm)	Verdict	Sweep Point
844	849	0.1	RMS	844.6	6.08	30	Pass	401
849	850	0.051	RMS	849	-30.76	-13	Pass	401
850	860	0.1	RMS	850.25	-35.67	-13	Pass	401



**10.25. LTE Band Edge(NTNV)(Subtest:25, Channel:20450, Bandwidth:10, Modulation:QPSK, RB Number: 1, RB Position:LOW)**

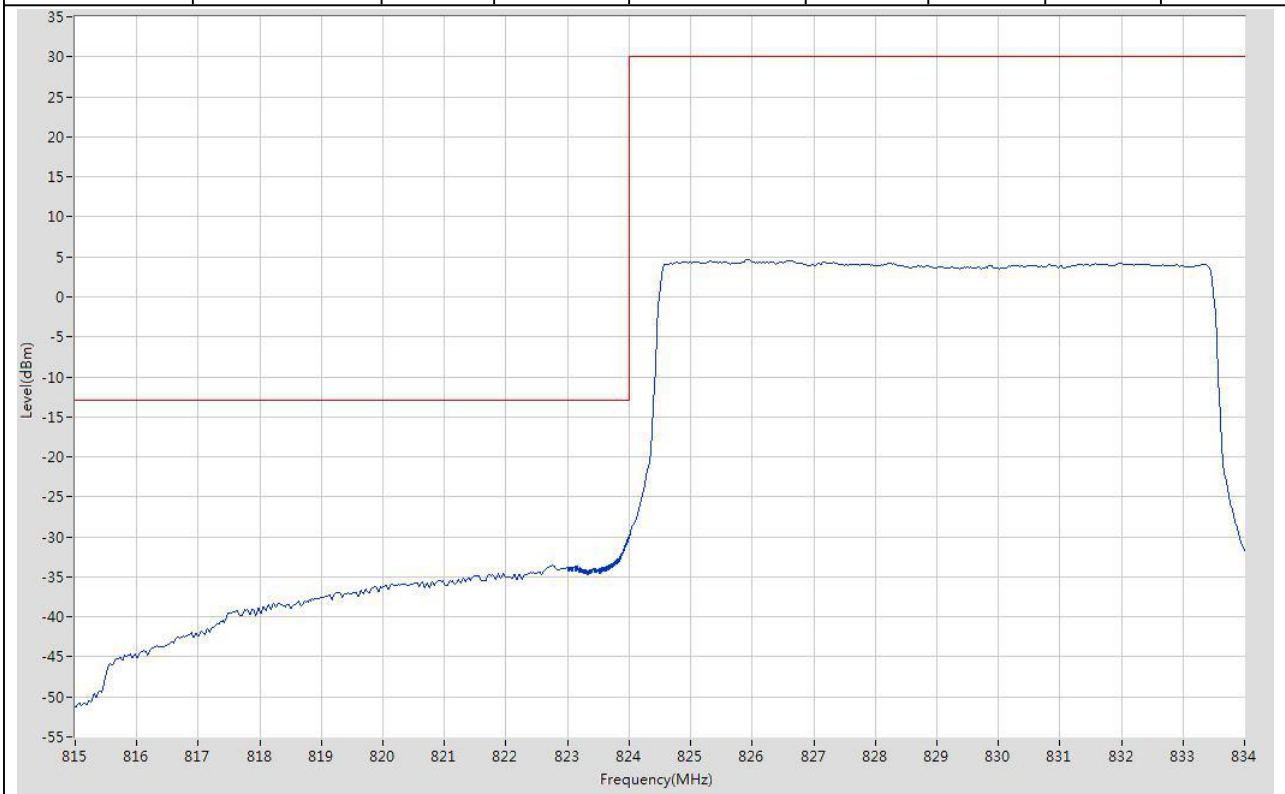
Start Frequency (MHz)	Stop Frequency (MHz)	RBW (MHz)	Detector	Frequency (MHz)	Power (dBm)	Limit (dBm)	Verdict	Sweep Point
815	823	0.1	RMS	823	-50.6	-13	Pass	401
823	824	0.1	RMS	824	-32.83	-13	Pass	401
824	834	0.1	RMS	824.6	21.73	30	Pass	401





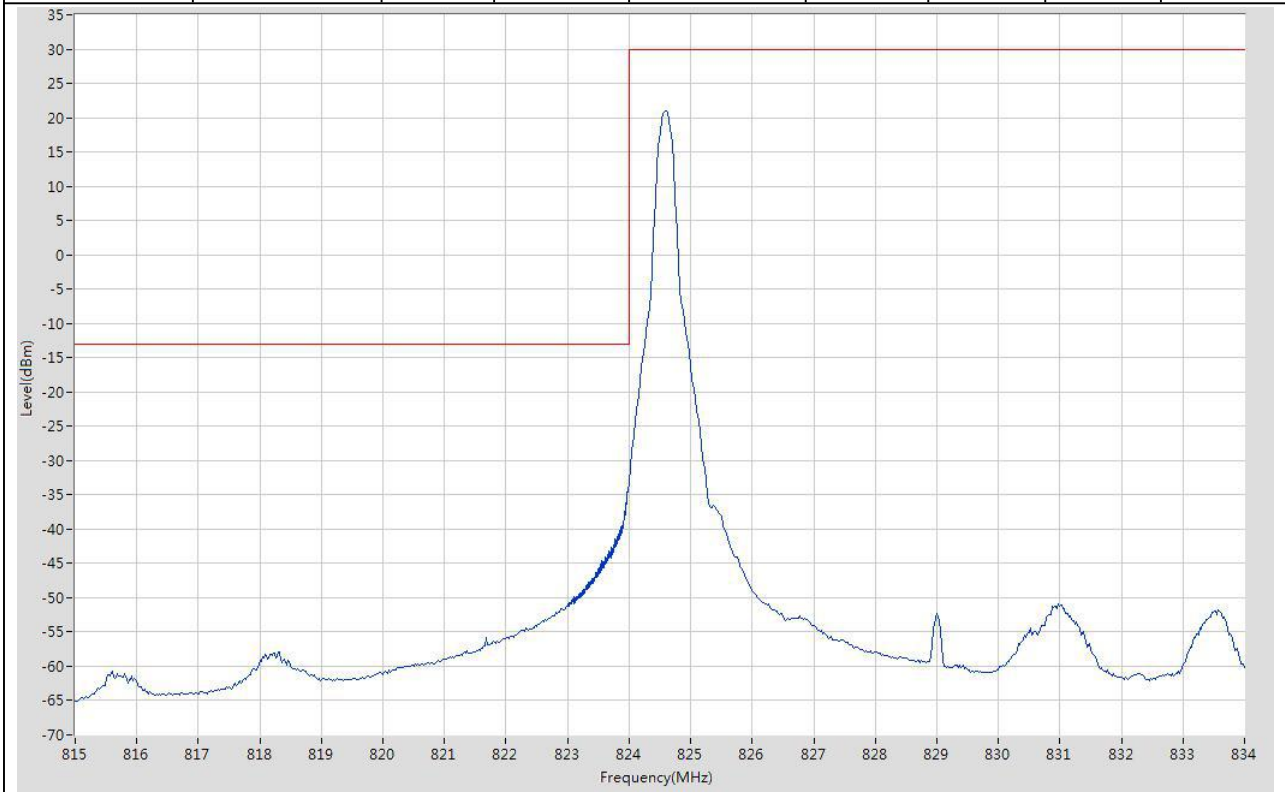
**10.26. LTE Band Edge(NTNV)(Subtest:26, Channel:20450, Bandwidth:10, Modulation:QPSK, RB Number: 50, RB Position:LOW)**

Start Frequency (MHz)	Stop Frequency (MHz)	RBW (MHz)	Detector	Frequency (MHz)	Power (dBm)	Limit (dBm)	Verdict	Sweep Point
815	823	0.1	RMS	822.76	-33.59	-13	Pass	401
823	824	0.1	RMS	823.998	-29.77	-13	Pass	401
824	834	0.1	RMS	825.925	4.67	30	Pass	401



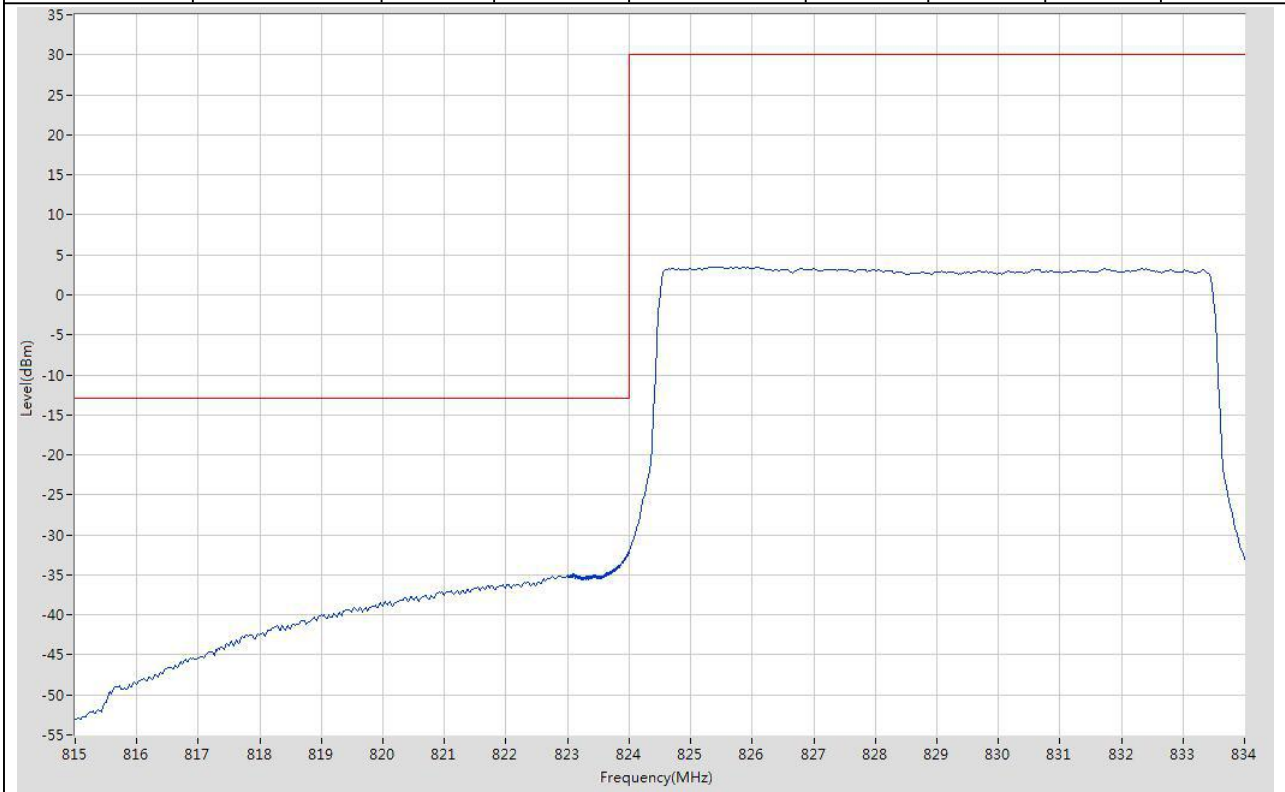
**10.27. LTE Band Edge(NTNV)(Subtest:27, Channel:20450, Bandwidth:10, Modulation:Q16, RB Number: 1, RB Position:LOW)**

Start Frequency (MHz)	Stop Frequency (MHz)	RBW (MHz)	Detector	Frequency (MHz)	Power (dBm)	Limit (dBm)	Verdict	Sweep Point
815	823	0.1	RMS	823	-51.1	-13	Pass	401
823	824	0.1	RMS	823.998	-33.3	-13	Pass	401
824	834	0.1	RMS	824.6	20.99	30	Pass	401



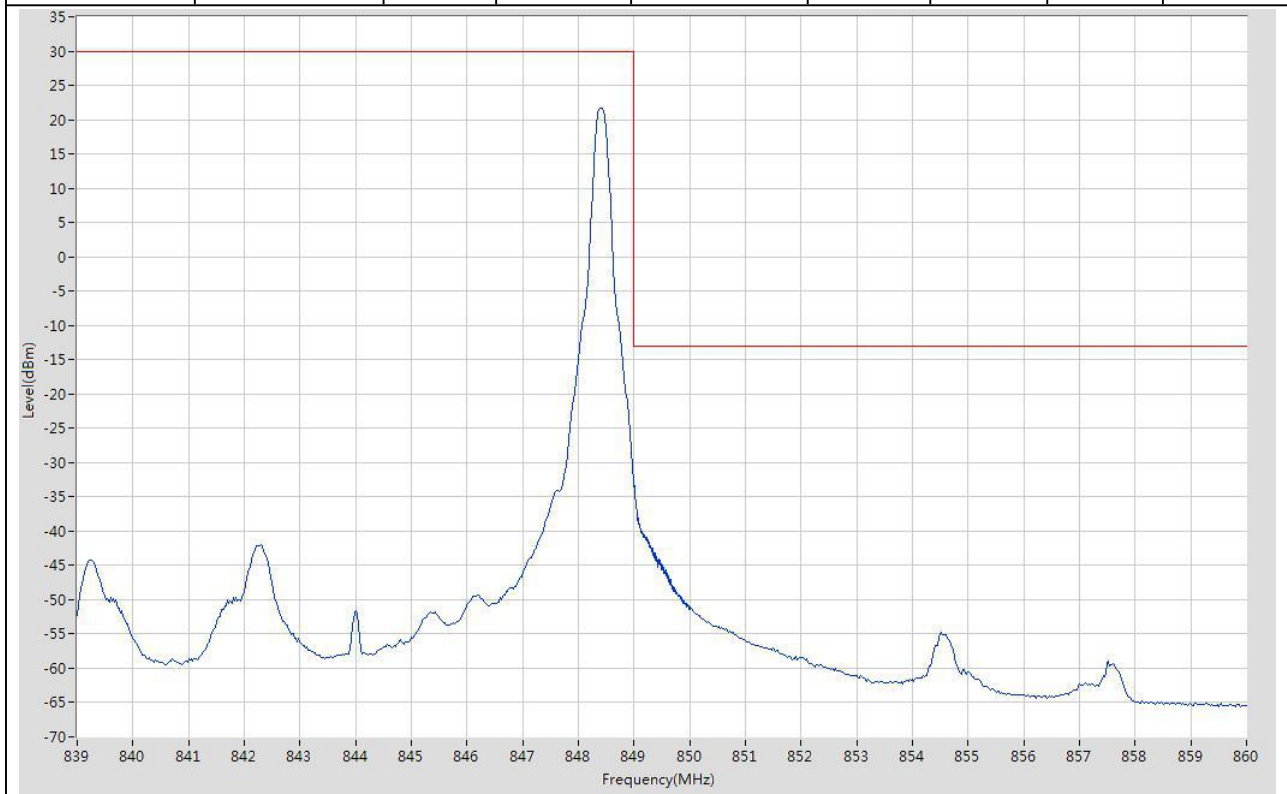
**10.28. LTE Band Edge(NTNV)(Subtest:28, Channel:20450, Bandwidth:10, Modulation:Q16, RB Number: 50, RB Position:LOW)**

Start Frequency (MHz)	Stop Frequency (MHz)	RBW (MHz)	Detector	Frequency (MHz)	Power (dBm)	Limit (dBm)	Verdict	Sweep Point
815	823	0.1	RMS	822.88	-35.14	-13	Pass	401
823	824	0.1	RMS	824	-32.02	-13	Pass	401
824	834	0.1	RMS	825.75	3.51	30	Pass	401



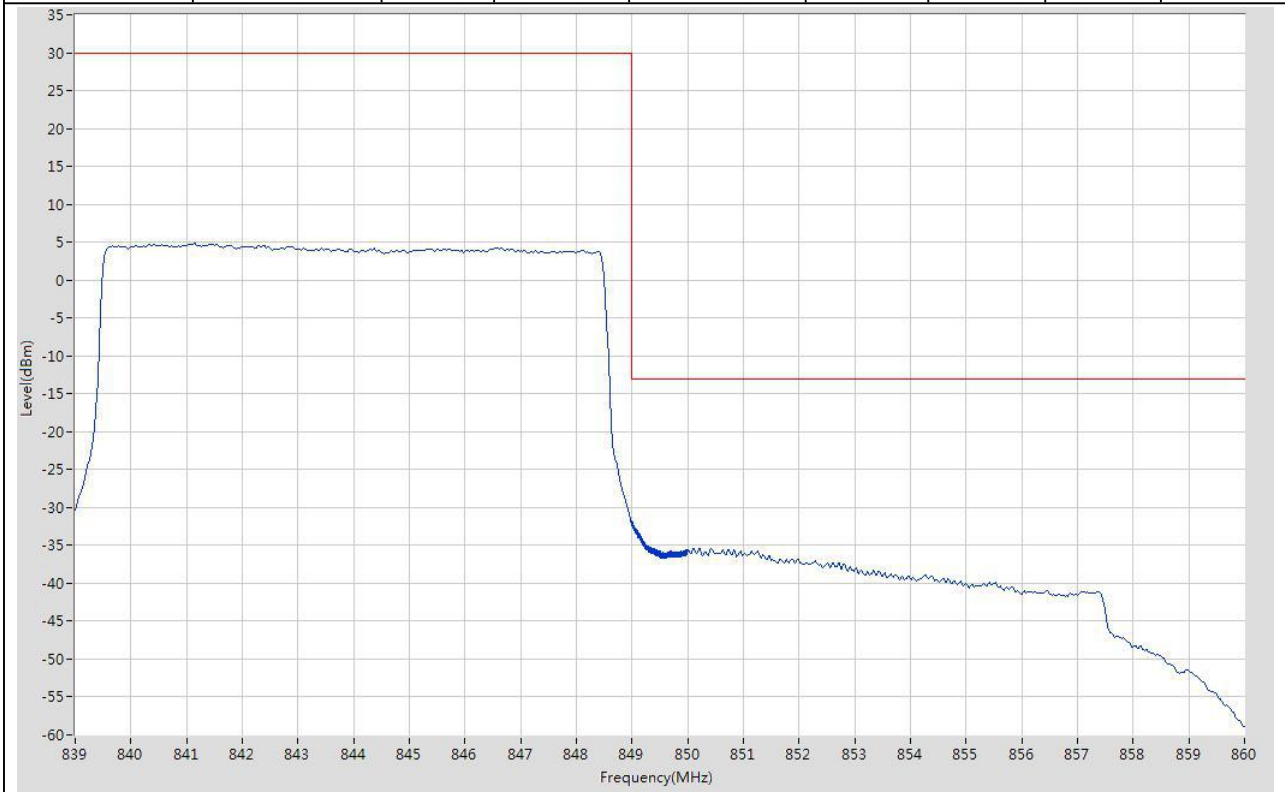
**10.29. LTE Band Edge(NTNV)(Subtest:29, Channel:20600, Bandwidth:10, Modulation:QPSK, RB Number: 1, RB Position:HIGH)**

Start Frequency (MHz)	Stop Frequency (MHz)	RBW (MHz)	Detector	Frequency (MHz)	Power (dBm)	Limit (dBm)	Verdict	Sweep Point
839	849	0.1	RMS	848.425	21.73	30	Pass	401
849	850	0.1	RMS	849	-33.06	-13	Pass	401
850	860	0.1	RMS	850.025	-51.32	-13	Pass	401



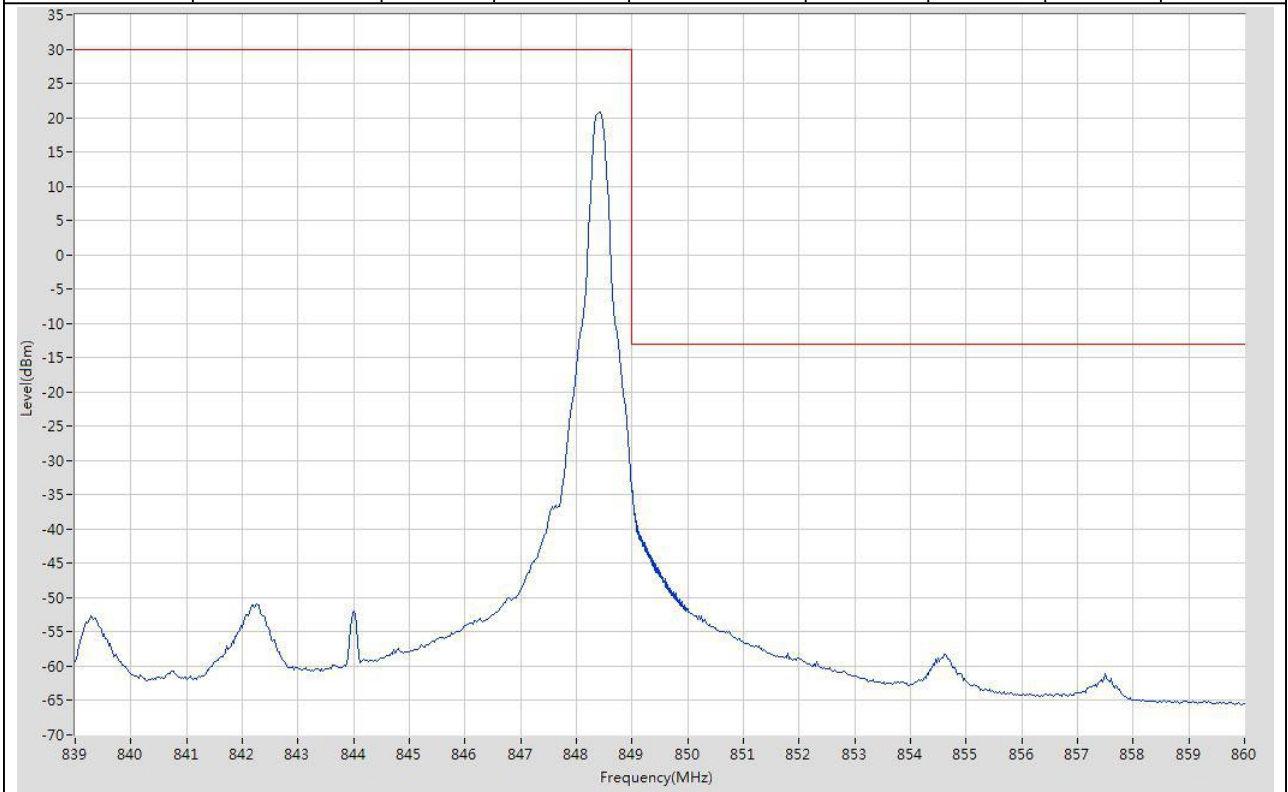
**10.30. LTE Band Edge(NTNV)(Subtest:30, Channel:20600, Bandwidth:10, Modulation:QPSK, RB Number: 50, RB Position:HIGH)**

Start Frequency (MHz)	Stop Frequency (MHz)	RBW (MHz)	Detector	Frequency (MHz)	Power (dBm)	Limit (dBm)	Verdict	Sweep Point
839	849	0.1	RMS	841.15	4.84	30	Pass	401
849	850	0.1	RMS	849	-31.83	-13	Pass	401
850	860	0.1	RMS	850.225	-35.38	-13	Pass	401



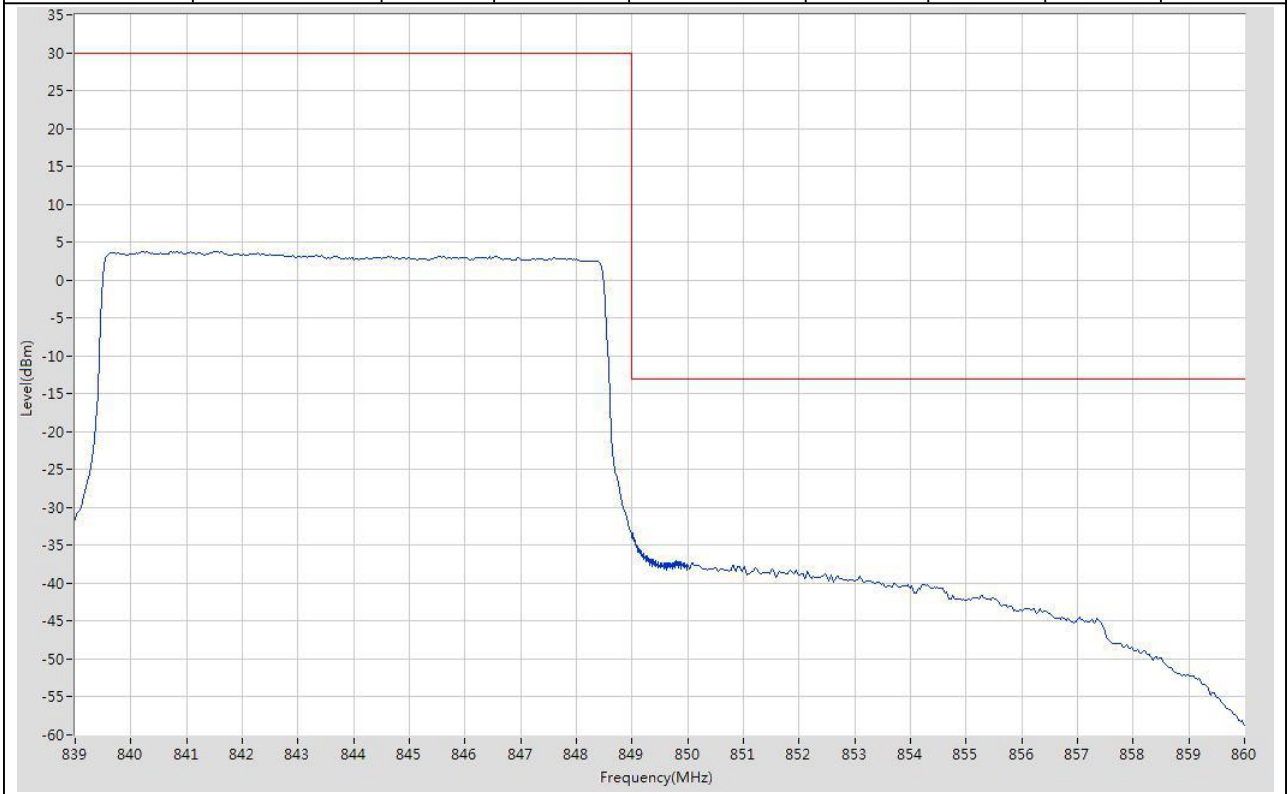
**10.31. LTE Band Edge(NTNV)(Subtest:31, Channel:20600, Bandwidth:10, Modulation:Q16, RB Number: 1, RB Position:HIGH)**

Start Frequency (MHz)	Stop Frequency (MHz)	RBW (MHz)	Detector	Frequency (MHz)	Power (dBm)	Limit (dBm)	Verdict	Sweep Point
839	849	0.1	RMS	848.425	20.81	30	Pass	401
849	850	0.1	RMS	849.003	-34.06	-13	Pass	401
850	860	0.1	RMS	850	-52.15	-13	Pass	401



**10.32. LTE Band Edge(NTNV)(Subtest:32, Channel:20600, Bandwidth:10, Modulation:Q16, RB Number: 50, RB Position:HIGH)**

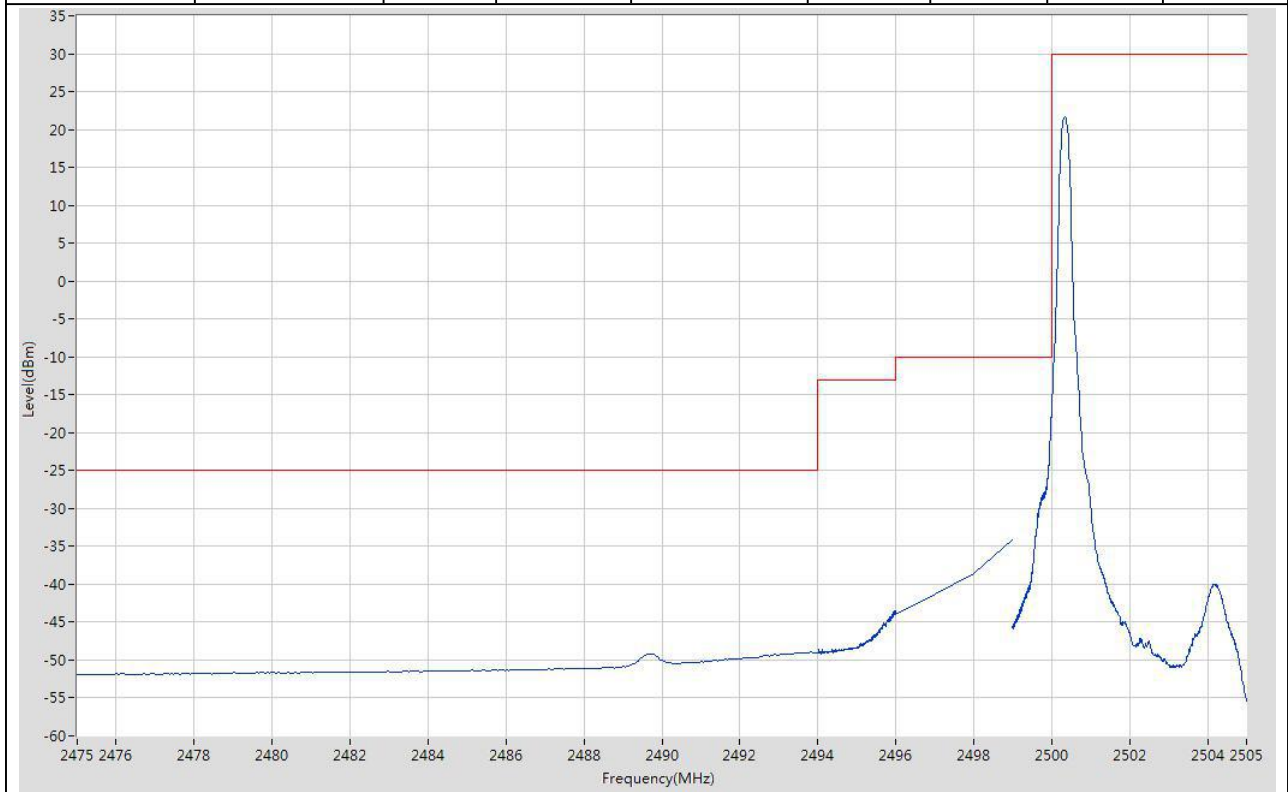
Start Frequency (MHz)	Stop Frequency (MHz)	RBW (MHz)	Detector	Frequency (MHz)	Power (dBm)	Limit (dBm)	Verdict	Sweep Point
839	849	0.1	RMS	841.525	3.83	30	Pass	401
849	850	0.1	RMS	849.005	-33.43	-13	Pass	401
850	860	0.1	RMS	850.075	-37.33	-13	Pass	401



## 11. LTE\_Band7

### 11.1. LTE Band Edge(NTNV)(Subtest:1, Channel:20775, Bandwidth:5, Modulation:QPSK, RB Number: 1, RB Position:LOW)

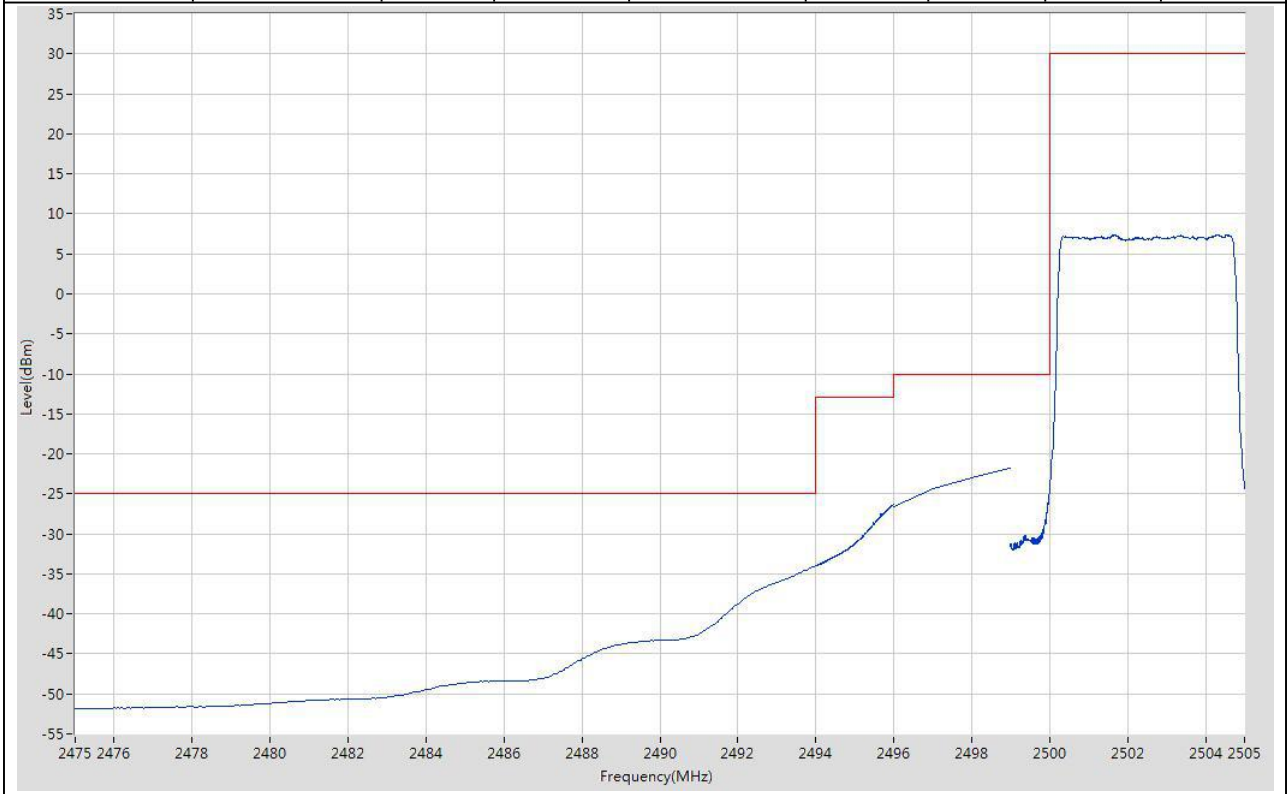
Start Frequency (MHz)	Stop Frequency (MHz)	RBW (MHz)	Detector	Frequency (MHz)	Power (dBm)	Limit (dBm)	Verdict	Sweep Point
2475	2494	1	RMS	2493.81	-48.98	-25	Pass	401
2494	2496	1	RMS	2496	-43.5	-13	Pass	401
2496	2499	1	RMS	2499	-34.22	-10	Pass	4
2499	2500	0.1	RMS	2500	-16.83	-10	Pass	401
2500	2505	0.1	RMS	2500.338	21.7	30	Pass	401





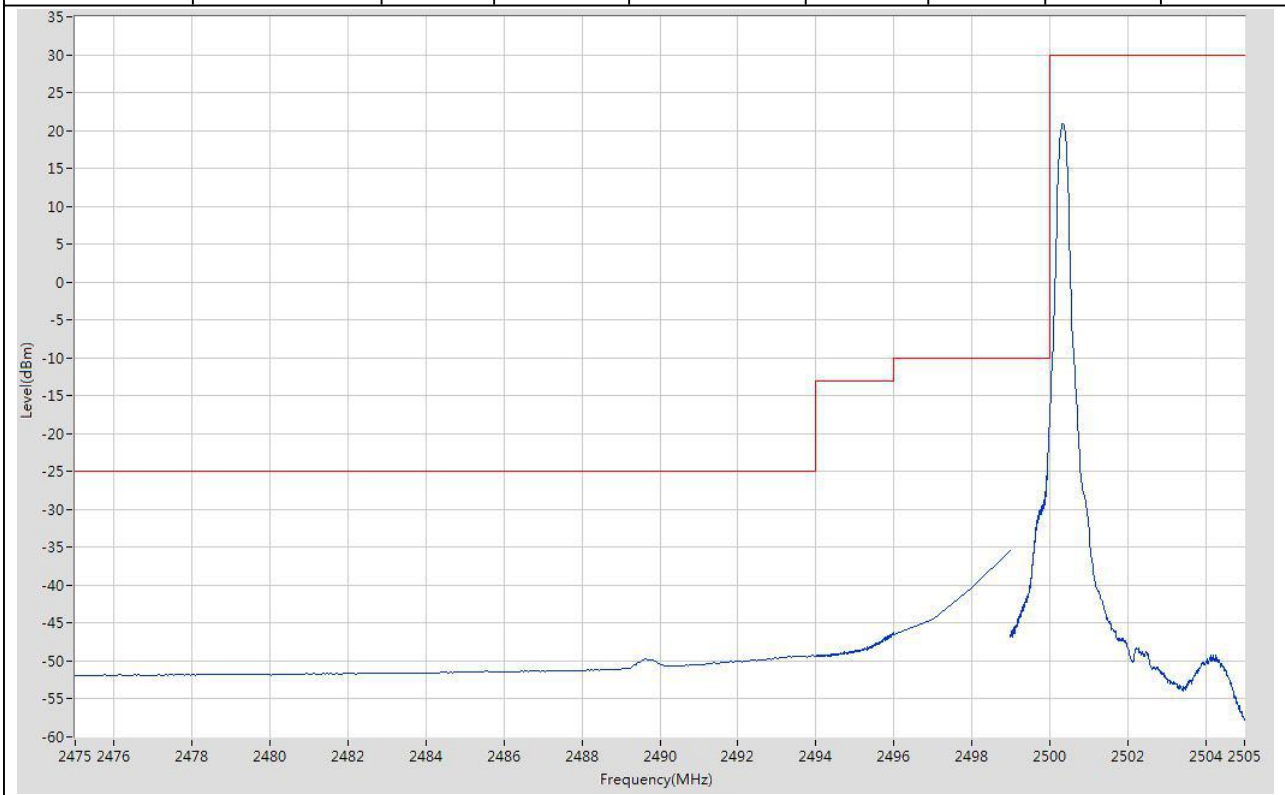
**11.2. LTE Band Edge(NTNV)(Subtest:2, Channel:20775, Bandwidth:5, Modulation:QPSK, RB Number: 25, RB Position:LOW)**

Start Frequency (MHz)	Stop Frequency (MHz)	RBW (MHz)	Detector	Frequency (MHz)	Power (dBm)	Limit (dBm)	Verdict	Sweep Point
2475	2494	1	RMS	2494	-33.97	-25	Pass	401
2494	2496	1	RMS	2496	-26.34	-13	Pass	401
2496	2499	1	RMS	2499	-21.79	-10	Pass	4
2499	2500	0.1	RMS	2500	-24.37	-10	Pass	401
2500	2505	0.1	RMS	2504.313	7.42	30	Pass	401



**11.3. LTE Band Edge(NTNV)(Subtest:3, Channel:20775, Bandwidth:5, Modulation:Q16, RB Number: 1, RB Position:LOW)**

Start Frequency (MHz)	Stop Frequency (MHz)	RBW (MHz)	Detector	Frequency (MHz)	Power (dBm)	Limit (dBm)	Verdict	Sweep Point
2475	2494	1	RMS	2493.905	-49.28	-25	Pass	401
2494	2496	1	RMS	2495.995	-46.22	-13	Pass	401
2496	2499	1	RMS	2499	-35.4	-10	Pass	4
2499	2500	0.1	RMS	2500	-18.06	-10	Pass	401
2500	2505	0.1	RMS	2500.35	20.91	30	Pass	401



**11.4. LTE Band Edge(NTNV)(Subtest:4, Channel:20775, Bandwidth:5, Modulation:Q16, RB Number: 25, RB Position:LOW)**

Start Frequency (MHz)	Stop Frequency (MHz)	RBW (MHz)	Detector	Frequency (MHz)	Power (dBm)	Limit (dBm)	Verdict	Sweep Point
2475	2494	1	RMS	2494	-35.17	-25	Pass	401
2494	2496	1	RMS	2495.985	-29.19	-13	Pass	401
2496	2499	1	RMS	2499	-23.83	-10	Pass	4
2499	2500	0.1	RMS	2500	-25.9	-10	Pass	401
2500	2505	0.1	RMS	2503.338	6.4	30	Pass	401

