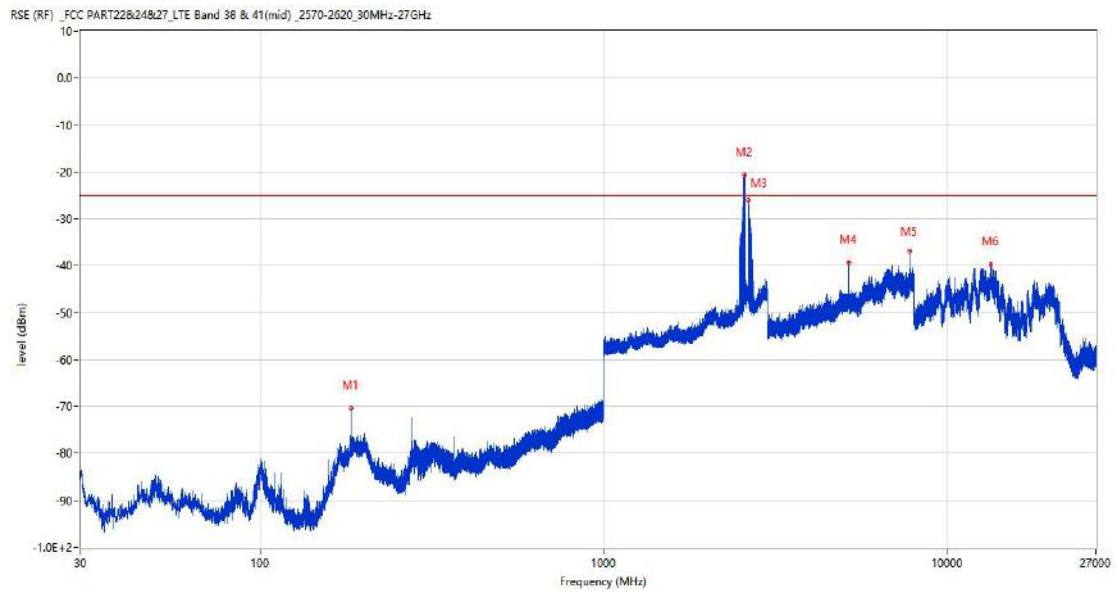


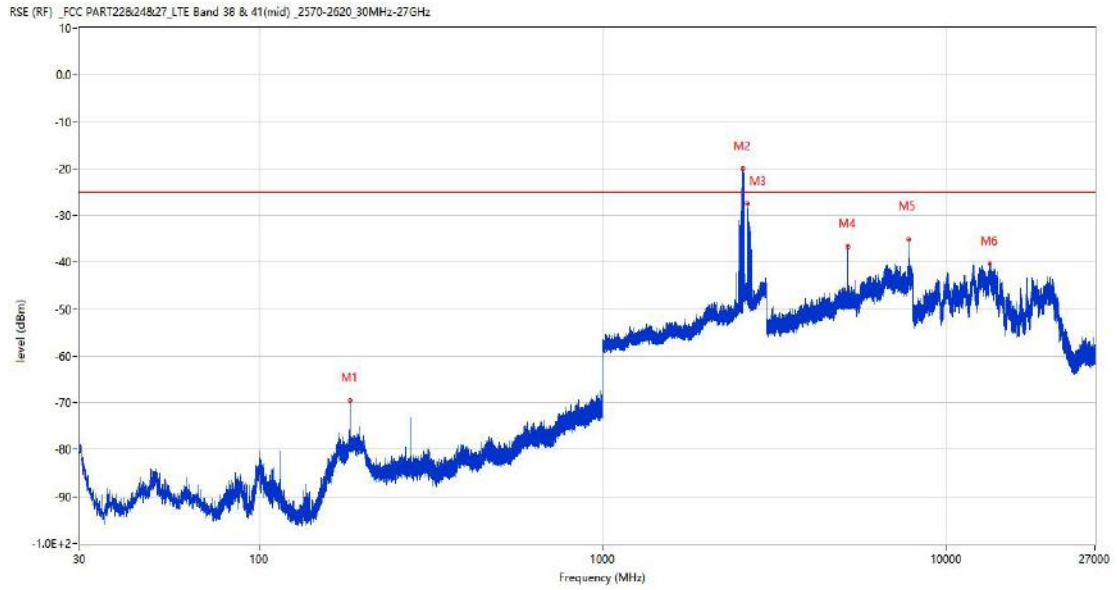
### 13.4 LTE Band 41 BW20, Middle Channel

RSE-H&H LTE Band 41 BW20 CH40620



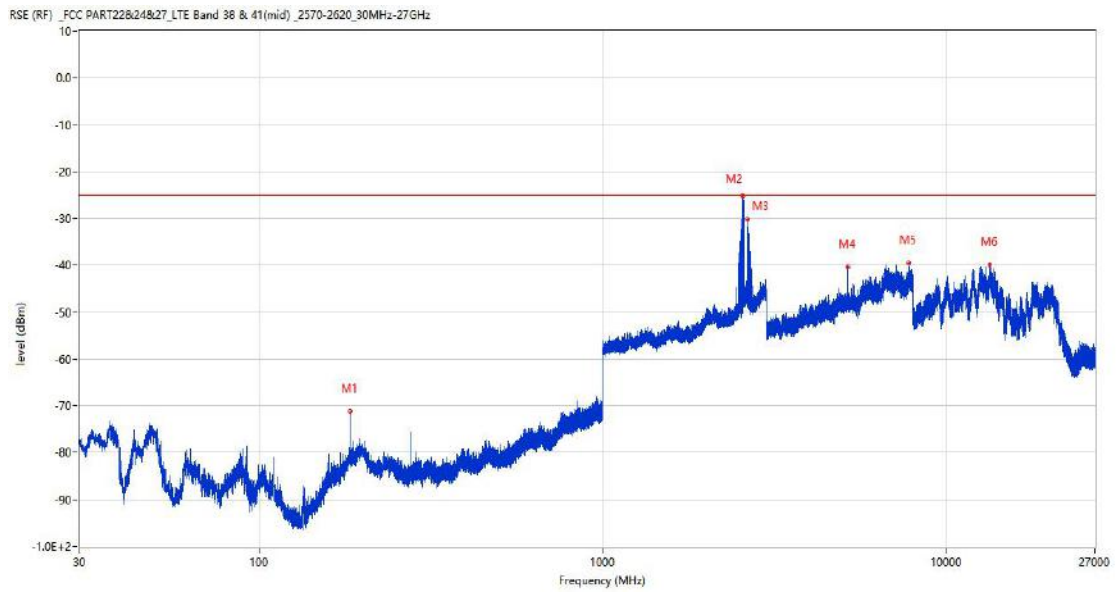
Frequency (MHz)	Result (dBm)	Factor (dB)	PK Limit (dBm)	Over Limit (dB)	Table (o)	ANT	EUT	Verdict
183.842	-70.44	-17.30	-25.0	-45.44	304.00	Horizontal	Horizontal	Pass
2564.200	-20.75	8.90	-25.0	4.25	163.00	Horizontal	Horizontal	N/A
2627.900	-26.06	8.64	-25.0	-1.06	143.00	Horizontal	Horizontal	N/A
5168.750	-39.37	10.96	-25.0	-14.37	96.00	Horizontal	Horizontal	Pass
7753.000	-36.79	14.31	-25.0	-11.79	295.00	Horizontal	Horizontal	Pass
13394.700	-39.79	16.96	-25.0	-14.79	161.00	Horizontal	Horizontal	Pass

RSE-H&V LTE Band 41 BW20 CH40620



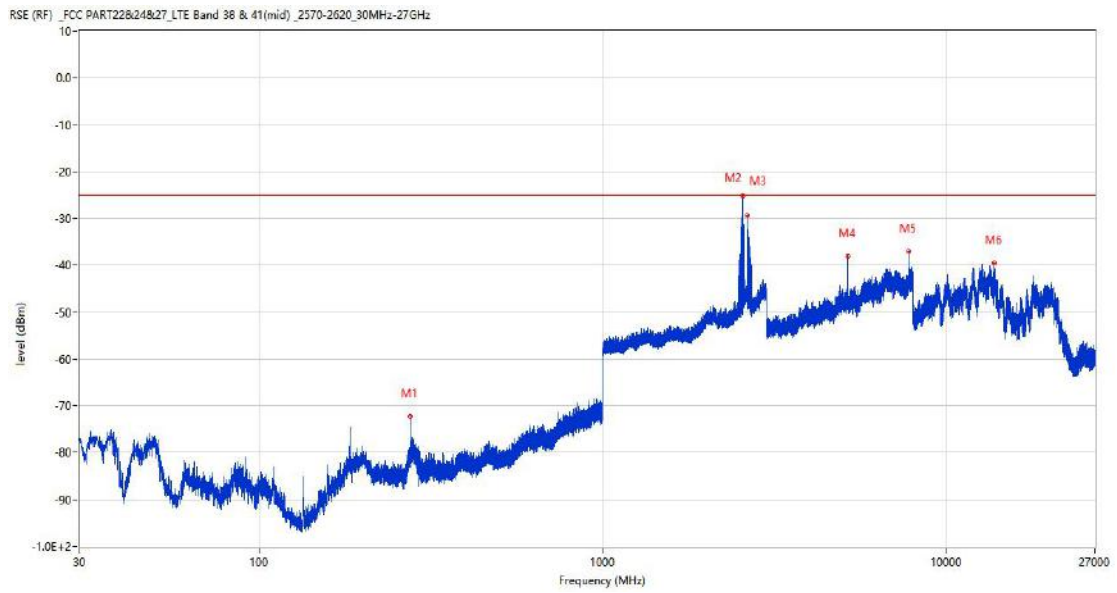
Frequency (MHz)	Result (dBm)	Factor (dB)	PK Limit (dBm)	Over Limit (dB)	Table (o)	ANT	EUT	Verdict
183.842	-69.54	-17.30	-25.0	-44.54	186.00	Horizontal	Vertical	Pass
2561.700	-20.04	8.84	-25.0	4.96	186.00	Horizontal	Vertical	N/A
2630.300	-27.57	8.24	-25.0	-2.57	217.00	Horizontal	Vertical	N/A
5168.750	-36.67	10.96	-25.0	-11.67	126.00	Horizontal	Vertical	Pass
7753.000	-35.26	14.31	-25.0	-10.26	50.00	Horizontal	Vertical	Pass
13358.737	-40.30	16.62	-25.0	-15.30	0.00	Horizontal	Vertical	Pass

RSE-V&V LTE Band 41 BW20 CH40620



Frequency (MHz)	Result (dBm)	Factor (dB)	PK Limit (dBm)	Over Limit (dB)	Table (o)	ANT	EUT	Verdict
183.842	-71.25	-17.30	-25.0	-46.25	124.00	Vertical	Vertical	Pass
2559.500	-25.20	8.54	-25.0	-0.20	28.00	Vertical	Vertical	N/A
2627.600	-30.16	8.69	-25.0	-5.16	9.00	Vertical	Vertical	N/A
5168.500	-40.37	10.97	-25.0	-15.37	101.00	Vertical	Vertical	Pass
7752.500	-39.59	14.29	-25.0	-14.59	358.00	Vertical	Vertical	Pass
13351.912	-39.99	16.56	-25.0	-14.99	108.00	Vertical	Vertical	Pass

RSE-V&H LTE Band 41 BW20 CH40620



Frequency (MHz)	Result (dBm)	Factor (dB)	PK Limit (dBm)	Over Limit (dB)	Table (o)	ANT	EUT	Verdict
275.750	-72.33	-13.93	-25.0	-47.33	105.00	Vertical	Horizontal	Pass
2558.800	-25.22	8.32	-25.0	-0.22	24.00	Vertical	Horizontal	N/A
2628.400	-29.31	8.57	-25.0	-4.31	24.00	Vertical	Horizontal	N/A
5168.750	-38.02	10.96	-25.0	-13.02	192.00	Vertical	Horizontal	Pass
7752.750	-37.06	14.32	-25.0	-12.06	143.00	Vertical	Horizontal	Pass
13793.175	-39.51	16.55	-25.0	-14.51	360.00	Vertical	Horizontal	Pass

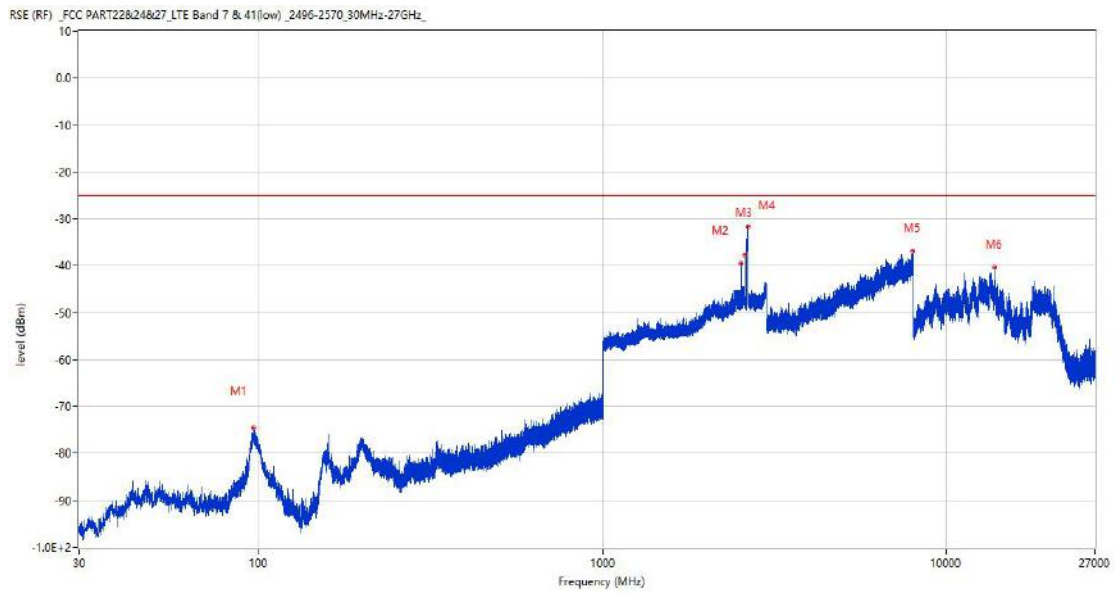
CA  
 14 CA\_7C  
 14.1 CA\_7C 20MHz+10MHz, QPSK, Low Channel

RSE-H&H CH20850 20M 1RB LOW CH20994 10M 1RB HIGH



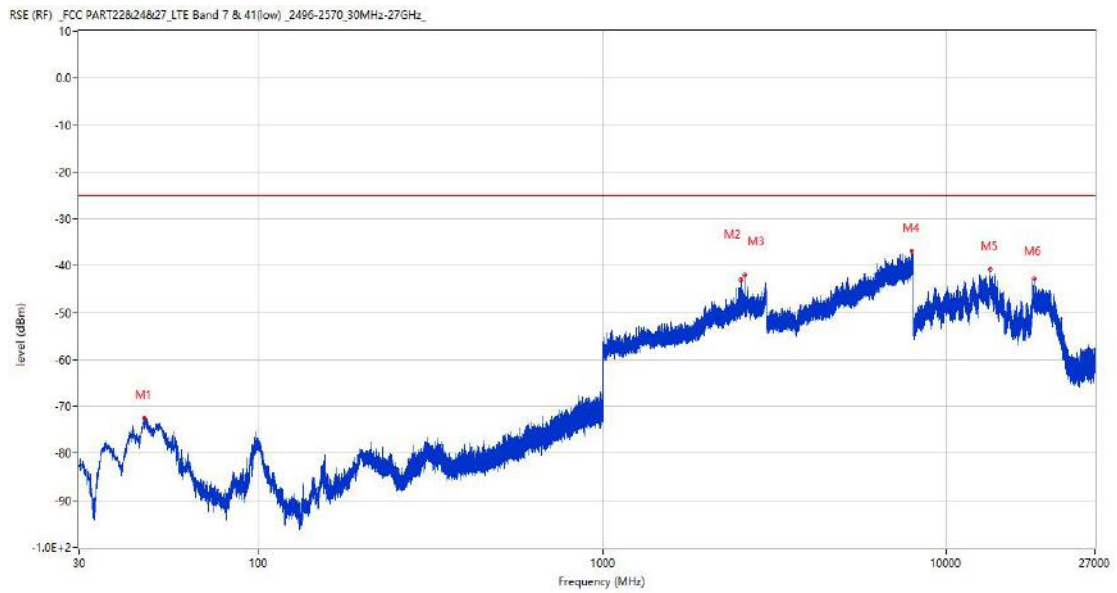
Frequency (MHz)	Result (dBm)	Factor (dB)	PK Limit (dBm)	Over Limit (dB)	Table (o)	ANT	EUT	Verdict
95.087	-76.35	-18.63	-25.0	-51.35	0.00	Horizontal	Horizontal	Pass
2528.800	-44.81	8.85	-25.0	-19.81	285.00	Horizontal	Horizontal	N/A
2643.000	-36.96	8.52	-25.0	-11.96	327.00	Horizontal	Horizontal	N/A
4298.250	-47.83	10.69	-25.0	-22.83	355.00	Horizontal	Horizontal	Pass
7251.250	-39.42	17.63	-25.0	-14.42	344.00	Horizontal	Horizontal	Pass
13355.850	-41.59	16.59	-25.0	-16.59	17.00	Horizontal	Horizontal	Pass

RSE-H&V CH20850 20M 1RB LOW CH20994 10M 1RB HIGH



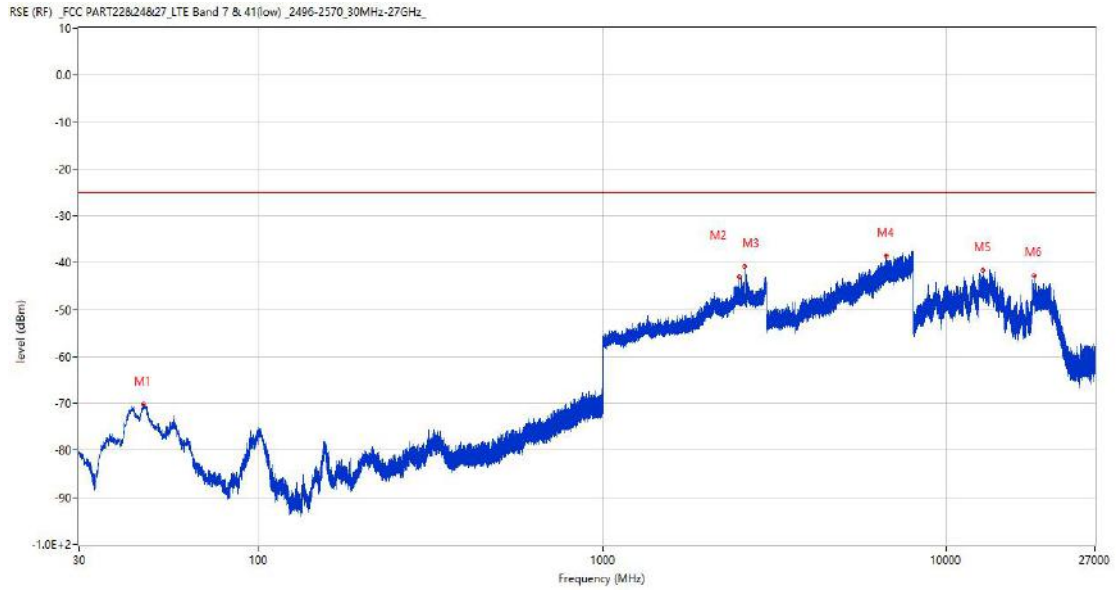
Frequency (MHz)	Result (dBm)	Factor (dB)	PK Limit (dBm)	Over Limit (dB)	Table (o)	ANT	EUT	Verdict
96.202	-74.53	-18.60	-25.0	-49.53	190.00	Horizontal	Vertical	Pass
2529.700	-39.52	8.85	-25.0	-14.52	131.00	Horizontal	Vertical	N/A
2585.100	-37.61	8.49	-25.0	-12.61	131.00	Horizontal	Vertical	N/A
2643.300	-31.67	8.51	-25.0	-6.67	222.00	Horizontal	Vertical	N/A
7968.750	-36.80	18.09	-25.0	-11.80	355.00	Horizontal	Vertical	Pass
13824.151	-40.32	16.44	-25.0	-15.32	224.00	Horizontal	Vertical	Pass

RSE-V&V CH20850 20M 1RB LOW CH20994 10M 1RB HIGH



Frequency (MHz)	Result (dBm)	Factor (dB)	PK Limit (dBm)	Over Limit (dB)	Table (o)	ANT	EUT	Verdict
46.344	-72.45	-17.16	-25.0	-47.45	163.00	Vertical	Vertical	Pass
2529.900	-43.12	8.85	-25.0	-18.12	0.00	Vertical	Vertical	N/A
2584.900	-41.92	8.51	-25.0	-16.92	5.00	Vertical	Vertical	N/A
7922.750	-36.77	18.28	-25.0	-11.77	281.00	Vertical	Vertical	Pass
13397.063	-40.81	16.98	-25.0	-15.81	308.00	Vertical	Vertical	Pass
17927.551	-42.92	13.55	-25.0	-17.92	220.00	Vertical	Vertical	Pass

RSE-V&H CH20850 20M 1RB LOW CH20994 10M 1RB HIGH

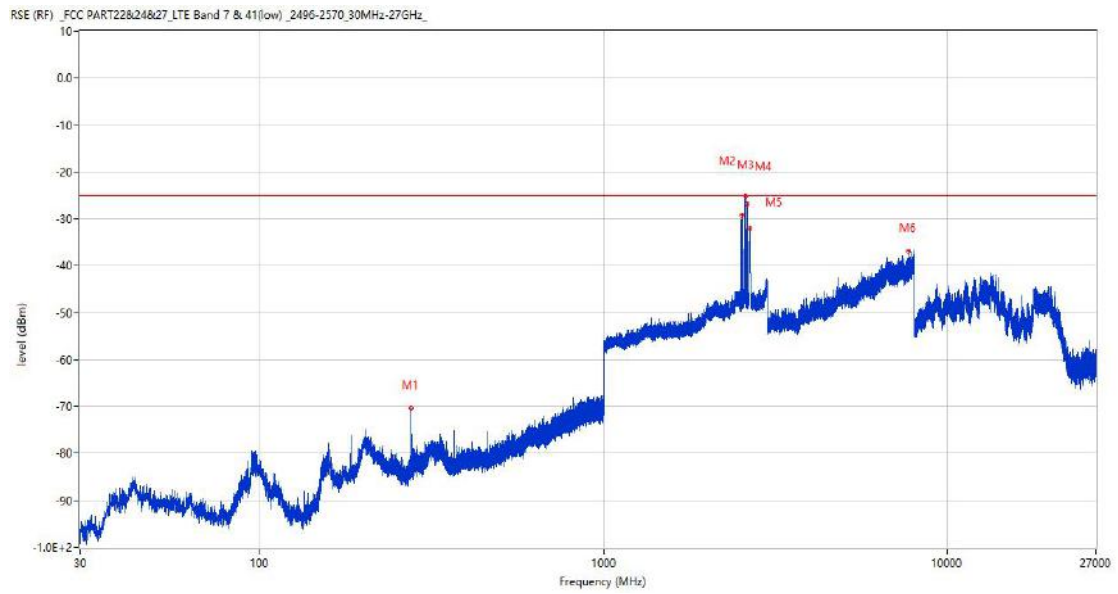


Frequency (MHz)	Result (dBm)	Factor (dB)	PK Limit (dBm)	Over Limit (dB)	Table (o)	ANT	EUT	Verdict
46.248	-70.26	-17.19	-25.0	-45.26	94.00	Vertical	Horizontal	Pass
2502.100	-43.02	8.93	-25.0	-18.02	44.00	Vertical	Horizontal	N/A
2585.100	-40.73	8.49	-25.0	-15.73	50.00	Vertical	Horizontal	N/A
6671.000	-38.38	16.57	-25.0	-13.38	360.00	Vertical	Horizontal	Pass
12740.263	-41.67	14.73	-25.0	-16.67	167.00	Vertical	Horizontal	Pass
17951.437	-42.81	14.05	-25.0	-17.81	221.00	Vertical	Horizontal	Pass



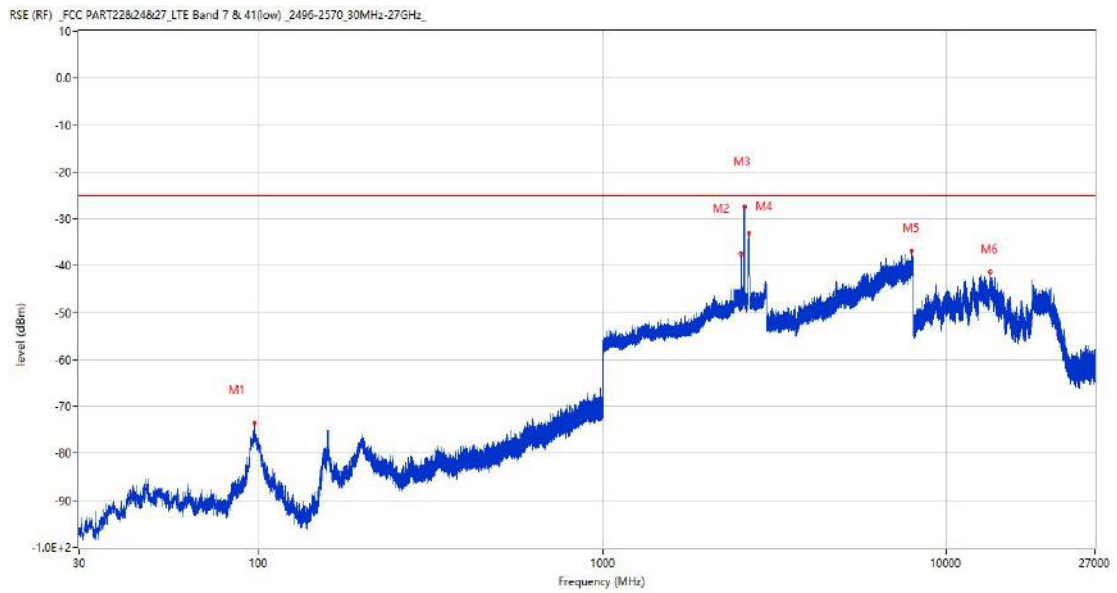
### 14.2 CA\_7C 20MHz+10MHz, QPSK , Middle Channel

RSE-H&H CH21051 20M 1RB LOW CH21195 10M 1RB HIGH



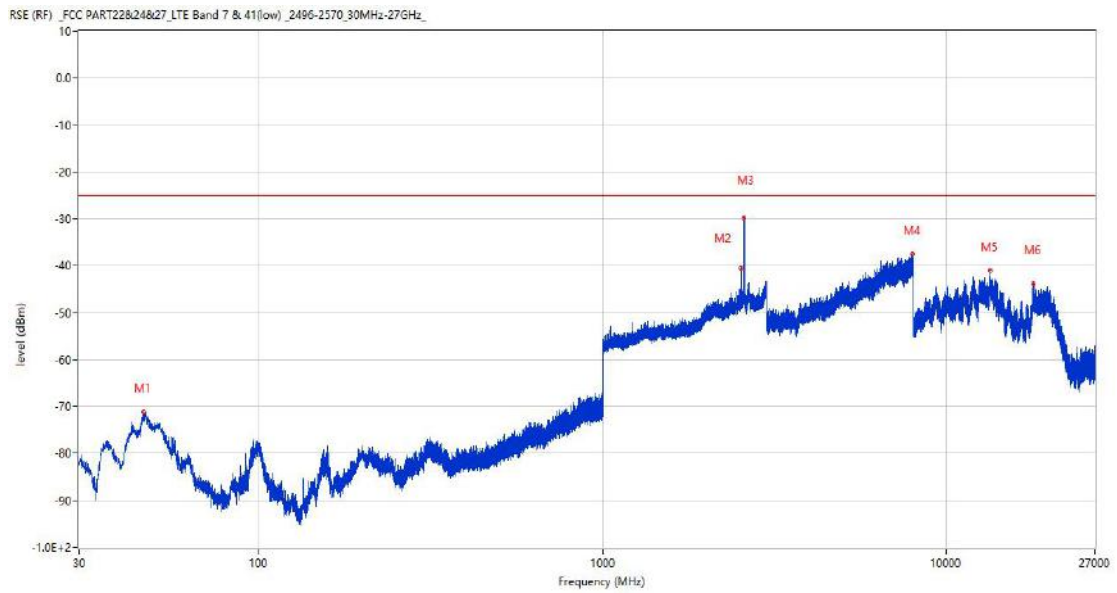
Frequency (MHz)	Result (dBm)	Factor (dB)	PK Limit (dBm)	Over Limit (dB)	Table (o)	ANT	EUT	Verdict
275.846	-70.37	-12.43	-25.0	-45.37	241.00	Horizontal	Horizontal	Pass
2517.700	-29.10	8.88	-25.0	-4.10	172.00	Horizontal	Horizontal	N/A
2577.600	-25.15	8.92	-25.0	-0.15	190.00	Horizontal	Horizontal	N/A
2614.100	-26.79	8.09	-25.0	-1.79	172.00	Horizontal	Horizontal	N/A
2666.400	-31.99	9.33	-25.0	-6.99	215.00	Horizontal	Horizontal	Pass
7696.000	-36.85	17.48	-25.0	-11.85	206.00	Horizontal	Horizontal	Pass

RSE-H&V CH21051 20M 1RB LOW CH21195 10M 1RB HIGH



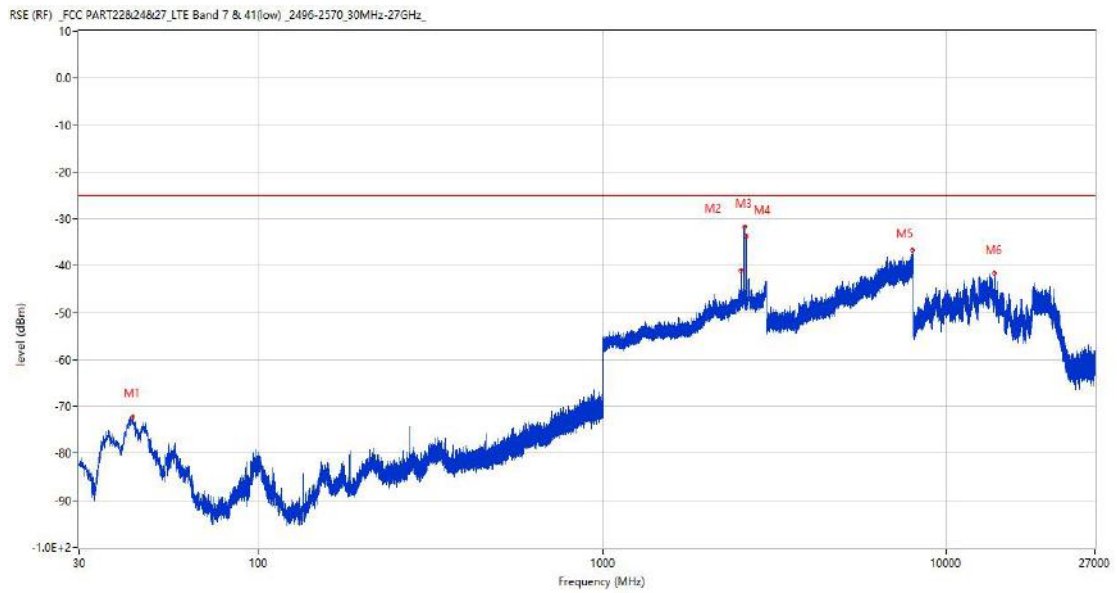
Frequency (MHz)	Result (dBm)	Factor (dB)	PK Limit (dBm)	Over Limit (dB)	Table (o)	ANT	EUT	Verdict
96.833	-73.54	-18.68	-25.0	-48.54	19.00	Horizontal	Vertical	Pass
2522.000	-37.44	8.87	-25.0	-12.44	130.00	Horizontal	Vertical	N/A
2577.600	-29.79	8.92	-25.0	-4.79	166.00	Horizontal	Vertical	N/A
2665.400	-33.16	9.15	-25.0	-8.16	328.00	Horizontal	Vertical	N/A
7936.500	-36.81	18.94	-25.0	-11.81	18.00	Horizontal	Vertical	Pass
13350.600	-41.27	16.55	-25.0	-16.27	311.00	Horizontal	Vertical	Pass

RSE-V&V CH21051 20M 1RB LOW CH21195 10M 1RB HIGH



Frequency (MHz)	Result (dBm)	Factor (dB)	PK Limit (dBm)	Over Limit (dB)	Table (o)	ANT	EUT	Verdict
46.199	-71.12	-17.20	-25.0	-46.12	360.00	Vertical	Vertical	Pass
2522.000	-40.63	8.87	-25.0	-15.63	297.00	Vertical	Vertical	N/A
2577.500	-29.73	8.95	-25.0	-4.73	285.00	Vertical	Vertical	N/A
7967.500	-37.46	18.10	-25.0	-12.46	102.00	Vertical	Vertical	Pass
13394.700	-40.88	16.96	-25.0	-15.88	360.00	Vertical	Vertical	Pass
17908.912	-43.96	13.10	-25.0	-18.96	39.00	Vertical	Vertical	Pass

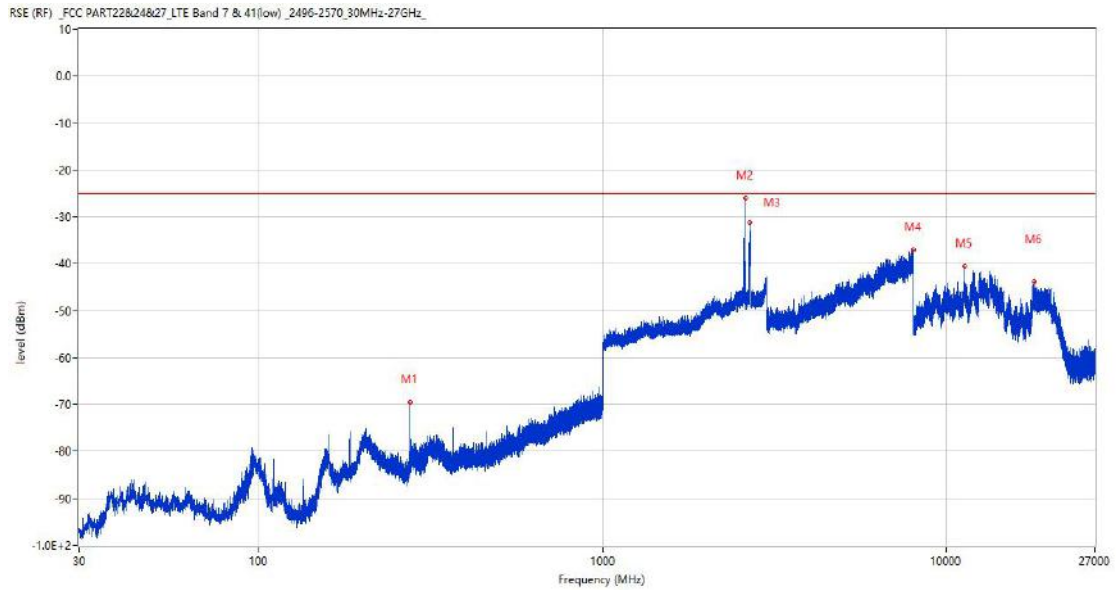
RSE-V&H CH21051 20M 1RB LOW CH21195 10M 1RB HIGH



Frequency (MHz)	Result (dBm)	Factor (dB)	PK Limit (dBm)	Over Limit (dB)	Table (o)	ANT	EUT	Verdict
42.901	-72.34	-16.54	-25.0	-47.34	93.00	Vertical	Horizontal	Pass
2522.100	-40.94	8.87	-25.0	-15.94	51.00	Vertical	Horizontal	N/A
2577.600	-31.62	8.92	-25.0	-6.62	33.00	Vertical	Horizontal	N/A
2613.900	-33.77	8.11	-25.0	-8.77	0.00	Vertical	Horizontal	N/A
7951.750	-36.68	18.50	-25.0	-11.68	313.00	Vertical	Horizontal	Pass
13807.875	-41.60	16.83	-25.0	-16.60	360.00	Vertical	Horizontal	Pass

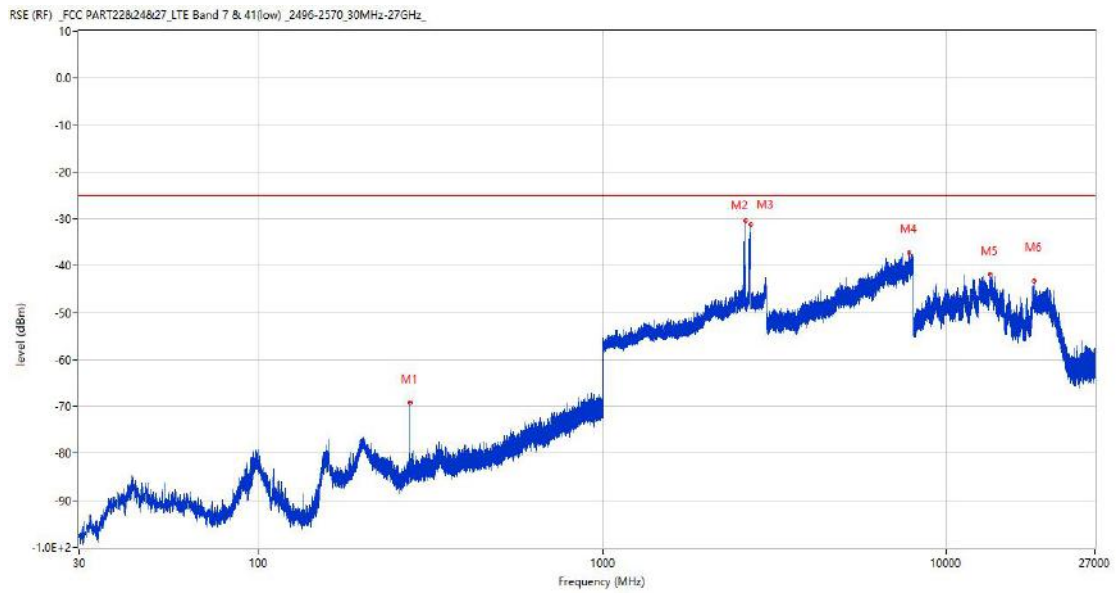
### 14.3 CA\_7C 20MHz+10MHz, QPSK, High Channel

RSE-H&H CH21251 20M 1RB LOW CH21395 10M 1RB HIGH



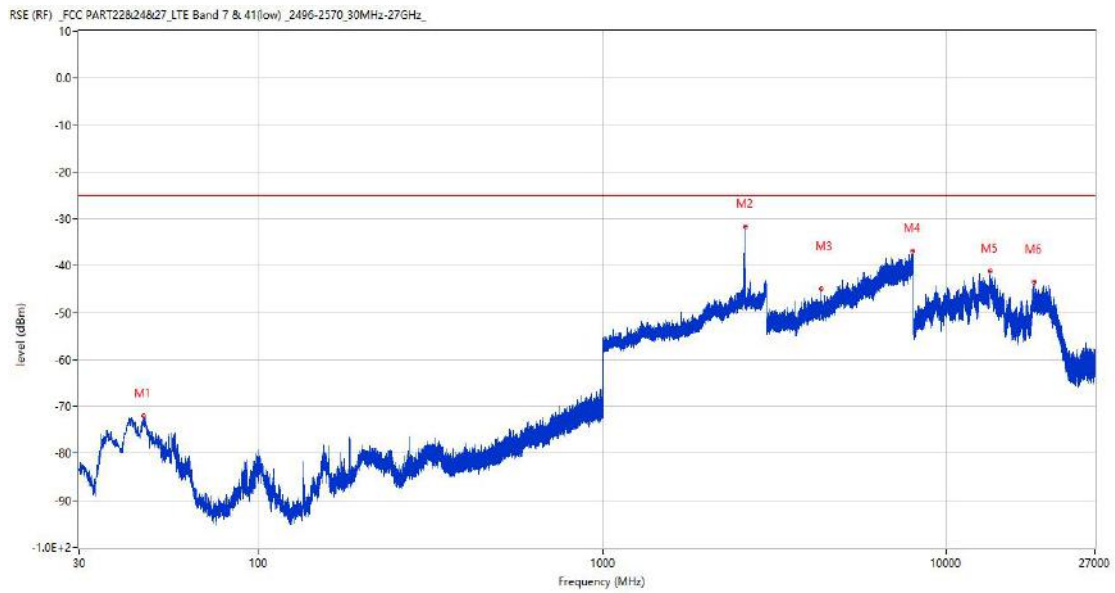
Frequency (MHz)	Result (dBm)	Factor (dB)	PK Limit (dBm)	Over Limit (dB)	Table (o)	ANT	EUT	Verdict
275.846	-69.62	-12.43	-25.0	-44.62	243.00	Horizontal	Horizontal	Pass
2597.500	-26.13	8.13	-25.0	-1.13	203.00	Horizontal	Horizontal	N/A
2682.100	-31.15	8.84	-25.0	-6.15	215.00	Horizontal	Horizontal	N/A
7994.500	-37.11	18.72	-25.0	-12.11	0.00	Horizontal	Horizontal	Pass
11301.012	-40.45	13.48	-25.0	-15.45	1.00	Horizontal	Horizontal	Pass
17931.749	-43.84	13.65	-25.0	-18.84	171.00	Horizontal	Horizontal	Pass

RSE-H&V CH21251 20M 1RB LOW CH21395 10M 1RB HIGH



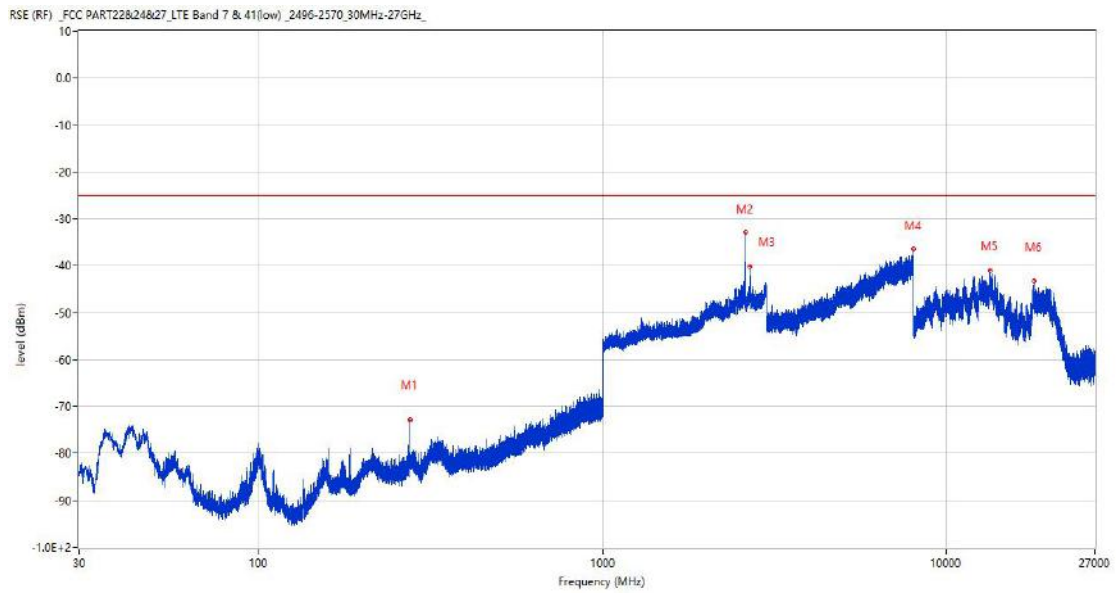
Frequency (MHz)	Result (dBm)	Factor (dB)	PK Limit (dBm)	Over Limit (dB)	Table (o)	ANT	EUT	Verdict
275.750	-69.12	-12.43	-25.0	-44.12	242.00	Horizontal	Vertical	Pass
2597.600	-30.36	8.12	-25.0	-5.36	213.00	Horizontal	Vertical	N/A
2686.600	-31.17	8.75	-25.0	-6.17	260.00	Horizontal	Vertical	N/A
7779.500	-37.31	18.14	-25.0	-12.31	333.00	Horizontal	Vertical	Pass
13355.850	-41.88	16.59	-25.0	-16.88	330.00	Horizontal	Vertical	Pass
17943.300	-43.27	13.93	-25.0	-18.27	106.00	Horizontal	Vertical	Pass

RSE-V&V CH21251 20M 1RB LOW CH21395 10M 1RB HIGH



Frequency (MHz)	Result (dBm)	Factor (dB)	PK Limit (dBm)	Over Limit (dB)	Table (o)	ANT	EUT	Verdict
46.151	-72.07	-17.21	-25.0	-47.07	363.00	Vertical	Vertical	Pass
2597.500	-31.61	8.13	-25.0	-6.61	242.00	Vertical	Vertical	N/A
4305.250	-44.96	10.77	-25.0	-19.96	302.00	Vertical	Vertical	Pass
7968.250	-36.77	18.08	-25.0	-11.77	260.00	Vertical	Vertical	Pass
13398.112	-41.22	16.99	-25.0	-16.22	242.00	Vertical	Vertical	Pass
17926.500	-43.38	13.53	-25.0	-18.38	263.00	Vertical	Vertical	Pass

RSE-V&H CH21251 20M 1RB LOW CH21395 10M 1RB HIGH

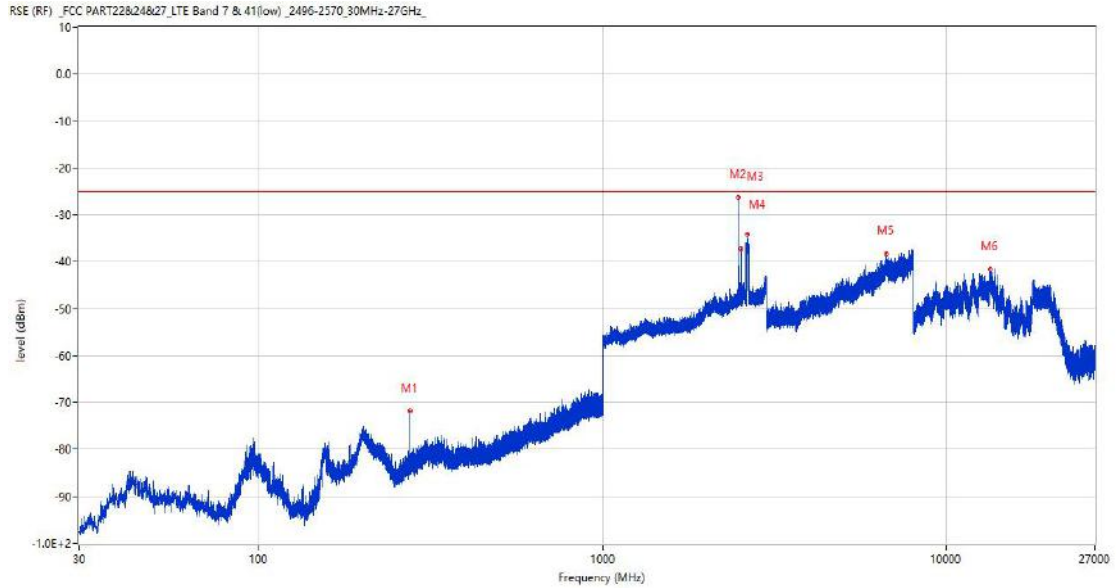


Frequency (MHz)	Result (dBm)	Factor (dB)	PK Limit (dBm)	Over Limit (dB)	Table (o)	ANT	EUT	Verdict
275.750	-72.93	-12.43	-25.0	-47.93	128.00	Vertical	Horizontal	Pass
2597.500	-32.98	8.13	-25.0	-7.98	14.00	Vertical	Horizontal	N/A
2682.600	-40.12	8.87	-25.0	-15.12	164.00	Vertical	Horizontal	N/A
7999.500	-36.39	19.00	-25.0	-11.39	360.00	Vertical	Horizontal	Pass
13405.200	-40.99	16.90	-25.0	-15.99	67.00	Vertical	Horizontal	Pass
17961.413	-43.29	13.81	-25.0	-18.29	67.00	Vertical	Horizontal	Pass



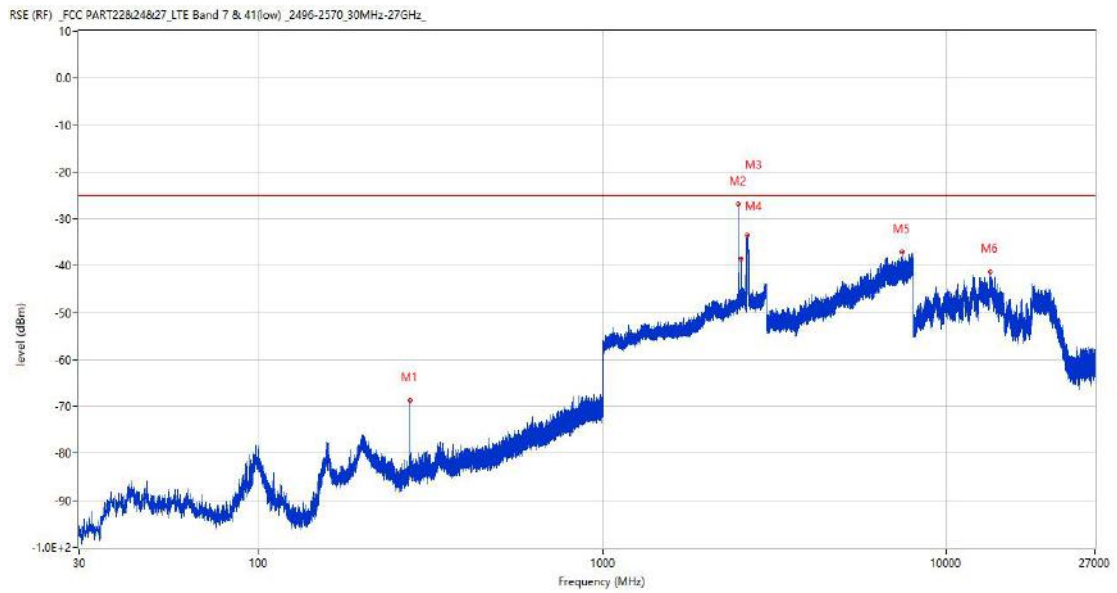
### 14.4 CA\_7C 20MHz+20MHz, QPSK, Low Channel

RSE-H&H CH20850 20M 1RB LOW CH21048 20M 1RB HIGH



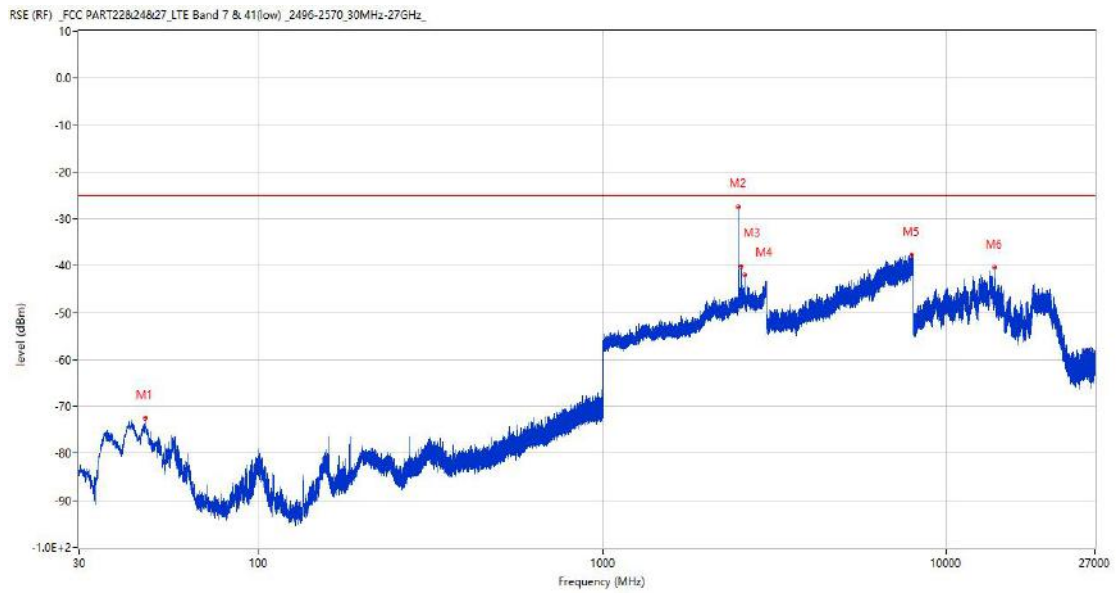
Frequency (MHz)	Result (dBm)	Factor (dB)	PK Limit (dBm)	Over Limit (dB)	Table (o)	ANT	EUT	Verdict
275.653	-71.77	-12.42	-25.0	-46.77	246.00	Horizontal	Horizontal	Pass
2482.200	-26.18	7.72	-25.0	-1.18	194.00	Horizontal	Horizontal	N/A
2521.800	-37.16	8.87	-25.0	-12.16	189.00	Horizontal	Horizontal	N/A
2626.600	-34.03	7.81	-25.0	-9.03	224.00	Horizontal	Horizontal	N/A
6676.500	-38.25	16.78	-25.0	-13.25	360.00	Horizontal	Horizontal	Pass
13392.075	-41.55	16.94	-25.0	-16.55	112.00	Horizontal	Horizontal	Pass

RSE-H&V CH20850 20M 1RB LOW CH21048 20M 1RB HIGH



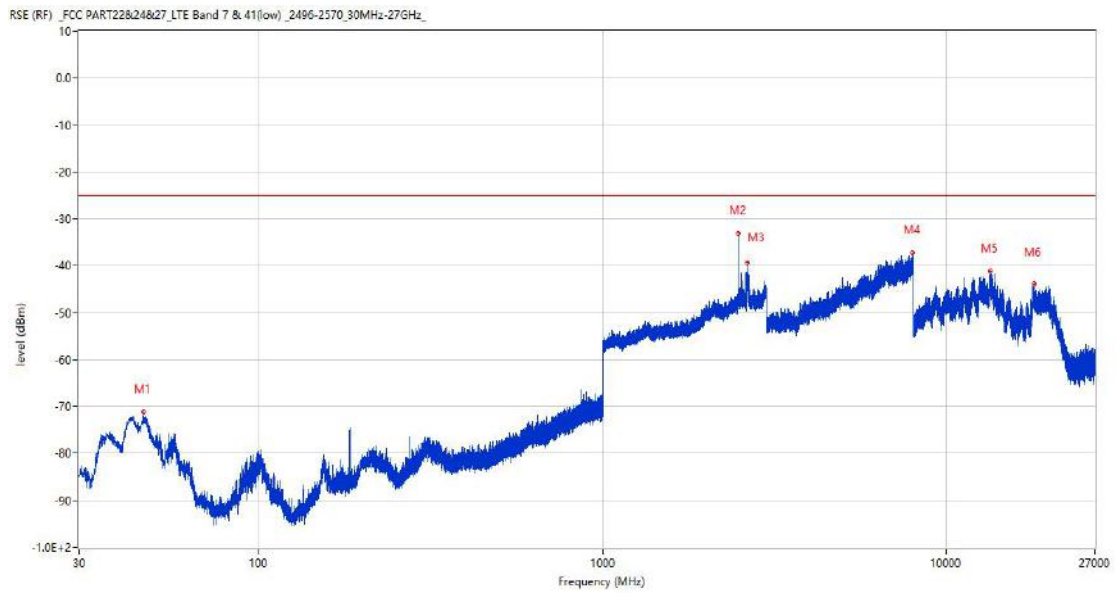
Frequency (MHz)	Result (dBm)	Factor (dB)	PK Limit (dBm)	Over Limit (dB)	Table (o)	ANT	EUT	Verdict
275.653	-68.74	-12.42	-25.0	-43.74	241.00	Horizontal	Vertical	Pass
2482.200	-26.84	7.72	-25.0	-1.84	135.00	Horizontal	Vertical	N/A
2521.600	-38.40	8.87	-25.0	-13.40	219.00	Horizontal	Vertical	N/A
2632.200	-33.49	8.15	-25.0	-8.49	219.00	Horizontal	Vertical	N/A
7406.500	-37.11	17.99	-25.0	-12.11	264.00	Horizontal	Vertical	Pass
13399.687	-41.36	17.01	-25.0	-16.36	282.00	Horizontal	Vertical	Pass

RSE-V&V CH20850 20M 1RB LOW CH21048 20M 1RB HIGH



Frequency (MHz)	Result (dBm)	Factor (dB)	PK Limit (dBm)	Over Limit (dB)	Table (o)	ANT	EUT	Verdict
46.587	-72.54	-17.10	-25.0	-47.54	360.00	Vertical	Vertical	Pass
2482.000	-27.55	7.70	-25.0	-2.55	160.00	Vertical	Vertical	N/A
2521.800	-40.17	8.87	-25.0	-15.17	256.00	Vertical	Vertical	N/A
2581.300	-41.90	8.61	-25.0	-16.90	256.00	Vertical	Vertical	N/A
7928.250	-37.68	18.55	-25.0	-12.68	269.00	Vertical	Vertical	Pass
13817.588	-40.40	16.60	-25.0	-15.40	360.00	Vertical	Vertical	Pass

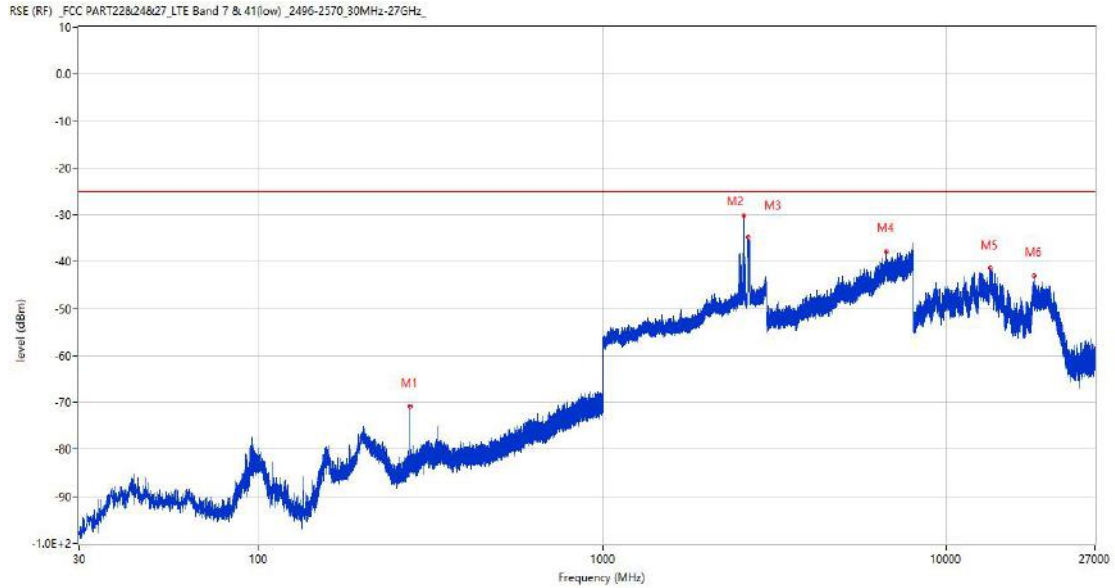
RSE-V&H CH20850 20M 1RB LOW CH21048 20M 1RB HIGH



Frequency (MHz)	Result (dBm)	Factor (dB)	PK Limit (dBm)	Over Limit (dB)	Table (o)	ANT	EUT	Verdict
46.053	-71.22	-17.24	-25.0	-46.22	306.00	Vertical	Horizontal	Pass
2482.200	-33.03	7.72	-25.0	-8.03	30.00	Vertical	Horizontal	N/A
2636.400	-39.38	8.76	-25.0	-14.38	194.00	Vertical	Horizontal	N/A
7982.500	-37.20	18.17	-25.0	-12.20	38.00	Vertical	Horizontal	Pass
13381.313	-41.08	16.83	-25.0	-16.08	360.00	Vertical	Horizontal	Pass
17966.662	-43.76	13.68	-25.0	-18.76	261.00	Vertical	Horizontal	Pass

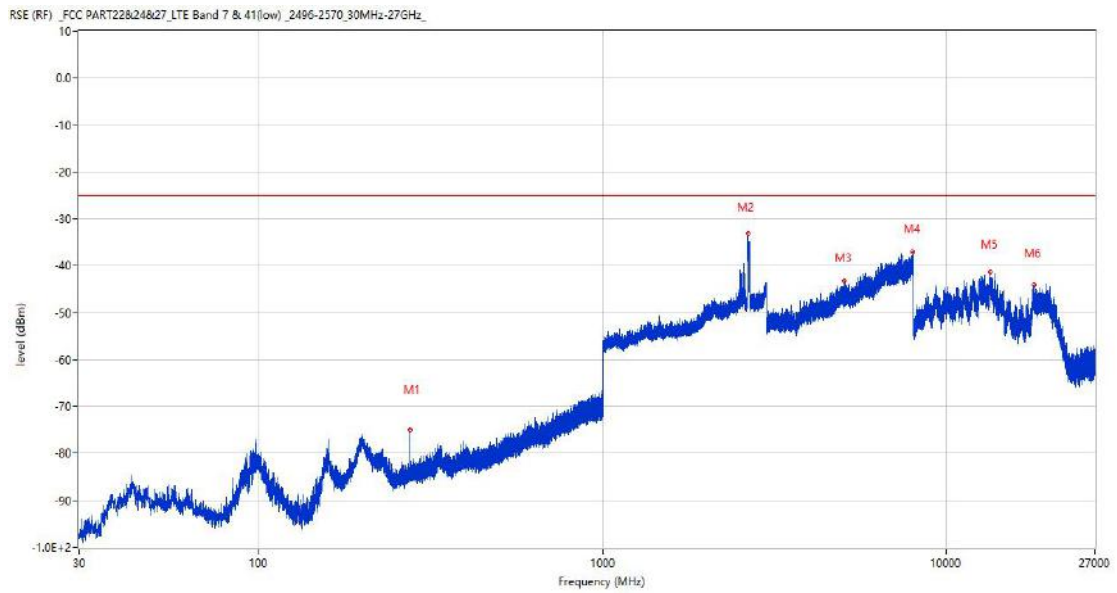
### 14.5 CA\_7C 20MHz+20MHz, QPSK, Middle Channel

RSE-H&H CH21001 20M 1RB LOW CH21199 20M 1RB HIGH



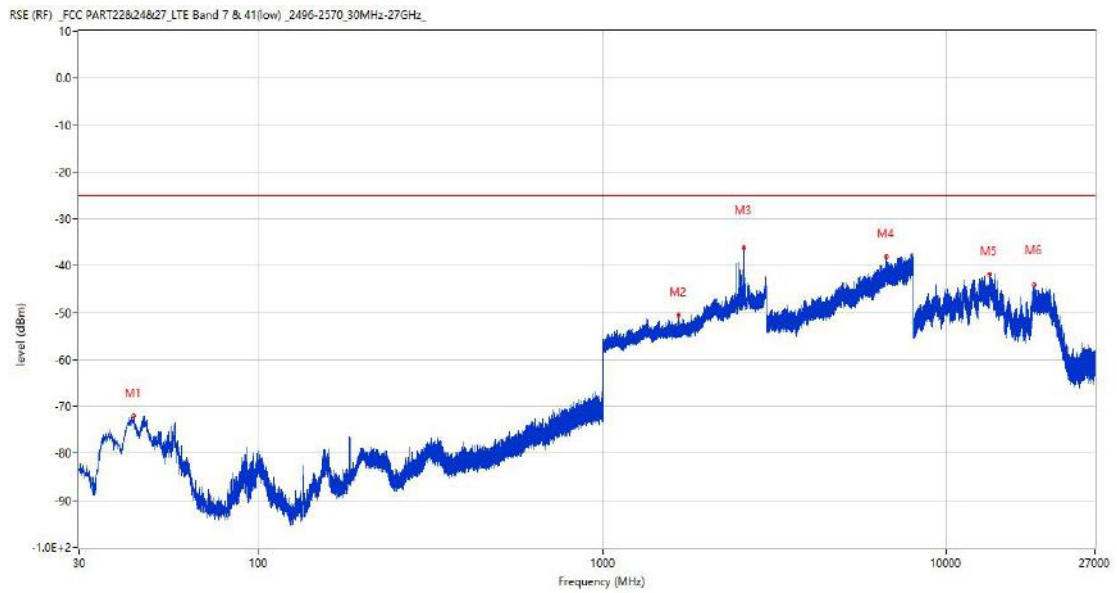
Frequency (MHz)	Result (dBm)	Factor (dB)	PK Limit (dBm)	Over Limit (dB)	Table (o)	ANT	EUT	Verdict
275.653	-70.85	-12.42	-25.0	-45.85	245.00	Horizontal	Horizontal	Pass
2576.400	-30.09	9.00	-25.0	-5.09	194.00	Horizontal	Horizontal	N/A
2639.200	-34.78	8.87	-25.0	-9.78	218.00	Horizontal	Horizontal	N/A
6686.750	-37.89	17.06	-25.0	-12.89	184.00	Horizontal	Horizontal	Pass
13389.450	-41.43	16.91	-25.0	-16.43	329.00	Horizontal	Horizontal	Pass
17971.124	-43.11	13.57	-25.0	-18.11	360.00	Horizontal	Horizontal	Pass

RSE-H&V CH21001 20M 1RB LOW CH21199 20M 1RB HIGH



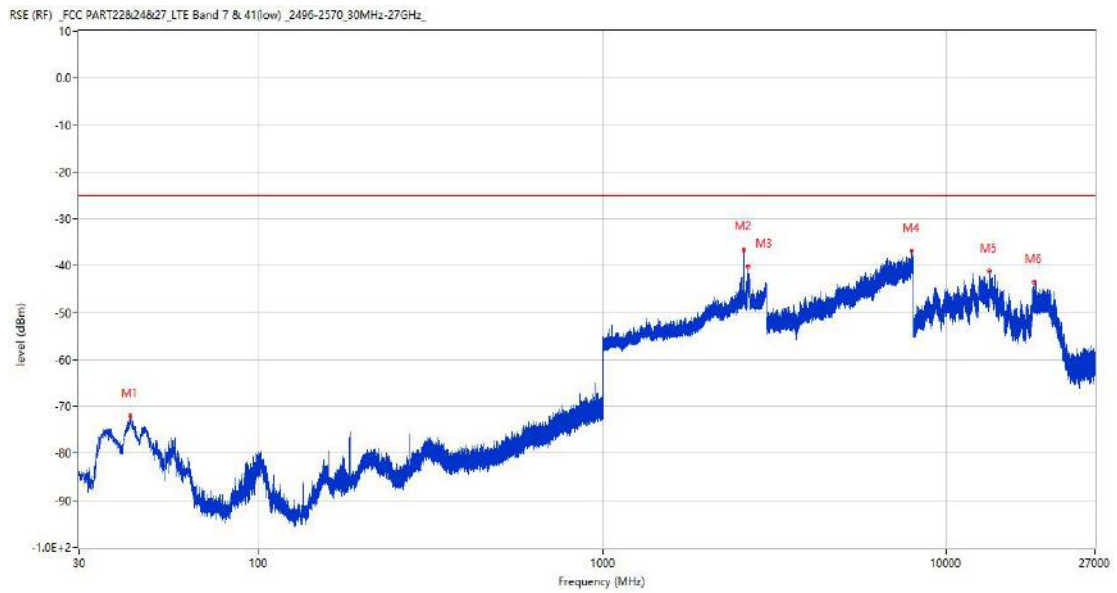
Frequency (MHz)	Result (dBm)	Factor (dB)	PK Limit (dBm)	Over Limit (dB)	Table (o)	ANT	EUT	Verdict
275.653	-74.88	-12.42	-25.0	-49.88	247.00	Horizontal	Vertical	Pass
2643.300	-33.18	8.51	-25.0	-8.18	224.00	Horizontal	Vertical	N/A
5033.250	-43.33	12.04	-25.0	-18.33	154.00	Horizontal	Vertical	Pass
7975.750	-36.98	18.11	-25.0	-11.98	176.00	Horizontal	Vertical	Pass
13373.175	-41.45	16.76	-25.0	-16.45	360.00	Horizontal	Vertical	Pass
17979.261	-44.16	13.36	-25.0	-19.16	151.00	Horizontal	Vertical	Pass

RSE-V&V CH21001 20M 1RB LOW CH21199 20M 1RB HIGH



Frequency (MHz)	Result (dBm)	Factor (dB)	PK Limit (dBm)	Over Limit (dB)	Table (o)	ANT	EUT	Verdict
43.289	-72.13	-16.75	-25.0	-47.13	342.00	Vertical	Vertical	Pass
1665.700	-50.45	0.75	-25.0	-25.45	190.00	Vertical	Vertical	Pass
2576.300	-36.14	8.99	-25.0	-11.14	124.00	Vertical	Vertical	N/A
6691.750	-38.05	17.01	-25.0	-13.05	337.00	Vertical	Vertical	Pass
13334.062	-41.73	15.91	-25.0	-16.73	17.00	Vertical	Vertical	Pass
17957.738	-44.16	13.90	-25.0	-19.16	217.00	Vertical	Vertical	Pass

RSE-V&H CH21001 20M 1RB LOW CH21199 20M 1RB HIGH

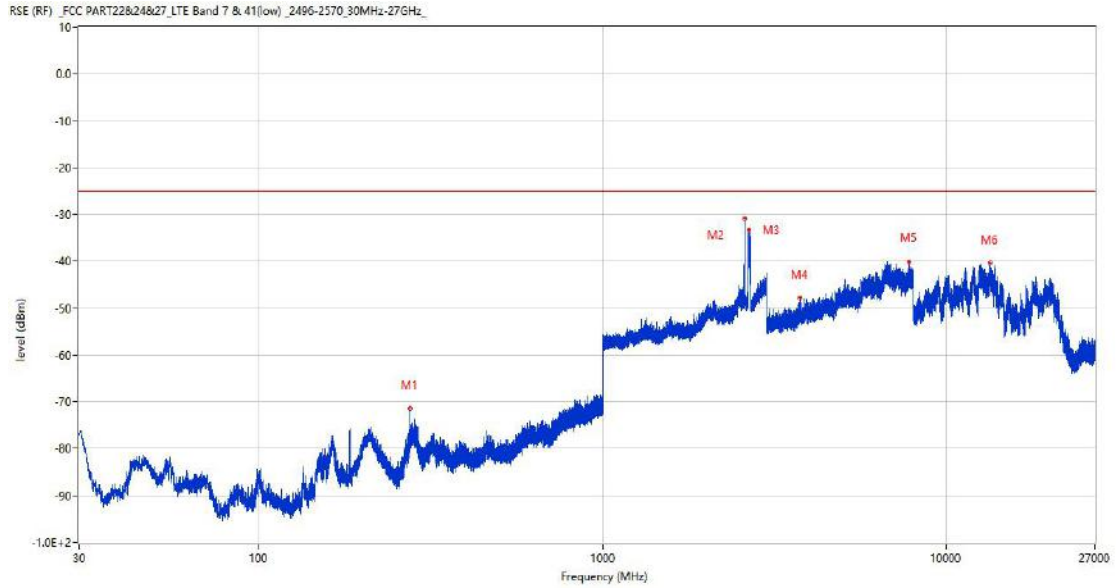


Frequency (MHz)	Result (dBm)	Factor (dB)	PK Limit (dBm)	Over Limit (dB)	Table (o)	ANT	EUT	Verdict
42.173	-72.11	-17.07	-25.0	-47.11	13.00	Vertical	Horizontal	Pass
2576.400	-36.52	9.00	-25.0	-11.52	31.00	Vertical	Horizontal	N/A
2641.300	-40.15	8.73	-25.0	-15.15	194.00	Vertical	Horizontal	N/A
7934.750	-36.88	18.85	-25.0	-11.88	177.00	Vertical	Horizontal	Pass
13341.412	-41.16	16.20	-25.0	-16.16	155.00	Vertical	Horizontal	Pass
17951.437	-43.52	14.05	-25.0	-18.52	291.00	Vertical	Horizontal	Pass



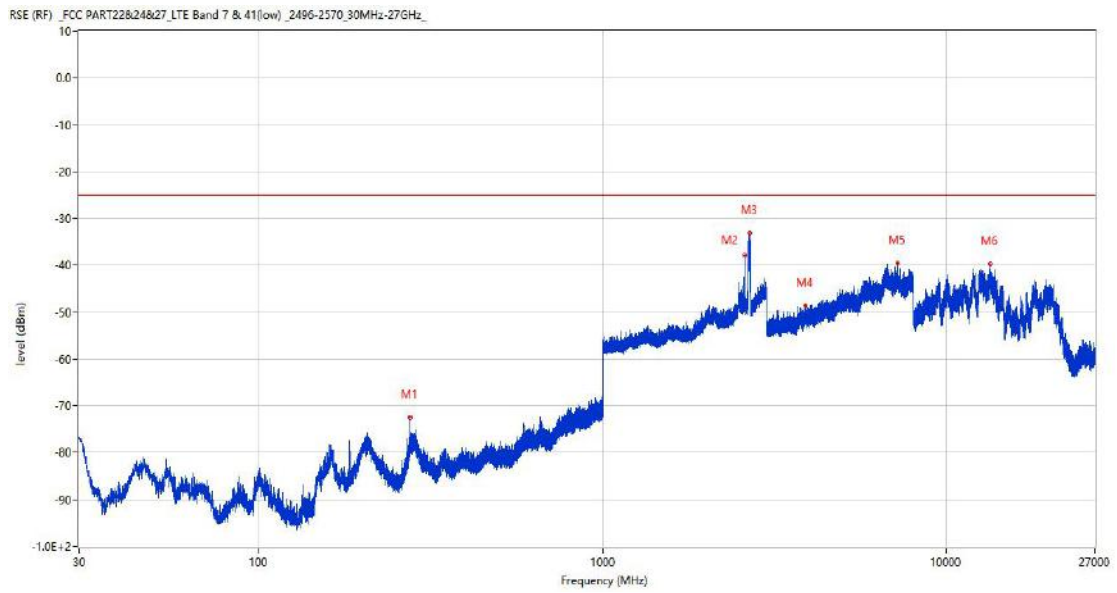
### 14.6 CA\_7C 20MHz+20MHz, QPSK, High Channel

RSE-H&H CH21152 20M 1RB LOW CH21350 20M 1RB HIGH



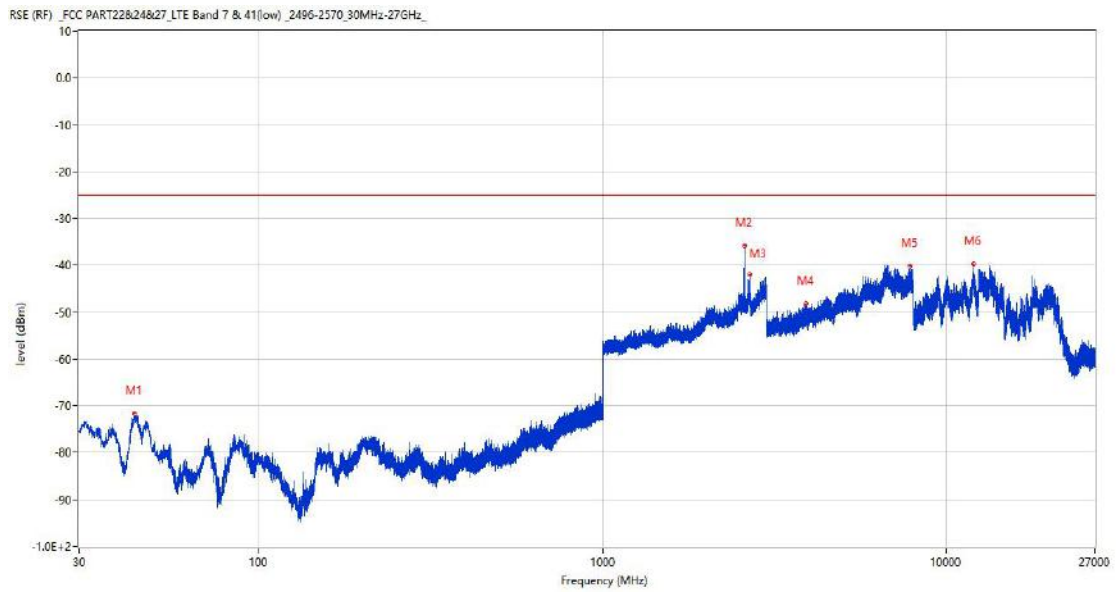
Frequency (MHz)	Result (dBm)	Factor (dB)	PK Limit (dBm)	Over Limit (dB)	Table (o)	ANT	EUT	Verdict
275.604	-71.46	-13.96	-25.0	-46.46	300.00	Horizontal	Horizontal	Pass
2578.900	-30.87	8.57	-25.0	-5.87	122.00	Horizontal	Horizontal	N/A
2665.500	-33.30	7.91	-25.0	-8.30	190.00	Horizontal	Horizontal	N/A
3753.250	-47.83	8.08	-25.0	-22.83	10.00	Horizontal	Horizontal	Pass
7794.500	-40.14	15.69	-25.0	-15.14	88.00	Horizontal	Horizontal	Pass
13354.013	-40.29	16.58	-25.0	-15.29	43.00	Horizontal	Horizontal	Pass

RSE-H&V CH21152 20M 1RB LOW CH21350 20M 1RB HIGH



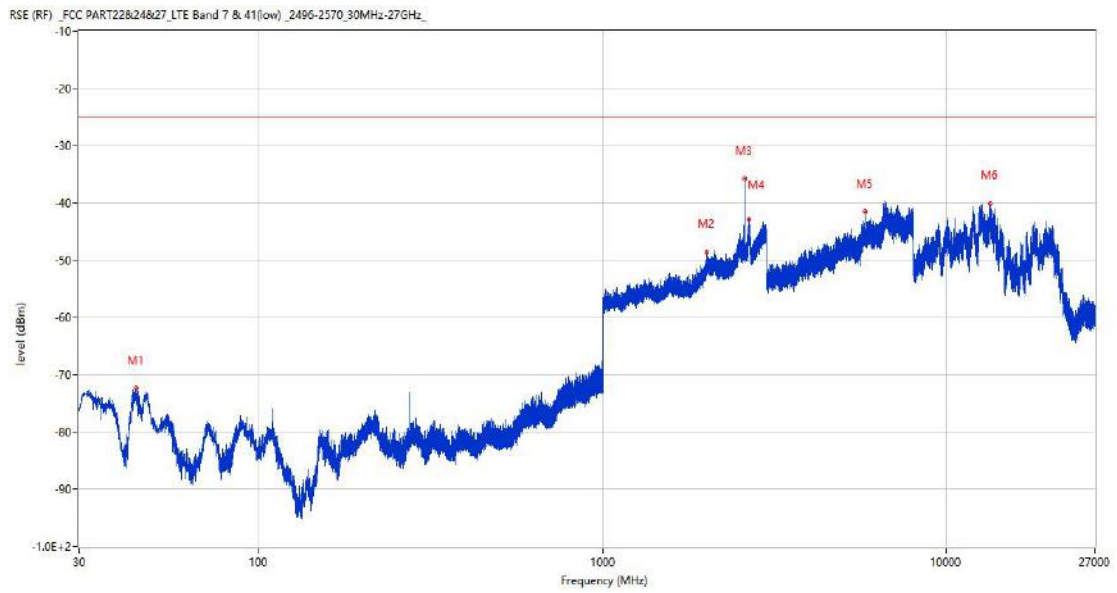
Frequency (MHz)	Result (dBm)	Factor (dB)	PK Limit (dBm)	Over Limit (dB)	Table (o)	ANT	EUT	Verdict
275.701	-72.42	-13.94	-25.0	-47.42	308.00	Horizontal	Vertical	Pass
2584.900	-37.89	8.04	-25.0	-12.89	170.00	Horizontal	Vertical	N/A
2683.100	-33.17	7.91	-25.0	-8.17	200.00	Horizontal	Vertical	N/A
3893.250	-48.62	9.15	-25.0	-23.62	211.00	Horizontal	Vertical	Pass
7199.750	-39.43	14.74	-25.0	-14.43	70.00	Horizontal	Vertical	Pass
13399.162	-39.65	17.00	-25.0	-14.65	147.00	Horizontal	Vertical	Pass

RSE-V&V CH21152 20M 1RB LOW CH21350 20M 1RB HIGH



Frequency (MHz)	Result (dBm)	Factor (dB)	PK Limit (dBm)	Over Limit (dB)	Table (o)	ANT	EUT	Verdict
43.434	-71.60	-17.91	-25.0	-46.60	282.00	Vertical	Vertical	Pass
2579.800	-35.88	8.59	-25.0	-10.88	360.00	Vertical	Vertical	N/A
2677.800	-42.08	8.02	-25.0	-17.08	11.00	Vertical	Vertical	N/A
3900.500	-48.31	9.23	-25.0	-23.31	192.00	Vertical	Vertical	Pass
7813.000	-40.09	16.27	-25.0	-15.09	102.00	Vertical	Vertical	Pass
11961.026	-39.78	13.97	-25.0	-14.78	206.00	Vertical	Vertical	Pass

RSE-V&H CH21152 20M 1RB LOW CH21350 20M 1RB HIGH

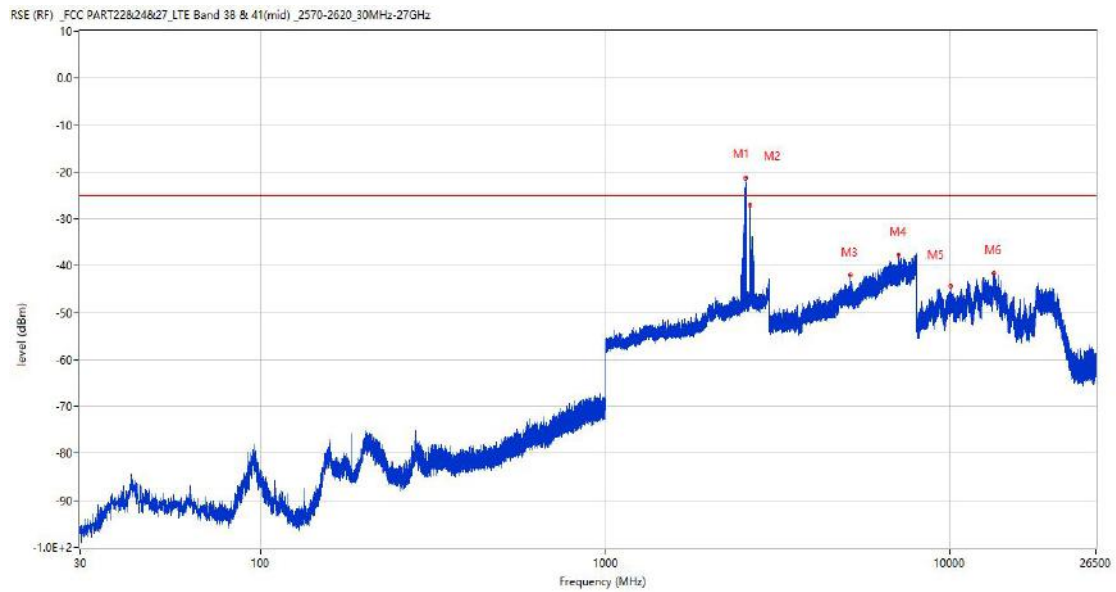


Frequency (MHz)	Result (dBm)	Factor (dB)	PK Limit (dBm)	Over Limit (dB)	Table (o)	ANT	EUT	Verdict
43.968	-72.38	-17.47	-25.0	-47.38	287.00	Vertical	Horizontal	Pass
2002.300	-48.72	3.79	-25.0	-23.72	360.00	Vertical	Horizontal	Pass
2580.700	-35.77	8.59	-25.0	-10.77	360.00	Vertical	Horizontal	N/A
2667.100	-42.88	7.89	-25.0	-17.88	19.00	Vertical	Horizontal	N/A
5809.500	-41.47	11.97	-25.0	-16.47	98.00	Vertical	Horizontal	Pass
13357.688	-40.25	16.61	-25.0	-15.25	249.00	Vertical	Horizontal	Pass

15 CA\_38C

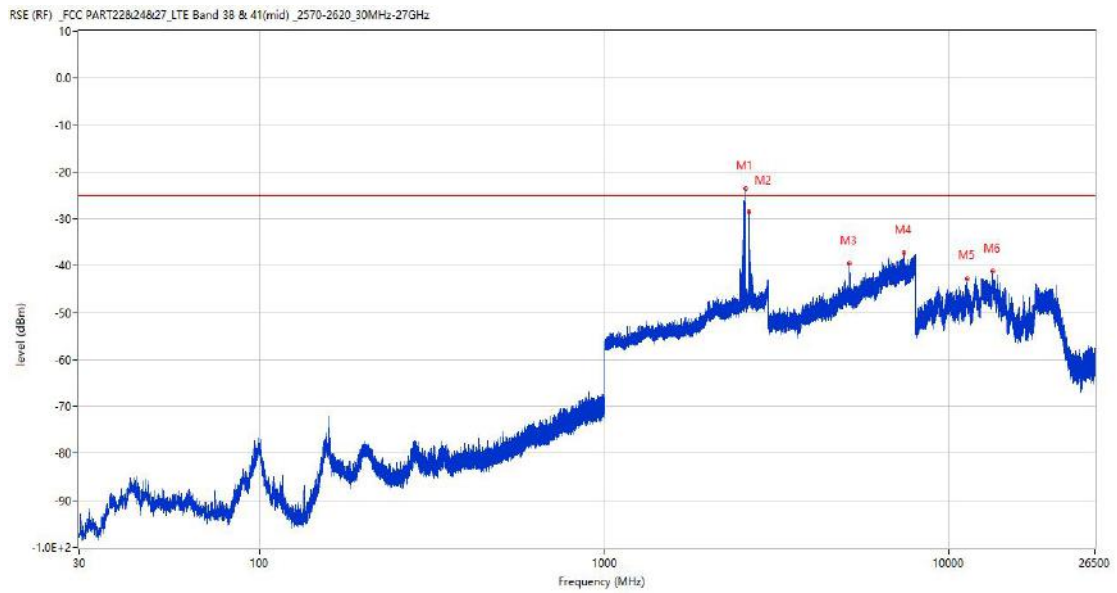
15.1 CA\_38C 15MHz+15MHz, QPSK, Low Channel

RSE-H&H CH37825 15M 1RB LOW CH37975 15M 1RB HIGH



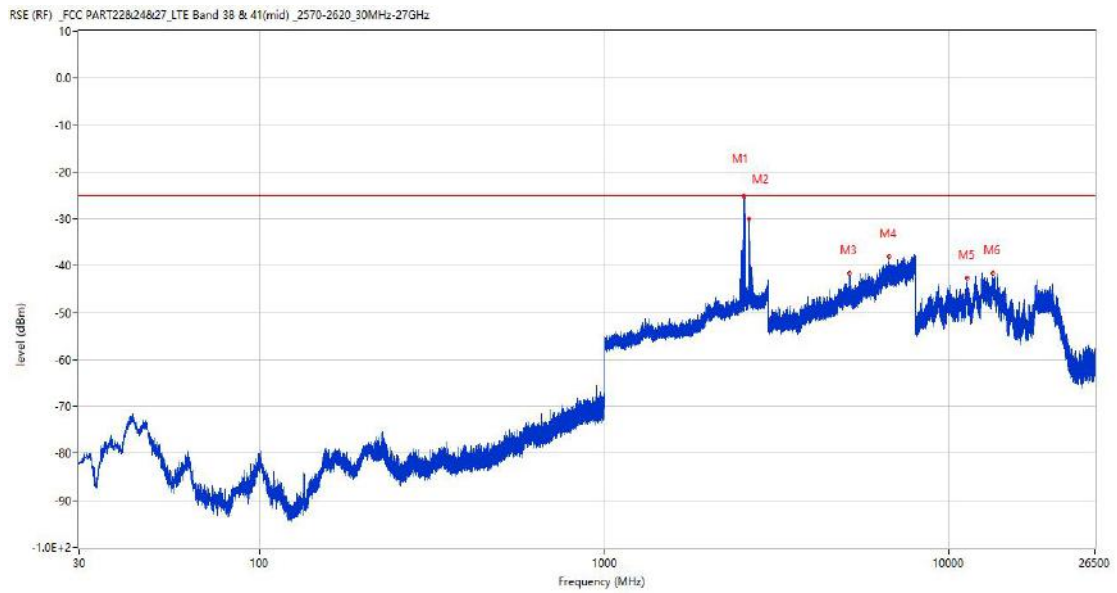
Frequency (MHz)	Result (dBm)	Factor (dB)	PK Limit (dBm)	Over Limit (dB)	Table (o)	ANT	EUT	Verdict
2561.100	-21.18	8.26	-25.0	3.82	118.00	Horizontal	Horizontal	N/A
2628.400	-27.01	9.00	-25.0	-2.01	179.00	Horizontal	Horizontal	N/A
5142.250	-41.91	12.16	-25.0	-16.91	154.00	Horizontal	Horizontal	Pass
7094.500	-37.68	16.57	-25.0	-12.68	0.00	Horizontal	Horizontal	Pass
10049.863	-44.25	13.27	-25.0	-19.25	360.00	Horizontal	Horizontal	Pass
13388.662	-41.65	16.90	-25.0	-16.65	106.00	Horizontal	Horizontal	Pass

RSE-H&V CH37825 15M 1RB LOW CH37975 15M 1RB HIGH



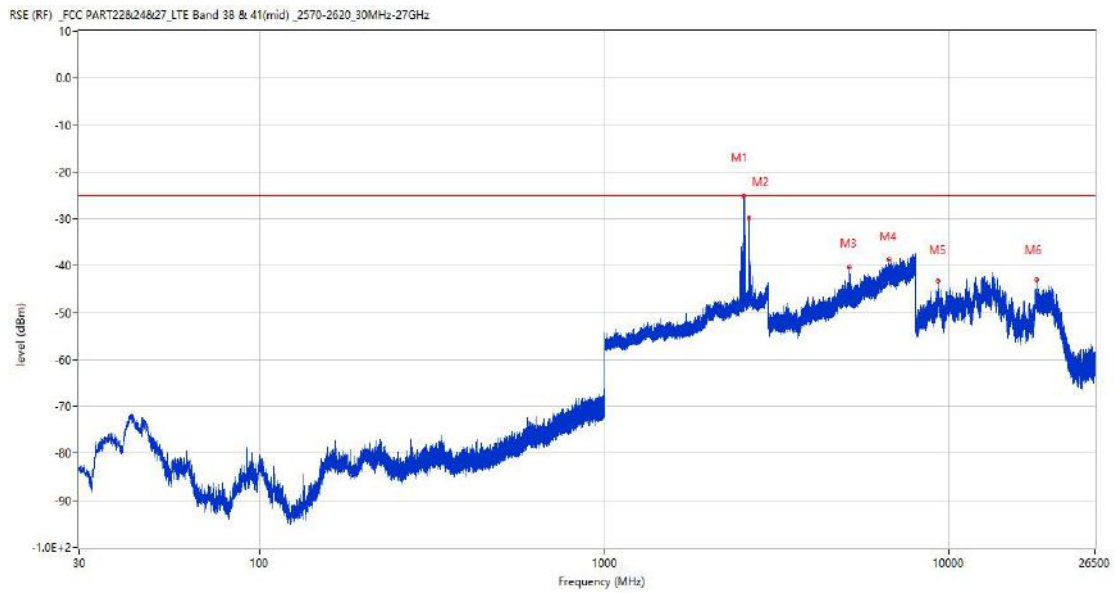
Frequency (MHz)	Result (dBm)	Factor (dB)	PK Limit (dBm)	Over Limit (dB)	Table (o)	ANT	EUT	Verdict
2563.000	-23.64	8.29	-25.0	1.36	357.00	Horizontal	Vertical	N/A
2628.300	-28.59	9.00	-25.0	-3.59	130.00	Horizontal	Vertical	N/A
5141.750	-39.44	12.16	-25.0	-14.44	283.00	Horizontal	Vertical	Pass
7395.500	-37.24	17.71	-25.0	-12.24	272.00	Horizontal	Vertical	Pass
11278.213	-42.74	13.11	-25.0	-17.74	342.00	Horizontal	Vertical	Pass
13376.062	-41.09	16.78	-25.0	-16.09	360.00	Horizontal	Vertical	Pass

RSE-V&V CH37825 15M 1RB LOW CH37975 15M 1RB HIGH



Frequency (MHz)	Result (dBm)	Factor (dB)	PK Limit (dBm)	Over Limit (dB)	Table (o)	ANT	EUT	Verdict
2543.400	-25.15	6.87	-25.0	-0.15	51.00	Vertical	Vertical	N/A
2628.400	-30.06	9.00	-25.0	-5.06	82.00	Vertical	Vertical	N/A
5142.250	-41.52	12.16	-25.0	-16.52	28.00	Vertical	Vertical	Pass
6687.250	-38.04	17.06	-25.0	-13.04	155.00	Vertical	Vertical	Pass
11280.588	-42.68	13.16	-25.0	-17.68	172.00	Vertical	Vertical	Pass
13384.463	-41.63	16.86	-25.0	-16.63	360.00	Vertical	Vertical	Pass

RSE-V&H CH37825 15M 1RB LOW CH37975 15M 1RB HIGH

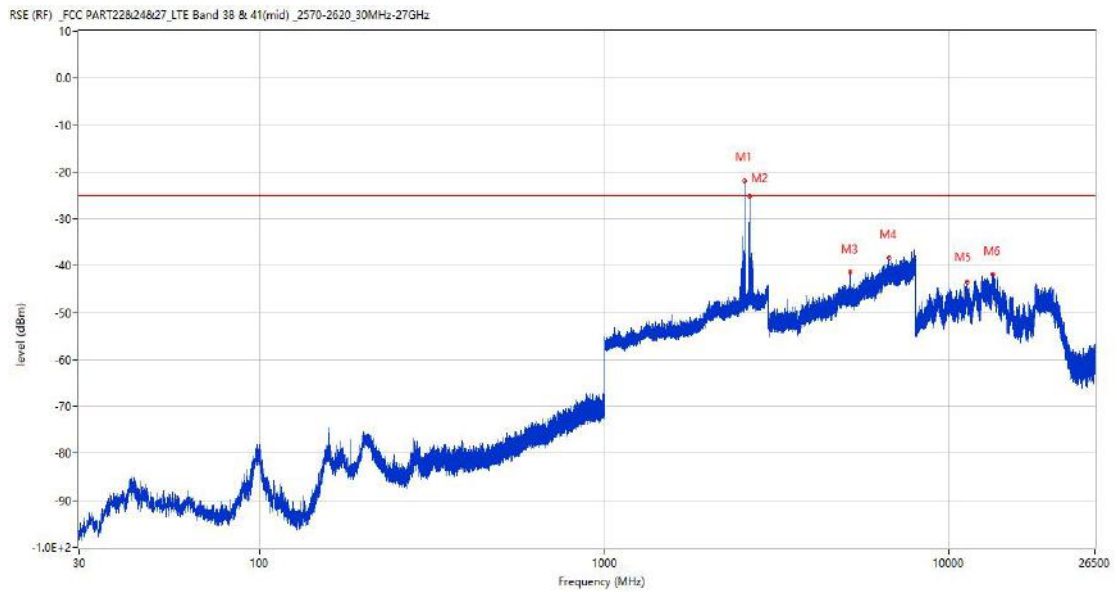


Frequency (MHz)	Result (dBm)	Factor (dB)	PK Limit (dBm)	Over Limit (dB)	Table (o)	ANT	EUT	Verdict
2543.500	-25.22	6.85	-25.0	-0.22	58.00	Vertical	Horizontal	N/A
2628.300	-29.84	9.00	-25.0	-4.84	58.00	Vertical	Horizontal	N/A
5142.500	-40.24	12.15	-25.0	-15.24	290.00	Vertical	Horizontal	Pass
6680.500	-38.73	16.93	-25.0	-13.73	18.00	Vertical	Horizontal	Pass
9327.150	-43.34	13.04	-25.0	-18.34	345.00	Vertical	Horizontal	Pass
17970.864	-42.98	13.57	-25.0	-17.98	360.00	Vertical	Horizontal	Pass



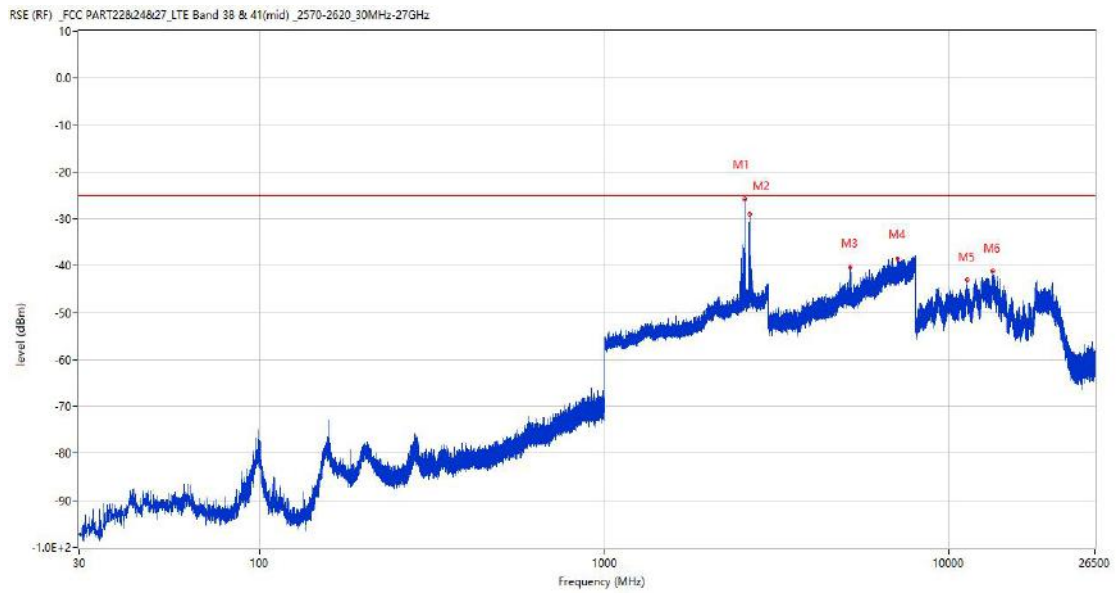
### 15.2 CA\_38C 15MHz+15MHz, QPSK, Middle Channel

RSE-H&H CH37925 15M 1RB LOW CH38075 15M 1RB HIGH



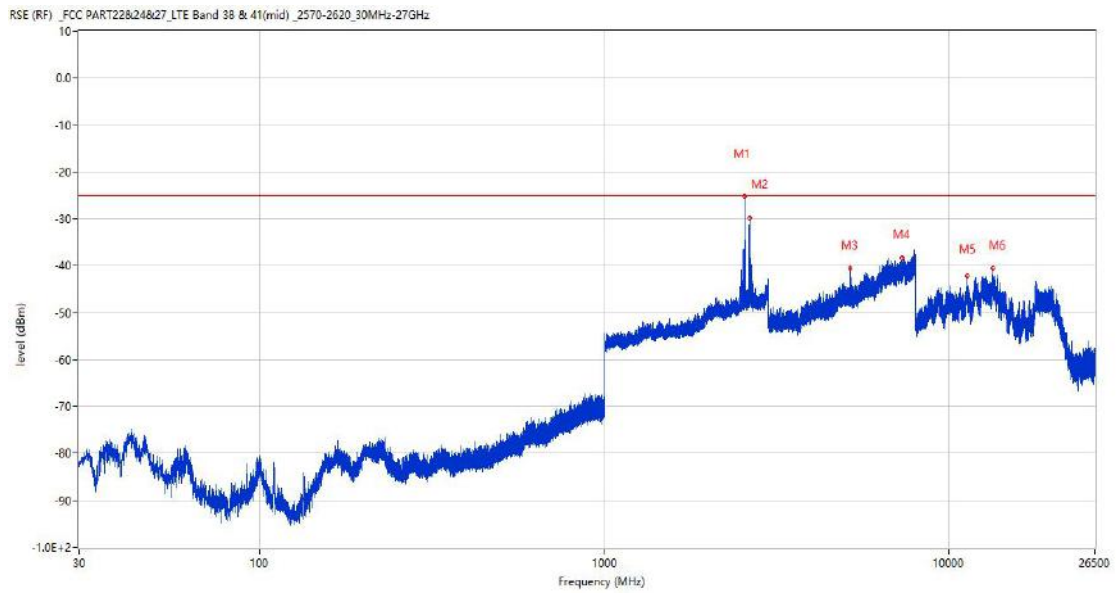
Frequency (MHz)	Result (dBm)	Factor (dB)	PK Limit (dBm)	Over Limit (dB)	Table (o)	ANT	EUT	Verdict
2553.500	-21.80	8.39	-25.0	3.20	122.00	Horizontal	Horizontal	N/A
2638.400	-25.32	9.08	-25.0	-0.32	201.00	Horizontal	Horizontal	N/A
5162.250	-41.32	12.01	-25.0	-16.32	134.00	Horizontal	Horizontal	Pass
6685.750	-38.17	17.02	-25.0	-13.17	189.00	Horizontal	Horizontal	Pass
11286.762	-43.51	13.27	-25.0	-18.51	165.00	Horizontal	Horizontal	Pass
13407.037	-41.74	16.86	-25.0	-16.74	262.00	Horizontal	Horizontal	Pass

RSE-H&V CH37925 15M 1RB LOW CH38075 15M 1RB HIGH



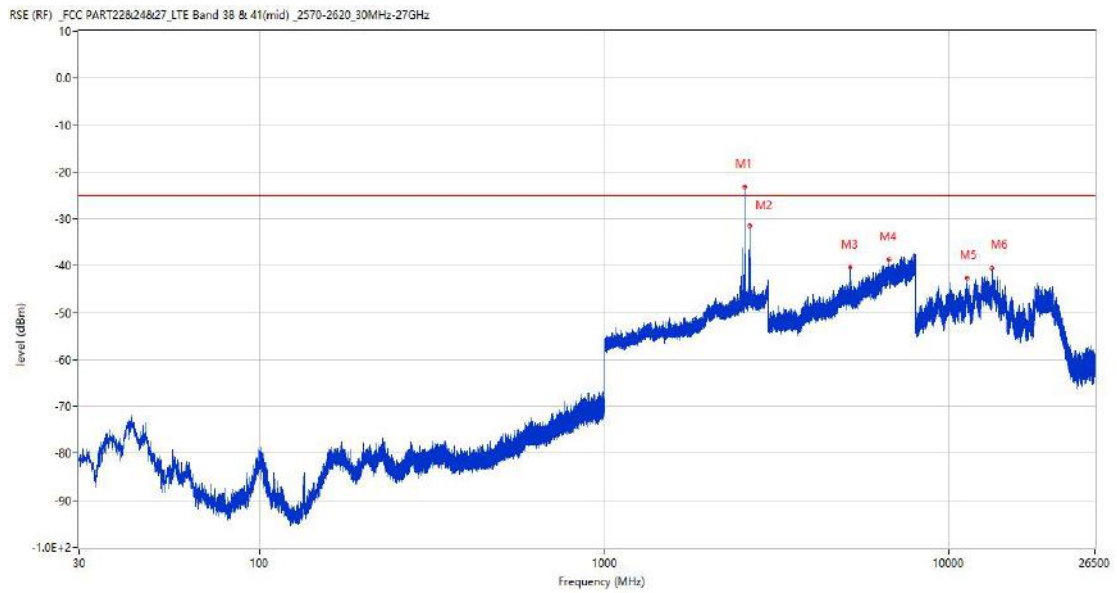
Frequency (MHz)	Result (dBm)	Factor (dB)	PK Limit (dBm)	Over Limit (dB)	Table (o)	ANT	EUT	Verdict
2553.100	-25.87	8.36	-25.0	-0.87	130.00	Horizontal	Vertical	N/A
2638.300	-28.98	9.08	-25.0	-3.98	136.00	Horizontal	Vertical	N/A
5162.500	-40.25	12.01	-25.0	-15.25	167.00	Horizontal	Vertical	Pass
7104.250	-38.43	16.69	-25.0	-13.43	292.00	Horizontal	Vertical	Pass
11270.612	-43.02	12.98	-25.0	-18.02	103.00	Horizontal	Vertical	Pass
13362.150	-41.21	16.65	-25.0	-16.21	218.00	Horizontal	Vertical	Pass

RSE-V&V CH37925 15M 1RB LOW CH38075 15M 1RB HIGH



Frequency (MHz)	Result (dBm)	Factor (dB)	PK Limit (dBm)	Over Limit (dB)	Table (o)	ANT	EUT	Verdict
2553.300	-25.17	8.38	-25.0	-0.17	60.00	Vertical	Vertical	N/A
2638.300	-29.86	9.08	-25.0	-4.86	345.00	Vertical	Vertical	N/A
5162.250	-40.50	12.01	-25.0	-15.50	345.00	Vertical	Vertical	Pass
7313.000	-38.35	17.01	-25.0	-13.35	241.00	Vertical	Vertical	Pass
11304.100	-42.19	13.39	-25.0	-17.19	257.00	Vertical	Vertical	Pass
13361.625	-40.58	16.65	-25.0	-15.58	328.00	Vertical	Vertical	Pass

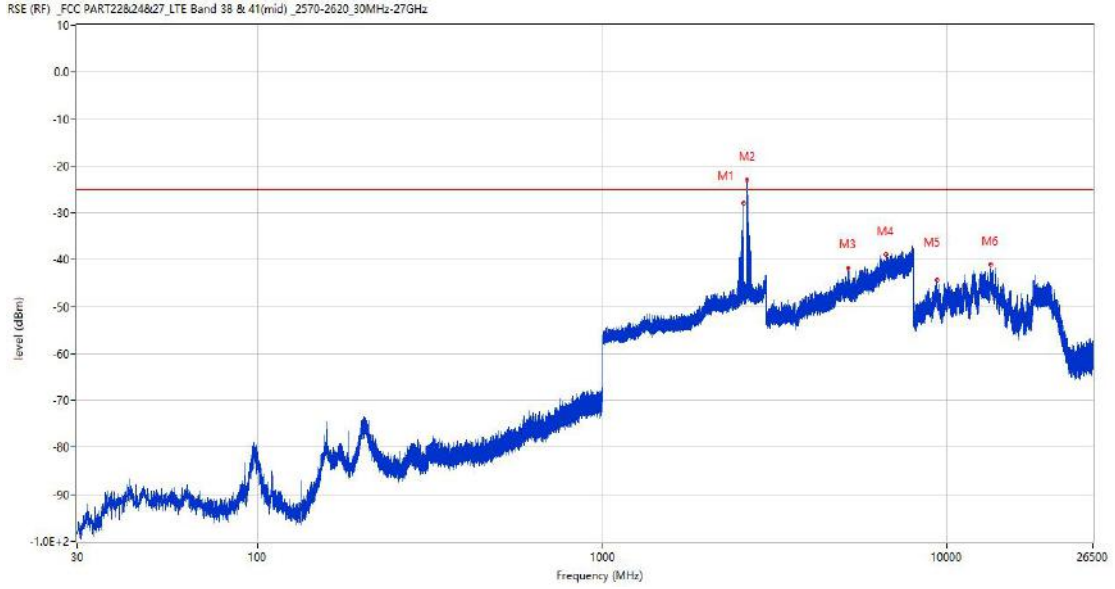
RSE-V&H CH37925 15M 1RB LOW CH38075 15M 1RB HIGH



Frequency (MHz)	Result (dBm)	Factor (dB)	PK Limit (dBm)	Over Limit (dB)	Table (o)	ANT	EUT	Verdict
2553.400	-23.14	8.39	-25.0	1.86	51.00	Vertical	Horizontal	N/A
2638.000	-31.53	9.09	-25.0	-6.53	63.00	Vertical	Horizontal	N/A
5162.000	-40.24	12.02	-25.0	-15.24	207.00	Vertical	Horizontal	Pass
6679.750	-38.60	16.91	-25.0	-13.60	144.00	Vertical	Horizontal	Pass
11291.987	-42.57	13.36	-25.0	-17.57	258.00	Vertical	Horizontal	Pass
13359.787	-40.50	16.63	-25.0	-15.50	83.00	Vertical	Horizontal	Pass

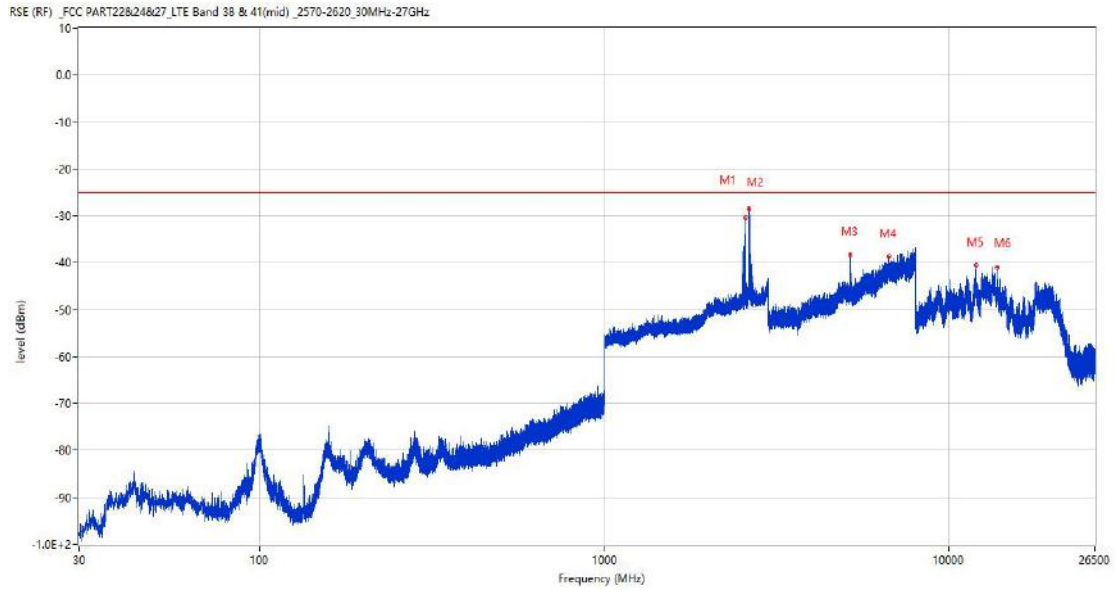
### 15.3 CA\_38C 15MHz+15MHz, QPSK, High Channel

RSE-H&H CH38025 15M 1RB LOW CH38175 15M 1RB HIGH



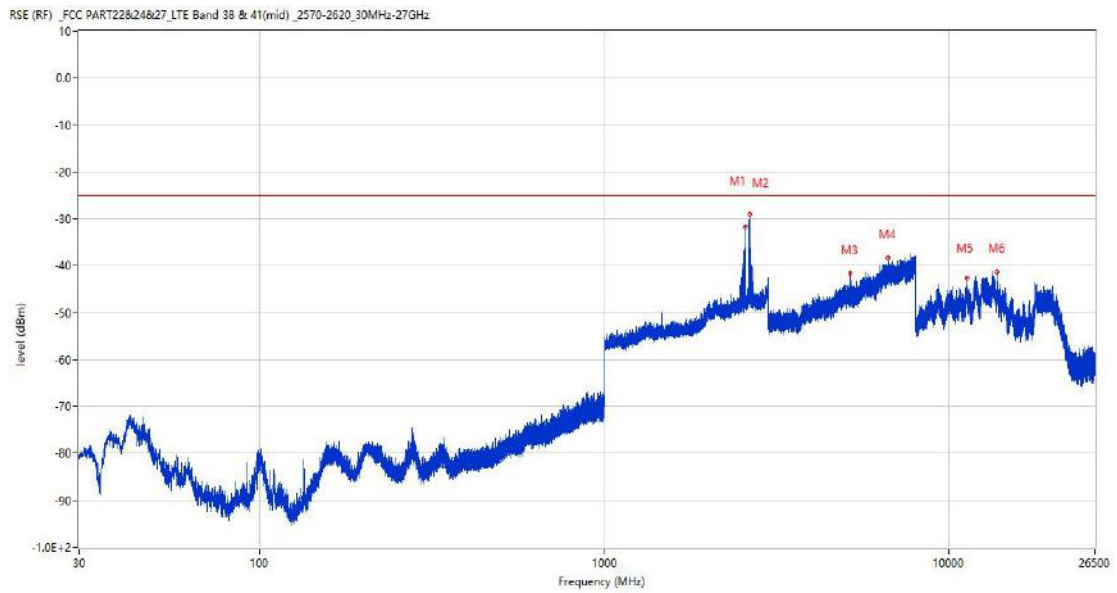
Frequency (MHz)	Result (dBm)	Factor (dB)	PK Limit (dBm)	Over Limit (dB)	Table (o)	ANT	EUT	Verdict
2563.500	-28.00	8.29	-25.0	-3.00	130.00	Horizontal	Horizontal	N/A
2627.300	-23.01	8.99	-25.0	1.99	55.00	Horizontal	Horizontal	N/A
5182.250	-41.78	12.33	-25.0	-16.78	136.00	Horizontal	Horizontal	Pass
6669.000	-38.97	16.55	-25.0	-13.97	40.00	Horizontal	Horizontal	Pass
9347.812	-44.24	12.64	-25.0	-19.24	60.00	Horizontal	Horizontal	Pass
13401.263	-40.94	16.98	-25.0	-15.94	332.00	Horizontal	Horizontal	Pass

RSE-H&V CH38025 15M 1RB LOW CH38175 15M 1RB HIGH



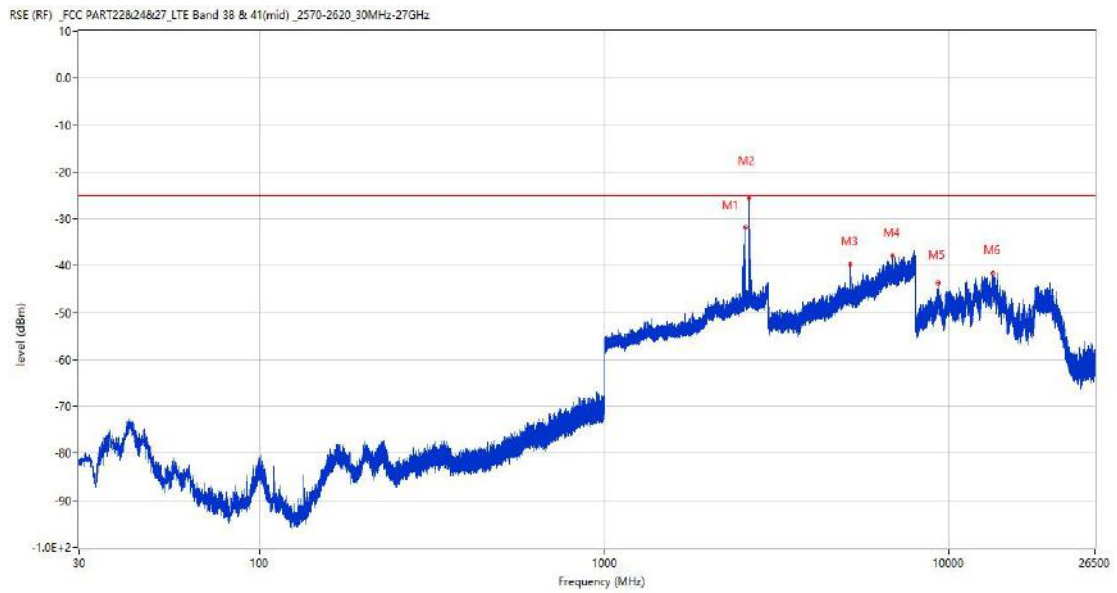
Frequency (MHz)	Result (dBm)	Factor (dB)	PK Limit (dBm)	Over Limit (dB)	Table (o)	ANT	EUT	Verdict
2563.400	-30.38	8.29	-25.0	-5.38	206.00	Horizontal	Vertical	N/A
2627.500	-28.61	8.99	-25.0	-3.61	358.00	Horizontal	Vertical	N/A
5182.000	-38.29	12.35	-25.0	-13.29	133.00	Horizontal	Vertical	Pass
6704.000	-38.63	16.72	-25.0	-13.63	293.00	Horizontal	Vertical	Pass
11971.474	-40.64	13.93	-25.0	-15.64	36.00	Horizontal	Vertical	Pass
13802.100	-40.89	16.96	-25.0	-15.89	81.00	Horizontal	Vertical	Pass

RSE-V&V CH38025 15M 1RB LOW CH38175 15M 1RB HIGH



Frequency (MHz)	Result (dBm)	Factor (dB)	PK Limit (dBm)	Over Limit (dB)	Table (o)	ANT	EUT	Verdict
2563.400	-31.68	8.29	-25.0	-6.68	118.00	Vertical	Vertical	N/A
2648.400	-28.98	9.16	-25.0	-3.98	82.00	Vertical	Vertical	N/A
5182.250	-41.59	12.33	-25.0	-16.59	70.00	Vertical	Vertical	Pass
6666.250	-38.17	16.49	-25.0	-13.17	248.00	Vertical	Vertical	Pass
11298.638	-42.70	13.49	-25.0	-17.70	169.00	Vertical	Vertical	Pass
13804.463	-41.29	16.91	-25.0	-16.29	151.00	Vertical	Vertical	Pass

RSE-V&H CH38025 15M 1RB LOW CH38175 15M 1RB HIGH

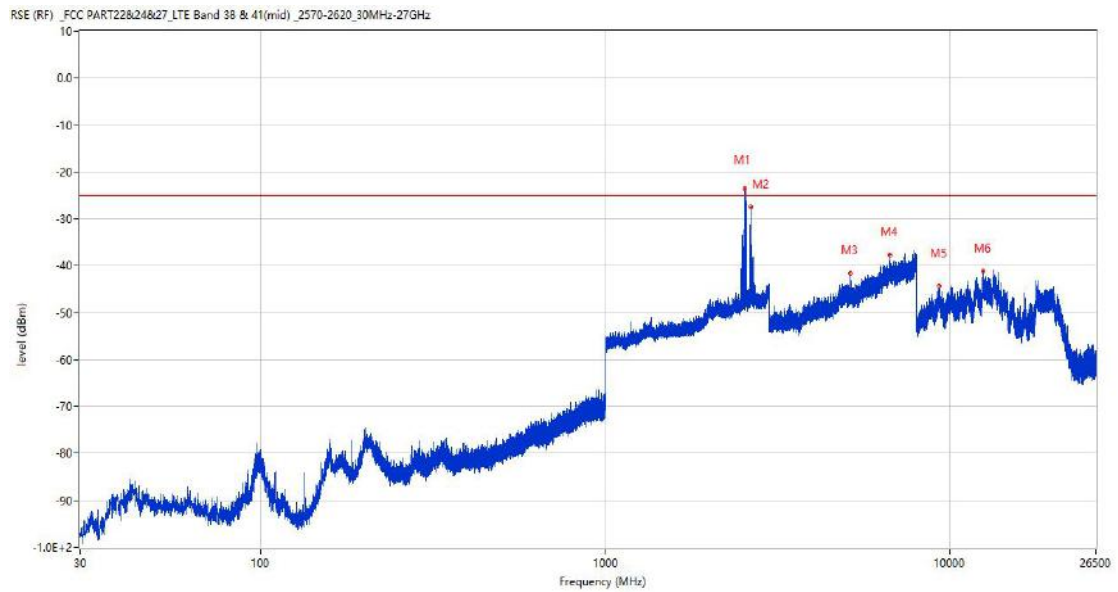


Frequency (MHz)	Result (dBm)	Factor (dB)	PK Limit (dBm)	Over Limit (dB)	Table (o)	ANT	EUT	Verdict
2563.300	-31.85	8.29	-25.0	-6.85	46.00	Vertical	Horizontal	N/A
2628.800	-25.59	9.00	-25.0	-0.59	58.00	Vertical	Horizontal	N/A
5182.000	-39.77	12.35	-25.0	-14.77	239.00	Vertical	Horizontal	Pass
6874.000	-37.88	16.22	-25.0	-12.88	74.00	Vertical	Horizontal	Pass
9319.788	-43.74	13.19	-25.0	-18.74	212.00	Vertical	Horizontal	Pass
13398.901	-41.64	17.00	-25.0	-16.64	39.00	Vertical	Horizontal	Pass



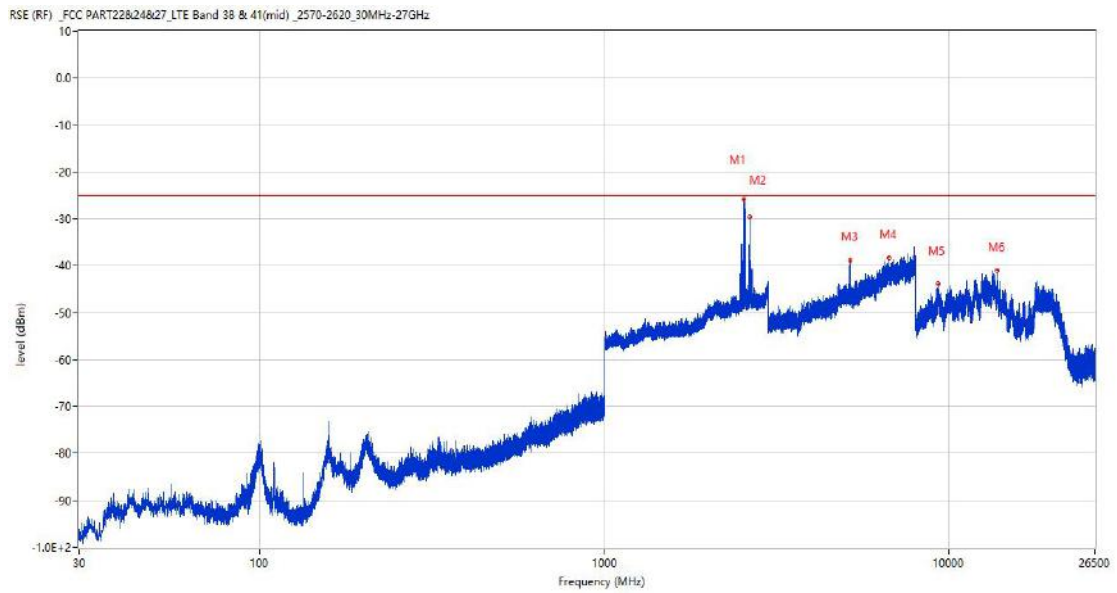
### 15.4 CA\_38C 20MHz+20MHz, QPSK, Low Channel

RSE-H&H CH37850 20M 1RB LOW CH38048 20M 1RB HIGH



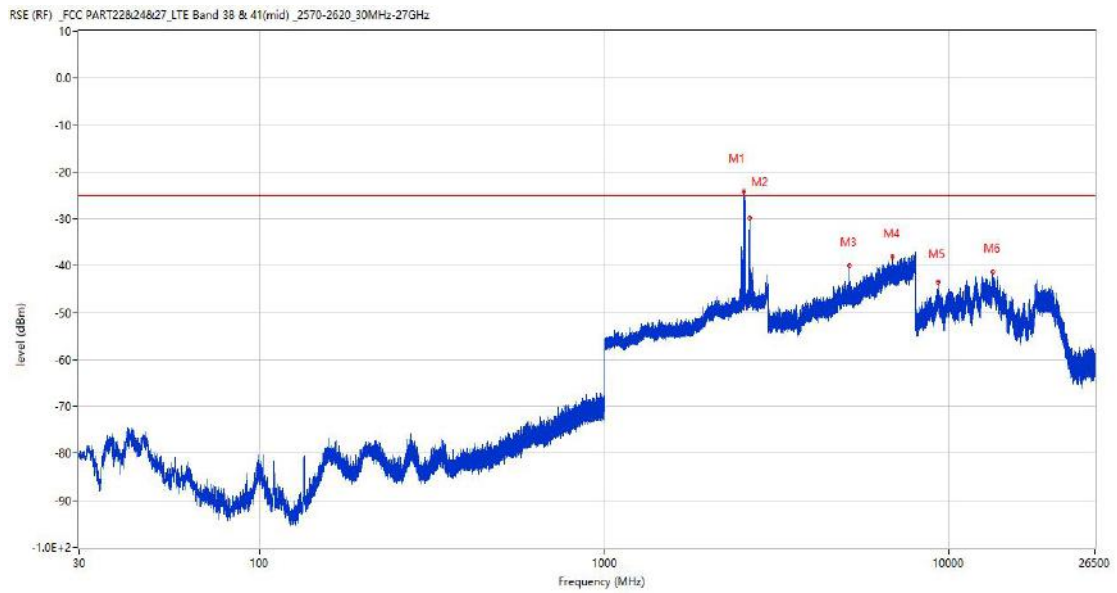
Frequency (MHz)	Result (dBm)	Factor (dB)	PK Limit (dBm)	Over Limit (dB)	Table (o)	ANT	EUT	Verdict
2534.100	-23.65	7.29	-25.0	1.35	185.00	Horizontal	Horizontal	N/A
2647.500	-27.52	9.22	-25.0	-2.52	179.00	Horizontal	Horizontal	N/A
5142.750	-41.56	12.16	-25.0	-16.56	144.00	Horizontal	Horizontal	Pass
6680.000	-37.65	16.93	-25.0	-12.65	154.00	Horizontal	Horizontal	Pass
9315.512	-44.29	13.27	-25.0	-19.29	127.00	Horizontal	Horizontal	Pass
12474.500	-41.08	14.49	-25.0	-16.08	191.00	Horizontal	Horizontal	Pass

RSE-H&V CH37850 20M 1RB LOW CH38048 20M 1RB HIGH



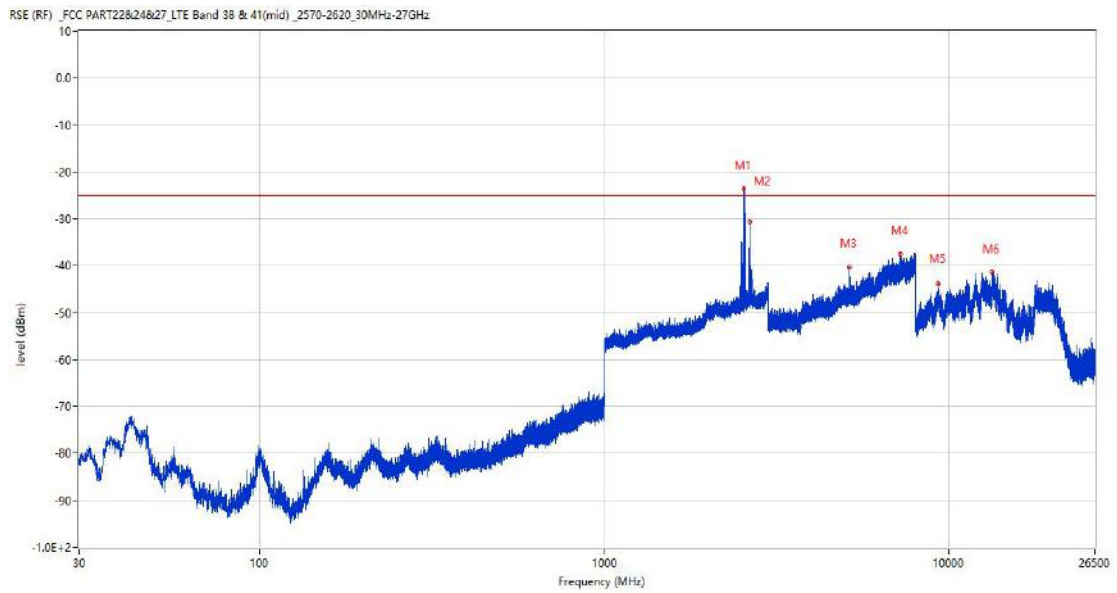
Frequency (MHz)	Result (dBm)	Factor (dB)	PK Limit (dBm)	Over Limit (dB)	Table (o)	ANT	EUT	Verdict
2534.200	-25.89	7.29	-25.0	-0.89	134.00	Horizontal	Vertical	N/A
2647.300	-29.57	9.23	-25.0	-4.57	206.00	Horizontal	Vertical	N/A
5180.250	-38.80	12.32	-25.0	-13.80	137.00	Horizontal	Vertical	Pass
6683.000	-38.26	16.97	-25.0	-13.26	137.00	Horizontal	Vertical	Pass
9316.463	-43.89	13.25	-25.0	-18.89	360.00	Horizontal	Vertical	Pass
13805.513	-41.01	16.88	-25.0	-16.01	335.00	Horizontal	Vertical	Pass

RSE-V&V CH37850 20M 1RB LOW CH38048 20M 1RB HIGH



Frequency (MHz)	Result (dBm)	Factor (dB)	PK Limit (dBm)	Over Limit (dB)	Table (o)	ANT	EUT	Verdict
2534.300	-24.20	7.29	-25.0	0.80	52.00	Vertical	Vertical	N/A
2647.300	-29.85	9.23	-25.0	-4.85	88.00	Vertical	Vertical	N/A
5142.750	-40.02	12.16	-25.0	-15.02	7.00	Vertical	Vertical	Pass
6847.500	-38.08	16.43	-25.0	-13.08	91.00	Vertical	Vertical	Pass
9323.825	-43.50	13.11	-25.0	-18.50	42.00	Vertical	Vertical	Pass
13398.375	-41.30	16.99	-25.0	-16.30	17.00	Vertical	Vertical	Pass

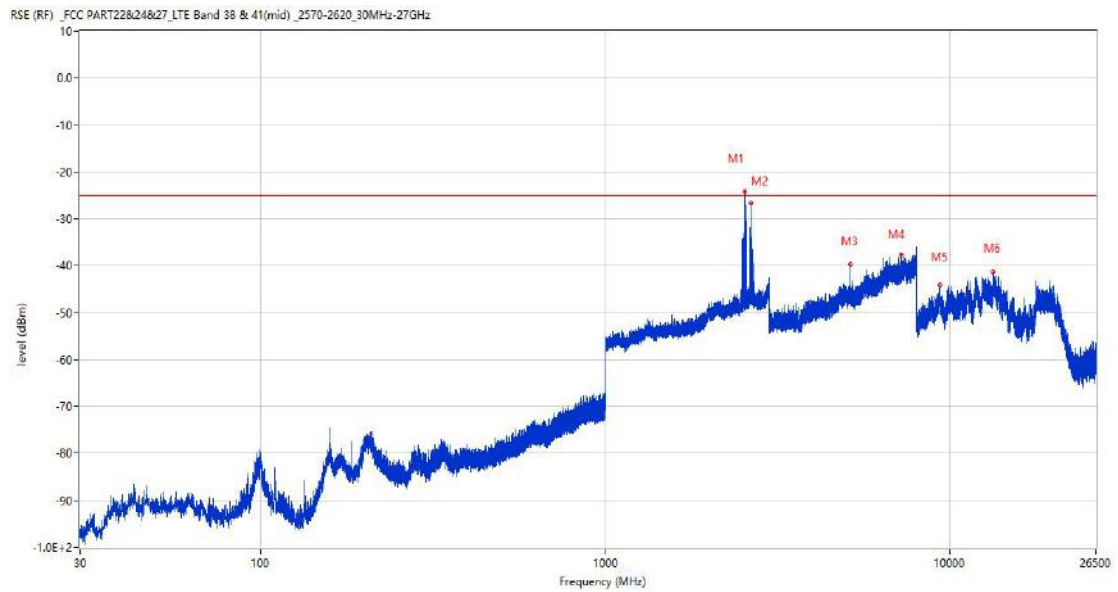
RSE-V&H CH37850 20M 1RB LOW CH38048 20M 1RB HIGH



Frequency (MHz)	Result (dBm)	Factor (dB)	PK Limit (dBm)	Over Limit (dB)	Table (o)	ANT	EUT	Verdict
2534.400	-23.62	7.29	-25.0	1.38	57.00	Vertical	Horizontal	N/A
2647.000	-30.69	9.25	-25.0	-5.69	64.00	Vertical	Horizontal	N/A
5142.750	-40.25	12.16	-25.0	-15.25	228.00	Vertical	Horizontal	Pass
7247.750	-37.44	17.64	-25.0	-12.44	217.00	Vertical	Horizontal	Pass
9296.513	-43.86	13.45	-25.0	-18.86	213.00	Vertical	Horizontal	Pass
13347.713	-41.35	16.45	-25.0	-16.35	352.00	Vertical	Horizontal	Pass

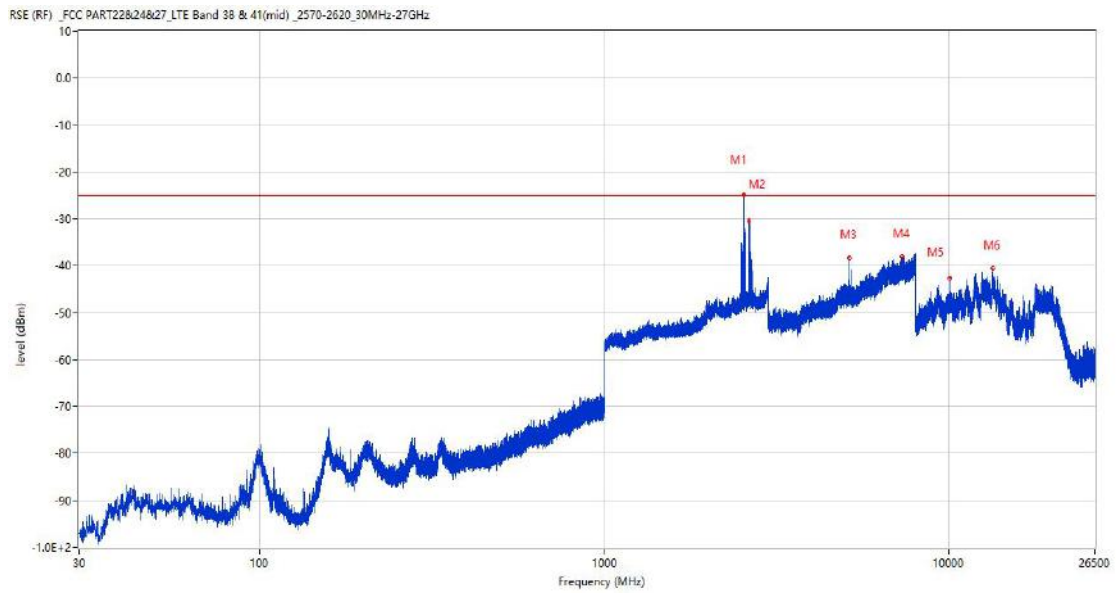
15.5 CA\_38C 20MHz+20MHz, QPSK, Middle Channel

RSE-H&H CH37901 20M 1RB LOW CH38099 20M 1RB HIGH



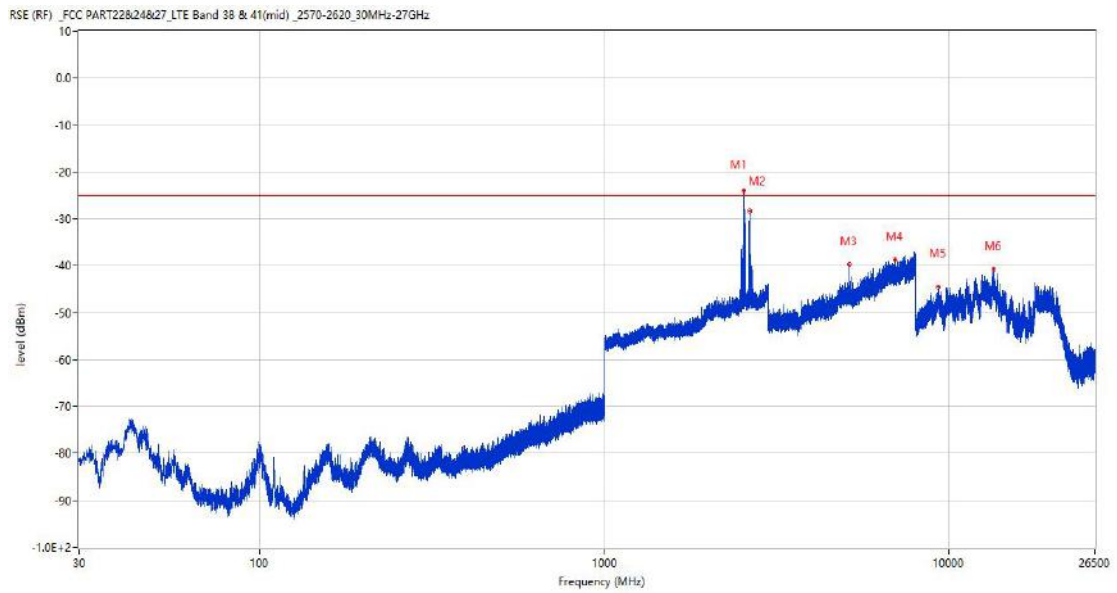
Frequency (MHz)	Result (dBm)	Factor (dB)	PK Limit (dBm)	Over Limit (dB)	Table (o)	ANT	EUT	Verdict
2539.400	-24.21	6.93	-25.0	0.79	136.00	Horizontal	Horizontal	N/A
2652.200	-26.71	8.83	-25.0	-1.71	199.00	Horizontal	Horizontal	N/A
5152.750	-39.68	12.19	-25.0	-14.68	137.00	Horizontal	Horizontal	Pass
7221.250	-37.73	16.70	-25.0	-12.73	18.00	Horizontal	Horizontal	Pass
9336.651	-43.99	12.86	-25.0	-18.99	192.00	Horizontal	Horizontal	Pass
13356.375	-41.34	16.60	-25.0	-16.34	173.00	Horizontal	Horizontal	Pass

RSE-H&V CH37901 20M 1RB LOW CH38099 20M 1RB HIGH



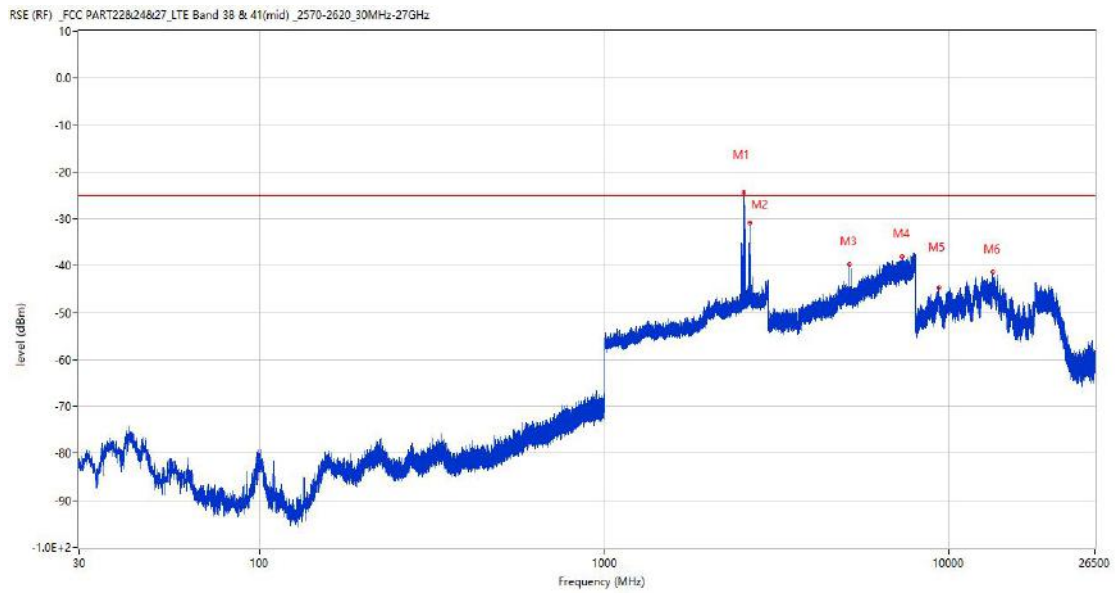
Frequency (MHz)	Result (dBm)	Factor (dB)	PK Limit (dBm)	Over Limit (dB)	Table (o)	ANT	EUT	Verdict
2539.400	-24.79	6.93	-25.0	0.21	135.00	Horizontal	Vertical	N/A
2627.200	-30.39	8.99	-25.0	-5.39	128.00	Horizontal	Vertical	N/A
5153.000	-38.27	12.18	-25.0	-13.27	138.00	Horizontal	Vertical	Pass
7326.250	-38.01	17.25	-25.0	-13.01	200.00	Horizontal	Vertical	Pass
10071.713	-42.69	12.58	-25.0	-17.69	323.00	Horizontal	Vertical	Pass
13369.763	-40.55	16.73	-25.0	-15.55	128.00	Horizontal	Vertical	Pass

RSE-V&V CH37901 20M 1RB LOW CH38099 20M 1RB HIGH



Frequency (MHz)	Result (dBm)	Factor (dB)	PK Limit (dBm)	Over Limit (dB)	Table (o)	ANT	EUT	Verdict
2539.500	-24.01	6.92	-25.0	0.99	50.00	Vertical	Vertical	N/A
2652.300	-28.29	8.83	-25.0	-3.29	80.00	Vertical	Vertical	N/A
5153.000	-39.72	12.18	-25.0	-14.72	354.00	Vertical	Vertical	Pass
6971.750	-38.69	15.67	-25.0	-13.69	260.00	Vertical	Vertical	Pass
9297.700	-44.53	13.49	-25.0	-19.53	1.00	Vertical	Vertical	Pass
13516.500	-40.76	15.53	-25.0	-15.76	306.00	Vertical	Vertical	Pass

RSE-V&H CH37901 20M 1RB LOW CH38099 20M 1RB HIGH

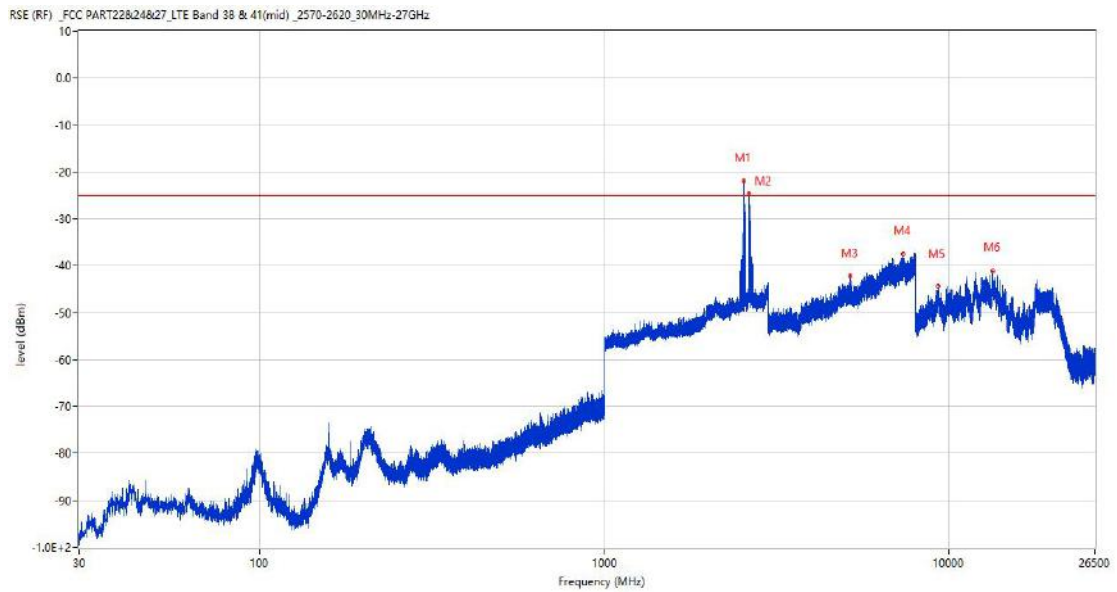


Frequency (MHz)	Result (dBm)	Factor (dB)	PK Limit (dBm)	Over Limit (dB)	Table (o)	ANT	EUT	Verdict
2539.500	-24.31	6.92	-25.0	0.69	50.00	Vertical	Horizontal	N/A
2652.300	-30.91	8.83	-25.0	-5.91	56.00	Vertical	Horizontal	N/A
5152.750	-39.69	12.19	-25.0	-14.69	206.00	Vertical	Horizontal	Pass
7309.500	-38.04	16.91	-25.0	-13.04	342.00	Vertical	Horizontal	Pass
9348.525	-44.64	12.63	-25.0	-19.64	84.00	Vertical	Horizontal	Pass
13391.549	-41.40	16.93	-25.0	-16.40	82.00	Vertical	Horizontal	Pass



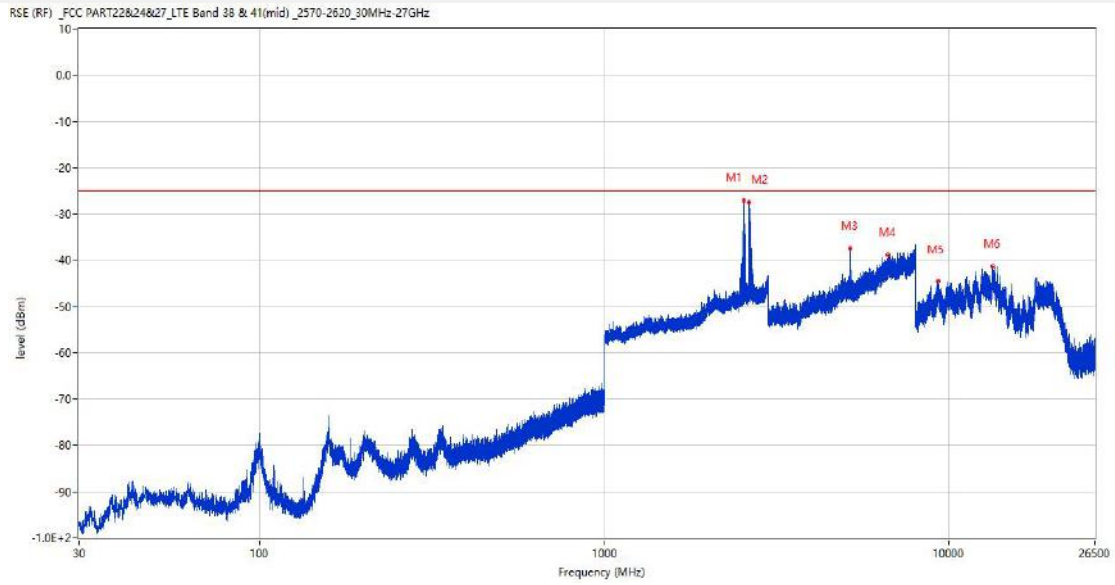
### 15.6 CA\_38C 20MHz+20MHz, QPSK, High Channel

RSE-H&H CH37952 20M 1RB LOW CH38150 20M 1RB HIGH



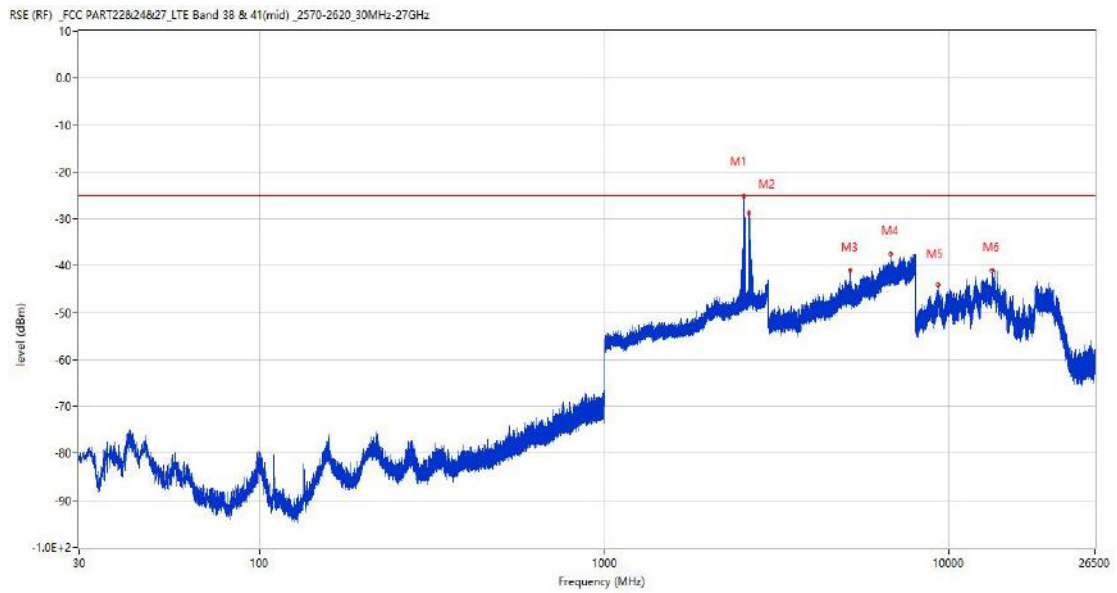
Frequency (MHz)	Result (dBm)	Factor (dB)	PK Limit (dBm)	Over Limit (dB)	Table (o)	ANT	EUT	Verdict
2544.600	-21.98	6.81	-25.0	3.02	124.00	Horizontal	Horizontal	N/A
2630.300	-24.53	9.01	-25.0	0.47	172.00	Horizontal	Horizontal	N/A
5163.250	-42.28	12.01	-25.0	-17.28	132.00	Horizontal	Horizontal	Pass
7339.500	-37.50	17.07	-25.0	-12.50	312.00	Horizontal	Horizontal	Pass
9291.763	-44.24	13.28	-25.0	-19.24	37.00	Horizontal	Horizontal	Pass
13364.250	-41.14	16.67	-25.0	-16.14	220.00	Horizontal	Horizontal	Pass

RSE-H&V CH37952 20M 1RB LOW CH38150 20M 1RB HIGH



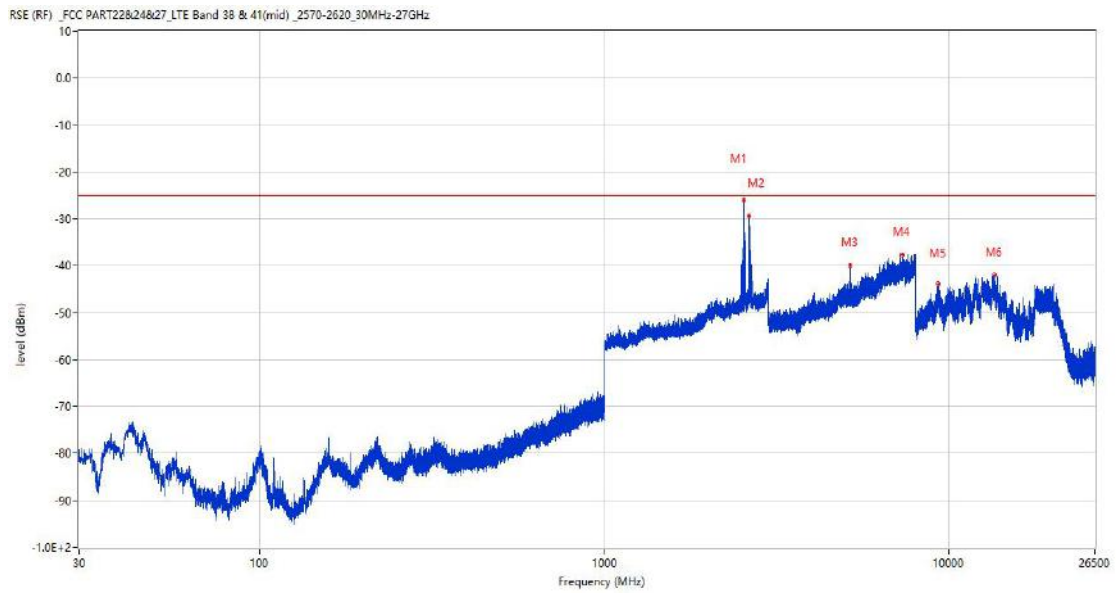
Frequency (MHz)	Result (dBm)	Factor (dB)	PK Limit (dBm)	Over Limit (dB)	Table (o)	ANT	EUT	Verdict
2544.500	-27.10	6.80	-25.0	-2.10	128.00	Horizontal	Vertical	N/A
2628.900	-27.46	9.00	-25.0	-2.46	122.00	Horizontal	Vertical	N/A
5163.000	-37.49	12.00	-25.0	-12.49	143.00	Horizontal	Vertical	Pass
6660.750	-38.96	16.24	-25.0	-13.96	237.00	Horizontal	Vertical	Pass
9325.725	-44.44	13.07	-25.0	-19.44	360.00	Horizontal	Vertical	Pass
13378.688	-41.41	16.81	-25.0	-16.41	16.00	Horizontal	Vertical	Pass

RSE-V&V CH37952 20M 1RB LOW CH38150 20M 1RB HIGH



Frequency (MHz)	Result (dBm)	Factor (dB)	PK Limit (dBm)	Over Limit (dB)	Table (o)	ANT	EUT	Verdict
2544.400	-25.24	6.79	-25.0	-0.24	81.00	Vertical	Vertical	N/A
2628.100	-28.83	8.99	-25.0	-3.83	93.00	Vertical	Vertical	N/A
5163.000	-41.04	12.00	-25.0	-16.04	0.00	Vertical	Vertical	Pass
6777.500	-37.51	16.17	-25.0	-12.51	134.00	Vertical	Vertical	Pass
9316.463	-44.06	13.25	-25.0	-19.06	84.00	Vertical	Vertical	Pass
13345.350	-40.99	16.36	-25.0	-15.99	126.00	Vertical	Vertical	Pass

RSE-V&H CH37952 20M 1RB LOW CH38150 20M 1RB HIGH

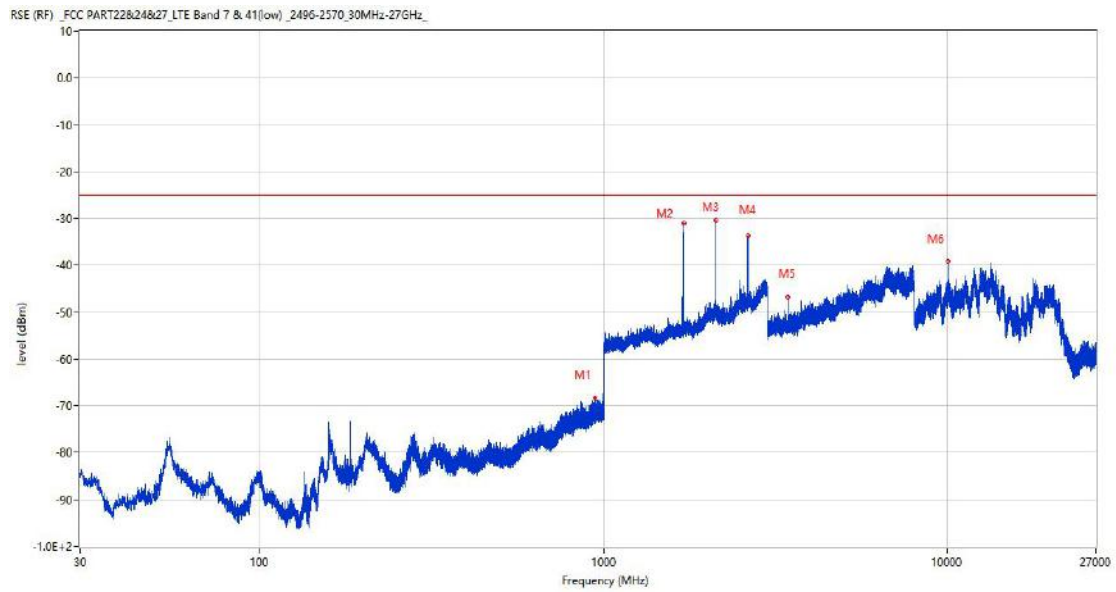


Frequency (MHz)	Result (dBm)	Factor (dB)	PK Limit (dBm)	Over Limit (dB)	Table (o)	ANT	EUT	Verdict
2544.600	-26.10	6.81	-25.0	-1.10	65.00	Vertical	Horizontal	N/A
2632.400	-29.44	9.03	-25.0	-4.44	53.00	Vertical	Horizontal	N/A
5163.250	-39.83	12.01	-25.0	-14.83	206.00	Vertical	Horizontal	Pass
7325.250	-37.65	17.25	-25.0	-12.65	238.00	Vertical	Horizontal	Pass
9323.825	-43.88	13.11	-25.0	-18.88	126.00	Vertical	Horizontal	Pass
13572.675	-41.96	15.45	-25.0	-16.96	360.00	Vertical	Horizontal	Pass

16 CA\_4A-7A

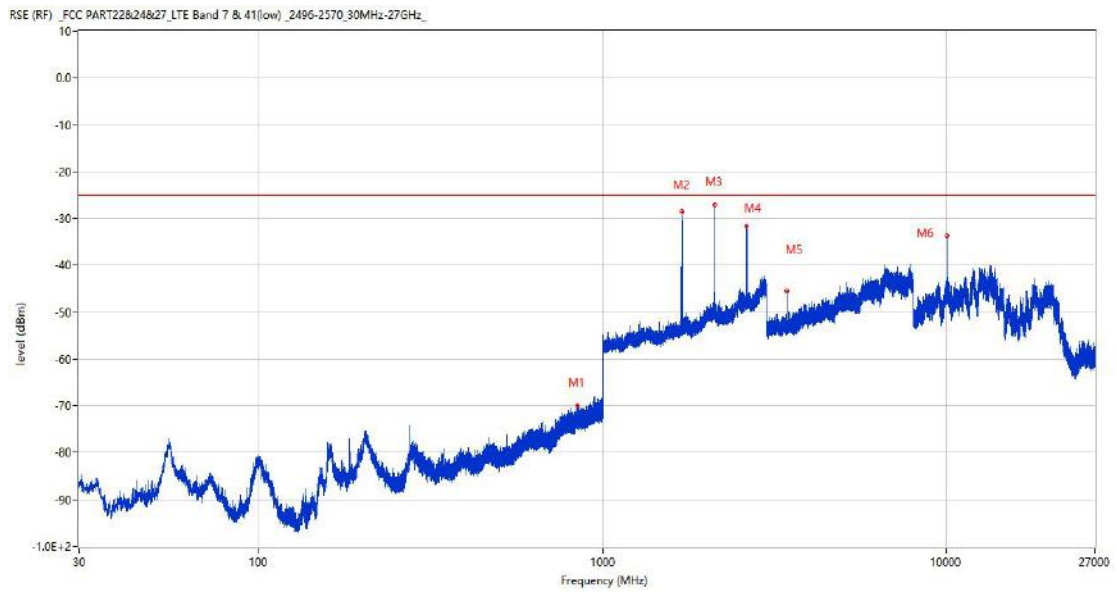
16.1 CA\_4A-7A 5MHz+5MHz, QPSK, Low Channel

RSE-H&H CH19975 5M 1RB LOW CH20075 5M 1RB LOW



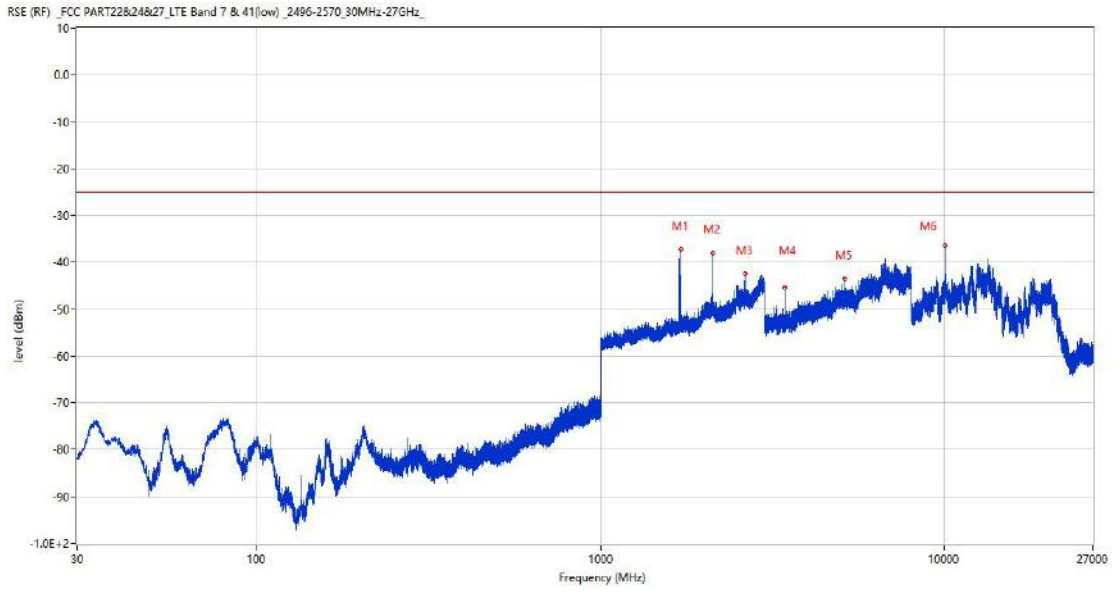
Frequency (MHz)	Result (dBm)	Factor (dB)	PK Limit (dBm)	Over Limit (dB)	Table (o)	ANT	EUT	Verdict
940.878	-68.28	1.48	-25.0	-43.28	135.00	Horizontal	Horizontal	Pass
1711.100	-31.08	1.87	-25.0	-6.08	345.00	Horizontal	Horizontal	N/A
2111.800	-30.39	5.50	-25.0	-5.39	242.00	Horizontal	Horizontal	N/A
2624.700	-33.63	7.81	-25.0	-8.63	119.00	Horizontal	Horizontal	N/A
3421.500	-46.78	5.91	-25.0	-21.78	316.00	Horizontal	Horizontal	Pass
10002.125	-39.13	10.89	-25.0	-14.13	345.00	Horizontal	Horizontal	Pass

RSE-H&V CH19975 5M 1RB LOW CH20075 5M 1RB LOW



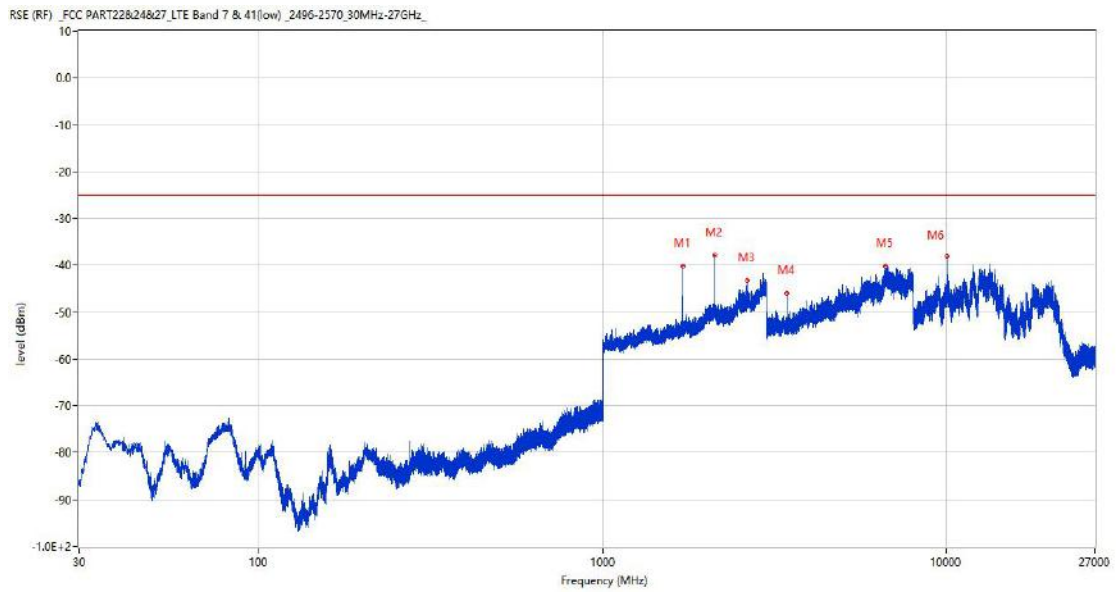
Frequency (MHz)	Result (dBm)	Factor (dB)	PK Limit (dBm)	Over Limit (dB)	Table (o)	ANT	EUT	Verdict
844.266	-69.92	-0.13	-25.0	-44.92	21.00	Horizontal	Vertical	Pass
1698.900	-28.53	1.82	-25.0	-3.53	167.00	Horizontal	Vertical	N/A
2114.600	-27.07	5.24	-25.0	-2.07	83.00	Horizontal	Vertical	N/A
2622.500	-31.70	7.56	-25.0	-6.70	121.00	Horizontal	Vertical	N/A
3421.250	-45.43	5.88	-25.0	-20.43	34.00	Horizontal	Vertical	Pass
10002.125	-33.66	10.89	-25.0	-8.66	196.00	Horizontal	Vertical	Pass

RSE-V&V CH19975 5M 1RB LOW CH20075 5M 1RB LOW



Frequency (MHz)	Result (dBm)	Factor (dB)	PK Limit (dBm)	Over Limit (dB)	Table (o)	ANT	EUT	Verdict
1711.100	-37.15	1.87	-25.0	-12.15	35.00	Vertical	Vertical	N/A
2112.300	-37.97	5.47	-25.0	-12.97	333.00	Vertical	Vertical	N/A
2624.900	-42.31	7.82	-25.0	-17.31	27.00	Vertical	Vertical	N/A
3421.250	-45.34	5.88	-25.0	-20.34	19.00	Vertical	Vertical	Pass
5132.000	-43.39	10.93	-25.0	-18.39	0.00	Vertical	Vertical	Pass
10002.125	-36.34	10.89	-25.0	-11.34	174.00	Vertical	Vertical	Pass

RSE-V&H CH19975 5M 1RB LOW CH20075 5M 1RB LOW

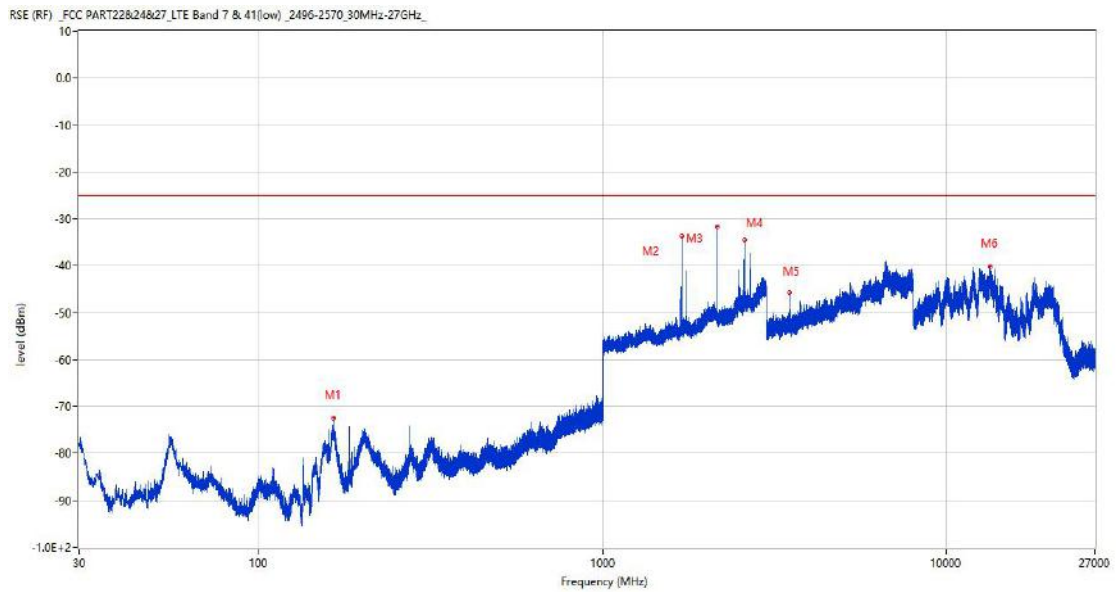


Frequency (MHz)	Result (dBm)	Factor (dB)	PK Limit (dBm)	Over Limit (dB)	Table (o)	ANT	EUT	Verdict
1711.300	-40.18	1.88	-25.0	-15.18	34.00	Vertical	Horizontal	N/A
2112.100	-37.91	5.48	-25.0	-12.91	335.00	Vertical	Horizontal	N/A
2624.300	-43.34	7.79	-25.0	-18.34	118.00	Vertical	Horizontal	N/A
3421.250	-45.87	5.88	-25.0	-20.87	57.00	Vertical	Horizontal	Pass
6648.500	-40.06	15.17	-25.0	-15.06	348.00	Vertical	Horizontal	Pass
10002.125	-38.09	10.89	-25.0	-13.09	242.00	Vertical	Horizontal	Pass



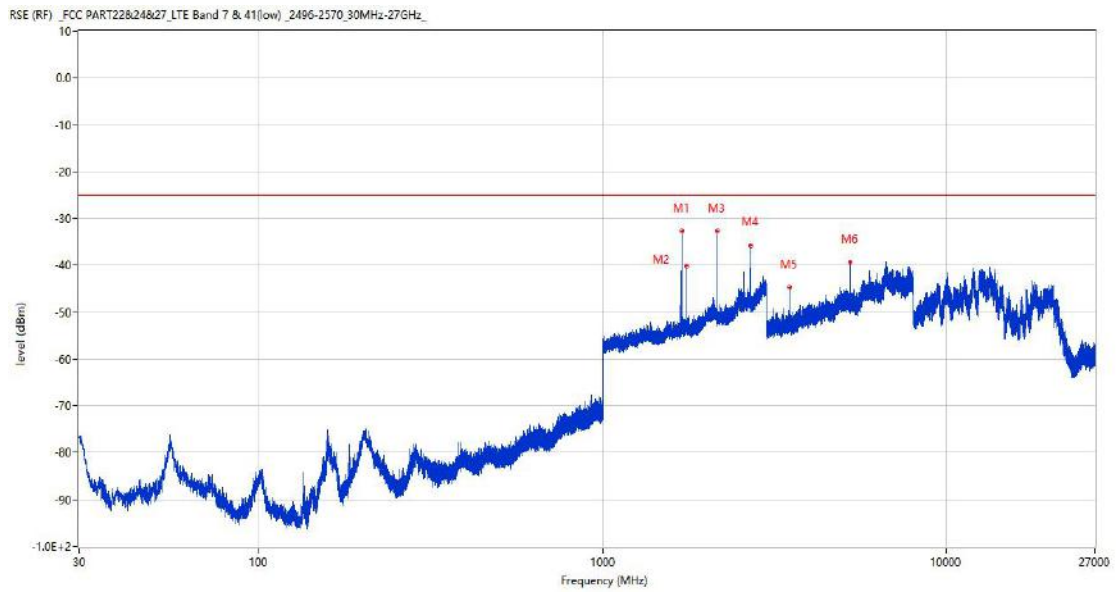
## 16.2 CA\_4A-7A 5MHz+5MHz, QPSK, High Channel

RSE-H&H CH20375 5M 1RB LOW 21425 5M 1RB LOW



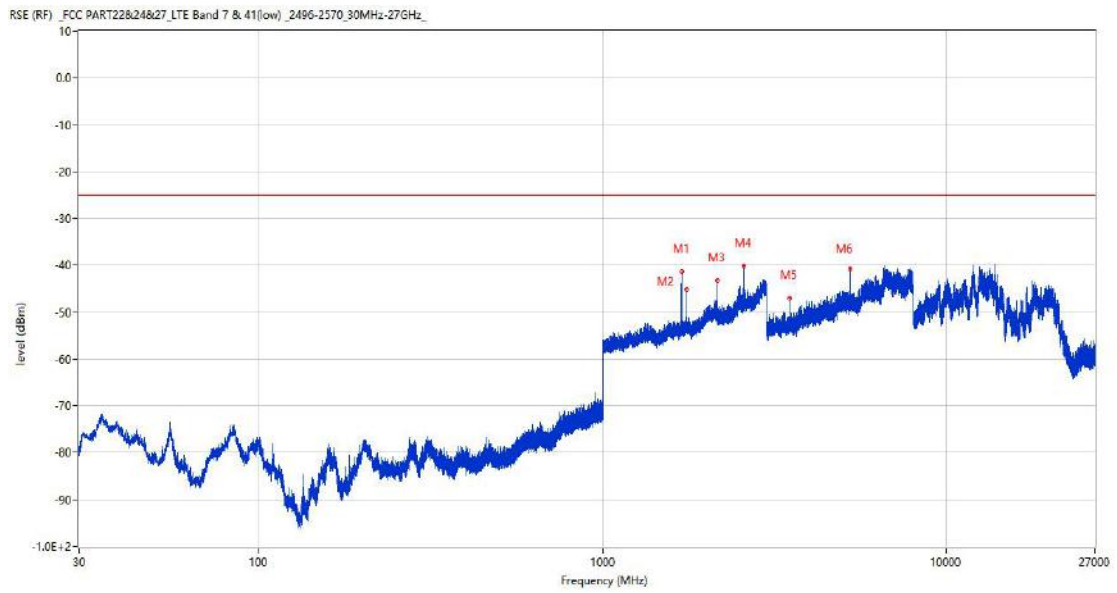
Frequency (MHz)	Result (dBm)	Factor (dB)	PK Limit (dBm)	Over Limit (dB)	Table (o)	ANT	EUT	Verdict
164.733	-72.47	-19.25	-25.0	-47.47	77.00	Horizontal	Horizontal	Pass
1696.900	-33.73	1.62	-25.0	-8.73	2.00	Horizontal	Horizontal	N/A
2152.900	-31.56	3.89	-25.0	-6.56	256.00	Horizontal	Horizontal	N/A
2579.500	-34.60	8.59	-25.0	-9.60	190.00	Horizontal	Horizontal	N/A
3501.000	-45.77	6.84	-25.0	-20.77	228.00	Horizontal	Horizontal	Pass
13422.525	-40.17	16.51	-25.0	-15.17	318.00	Horizontal	Horizontal	Pass

RSE-H&V CH20375 5M 1RB LOW 21425 5M 1RB LOW



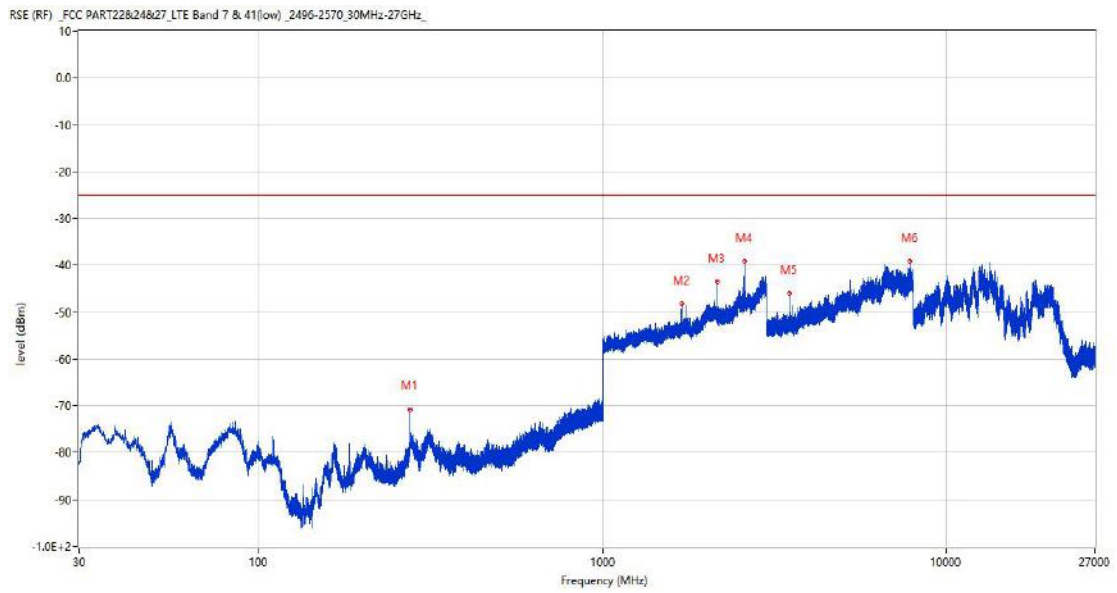
Frequency (MHz)	Result (dBm)	Factor (dB)	PK Limit (dBm)	Over Limit (dB)	Table (o)	ANT	EUT	Verdict
1698.900	-32.69	1.82	-25.0	-7.69	160.00	Horizontal	Vertical	N/A
1751.100	-40.22	2.13	-25.0	-15.22	189.00	Horizontal	Vertical	N/A
2154.700	-32.76	3.91	-25.0	-7.76	94.00	Horizontal	Vertical	N/A
2687.300	-35.84	8.01	-25.0	-10.84	141.00	Horizontal	Vertical	N/A
3501.250	-44.73	6.84	-25.0	-19.73	202.00	Horizontal	Vertical	Pass
5251.500	-39.36	10.27	-25.0	-14.36	114.00	Horizontal	Vertical	Pass

RSE-V&V CH20375 5M 1RB LOW 21425 5M 1RB LOW



Frequency (MHz)	Result (dBm)	Factor (dB)	PK Limit (dBm)	Over Limit (dB)	Table (o)	ANT	EUT	Verdict
1703.000	-41.44	1.82	-25.0	-16.44	55.00	Vertical	Vertical	N/A
1751.200	-45.16	2.13	-25.0	-20.16	130.00	Vertical	Vertical	N/A
2154.600	-43.25	3.92	-25.0	-18.25	5.00	Vertical	Vertical	N/A
2566.100	-40.20	8.42	-25.0	-15.20	254.00	Vertical	Vertical	N/A
3501.250	-47.02	6.84	-25.0	-22.02	150.00	Vertical	Vertical	Pass
5251.750	-40.76	10.31	-25.0	-15.76	326.00	Vertical	Vertical	Pass

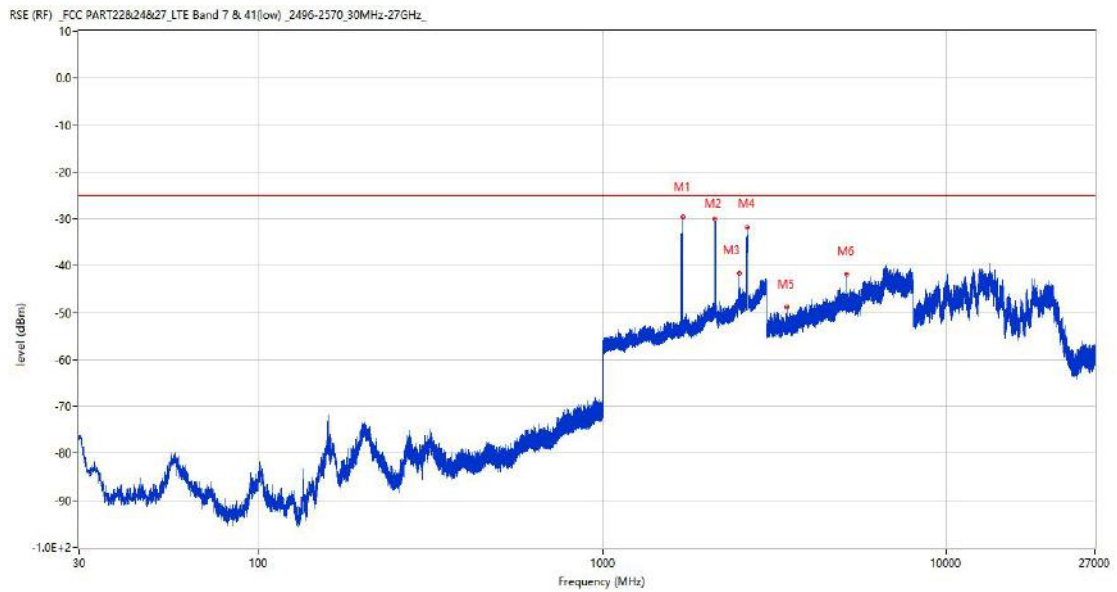
RSE-V&H CH20375 5M 1RB LOW 21425 5M 1RB LOW



Frequency (MHz)	Result (dBm)	Factor (dB)	PK Limit (dBm)	Over Limit (dB)	Table (o)	ANT	EUT	Verdict
274.974	-70.71	-14.00	-25.0	-45.71	44.00	Vertical	Horizontal	Pass
1699.800	-48.29	1.81	-25.0	-23.29	92.00	Vertical	Horizontal	N/A
2153.900	-43.49	3.94	-25.0	-18.49	308.00	Vertical	Horizontal	N/A
2585.100	-39.12	8.66	-25.0	-14.12	176.00	Vertical	Horizontal	N/A
3501.250	-45.95	6.84	-25.0	-20.95	204.00	Vertical	Horizontal	Pass
7830.250	-39.15	15.67	-25.0	-14.15	337.00	Vertical	Horizontal	Pass

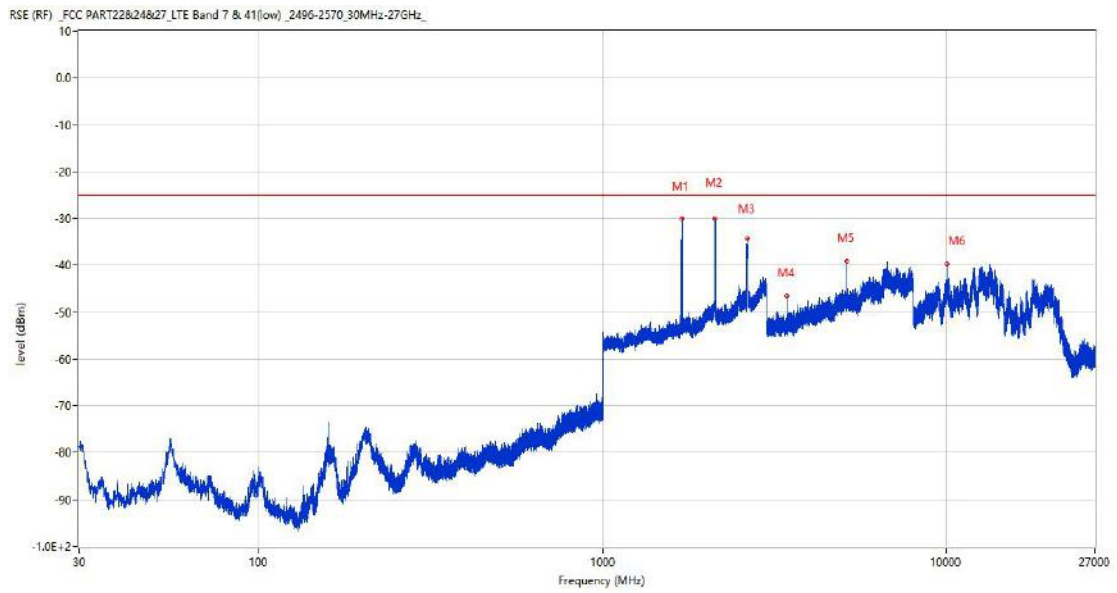
### 16.3 CA\_4A-7A 20MHz+20MHz, QPSK, Low Channel

RSE-H&H CH20050 20M 1RB LOW CH20850 20M 1RB LOW



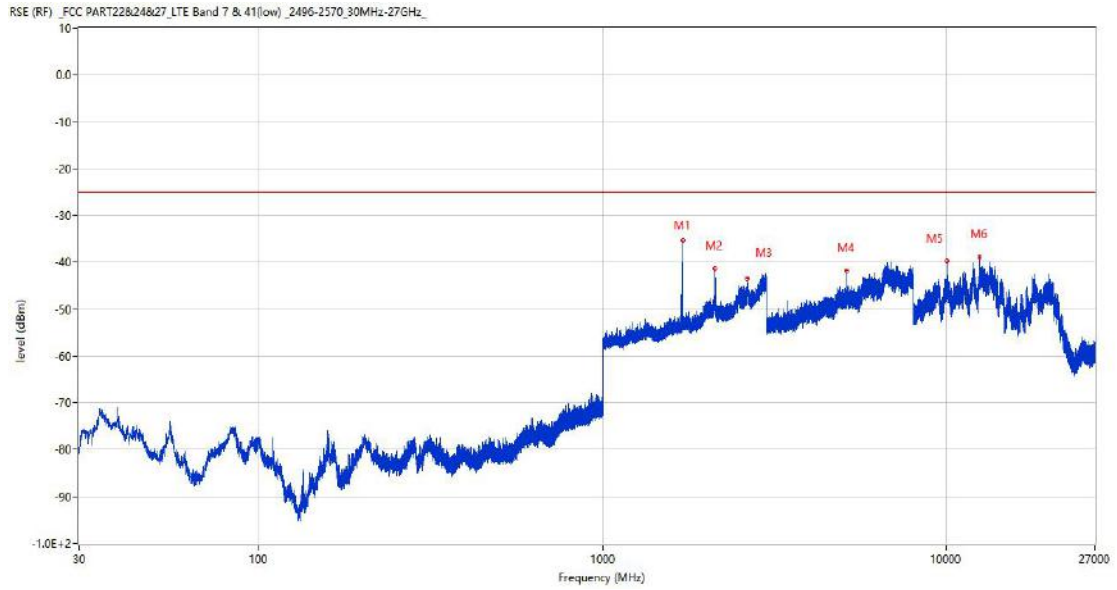
Frequency (MHz)	Result (dBm)	Factor (dB)	PK Limit (dBm)	Over Limit (dB)	Table (o)	ANT	EUT	Verdict
1711.900	-29.54	1.88	-25.0	-4.54	360.00	Horizontal	Horizontal	N/A
2114.000	-29.96	5.33	-25.0	-4.96	243.00	Horizontal	Horizontal	N/A
2501.700	-41.57	8.55	-25.0	-16.57	360.00	Horizontal	Horizontal	N/A
2632.100	-31.75	7.96	-25.0	-6.75	197.00	Horizontal	Horizontal	N/A
3422.500	-48.90	5.95	-25.0	-23.90	360.00	Horizontal	Horizontal	Pass
5133.750	-41.75	11.04	-25.0	-16.75	105.00	Horizontal	Horizontal	Pass

RSE-H&V CH20050 20M 1RB LOW CH20850 20M 1RB LOW



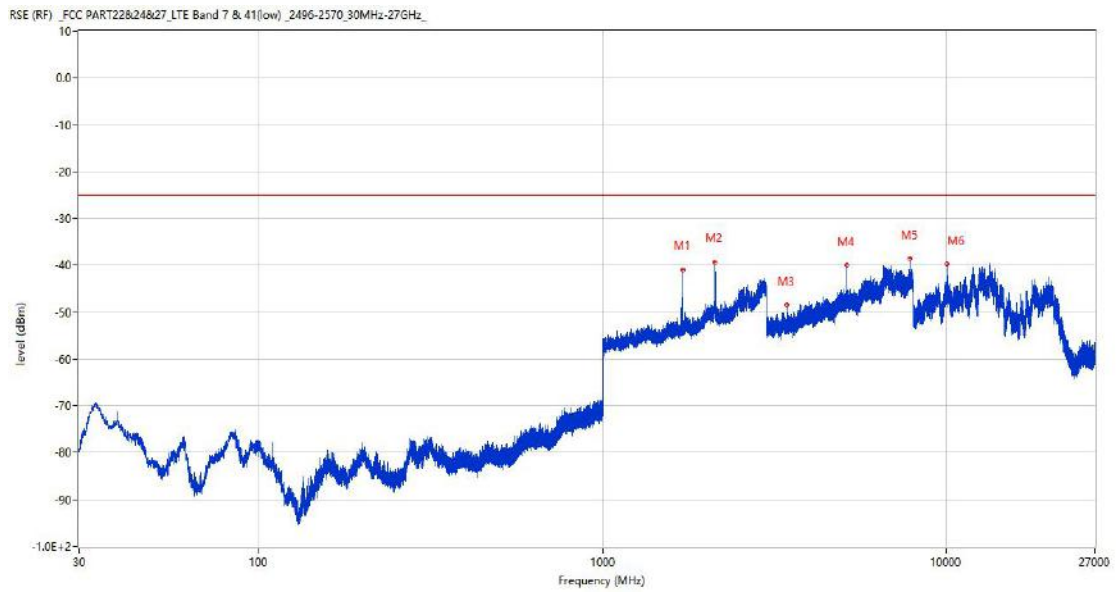
Frequency (MHz)	Result (dBm)	Factor (dB)	PK Limit (dBm)	Over Limit (dB)	Table (o)	ANT	EUT	Verdict
1697.300	-29.99	1.65	-25.0	-4.99	194.00	Horizontal	Vertical	N/A
2117.400	-29.93	5.16	-25.0	-4.93	85.00	Horizontal	Vertical	N/A
2625.100	-34.29	7.83	-25.0	-9.29	144.00	Horizontal	Vertical	N/A
3423.000	-46.50	5.91	-25.0	-21.50	220.00	Horizontal	Vertical	Pass
5134.000	-39.03	11.05	-25.0	-14.03	220.00	Horizontal	Vertical	Pass
10004.975	-39.81	11.03	-25.0	-14.81	73.00	Horizontal	Vertical	Pass

RSE-V&V CH20050 20M 1RB LOW CH20850 20M 1RB LOW



Frequency (MHz)	Result (dBm)	Factor (dB)	PK Limit (dBm)	Over Limit (dB)	Table (o)	ANT	EUT	Verdict
1711.900	-35.32	1.88	-25.0	-10.32	83.00	Vertical	Vertical	N/A
2114.700	-41.47	5.22	-25.0	-16.47	141.00	Vertical	Vertical	N/A
2635.900	-43.46	8.52	-25.0	-18.46	151.00	Vertical	Vertical	N/A
5133.500	-41.88	11.03	-25.0	-16.88	1.00	Vertical	Vertical	Pass
10004.975	-39.72	11.03	-25.0	-14.72	254.00	Vertical	Vertical	Pass
12481.388	-38.89	14.55	-25.0	-13.89	233.00	Vertical	Vertical	Pass

RSE-V&H CH20050 20M 1RB LOW CH20850 20M 1RB LOW

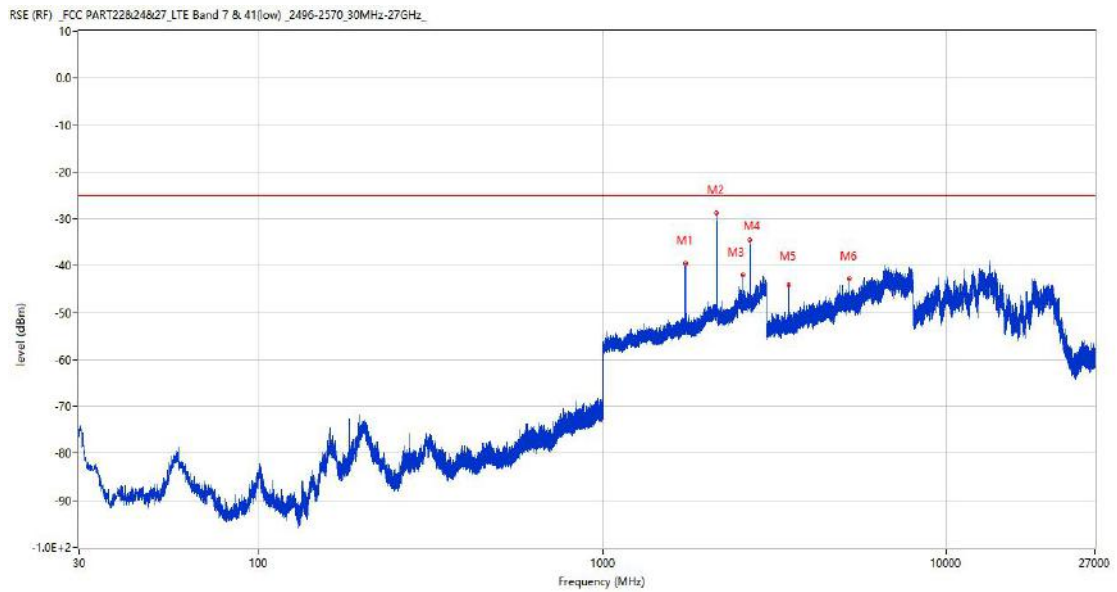


Frequency (MHz)	Result (dBm)	Factor (dB)	PK Limit (dBm)	Over Limit (dB)	Table (o)	ANT	EUT	Verdict
1711.800	-40.86	1.88	-25.0	-15.86	127.00	Vertical	Horizontal	N/A
2118.200	-39.22	5.24	-25.0	-14.22	136.00	Vertical	Horizontal	N/A
3422.750	-48.35	5.93	-25.0	-23.35	56.00	Vertical	Horizontal	Pass
5134.250	-40.02	11.03	-25.0	-15.02	209.00	Vertical	Horizontal	Pass
7811.750	-38.46	16.35	-25.0	-13.46	100.00	Vertical	Horizontal	Pass
10004.975	-39.77	11.03	-25.0	-14.77	360.00	Vertical	Horizontal	Pass



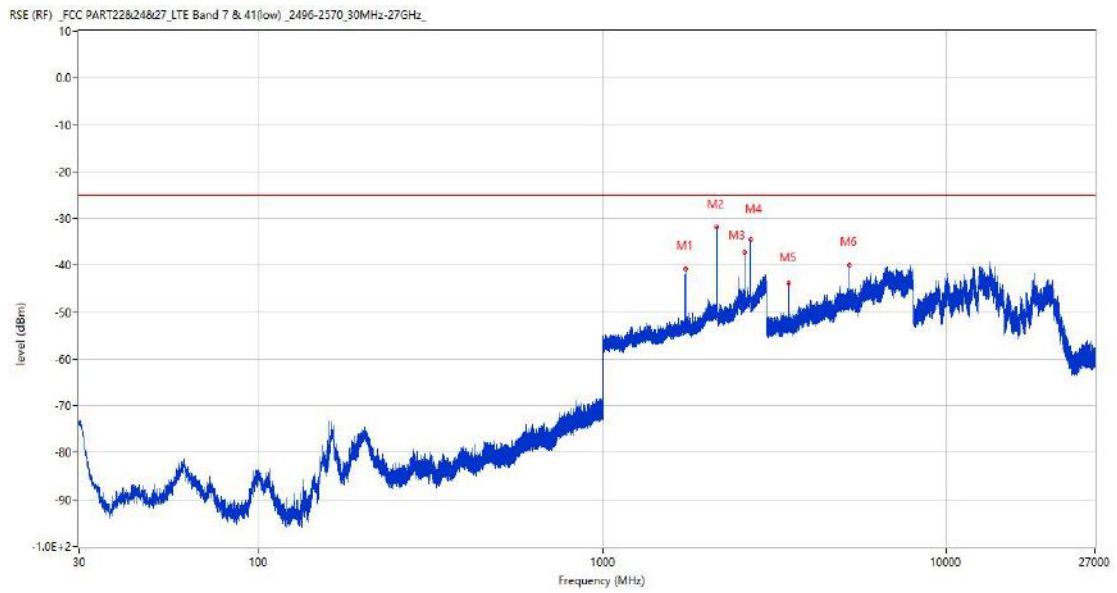
### 16.4 CA\_4A-7A 20MHz+20MHz, QPSK, High Channel

RSE-H&H CH20300 20M 1RB LOW CH21350 20M 1RB LOW



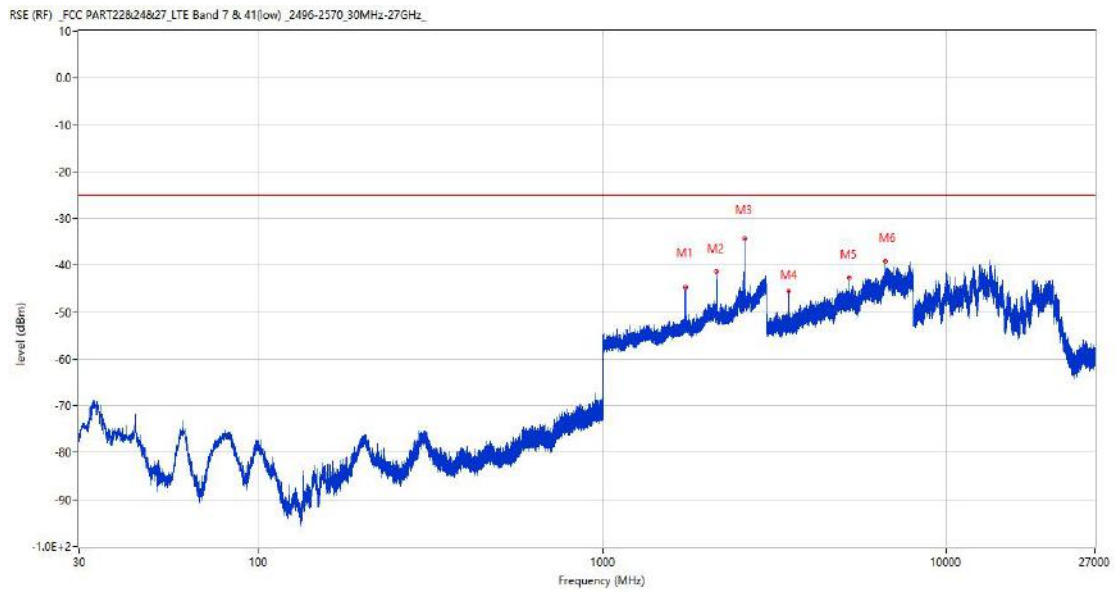
Frequency (MHz)	Result (dBm)	Factor (dB)	PK Limit (dBm)	Over Limit (dB)	Table (o)	ANT	EUT	Verdict
1736.700	-39.55	2.04	-25.0	-14.55	355.00	Horizontal	Horizontal	N/A
2142.400	-28.76	4.37	-25.0	-3.76	246.00	Horizontal	Horizontal	N/A
2552.100	-41.92	8.24	-25.0	-16.92	188.00	Horizontal	Horizontal	N/A
2678.600	-34.64	8.88	-25.0	-9.64	322.00	Horizontal	Horizontal	N/A
3472.750	-44.15	7.14	-25.0	-19.15	360.00	Horizontal	Horizontal	Pass
5209.250	-42.76	10.42	-25.0	-17.76	95.00	Horizontal	Horizontal	Pass

RSE-H&V CH20300 20M 1RB LOW CH21350 20M 1RB LOW



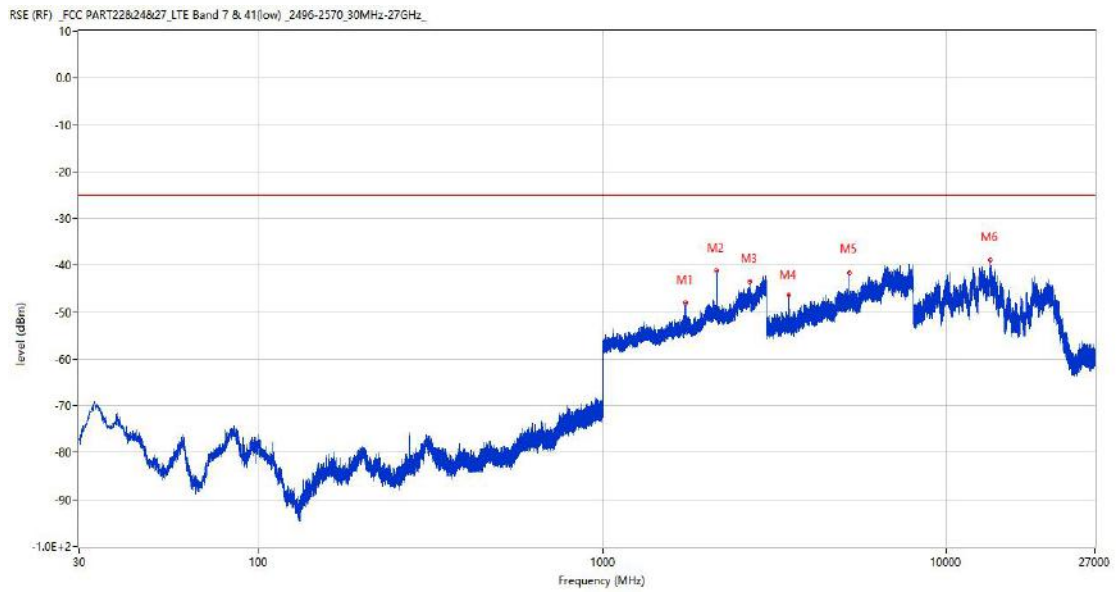
Frequency (MHz)	Result (dBm)	Factor (dB)	PK Limit (dBm)	Over Limit (dB)	Table (o)	ANT	EUT	Verdict
1736.800	-40.80	2.04	-25.0	-15.80	194.00	Horizontal	Vertical	N/A
2143.400	-31.78	4.40	-25.0	-6.78	103.00	Horizontal	Vertical	N/A
2580.600	-37.15	8.60	-25.0	-12.15	1.00	Horizontal	Vertical	N/A
2687.200	-34.62	8.01	-25.0	-9.62	202.00	Horizontal	Vertical	N/A
3472.750	-43.80	7.14	-25.0	-18.80	27.00	Horizontal	Vertical	Pass
5209.000	-39.85	10.42	-25.0	-14.85	106.00	Horizontal	Vertical	Pass

RSE-V&V CH20300 20M 1RB LOW CH21350 20M 1RB LOW



Frequency (MHz)	Result (dBm)	Factor (dB)	PK Limit (dBm)	Over Limit (dB)	Table (o)	ANT	EUT	Verdict
1736.600	-44.78	2.04	-25.0	-19.78	46.00	Vertical	Vertical	N/A
2139.400	-41.35	4.47	-25.0	-16.35	323.00	Vertical	Vertical	N/A
2581.900	-34.24	8.62	-25.0	-9.24	315.00	Vertical	Vertical	N/A
3472.750	-45.57	7.14	-25.0	-20.57	119.00	Vertical	Vertical	Pass
5209.000	-42.69	10.42	-25.0	-17.69	26.00	Vertical	Vertical	Pass
6649.250	-39.19	15.17	-25.0	-14.19	94.00	Vertical	Vertical	Pass

RSE-V&H CH20300 20M 1RB LOW CH21350 20M 1RB LOW



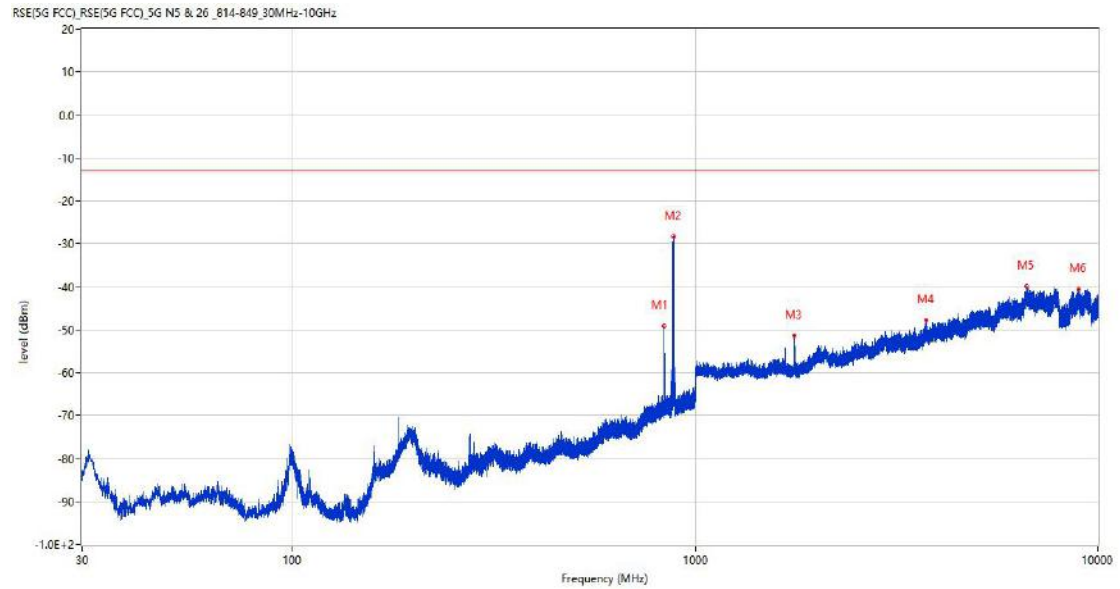
Frequency (MHz)	Result (dBm)	Factor (dB)	PK Limit (dBm)	Over Limit (dB)	Table (o)	ANT	EUT	Verdict
1736.900	-48.07	2.04	-25.0	-23.07	242.00	Vertical	Horizontal	N/A
2140.300	-41.16	4.37	-25.0	-16.16	149.00	Vertical	Horizontal	N/A
2685.500	-43.55	8.14	-25.0	-18.55	157.00	Vertical	Horizontal	N/A
3472.750	-46.25	7.14	-25.0	-21.25	83.00	Vertical	Horizontal	Pass
5208.750	-41.60	10.40	-25.0	-16.60	214.00	Vertical	Horizontal	Pass
13353.750	-38.82	16.58	-25.0	-13.82	76.00	Vertical	Horizontal	Pass

NR

17 n5

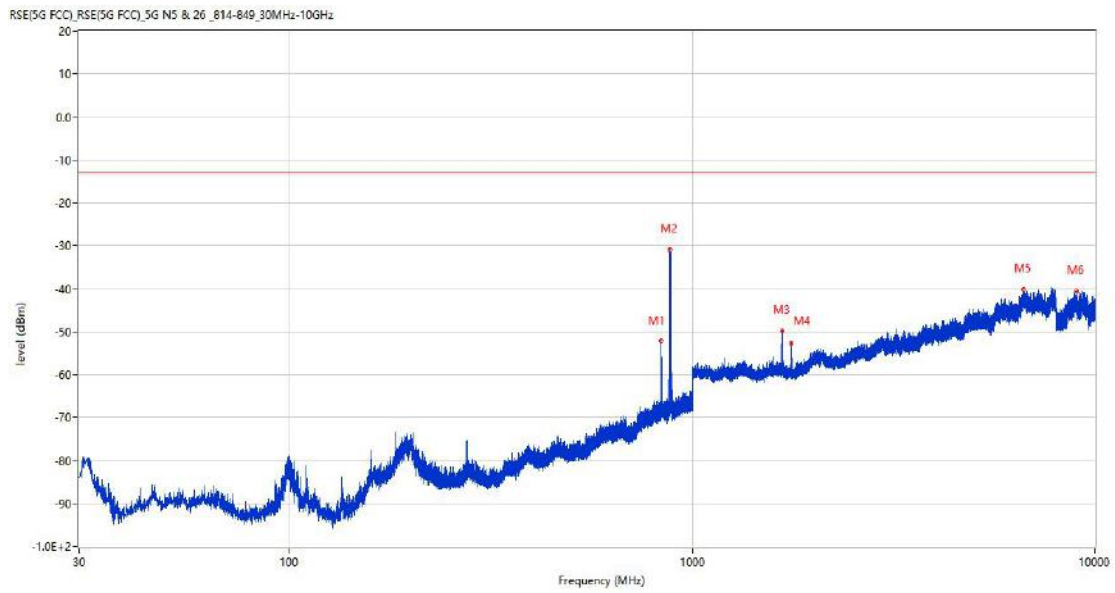
17.1 n5 BW5, PI/2 BPSK, Middle Channel

RSE-H&H n5 BW5 CH176300



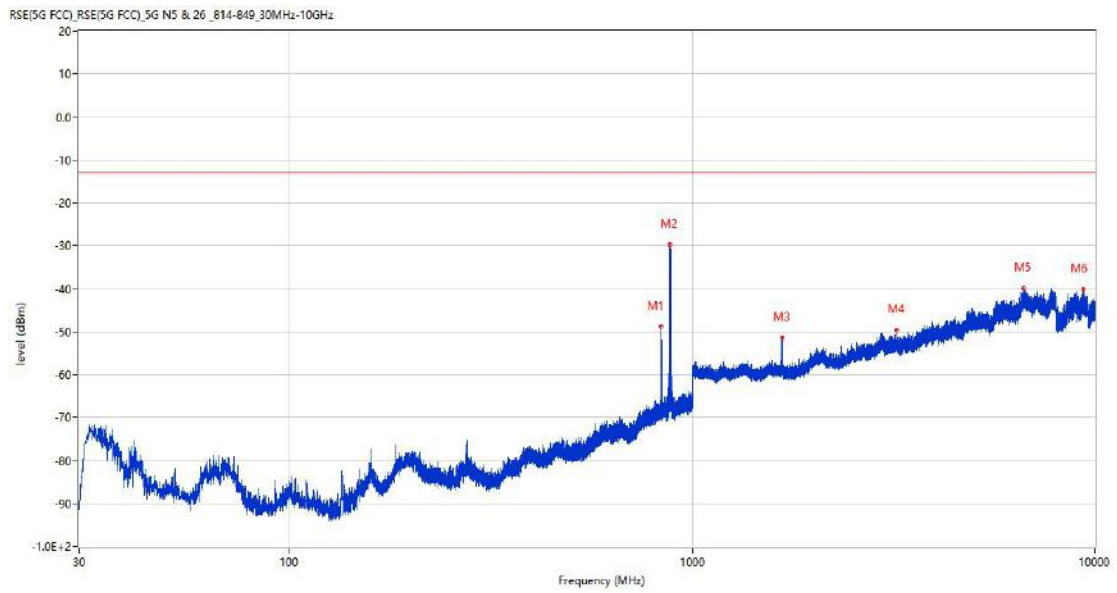
Frequency (MHz)	Result (dBm)	Factor (dB)	PK Limit (dBm)	Over Limit (dB)	Table (o)	ANT	EUT	Verdict
837.234	-49.07	4.80	-13.0	-36.07	153.00	Horizontal	Horizontal	N/A
881.999	-28.34	4.17	-13.0	-15.34	158.00	Horizontal	Horizontal	N/A
1765.000	-51.36	-4.71	-13.0	-38.36	259.00	Horizontal	Horizontal	Pass
3740.250	-47.73	7.43	-13.0	-34.73	300.00	Horizontal	Horizontal	Pass
6649.250	-39.93	15.17	-13.0	-26.93	172.00	Horizontal	Horizontal	Pass
8969.600	-40.62	13.57	-13.0	-27.62	322.00	Horizontal	Horizontal	Pass

RSE-H&V n5 BW5 CH176300



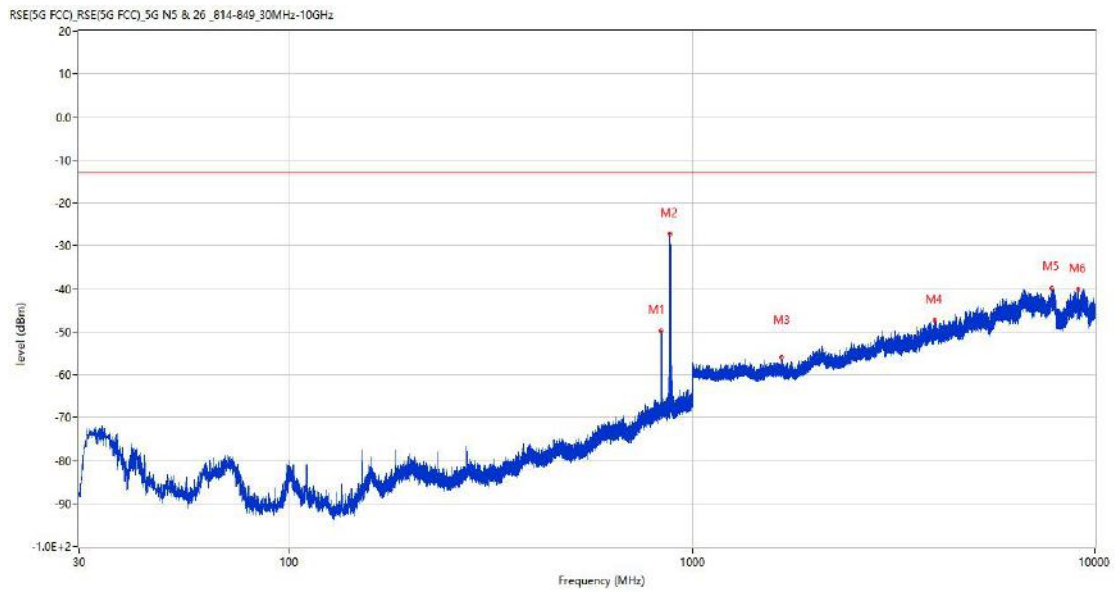
Frequency (MHz)	Result (dBm)	Factor (dB)	PK Limit (dBm)	Over Limit (dB)	Table (o)	ANT	EUT	Verdict
837.282	-52.01	4.80	-13.0	-39.01	359.00	Horizontal	Vertical	N/A
880.254	-30.84	4.19	-13.0	-17.84	83.00	Horizontal	Vertical	N/A
1677.600	-49.89	-4.47	-13.0	-36.89	322.00	Horizontal	Vertical	Pass
1762.500	-52.84	-4.62	-13.0	-39.84	260.00	Horizontal	Vertical	Pass
6634.750	-40.14	14.92	-13.0	-27.14	166.00	Horizontal	Vertical	Pass
8979.401	-40.51	13.58	-13.0	-27.51	323.00	Horizontal	Vertical	Pass

RSE-V&V n5 BW5 CH176300



Frequency (MHz)	Result (dBm)	Factor (dB)	PK Limit (dBm)	Over Limit (dB)	Table (o)	ANT	EUT	Verdict
834.421	-48.60	4.69	-13.0	-35.60	99.00	Vertical	Vertical	N/A
880.302	-29.63	4.18	-13.0	-16.63	293.00	Vertical	Vertical	N/A
1674.300	-51.47	-4.54	-13.0	-38.47	163.00	Vertical	Vertical	Pass
3222.000	-49.70	6.59	-13.0	-36.70	89.00	Vertical	Vertical	Pass
6642.000	-39.83	15.04	-13.0	-26.83	352.00	Vertical	Vertical	Pass
9346.099	-40.18	14.84	-13.0	-27.18	206.00	Vertical	Vertical	Pass

RSE-V&H n5 BW5 CH176300

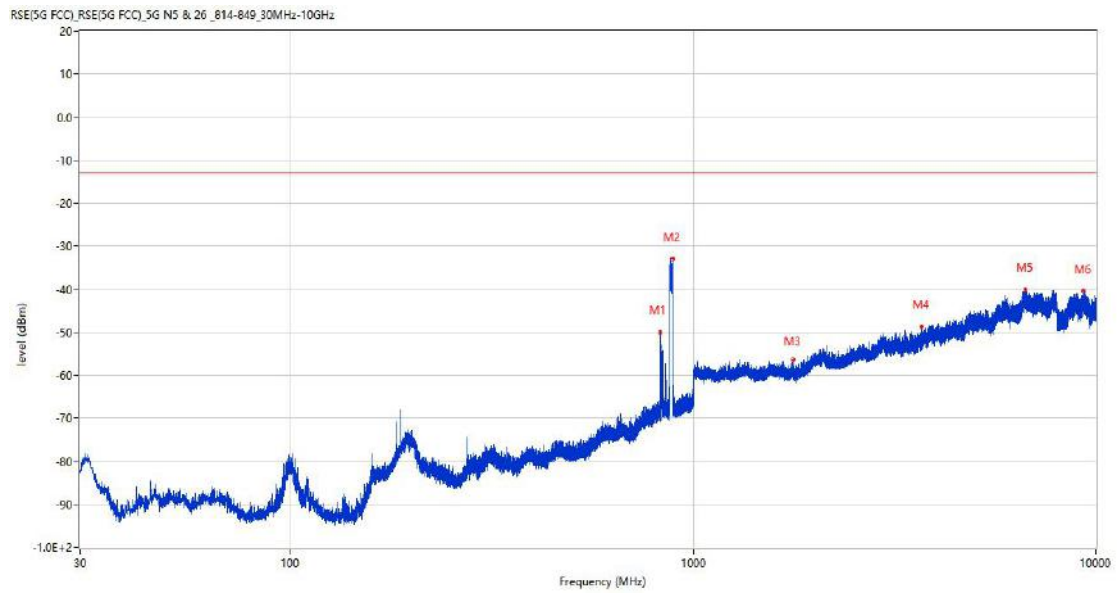


Frequency (MHz)	Result (dBm)	Factor (dB)	PK Limit (dBm)	Over Limit (dB)	Table (o)	ANT	EUT	Verdict
837.234	-49.83	4.80	-13.0	-36.83	312.00	Vertical	Horizontal	N/A
880.932	-27.18	4.17	-13.0	-14.18	201.00	Vertical	Horizontal	N/A
1669.500	-55.88	-4.23	-13.0	-42.88	87.00	Vertical	Horizontal	Pass
4007.250	-47.29	9.10	-13.0	-34.29	93.00	Vertical	Horizontal	Pass
7807.250	-39.90	16.22	-13.0	-26.90	235.00	Vertical	Horizontal	Pass
9107.299	-40.21	13.35	-13.0	-27.21	263.00	Vertical	Horizontal	Pass



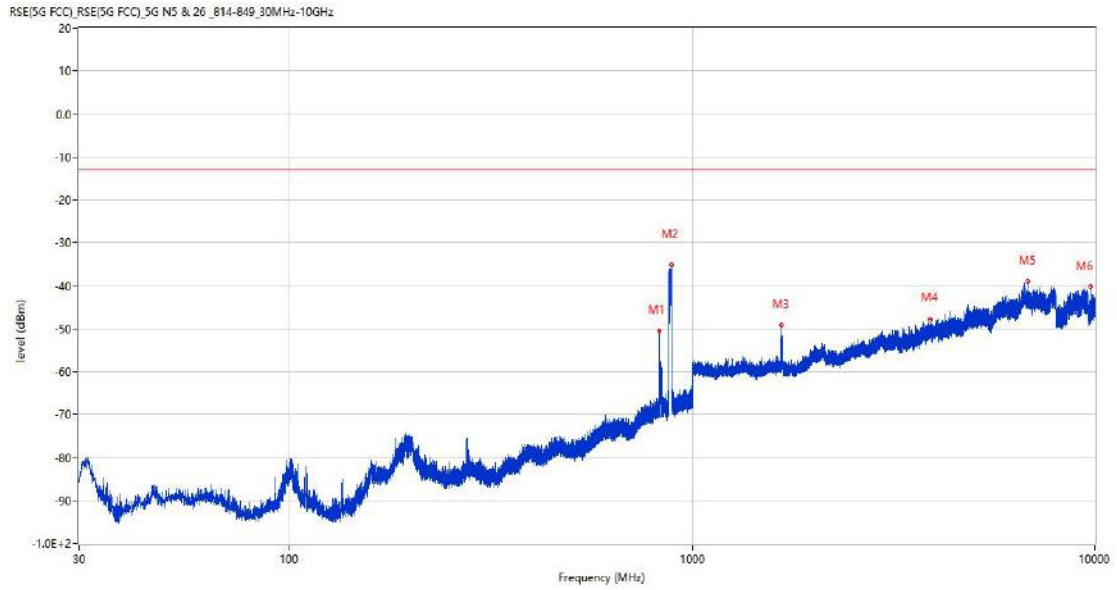
### 17.2 n5 BW15, PI/2 BPSK, Middle Channel

RSE-H&H n5 BW15 CH176300



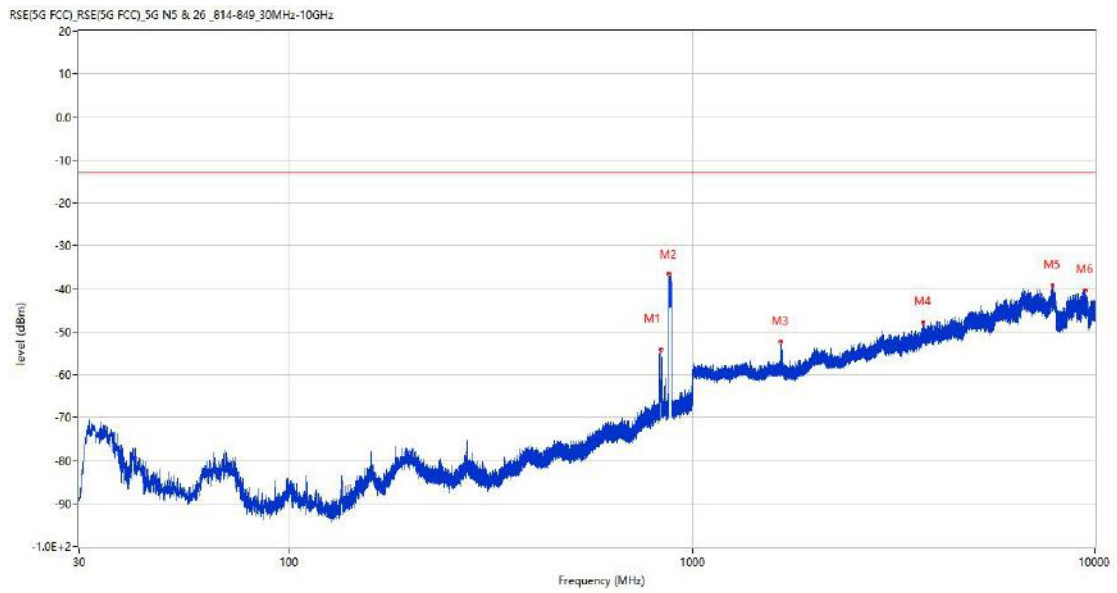
Frequency (MHz)	Result (dBm)	Factor (dB)	PK Limit (dBm)	Over Limit (dB)	Table (o)	ANT	EUT	Verdict
829.474	-49.95	4.49	-13.0	-36.95	173.00	Horizontal	Horizontal	N/A
886.122	-32.84	4.38	-13.0	-19.84	97.00	Horizontal	Horizontal	N/A
1766.400	-56.33	-4.46	-13.0	-43.33	255.00	Horizontal	Horizontal	Pass
3684.500	-48.77	7.10	-13.0	-35.77	339.00	Horizontal	Horizontal	Pass
6675.500	-40.05	14.56	-13.0	-27.05	326.00	Horizontal	Horizontal	Pass
9338.000	-40.26	14.93	-13.0	-27.26	49.00	Horizontal	Horizontal	Pass

RSE-H&V n5 BW15 CH176300



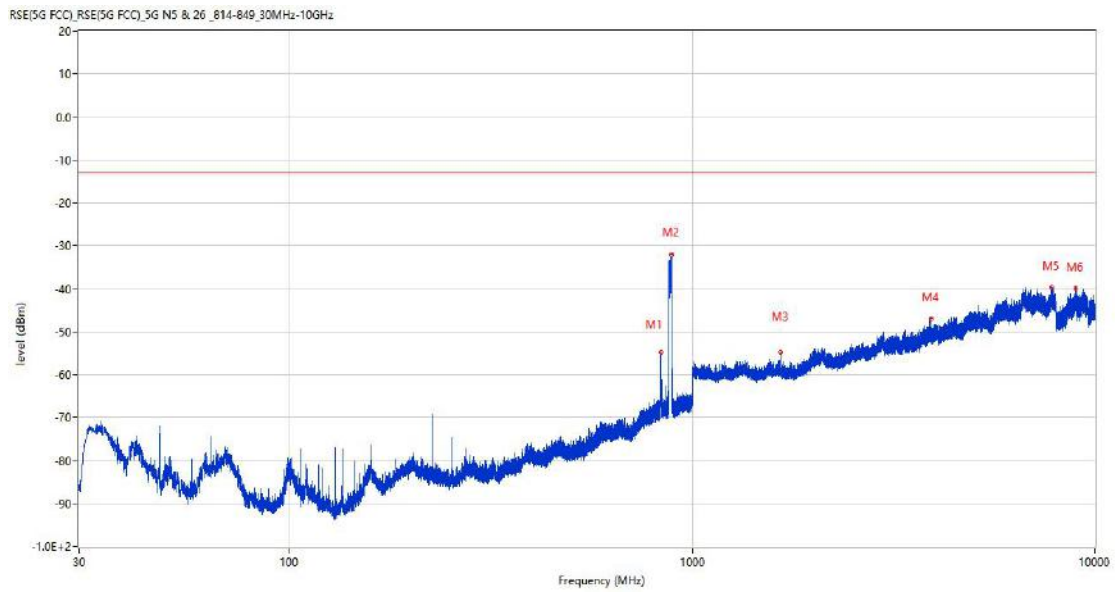
Frequency (MHz)	Result (dBm)	Factor (dB)	PK Limit (dBm)	Over Limit (dB)	Table (o)	ANT	EUT	Verdict
829.425	-50.61	4.49	-13.0	-37.61	0.00	Horizontal	Vertical	N/A
886.753	-35.12	4.33	-13.0	-22.12	66.00	Horizontal	Vertical	N/A
1668.000	-49.24	-4.35	-13.0	-36.24	326.00	Horizontal	Vertical	Pass
3895.500	-47.75	9.11	-13.0	-34.75	140.00	Horizontal	Vertical	Pass
6804.750	-39.04	14.45	-13.0	-26.04	176.00	Horizontal	Vertical	Pass
9758.800	-40.12	12.14	-13.0	-27.12	295.00	Horizontal	Vertical	Pass

RSE-V&V n5 BW15 CH176300



Frequency (MHz)	Result (dBm)	Factor (dB)	PK Limit (dBm)	Over Limit (dB)	Table (o)	ANT	EUT	Verdict
837.185	-54.20	4.80	-13.0	-41.20	109.00	Vertical	Vertical	N/A
874.530	-36.53	4.36	-13.0	-23.53	0.00	Vertical	Vertical	N/A
1659.600	-52.28	-4.18	-13.0	-39.28	163.00	Vertical	Vertical	Pass
3751.500	-47.90	8.02	-13.0	-34.90	169.00	Vertical	Vertical	Pass
7835.500	-39.28	15.35	-13.0	-26.28	180.00	Vertical	Vertical	Pass
9482.900	-40.26	13.19	-13.0	-27.26	360.00	Vertical	Vertical	Pass

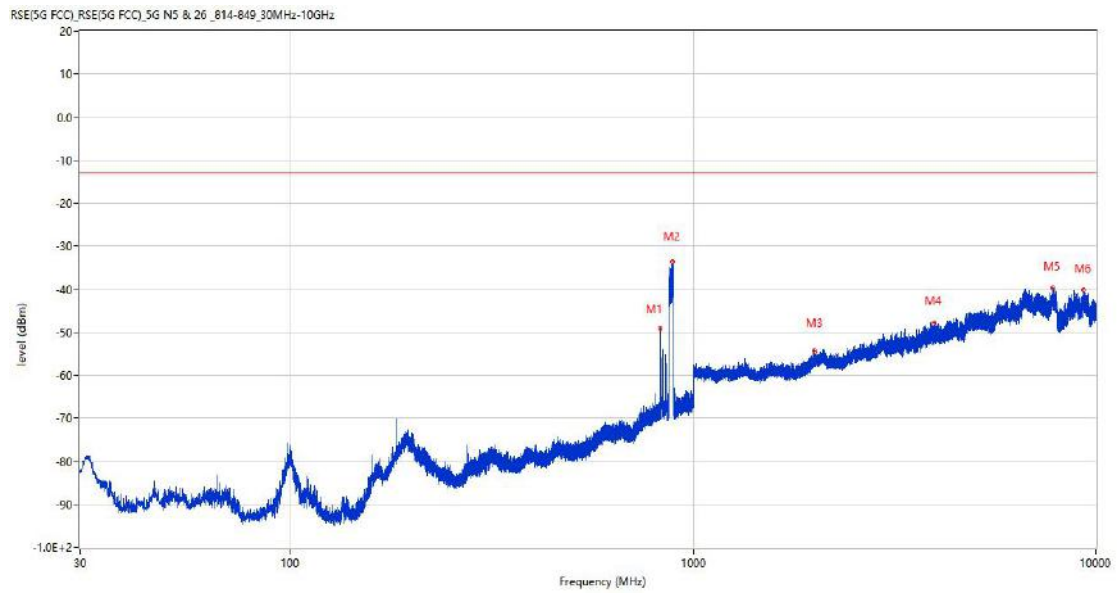
RSE-V&H n5 BW15 CH176300



Frequency (MHz)	Result (dBm)	Factor (dB)	PK Limit (dBm)	Over Limit (dB)	Table (o)	ANT	EUT	Verdict
835.488	-54.74	4.73	-13.0	-41.74	320.00	Vertical	Horizontal	N/A
887.092	-31.90	4.38	-13.0	-18.90	312.00	Vertical	Horizontal	N/A
1659.700	-54.89	-4.20	-13.0	-41.89	162.00	Vertical	Horizontal	Pass
3915.250	-46.98	9.20	-13.0	-33.98	40.00	Vertical	Horizontal	Pass
7820.750	-39.62	16.09	-13.0	-26.62	155.00	Vertical	Horizontal	Pass
8944.900	-39.85	13.61	-13.0	-26.85	244.00	Vertical	Horizontal	Pass

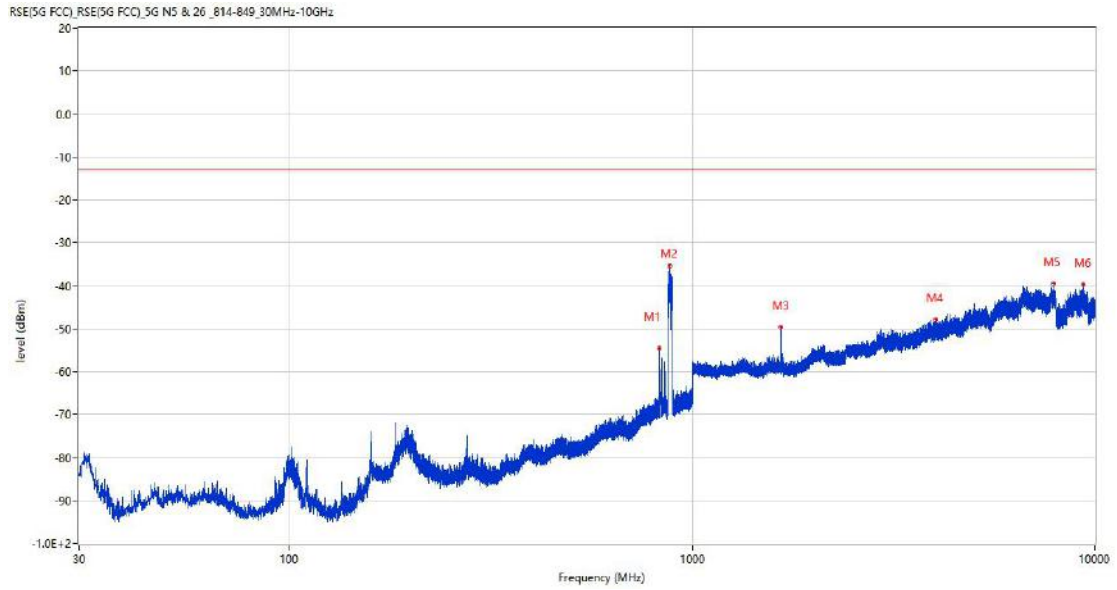
### 17.3 n5 BW20, PI/2 BPSK, Middle Channel

RSE-H&H n5 BW20 CH176300



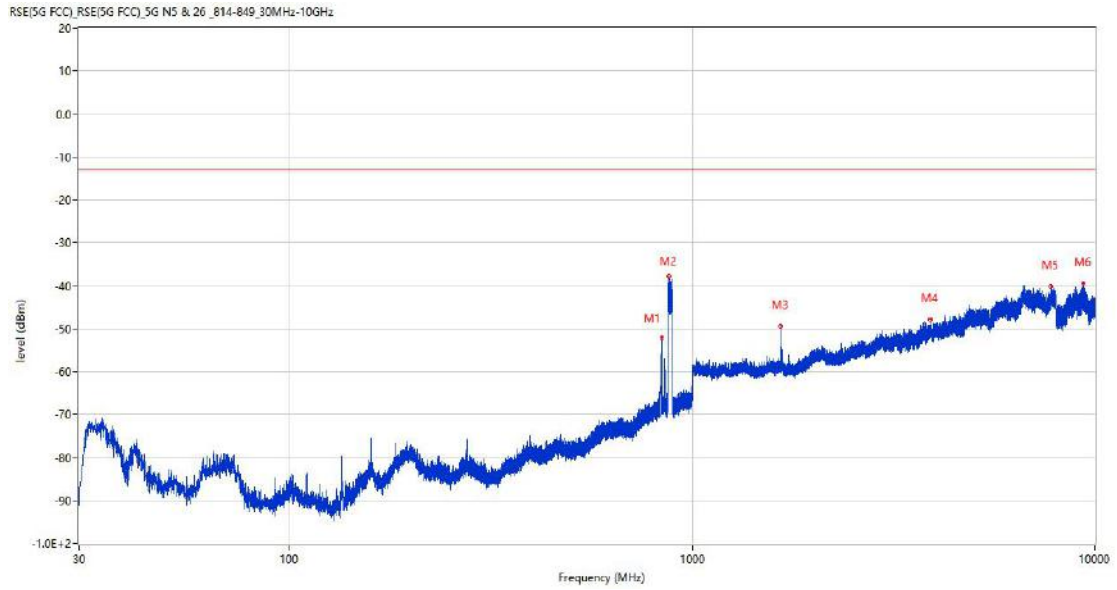
Frequency (MHz)	Result (dBm)	Factor (dB)	PK Limit (dBm)	Over Limit (dB)	Table (o)	ANT	EUT	Verdict
827.001	-49.16	4.39	-13.0	-36.16	154.00	Horizontal	Horizontal	N/A
889.468	-33.56	4.61	-13.0	-20.56	265.00	Horizontal	Horizontal	N/A
1999.600	-54.41	-1.69	-13.0	-41.41	73.00	Horizontal	Horizontal	Pass
3959.250	-47.73	8.84	-13.0	-34.73	270.00	Horizontal	Horizontal	Pass
7822.250	-39.71	16.12	-13.0	-26.71	72.00	Horizontal	Horizontal	Pass
9298.000	-40.05	15.30	-13.0	-27.05	95.00	Horizontal	Horizontal	Pass

RSE-H&V n5 BW20 CH176300



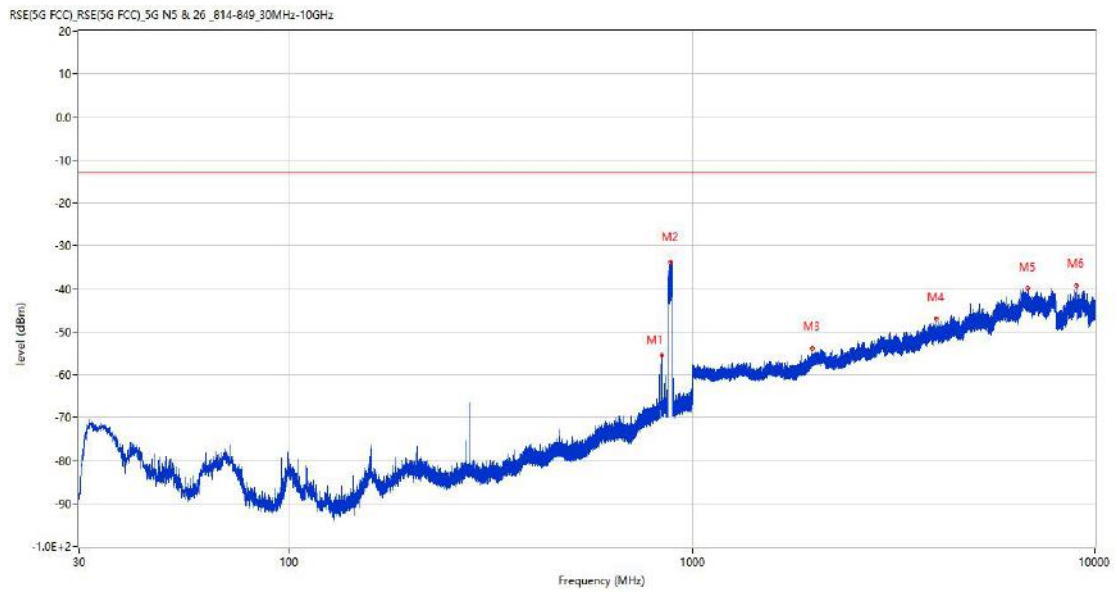
Frequency (MHz)	Result (dBm)	Factor (dB)	PK Limit (dBm)	Over Limit (dB)	Table (o)	ANT	EUT	Verdict
827.001	-54.64	4.39	-13.0	-41.64	326.00	Horizontal	Vertical	N/A
880.254	-35.37	4.19	-13.0	-22.37	71.00	Horizontal	Vertical	N/A
1654.800	-49.67	-4.16	-13.0	-36.67	302.00	Horizontal	Vertical	Pass
4028.500	-47.85	9.20	-13.0	-34.85	256.00	Horizontal	Vertical	Pass
7875.250	-39.49	15.05	-13.0	-26.49	191.00	Horizontal	Vertical	Pass
9354.900	-39.63	14.67	-13.0	-26.63	214.00	Horizontal	Vertical	Pass

RSE-V&V n5 BW20 CH176300



Frequency (MHz)	Result (dBm)	Factor (dB)	PK Limit (dBm)	Over Limit (dB)	Table (o)	ANT	EUT	Verdict
839.950	-52.02	4.91	-13.0	-39.02	116.00	Vertical	Vertical	N/A
875.452	-37.92	4.21	-13.0	-24.92	352.00	Vertical	Vertical	N/A
1655.000	-49.46	-4.16	-13.0	-36.46	331.00	Vertical	Vertical	Pass
3896.500	-47.75	9.17	-13.0	-34.75	136.00	Vertical	Vertical	Pass
7791.750	-40.21	15.60	-13.0	-27.21	38.00	Vertical	Vertical	Pass
9344.900	-39.47	14.86	-13.0	-26.47	154.00	Vertical	Vertical	Pass

RSE-V&H n5 BW20 CH176300

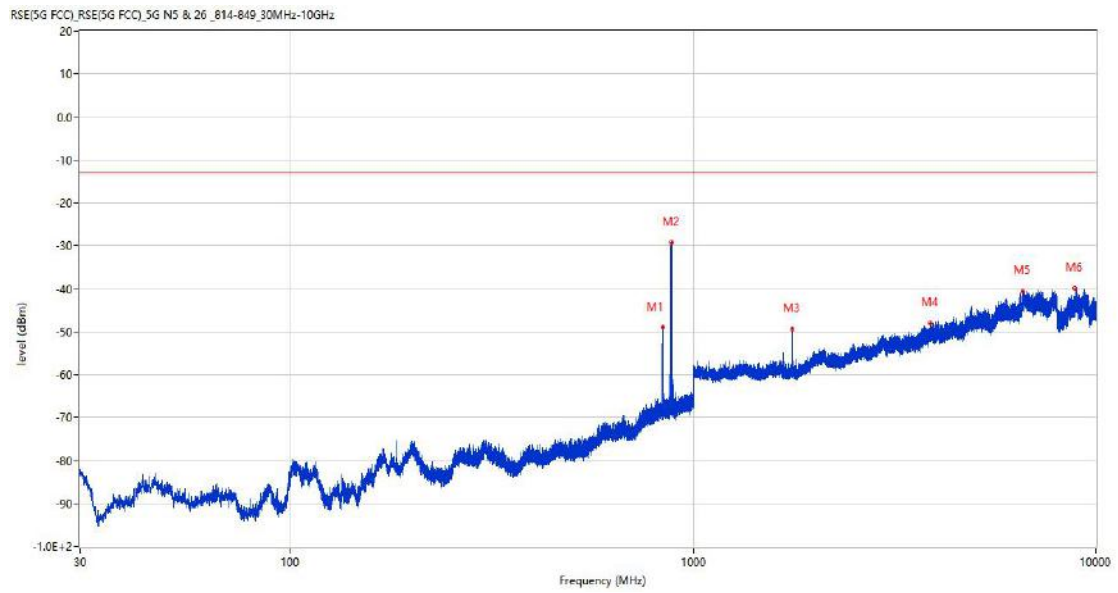


Frequency (MHz)	Result (dBm)	Factor (dB)	PK Limit (dBm)	Over Limit (dB)	Table (o)	ANT	EUT	Verdict
839.853	-55.50	4.91	-13.0	-42.50	304.00	Vertical	Horizontal	N/A
881.903	-33.69	4.17	-13.0	-20.69	199.00	Vertical	Horizontal	N/A
1991.300	-53.87	-1.99	-13.0	-40.87	134.00	Vertical	Horizontal	Pass
4034.500	-46.83	9.23	-13.0	-33.83	151.00	Vertical	Horizontal	Pass
6835.000	-39.91	14.22	-13.0	-26.91	126.00	Vertical	Horizontal	Pass
8981.200	-39.19	13.58	-13.0	-26.19	0.00	Vertical	Horizontal	Pass



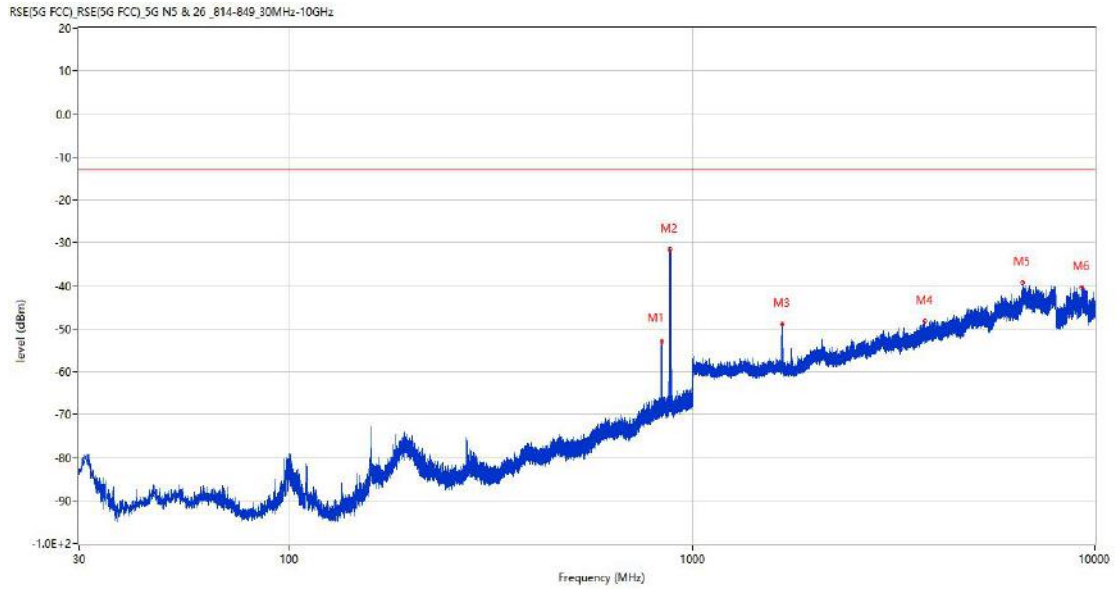
### 17.4 n5 BW5, QPSK, Middle Channel

RSE-H&H n5 BW5 CH176300



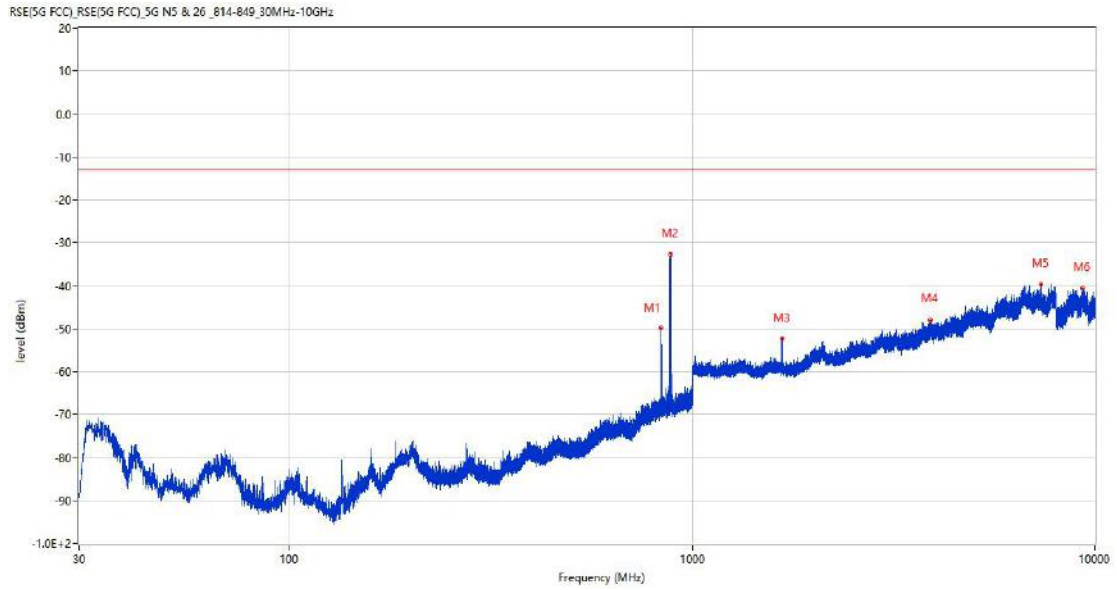
Frequency (MHz)	Result (dBm)	Factor (dB)	PK Limit (dBm)	Over Limit (dB)	Table (o)	ANT	EUT	Verdict
838.592	-48.95	4.86	-13.0	-35.95	263.00	Horizontal	Horizontal	N/A
883.551	-29.30	4.18	-13.0	-16.30	309.00	Horizontal	Horizontal	N/A
1763.800	-49.34	-4.47	-13.0	-36.34	264.00	Horizontal	Horizontal	Pass
3873.250	-47.94	8.92	-13.0	-34.94	223.00	Horizontal	Horizontal	Pass
6578.750	-40.60	14.25	-13.0	-27.60	212.00	Horizontal	Horizontal	Pass
8868.901	-39.91	14.54	-13.0	-26.91	129.00	Horizontal	Horizontal	Pass

RSE-H&V n5 BW5 CH176300



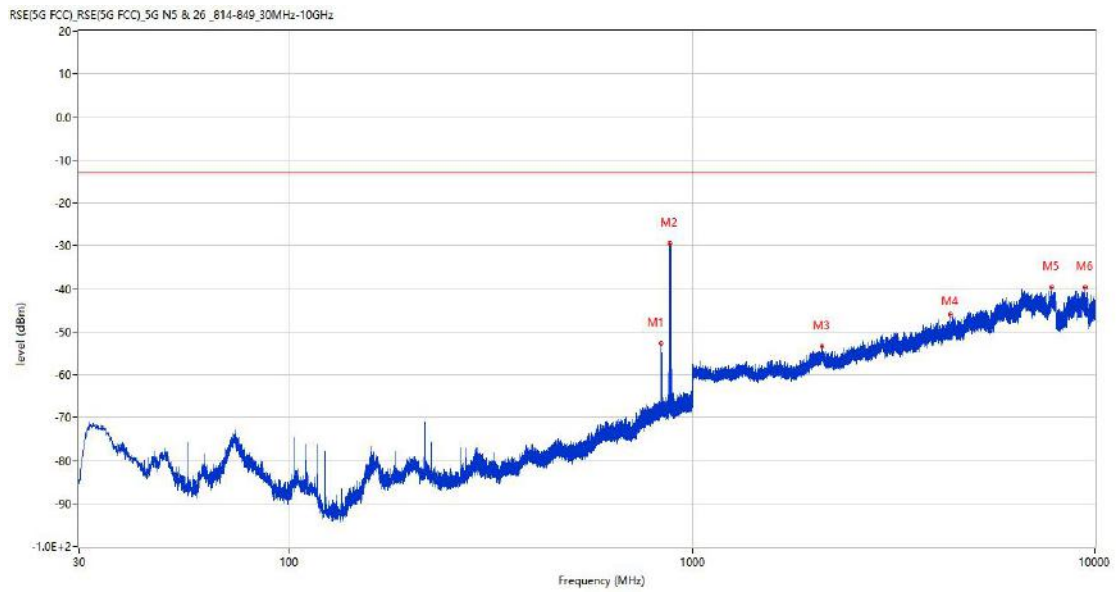
Frequency (MHz)	Result (dBm)	Factor (dB)	PK Limit (dBm)	Over Limit (dB)	Table (o)	ANT	EUT	Verdict
838.446	-53.06	4.85	-13.0	-40.06	269.00	Horizontal	Vertical	N/A
880.738	-31.54	4.17	-13.0	-18.54	66.00	Horizontal	Vertical	N/A
1677.900	-48.94	-4.45	-13.0	-35.94	325.00	Horizontal	Vertical	Pass
3793.250	-48.25	7.92	-13.0	-35.25	15.00	Horizontal	Vertical	Pass
6631.500	-39.13	14.85	-13.0	-26.13	99.00	Horizontal	Vertical	Pass
9296.000	-40.41	15.27	-13.0	-27.41	150.00	Horizontal	Vertical	Pass

RSE-V&V n5 BW5 CH176300



Frequency (MHz)	Result (dBm)	Factor (dB)	PK Limit (dBm)	Over Limit (dB)	Table (o)	ANT	EUT	Verdict
837.234	-49.88	4.80	-13.0	-36.88	121.00	Vertical	Vertical	N/A
881.660	-32.66	4.17	-13.0	-19.66	73.00	Vertical	Vertical	N/A
1674.000	-52.42	-4.51	-13.0	-39.42	172.00	Vertical	Vertical	Pass
3893.500	-48.05	9.15	-13.0	-35.05	46.00	Vertical	Vertical	Pass
7344.500	-39.70	14.48	-13.0	-26.70	9.00	Vertical	Vertical	Pass
9305.600	-40.59	15.28	-13.0	-27.59	129.00	Vertical	Vertical	Pass

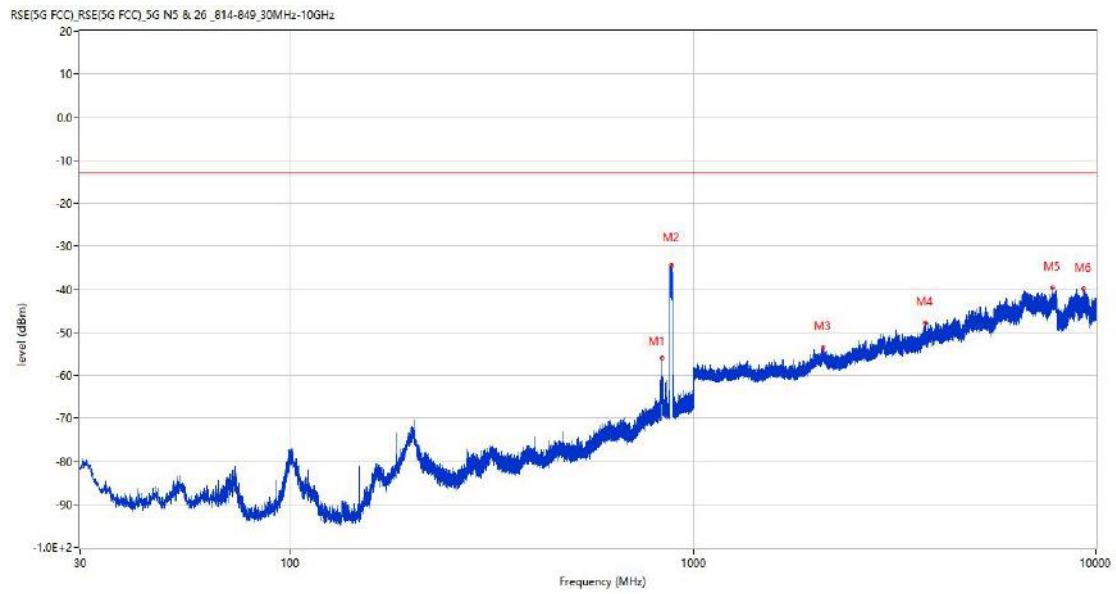
RSE-V&H n5 BW5 CH176300



Frequency (MHz)	Result (dBm)	Factor (dB)	PK Limit (dBm)	Over Limit (dB)	Table (o)	ANT	EUT	Verdict
834.324	-52.84	4.68	-13.0	-39.84	14.00	Vertical	Horizontal	N/A
880.254	-29.50	4.19	-13.0	-16.50	95.00	Vertical	Horizontal	N/A
2100.500	-53.55	-0.05	-13.0	-40.55	272.00	Vertical	Horizontal	Pass
4386.000	-46.04	9.00	-13.0	-33.04	35.00	Vertical	Horizontal	Pass
7805.250	-39.56	16.02	-13.0	-26.56	124.00	Vertical	Horizontal	Pass
9451.099	-39.67	14.19	-13.0	-26.67	27.00	Vertical	Horizontal	Pass

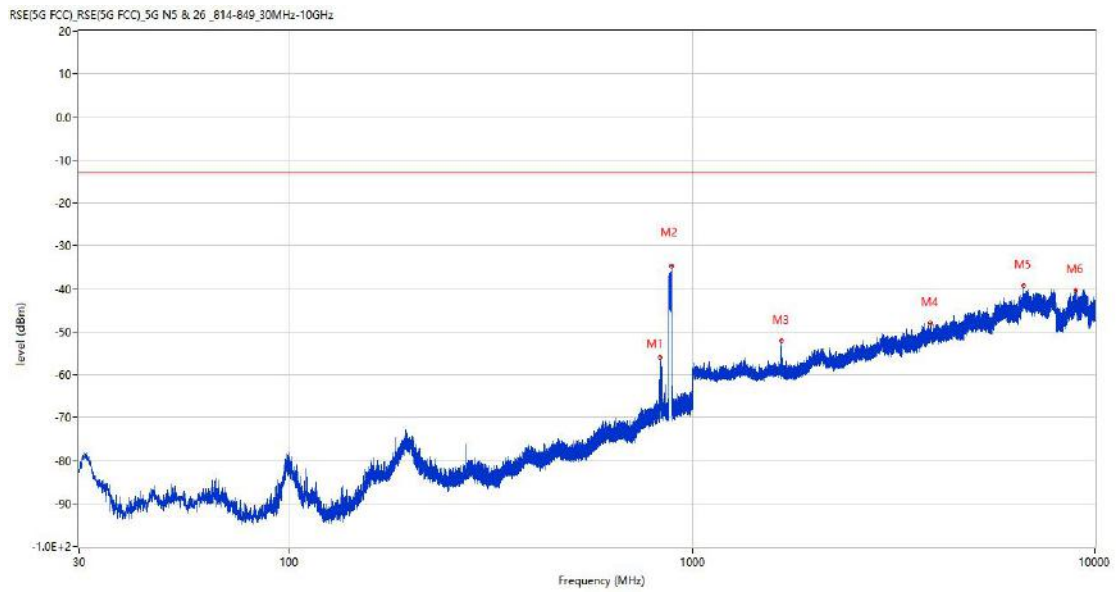
### 17.5 n5 BW15, QPSK, Middle Channel

RSE-H&H n5 BW15 CH176300



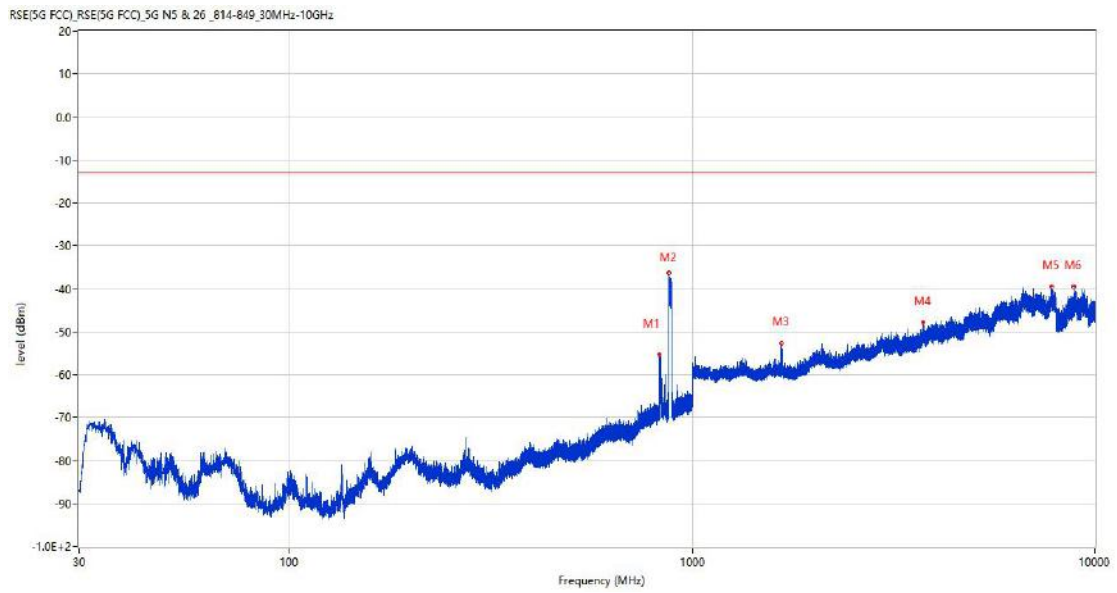
Frequency (MHz)	Result (dBm)	Factor (dB)	PK Limit (dBm)	Over Limit (dB)	Table (o)	ANT	EUT	Verdict
836.555	-55.94	4.77	-13.0	-42.94	154.00	Horizontal	Horizontal	N/A
882.242	-34.55	4.17	-13.0	-21.55	282.00	Horizontal	Horizontal	N/A
2097.300	-53.61	-0.22	-13.0	-40.61	126.00	Horizontal	Horizontal	Pass
3771.500	-47.84	8.72	-13.0	-34.84	134.00	Horizontal	Horizontal	Pass
7809.500	-39.76	16.24	-13.0	-26.76	347.00	Horizontal	Horizontal	Pass
9322.100	-39.94	15.10	-13.0	-26.94	237.00	Horizontal	Horizontal	Pass

RSE-H&V n5 BW15 CH176300



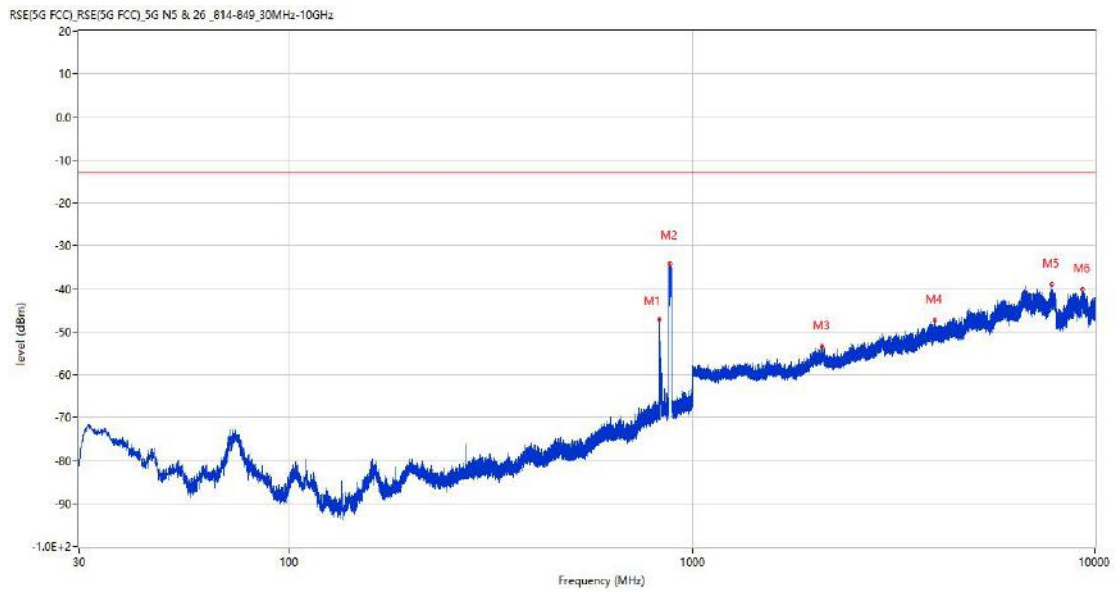
Frequency (MHz)	Result (dBm)	Factor (dB)	PK Limit (dBm)	Over Limit (dB)	Table (o)	ANT	EUT	Verdict
833.694	-55.88	4.66	-13.0	-42.88	132.00	Horizontal	Vertical	N/A
886.753	-34.66	4.33	-13.0	-21.66	114.00	Horizontal	Vertical	N/A
1668.100	-52.13	-4.34	-13.0	-39.13	168.00	Horizontal	Vertical	Pass
3895.250	-48.05	9.10	-13.0	-35.05	251.00	Horizontal	Vertical	Pass
6642.750	-39.31	15.15	-13.0	-26.31	229.00	Horizontal	Vertical	Pass
8958.000	-40.43	13.56	-13.0	-27.43	101.00	Horizontal	Vertical	Pass

RSE-V&V n5 BW15 CH176300



Frequency (MHz)	Result (dBm)	Factor (dB)	PK Limit (dBm)	Over Limit (dB)	Table (o)	ANT	EUT	Verdict
829.474	-55.16	4.49	-13.0	-42.16	229.00	Vertical	Vertical	N/A
876.810	-36.20	4.01	-13.0	-23.20	305.00	Vertical	Vertical	N/A
1668.300	-52.67	-4.31	-13.0	-39.67	1.00	Vertical	Vertical	Pass
3746.000	-47.87	7.64	-13.0	-34.87	0.00	Vertical	Vertical	Pass
7815.500	-39.43	16.29	-13.0	-26.43	211.00	Vertical	Vertical	Pass
8866.300	-39.46	14.58	-13.0	-26.46	75.00	Vertical	Vertical	Pass

RSE-V&H n5 BW15 CH176300

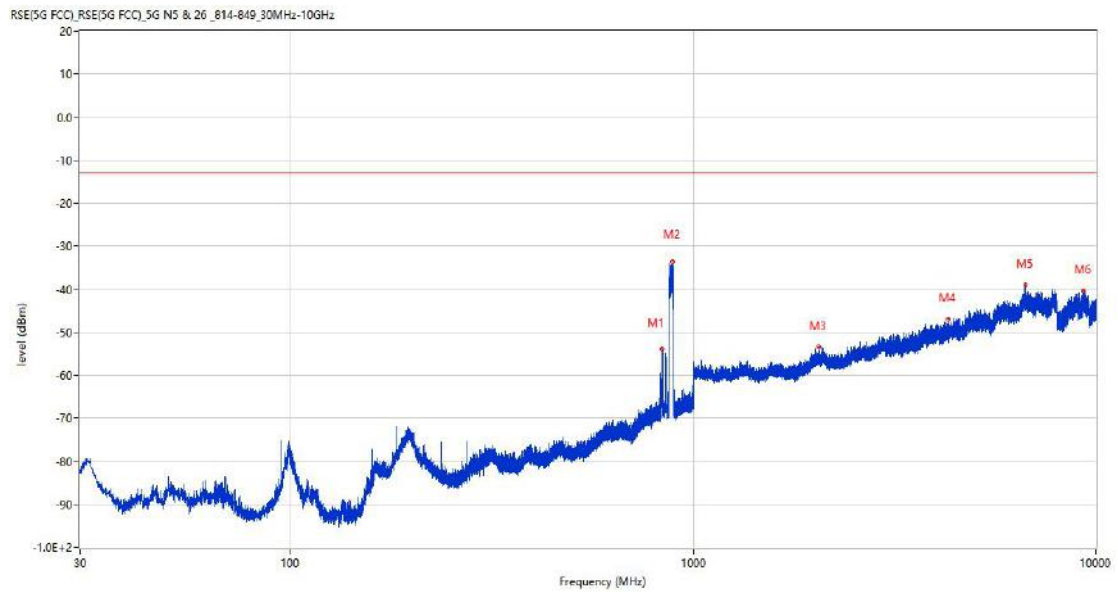


Frequency (MHz)	Result (dBm)	Factor (dB)	PK Limit (dBm)	Over Limit (dB)	Table (o)	ANT	EUT	Verdict
829.522	-47.11	4.49	-13.0	-34.11	314.00	Vertical	Horizontal	N/A
881.030	-34.33	4.17	-13.0	-21.33	293.00	Vertical	Horizontal	N/A
2095.300	-53.52	-0.54	-13.0	-40.52	75.00	Vertical	Horizontal	Pass
4010.250	-47.36	9.14	-13.0	-34.36	39.00	Vertical	Horizontal	Pass
7825.000	-39.08	15.95	-13.0	-26.08	72.00	Vertical	Horizontal	Pass
9328.900	-40.12	15.03	-13.0	-27.12	311.00	Vertical	Horizontal	Pass



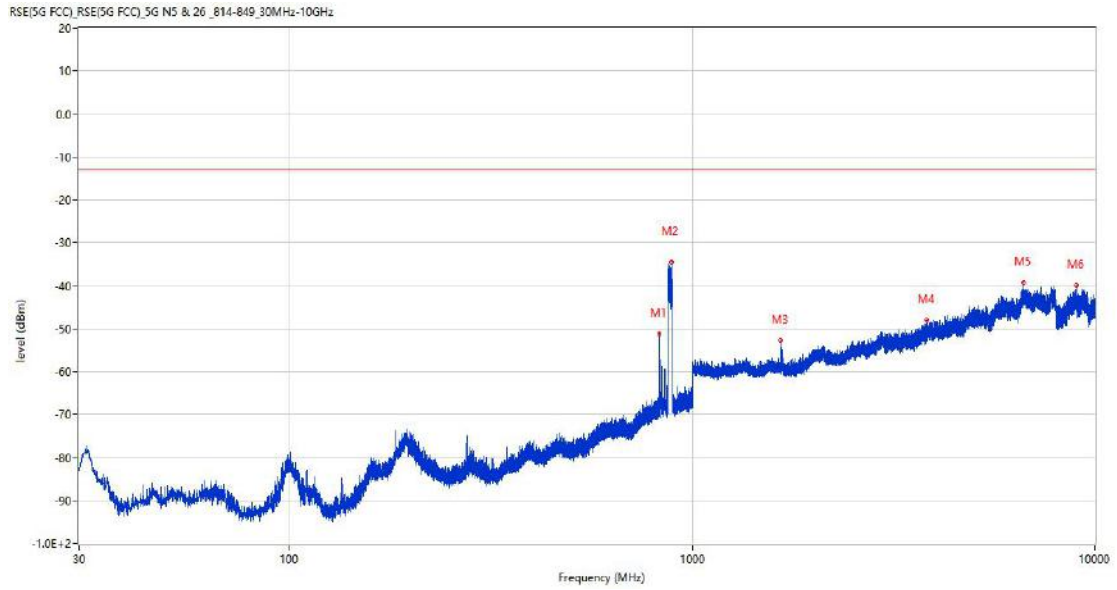
### 17.6 n5 BW20, QPSK, Middle Channel

RSE-H&H n5 BW20 CH531000



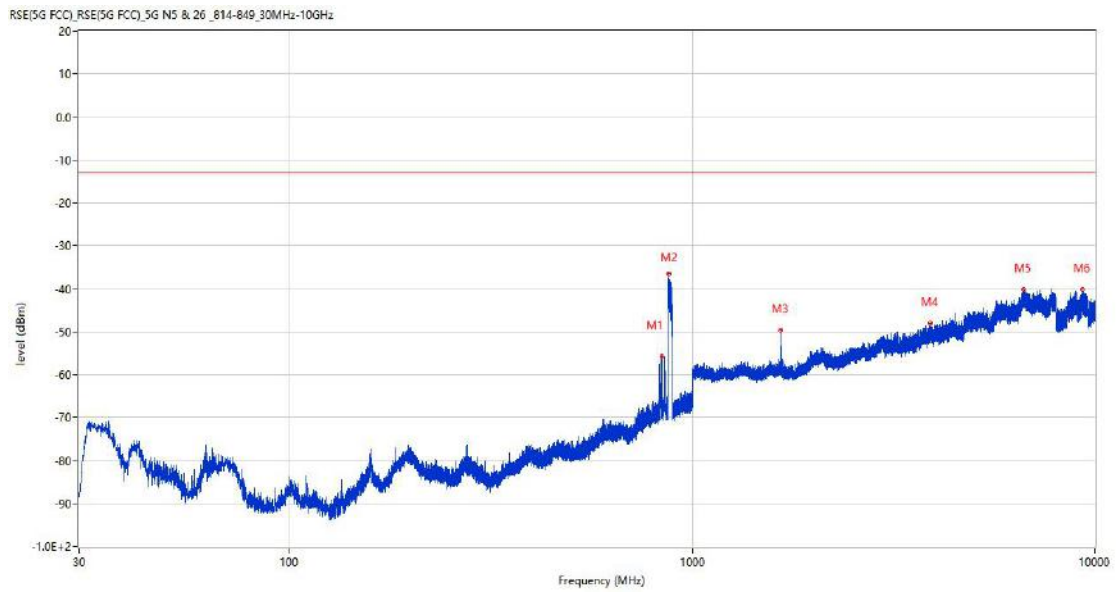
Frequency (MHz)	Result (dBm)	Factor (dB)	PK Limit (dBm)	Over Limit (dB)	Table (o)	ANT	EUT	Verdict
836.846	-53.97	4.79	-13.0	-40.97	136.00	Horizontal	Horizontal	N/A
886.558	-33.45	4.33	-13.0	-20.45	163.00	Horizontal	Horizontal	N/A
2049.000	-53.36	-1.27	-13.0	-40.36	323.00	Horizontal	Horizontal	Pass
4287.750	-46.92	8.53	-13.0	-33.92	141.00	Horizontal	Horizontal	Pass
6694.250	-39.09	14.92	-13.0	-26.09	223.00	Horizontal	Horizontal	Pass
9333.599	-40.40	14.98	-13.0	-27.40	159.00	Horizontal	Horizontal	Pass

RSE-H&V n5 BW20 CH176300



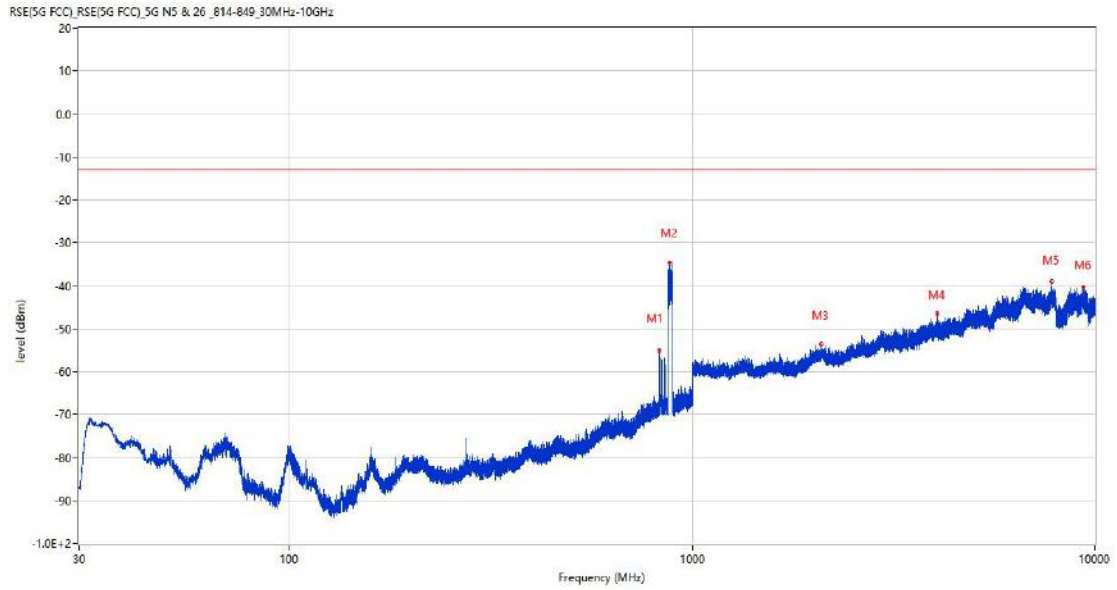
Frequency (MHz)	Result (dBm)	Factor (dB)	PK Limit (dBm)	Over Limit (dB)	Table (o)	ANT	EUT	Verdict
827.001	-51.12	4.39	-13.0	-38.12	280.00	Horizontal	Vertical	N/A
888.741	-34.53	4.62	-13.0	-21.53	105.00	Horizontal	Vertical	N/A
1655.100	-52.75	-4.17	-13.0	-39.75	171.00	Horizontal	Vertical	Pass
3831.000	-47.93	7.83	-13.0	-34.93	61.00	Horizontal	Vertical	Pass
6655.250	-39.12	15.01	-13.0	-26.12	169.00	Horizontal	Vertical	Pass
8996.799	-39.87	13.59	-13.0	-26.87	154.00	Horizontal	Vertical	Pass

RSE-V&V n5 BW20 CH176300



Frequency (MHz)	Result (dBm)	Factor (dB)	PK Limit (dBm)	Over Limit (dB)	Table (o)	ANT	EUT	Verdict
840.096	-55.71	4.91	-13.0	-42.71	121.00	Vertical	Vertical	N/A
874.628	-36.46	4.39	-13.0	-23.46	110.00	Vertical	Vertical	N/A
1654.900	-49.70	-4.16	-13.0	-36.70	175.00	Vertical	Vertical	Pass
3899.000	-48.01	9.24	-13.0	-35.01	330.00	Vertical	Vertical	Pass
6650.250	-40.00	15.11	-13.0	-27.00	132.00	Vertical	Vertical	Pass
9321.099	-40.05	15.11	-13.0	-27.05	77.00	Vertical	Vertical	Pass

RSE-V&H n5 BW20 CH176300

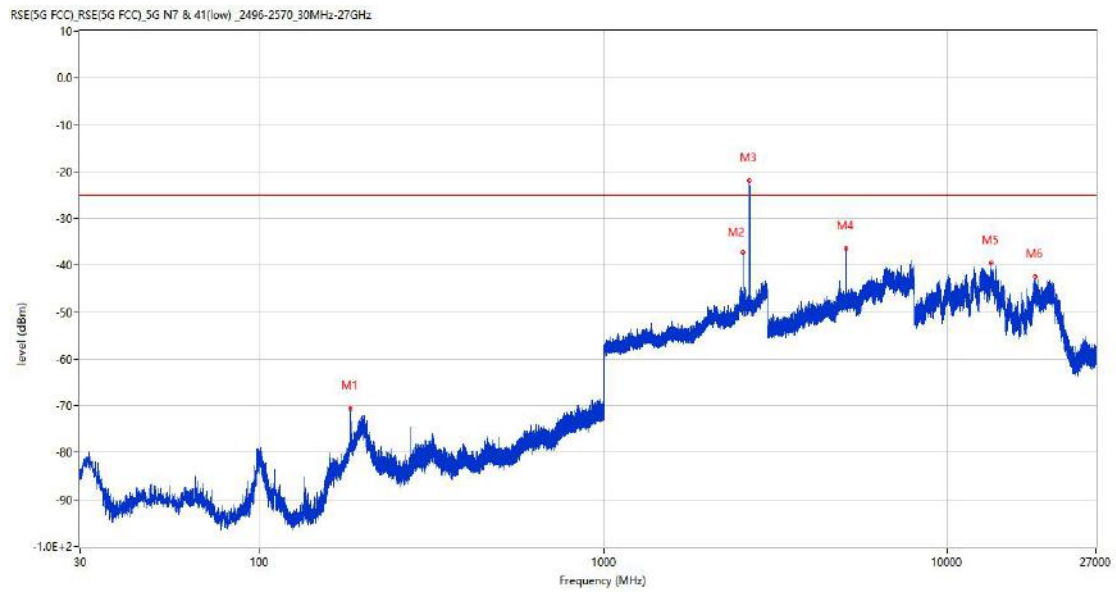


Frequency (MHz)	Result (dBm)	Factor (dB)	PK Limit (dBm)	Over Limit (dB)	Table (o)	ANT	EUT	Verdict
827.097	-55.05	4.39	-13.0	-42.05	340.00	Vertical	Horizontal	N/A
880.108	-34.58	4.19	-13.0	-21.58	195.00	Vertical	Horizontal	N/A
2085.100	-53.71	-0.94	-13.0	-40.71	341.00	Vertical	Horizontal	Pass
4063.000	-46.46	9.23	-13.0	-33.46	285.00	Vertical	Horizontal	Pass
7804.000	-39.05	15.95	-13.0	-26.05	55.00	Vertical	Horizontal	Pass
9343.600	-40.35	14.87	-13.0	-27.35	124.00	Vertical	Horizontal	Pass

18 n7

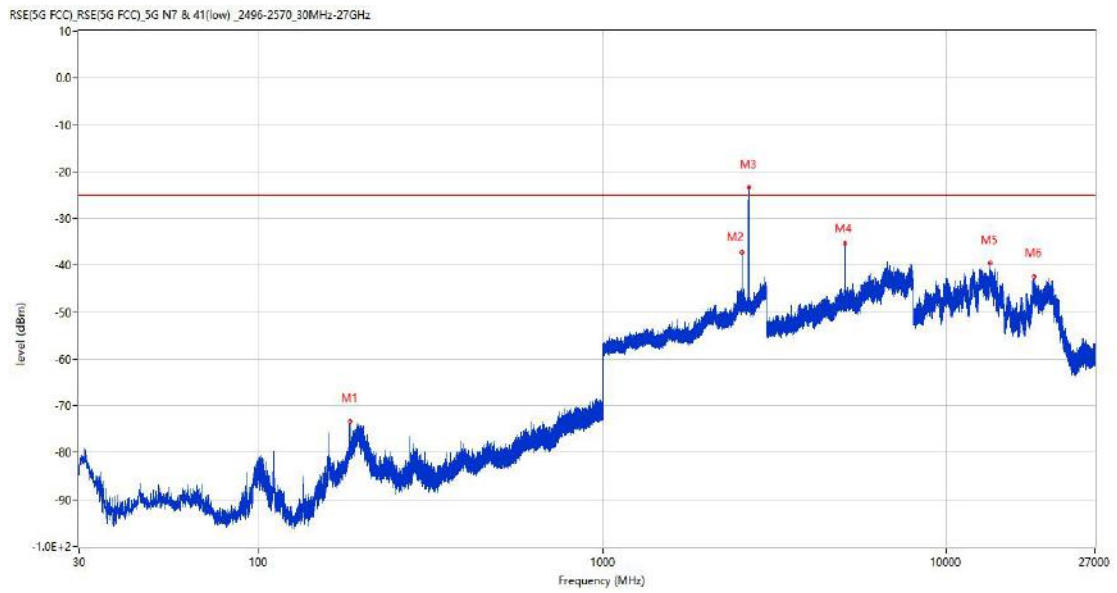
18.1 n7 BW5, PI/2 BPSK, Middle Channel

RSE-H&H n7 BW5 CH531000



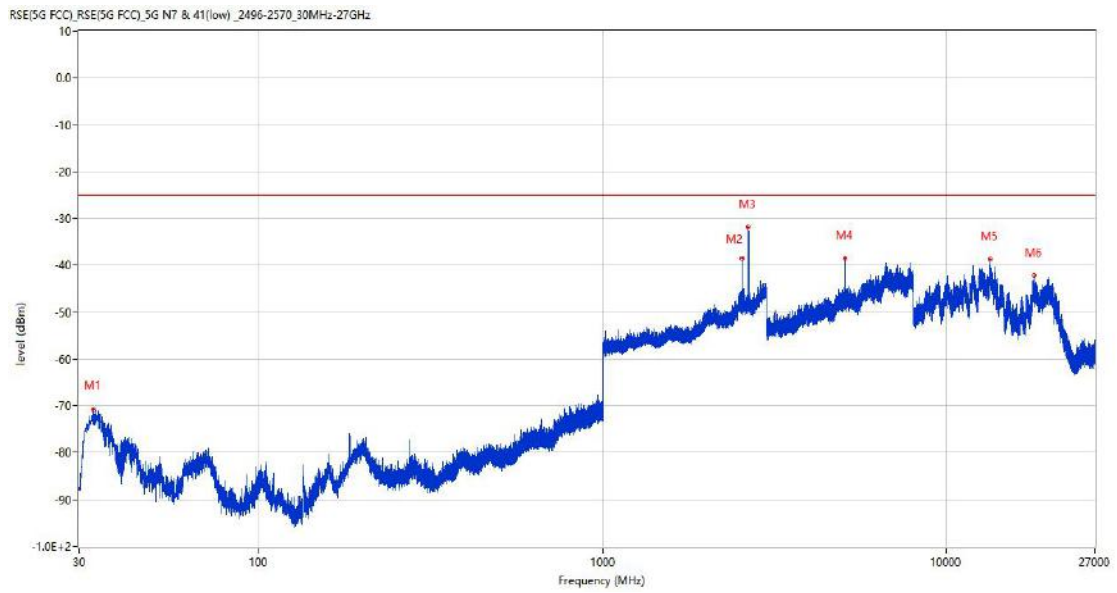
Frequency (MHz)	Result (dBm)	Factor (dB)	PK Limit (dBm)	Over Limit (dB)	Table (o)	ANT	EUT	Verdict
183.696	-70.68	-17.34	-25.0	-45.68	288.00	Horizontal	Horizontal	Pass
2537.700	-37.33	8.16	-25.0	-12.33	1.00	Horizontal	Horizontal	N/A
2654.300	-21.84	8.31	-25.0	3.16	306.00	Horizontal	Horizontal	N/A
5066.250	-36.50	11.31	-25.0	-11.50	117.00	Horizontal	Horizontal	Pass
13351.912	-39.61	16.56	-25.0	-14.61	168.00	Horizontal	Horizontal	Pass
17990.812	-42.34	13.08	-25.0	-17.34	319.00	Horizontal	Horizontal	Pass

RSE-H&V n7 BW5 CH531000



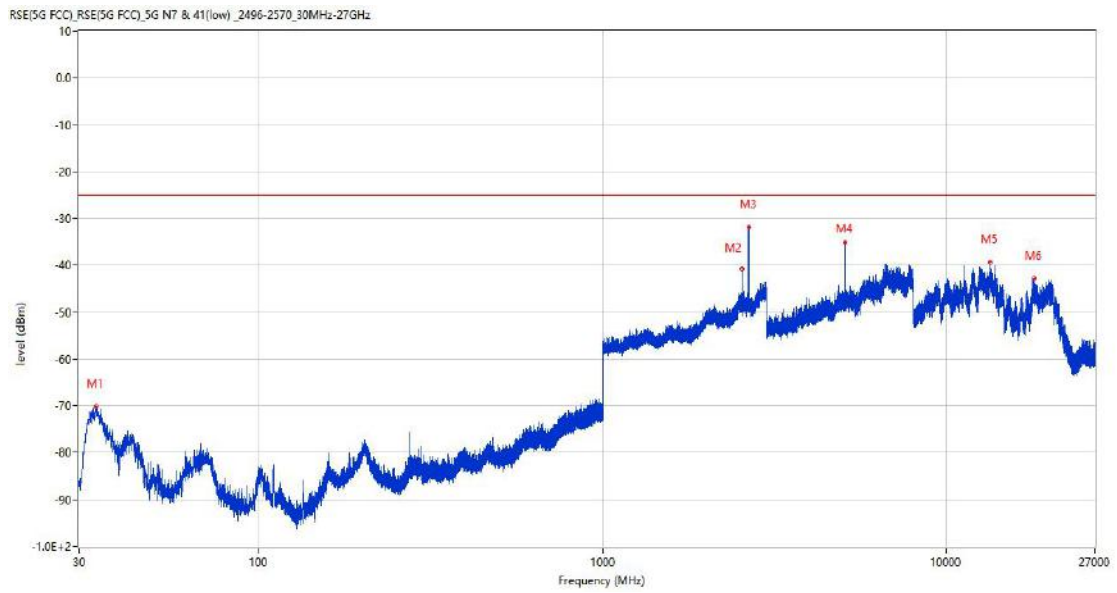
Frequency (MHz)	Result (dBm)	Factor (dB)	PK Limit (dBm)	Over Limit (dB)	Table (o)	ANT	EUT	Verdict
183.794	-73.29	-17.31	-25.0	-48.29	304.00	Horizontal	Vertical	Pass
2535.900	-37.29	8.16	-25.0	-12.29	202.00	Horizontal	Vertical	N/A
2655.100	-23.38	8.25	-25.0	1.62	184.00	Horizontal	Vertical	N/A
5071.500	-35.41	11.21	-25.0	-10.41	114.00	Horizontal	Vertical	Pass
13392.600	-39.45	16.94	-25.0	-14.45	292.00	Horizontal	Vertical	Pass
17952.487	-42.51	14.03	-25.0	-17.51	118.00	Horizontal	Vertical	Pass

RSE-V&V n7 BW5 CH531000



Frequency (MHz)	Result (dBm)	Factor (dB)	PK Limit (dBm)	Over Limit (dB)	Table (o)	ANT	EUT	Verdict
33.056	-70.71	-24.08	-25.0	-45.71	272.00	Vertical	Vertical	Pass
2537.900	-38.54	8.16	-25.0	-13.54	325.00	Vertical	Vertical	N/A
2654.000	-31.86	8.31	-25.0	-6.86	342.00	Vertical	Vertical	N/A
5066.250	-38.41	11.31	-25.0	-13.41	145.00	Vertical	Vertical	Pass
13363.724	-38.72	16.67	-25.0	-13.72	80.00	Vertical	Vertical	Pass
17955.113	-42.26	13.96	-25.0	-17.26	360.00	Vertical	Vertical	Pass

RSE-V&H n7 BW5 CH531000

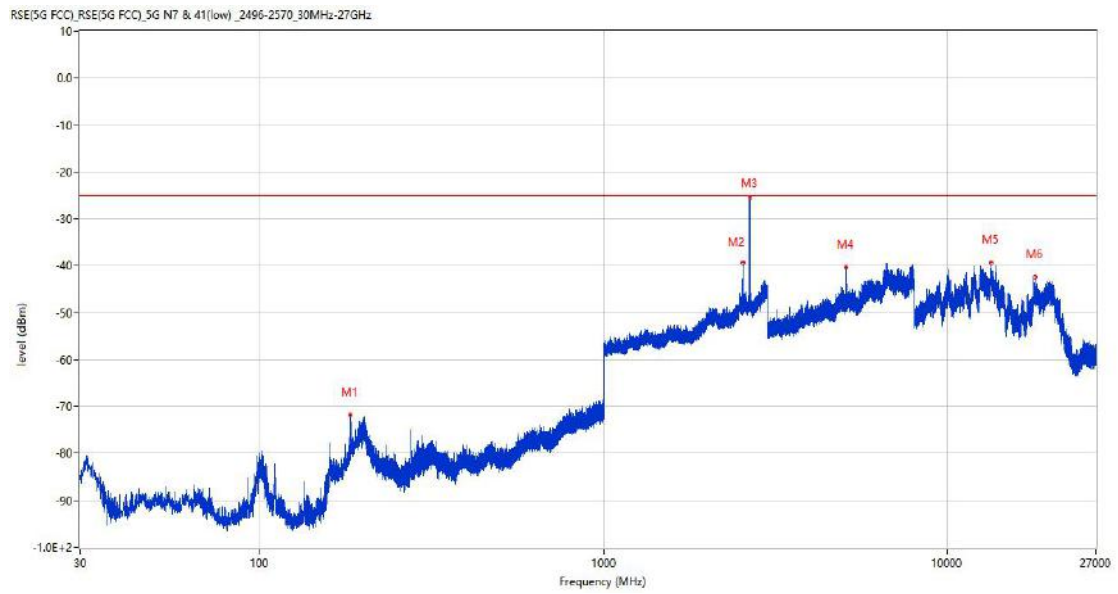


Frequency (MHz)	Result (dBm)	Factor (dB)	PK Limit (dBm)	Over Limit (dB)	Table (o)	ANT	EUT	Verdict
33.492	-70.18	-23.70	-25.0	-45.18	262.00	Vertical	Horizontal	Pass
2537.700	-40.80	8.16	-25.0	-15.80	19.00	Vertical	Horizontal	N/A
2656.000	-31.79	8.19	-25.0	-6.79	329.00	Vertical	Horizontal	N/A
5066.250	-35.07	11.31	-25.0	-10.07	190.00	Vertical	Horizontal	Pass
13391.287	-39.37	16.93	-25.0	-14.37	213.00	Vertical	Horizontal	Pass
17963.776	-42.81	13.75	-25.0	-17.81	162.00	Vertical	Horizontal	Pass



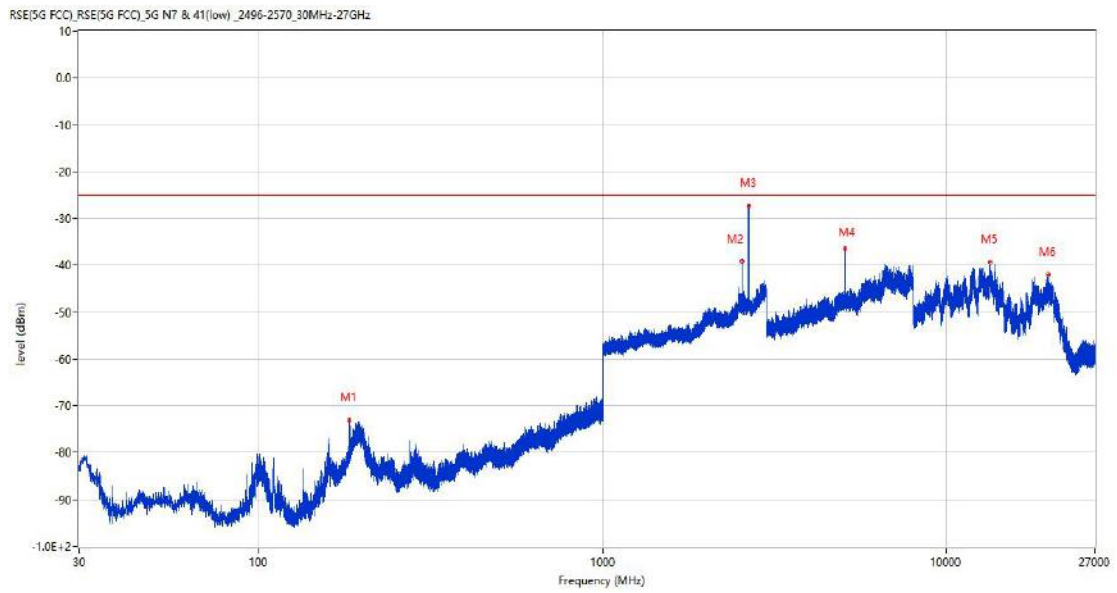
### 18.2 n7 BW15, PI/2 BPSK, Middle Channel

RSE-H&H n7 BW15 CH531000



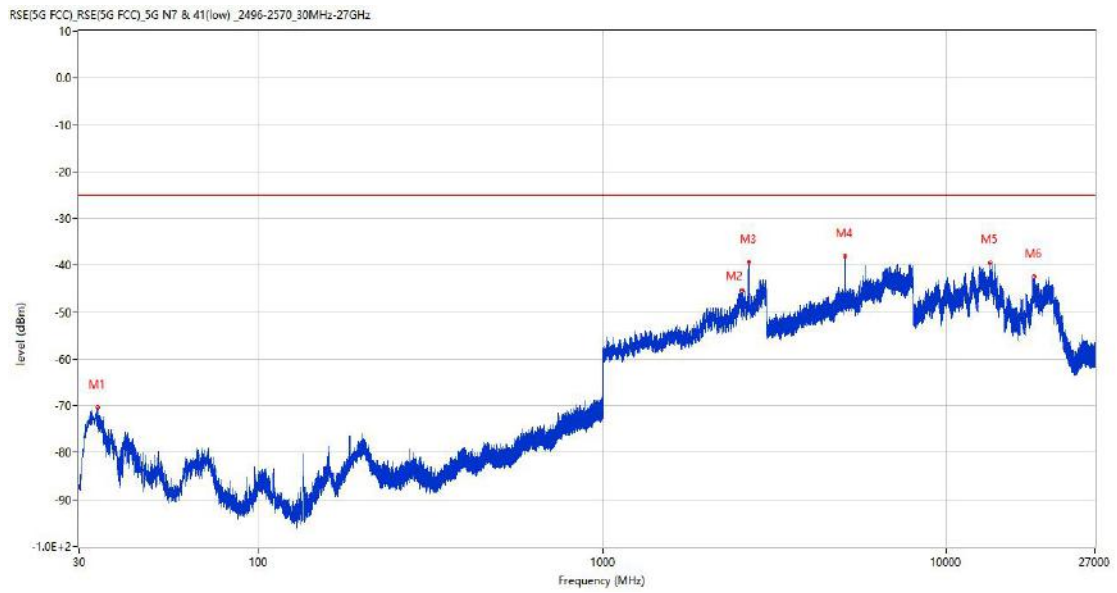
Frequency (MHz)	Result (dBm)	Factor (dB)	PK Limit (dBm)	Over Limit (dB)	Table (o)	ANT	EUT	Verdict
183.696	-71.78	-17.34	-25.0	-46.78	145.00	Horizontal	Horizontal	Pass
2538.000	-39.30	8.16	-25.0	-14.30	120.00	Horizontal	Horizontal	N/A
2655.000	-25.44	8.26	-25.0	-0.44	206.00	Horizontal	Horizontal	N/A
5064.500	-40.42	11.29	-25.0	-15.42	333.00	Horizontal	Horizontal	Pass
13357.950	-39.22	16.61	-25.0	-14.22	192.00	Horizontal	Horizontal	Pass
17950.650	-42.45	14.07	-25.0	-17.45	257.00	Horizontal	Horizontal	Pass

RSE-H&V n7 BW15 CH531000



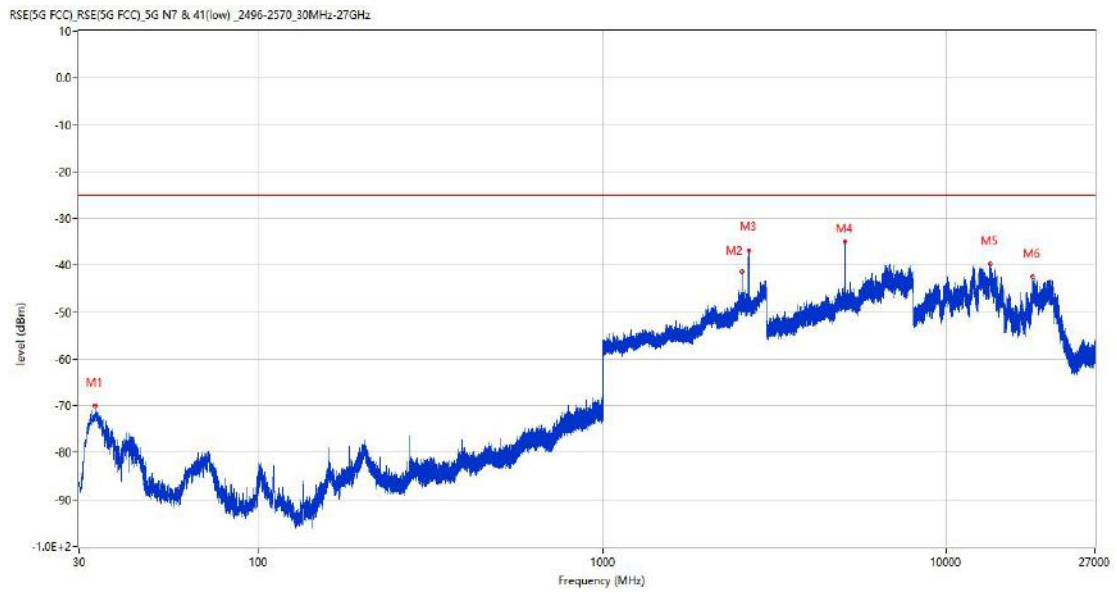
Frequency (MHz)	Result (dBm)	Factor (dB)	PK Limit (dBm)	Over Limit (dB)	Table (o)	ANT	EUT	Verdict
183.745	-73.17	-17.33	-25.0	-48.17	281.00	Horizontal	Vertical	Pass
2537.100	-39.02	8.16	-25.0	-14.02	198.00	Horizontal	Vertical	N/A
2658.600	-27.28	8.03	-25.0	-2.28	139.00	Horizontal	Vertical	N/A
5056.500	-36.31	11.15	-25.0	-11.31	218.00	Horizontal	Vertical	Pass
13412.287	-39.24	16.74	-25.0	-14.24	311.00	Horizontal	Vertical	Pass
19771.199	-42.07	12.94	-25.0	-17.07	318.00	Horizontal	Vertical	Pass

RSE-V&V n7 BW15 CH531000



Frequency (MHz)	Result (dBm)	Factor (dB)	PK Limit (dBm)	Over Limit (dB)	Table (o)	ANT	EUT	Verdict
33.928	-70.37	-23.28	-25.0	-45.37	214.00	Vertical	Vertical	Pass
2537.400	-45.26	8.16	-25.0	-20.26	199.00	Vertical	Vertical	N/A
2655.400	-39.35	8.21	-25.0	-14.35	122.00	Vertical	Vertical	N/A
5064.750	-38.05	11.29	-25.0	-13.05	63.00	Vertical	Vertical	Pass
13396.799	-39.56	16.98	-25.0	-14.56	147.00	Vertical	Vertical	Pass
17938.051	-42.48	13.80	-25.0	-17.48	0.00	Vertical	Vertical	Pass

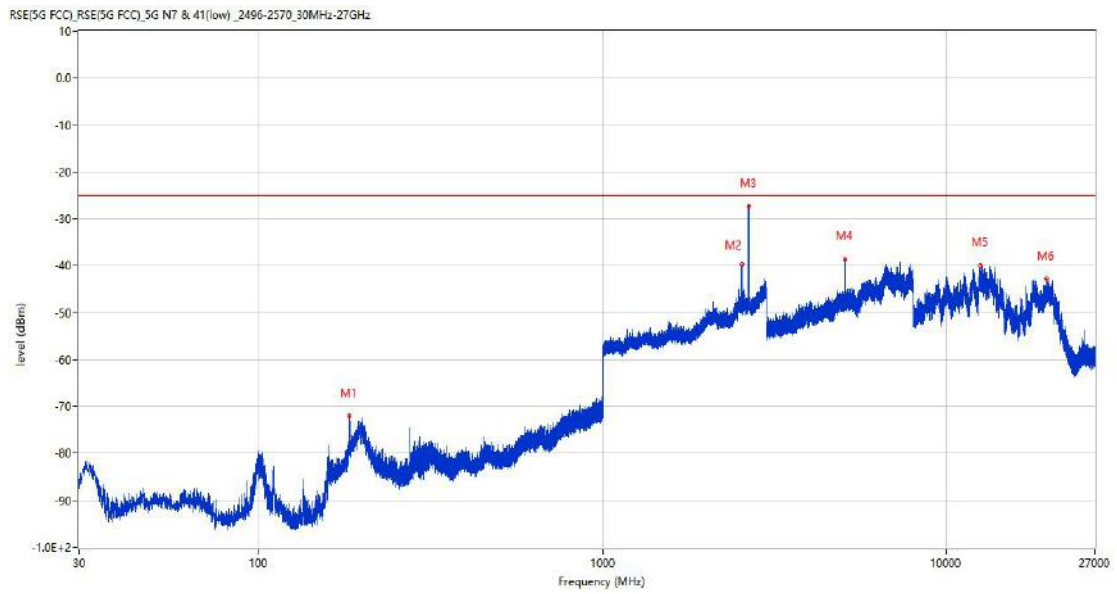
RSE-V&H n7 BW15 CH531000



Frequency (MHz)	Result (dBm)	Factor (dB)	PK Limit (dBm)	Over Limit (dB)	Table (o)	ANT	EUT	Verdict
33.444	-70.02	-23.75	-25.0	-45.02	317.00	Vertical	Horizontal	Pass
2537.000	-41.29	8.16	-25.0	-16.29	299.00	Vertical	Horizontal	N/A
2660.100	-36.74	7.94	-25.0	-11.74	342.00	Vertical	Horizontal	N/A
5064.750	-34.86	11.29	-25.0	-9.86	198.00	Vertical	Horizontal	Pass
13351.912	-39.69	16.56	-25.0	-14.69	10.00	Vertical	Horizontal	Pass
17798.136	-42.37	13.08	-25.0	-17.37	184.00	Vertical	Horizontal	Pass

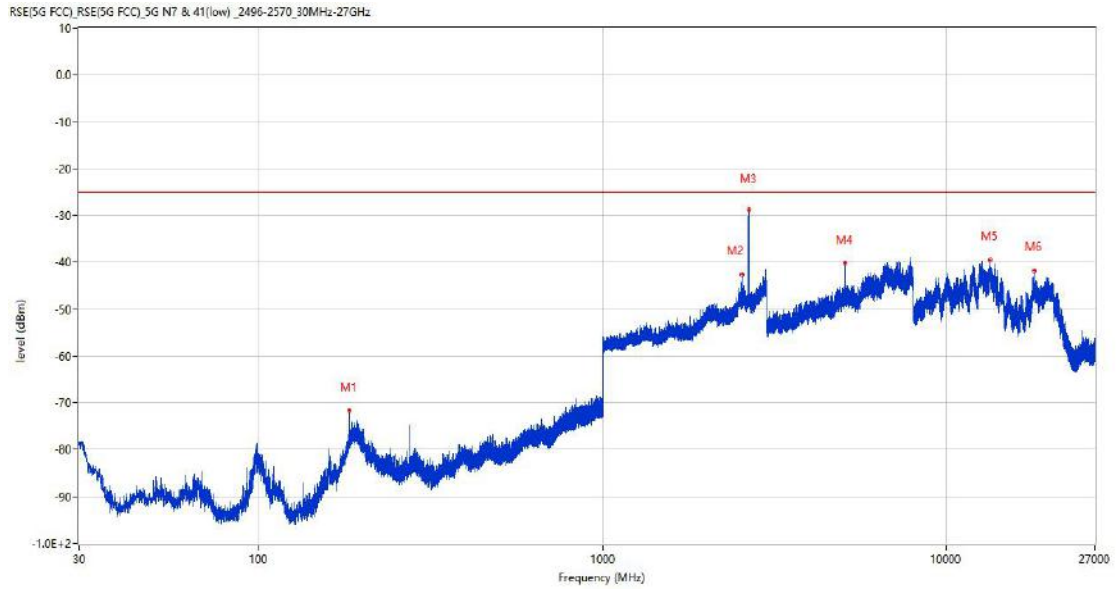
### 18.3 n7 BW20, PI/2 BPSK, Middle Channel

RSE-H&H n7 BW20 CH531000



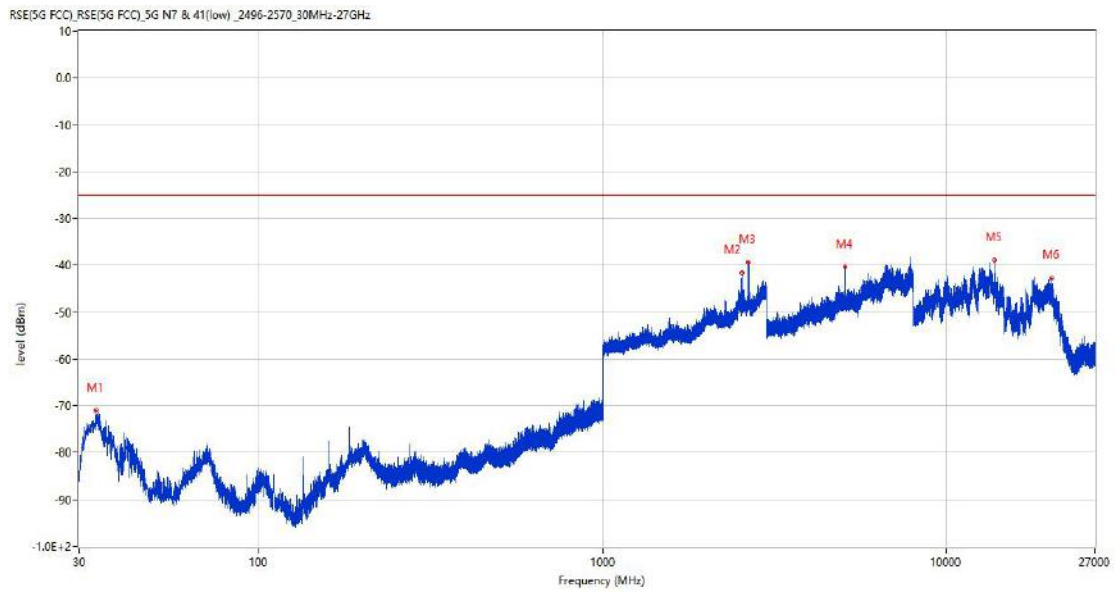
Frequency (MHz)	Result (dBm)	Factor (dB)	PK Limit (dBm)	Over Limit (dB)	Table (o)	ANT	EUT	Verdict
183.696	-72.02	-17.34	-25.0	-47.02	141.00	Horizontal	Horizontal	Pass
2538.800	-39.69	8.15	-25.0	-14.69	128.00	Horizontal	Horizontal	N/A
2660.500	-27.30	7.93	-25.0	-2.30	308.00	Horizontal	Horizontal	N/A
5060.250	-38.59	11.18	-25.0	-13.59	64.00	Horizontal	Horizontal	Pass
12533.875	-40.02	14.18	-25.0	-15.02	99.00	Horizontal	Horizontal	Pass
19498.052	-42.76	12.93	-25.0	-17.76	334.00	Horizontal	Horizontal	Pass

RSE-H&V n7 BW20 CH531000



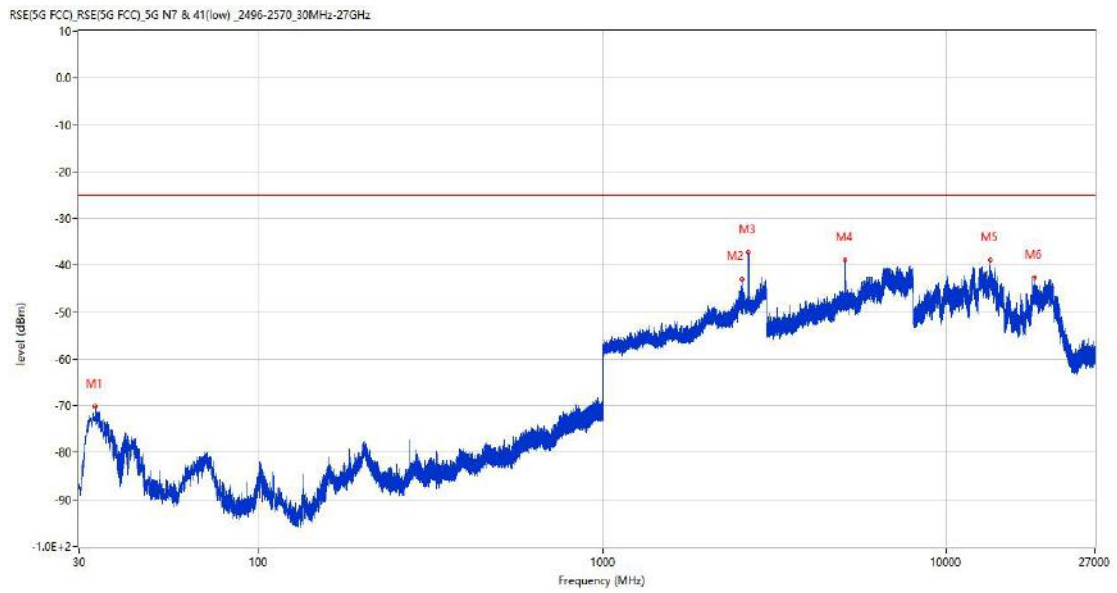
Frequency (MHz)	Result (dBm)	Factor (dB)	PK Limit (dBm)	Over Limit (dB)	Table (o)	ANT	EUT	Verdict
183.600	-71.67	-17.35	-25.0	-46.67	283.00	Horizontal	Vertical	Pass
2539.400	-42.54	8.15	-25.0	-17.54	161.00	Horizontal	Vertical	N/A
2663.600	-28.76	7.95	-25.0	-3.76	133.00	Horizontal	Vertical	N/A
5069.750	-40.09	11.30	-25.0	-15.09	156.00	Horizontal	Vertical	Pass
13367.137	-39.45	16.70	-25.0	-14.45	186.00	Horizontal	Vertical	Pass
17967.188	-41.84	13.66	-25.0	-16.84	71.00	Horizontal	Vertical	Pass

RSE-V&V n7 BW20 CH531000



Frequency (MHz)	Result (dBm)	Factor (dB)	PK Limit (dBm)	Over Limit (dB)	Table (o)	ANT	EUT	Verdict
33.638	-70.98	-23.56	-25.0	-45.98	227.00	Vertical	Vertical	Pass
2538.700	-41.50	8.15	-25.0	-16.50	204.00	Vertical	Vertical	N/A
2649.400	-39.30	8.50	-25.0	-14.30	317.00	Vertical	Vertical	N/A
5060.000	-40.39	11.18	-25.0	-15.39	33.00	Vertical	Vertical	Pass
13800.787	-38.80	16.99	-25.0	-13.80	102.00	Vertical	Vertical	Pass
20274.749	-42.89	12.97	-25.0	-17.89	90.00	Vertical	Vertical	Pass

RSE-V&H n7 BW20 CH531000

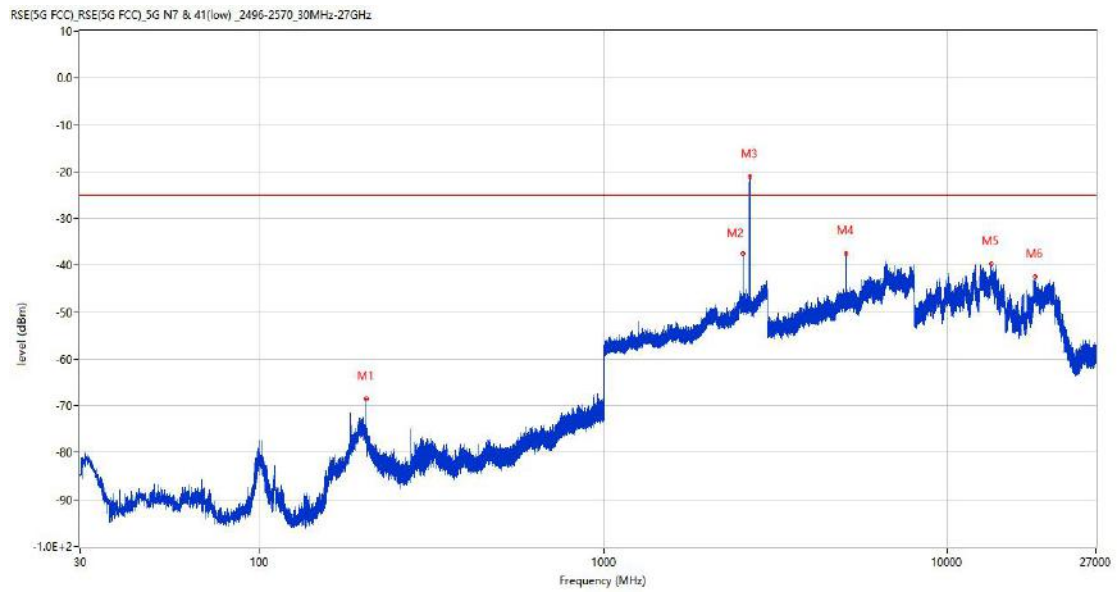


Frequency (MHz)	Result (dBm)	Factor (dB)	PK Limit (dBm)	Over Limit (dB)	Table (o)	ANT	EUT	Verdict
33.395	-70.26	-23.79	-25.0	-45.26	9.00	Vertical	Horizontal	Pass
2536.700	-43.10	8.16	-25.0	-18.10	297.00	Vertical	Horizontal	N/A
2650.400	-37.16	8.57	-25.0	-12.16	343.00	Vertical	Horizontal	N/A
5060.250	-38.94	11.18	-25.0	-13.94	5.00	Vertical	Horizontal	Pass
13384.463	-38.90	16.86	-25.0	-13.90	330.00	Vertical	Horizontal	Pass
17944.613	-42.66	13.96	-25.0	-17.66	262.00	Vertical	Horizontal	Pass



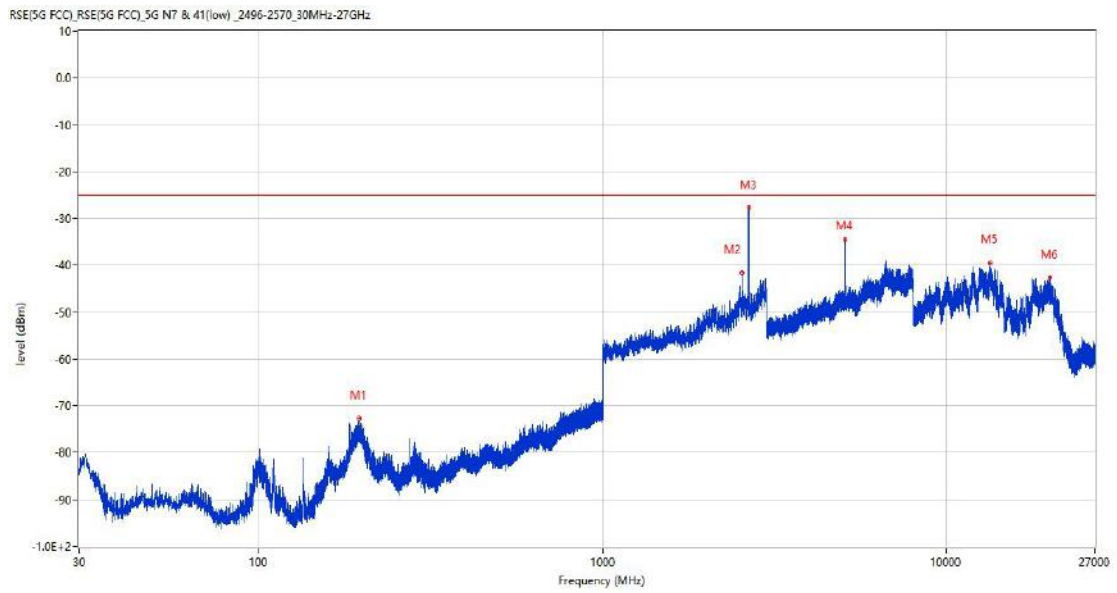
### 18.4 n7 BW5, QPSK, Middle Channel

RSE-H&H n7 BW5 CH531000



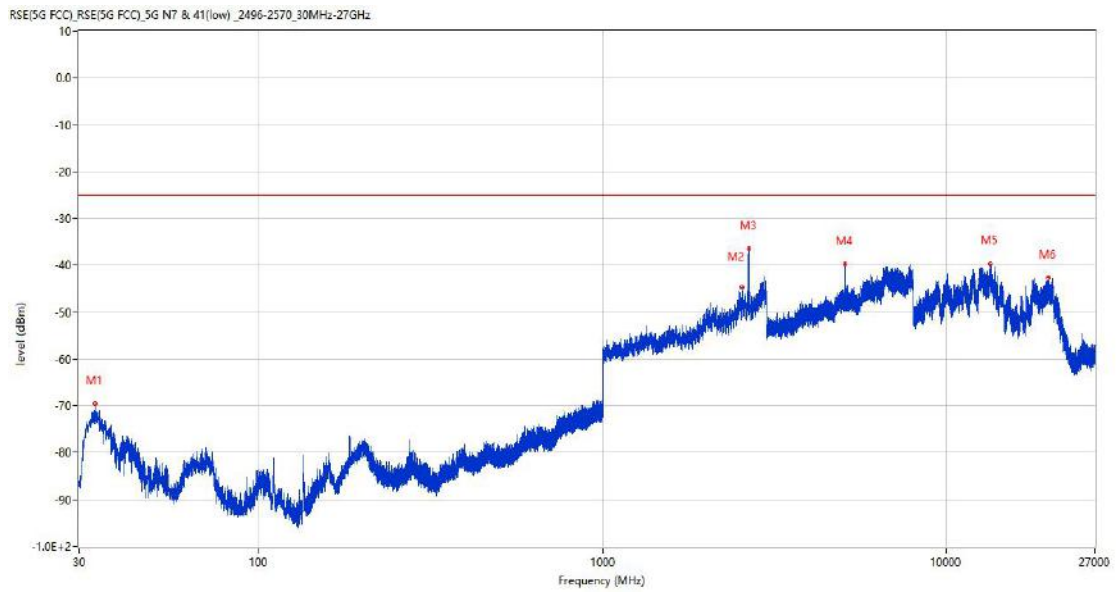
Frequency (MHz)	Result (dBm)	Factor (dB)	PK Limit (dBm)	Over Limit (dB)	Table (o)	ANT	EUT	Verdict
204.309	-68.50	-15.44	-25.0	-43.50	284.00	Horizontal	Horizontal	Pass
2537.700	-37.49	8.16	-25.0	-12.49	358.00	Horizontal	Horizontal	N/A
2657.000	-21.10	8.07	-25.0	3.90	196.00	Horizontal	Horizontal	N/A
5066.250	-37.52	11.31	-25.0	-12.52	107.00	Horizontal	Horizontal	Pass
13401.787	-39.62	16.97	-25.0	-14.62	348.00	Horizontal	Horizontal	Pass
17949.338	-42.37	14.07	-25.0	-17.37	348.00	Horizontal	Horizontal	Pass

RSE-H&V n7 BW5 CH531000



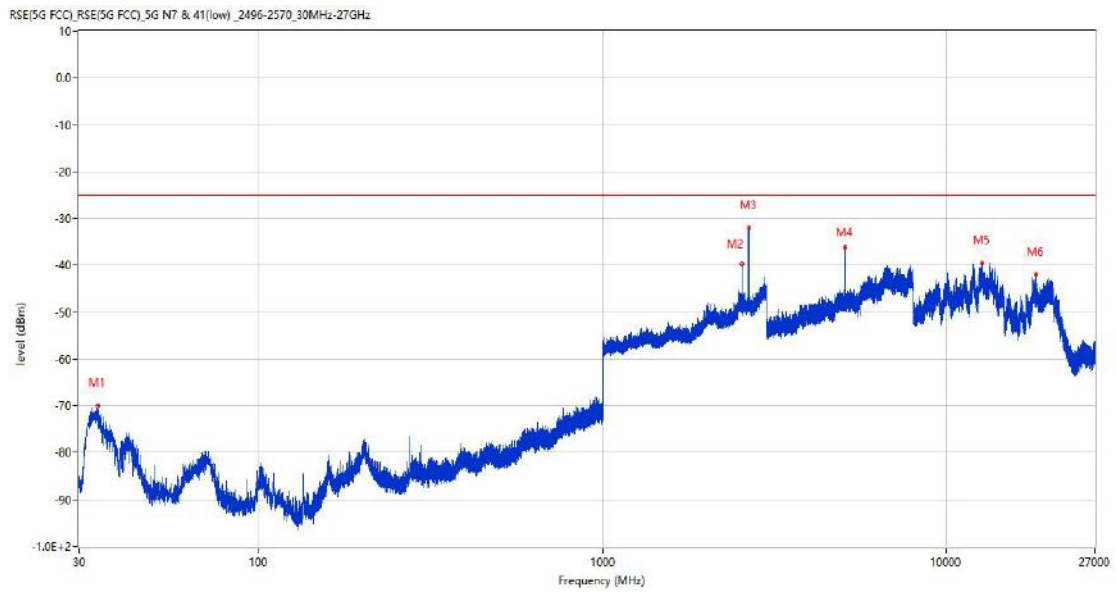
Frequency (MHz)	Result (dBm)	Factor (dB)	PK Limit (dBm)	Over Limit (dB)	Table (o)	ANT	EUT	Verdict
194.997	-72.72	-15.83	-25.0	-47.72	266.00	Horizontal	Vertical	Pass
2538.100	-41.49	8.16	-25.0	-16.49	204.00	Horizontal	Vertical	N/A
2654.800	-27.75	8.28	-25.0	-2.75	136.00	Horizontal	Vertical	N/A
5070.250	-34.49	11.29	-25.0	-9.49	198.00	Horizontal	Vertical	Pass
13394.962	-39.61	16.96	-25.0	-14.61	111.00	Horizontal	Vertical	Pass
19953.000	-42.53	12.95	-25.0	-17.53	332.00	Horizontal	Vertical	Pass

RSE-V&V n7 BW5 CH531000



Frequency (MHz)	Result (dBm)	Factor (dB)	PK Limit (dBm)	Over Limit (dB)	Table (o)	ANT	EUT	Verdict
33.444	-69.57	-23.75	-25.0	-44.57	282.00	Vertical	Vertical	Pass
2537.700	-44.65	8.16	-25.0	-19.65	183.00	Vertical	Vertical	N/A
2655.400	-36.48	8.21	-25.0	-11.48	123.00	Vertical	Vertical	N/A
5070.000	-39.69	11.29	-25.0	-14.69	30.00	Vertical	Vertical	Pass
13397.063	-39.63	16.98	-25.0	-14.63	178.00	Vertical	Vertical	Pass
19737.901	-42.60	12.94	-25.0	-17.60	318.00	Vertical	Vertical	Pass

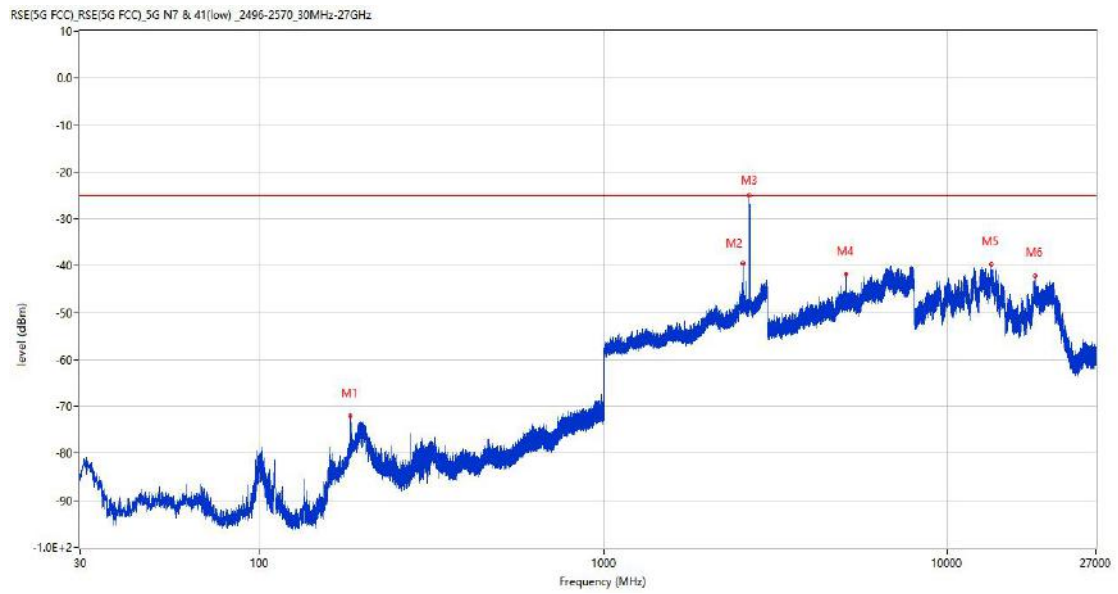
RSE-V&H n7 BW5 CH531000



Frequency (MHz)	Result (dBm)	Factor (dB)	PK Limit (dBm)	Over Limit (dB)	Table (o)	ANT	EUT	Verdict
33.977	-69.97	-23.23	-25.0	-44.97	156.00	Vertical	Horizontal	Pass
2536.500	-39.76	8.16	-25.0	-14.76	292.00	Vertical	Horizontal	N/A
2655.000	-32.11	8.26	-25.0	-7.11	343.00	Vertical	Horizontal	N/A
5074.500	-36.23	11.17	-25.0	-11.23	178.00	Vertical	Horizontal	Pass
12709.151	-39.45	14.78	-25.0	-14.45	271.00	Vertical	Horizontal	Pass
18219.600	-42.06	12.86	-25.0	-17.06	98.00	Vertical	Horizontal	Pass

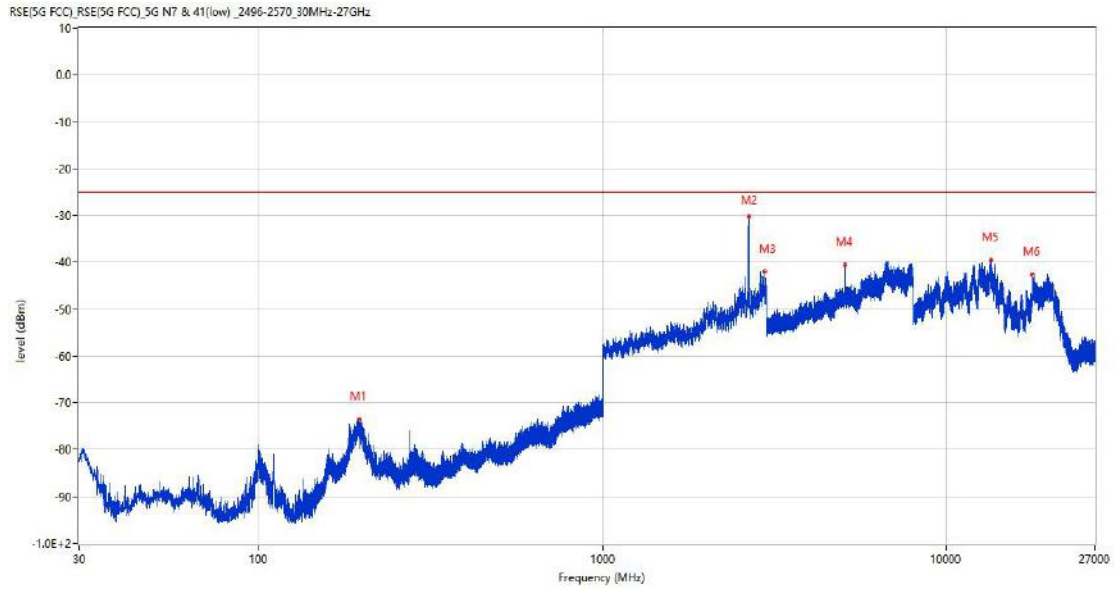
### 18.5 n7 BW15, QPSK, Middle Channel

RSE-H&H n7 BW15 CH531000



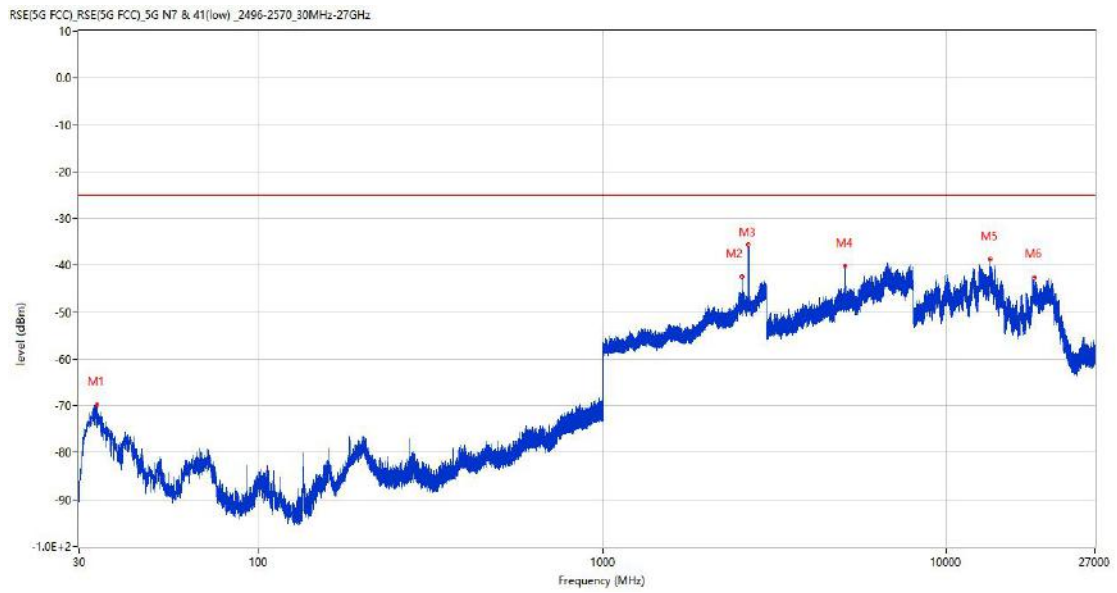
Frequency (MHz)	Result (dBm)	Factor (dB)	PK Limit (dBm)	Over Limit (dB)	Table (o)	ANT	EUT	Verdict
183.648	-72.00	-17.35	-25.0	-47.00	121.00	Horizontal	Horizontal	Pass
2537.400	-39.46	8.16	-25.0	-14.46	157.00	Horizontal	Horizontal	N/A
2651.200	-24.93	8.56	-25.0	0.07	309.00	Horizontal	Horizontal	N/A
5065.000	-41.80	11.29	-25.0	-16.80	360.00	Horizontal	Horizontal	Pass
13369.500	-39.72	16.72	-25.0	-14.72	135.00	Horizontal	Horizontal	Pass
17943.824	-42.23	13.94	-25.0	-17.23	60.00	Horizontal	Horizontal	Pass

RSE-H&V n7 BW15 CH531000



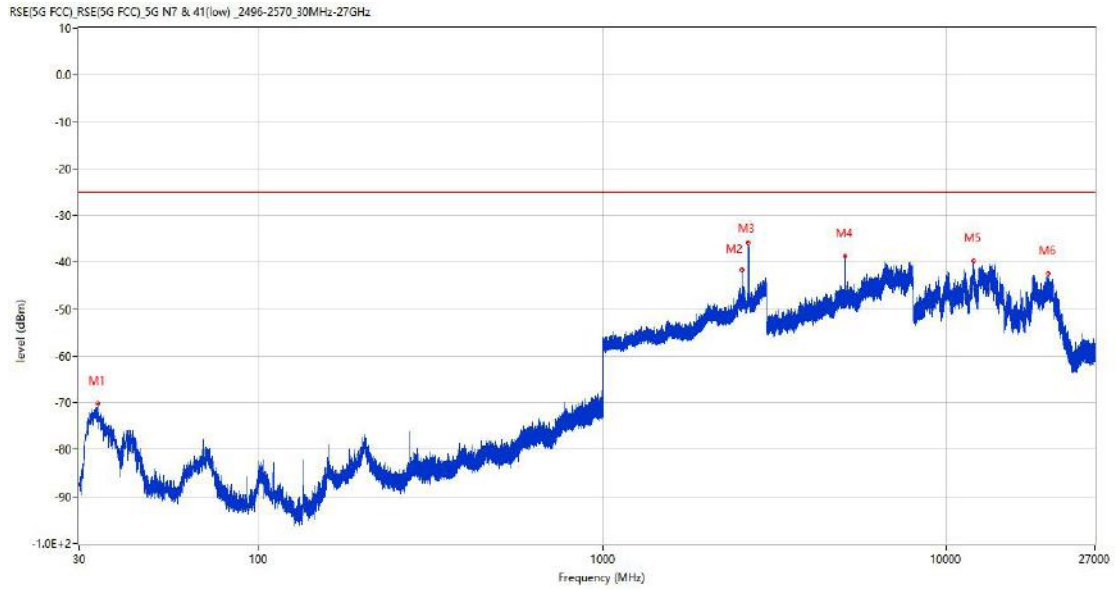
Frequency (MHz)	Result (dBm)	Factor (dB)	PK Limit (dBm)	Over Limit (dB)	Table (o)	ANT	EUT	Verdict
195.579	-73.53	-15.86	-25.0	-48.53	270.00	Horizontal	Vertical	Pass
2658.400	-30.26	8.04	-25.0	-5.26	310.00	Horizontal	Vertical	N/A
2965.300	-42.05	11.54	-25.0	-17.05	9.00	Horizontal	Vertical	Pass
5074.500	-40.56	11.17	-25.0	-15.56	94.00	Horizontal	Vertical	Pass
13437.487	-39.49	16.19	-25.0	-14.49	329.00	Horizontal	Vertical	Pass
17807.325	-42.70	13.00	-25.0	-17.70	189.00	Horizontal	Vertical	Pass

RSE-V&V n7 BW15 CH531000



Frequency (MHz)	Result (dBm)	Factor (dB)	PK Limit (dBm)	Over Limit (dB)	Table (o)	ANT	EUT	Verdict
33.831	-69.77	-23.37	-25.0	-44.77	278.00	Vertical	Vertical	Pass
2535.800	-42.46	8.16	-25.0	-17.46	25.00	Vertical	Vertical	N/A
2650.600	-35.53	8.57	-25.0	-10.53	127.00	Vertical	Vertical	N/A
5064.750	-40.07	11.29	-25.0	-15.07	136.00	Vertical	Vertical	Pass
13378.688	-38.60	16.81	-25.0	-13.60	103.00	Vertical	Vertical	Pass
17944.349	-42.62	13.95	-25.0	-17.62	272.00	Vertical	Vertical	Pass

RSE-V&H n7 BW15 CH531000

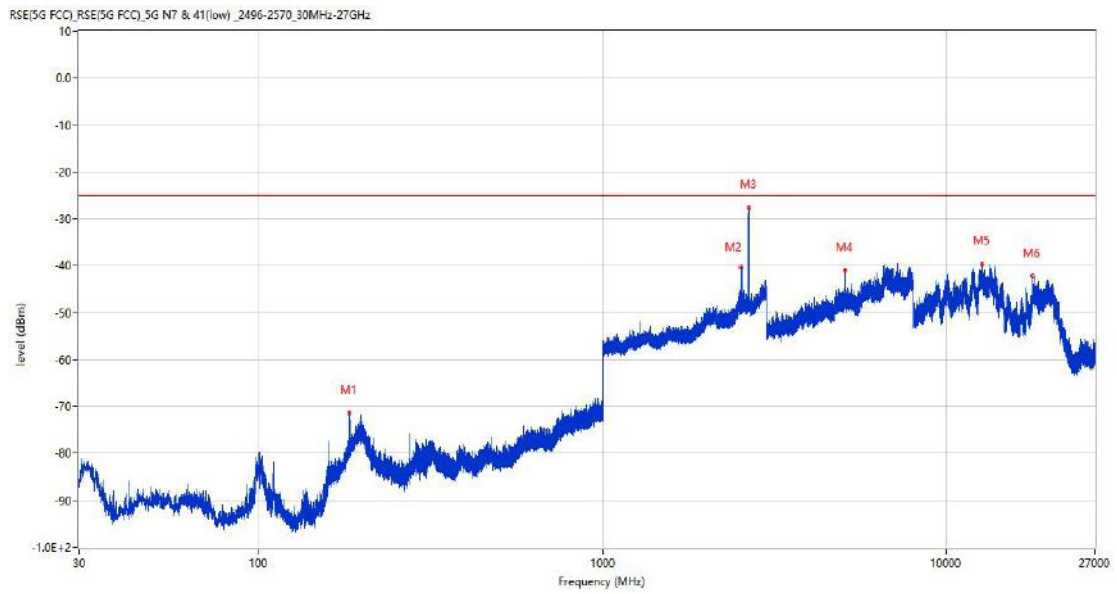


Frequency (MHz)	Result (dBm)	Factor (dB)	PK Limit (dBm)	Over Limit (dB)	Table (o)	ANT	EUT	Verdict
33.880	-70.23	-23.33	-25.0	-45.23	174.00	Vertical	Horizontal	Pass
2537.100	-41.49	8.16	-25.0	-16.49	360.00	Vertical	Horizontal	N/A
2649.400	-35.70	8.50	-25.0	-10.70	293.00	Vertical	Horizontal	N/A
5056.500	-38.77	11.15	-25.0	-13.77	1.00	Vertical	Horizontal	Pass
11935.849	-39.70	13.99	-25.0	-14.70	209.00	Vertical	Horizontal	Pass
19775.699	-42.34	12.94	-25.0	-17.34	326.00	Vertical	Horizontal	Pass



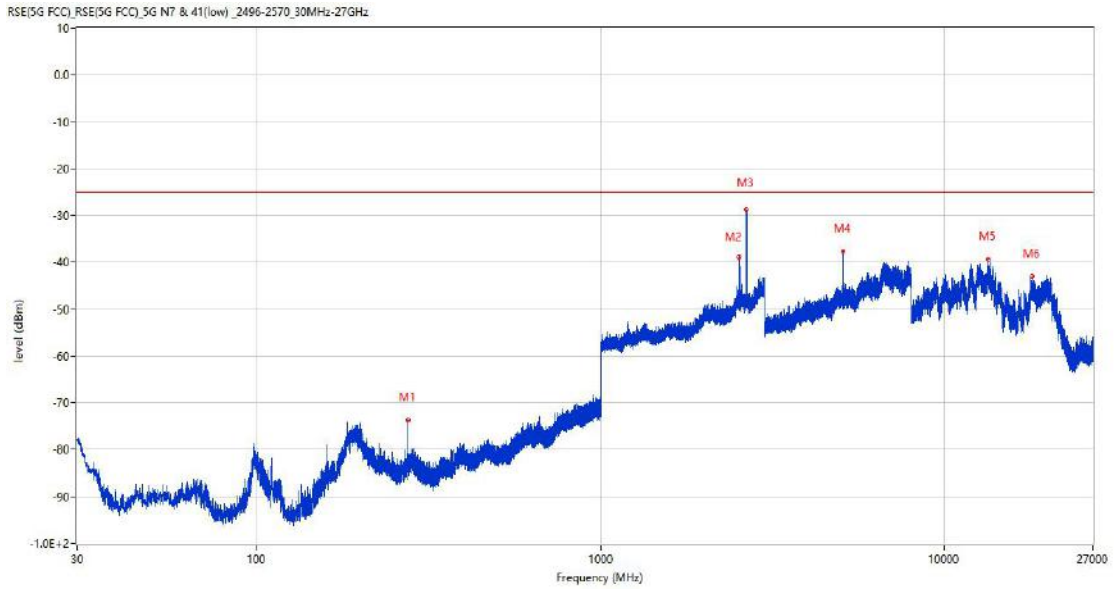
### 18.6 n7 BW20, QPSK, Middle Channel

RSE-H&H n7 BW20 CH531000



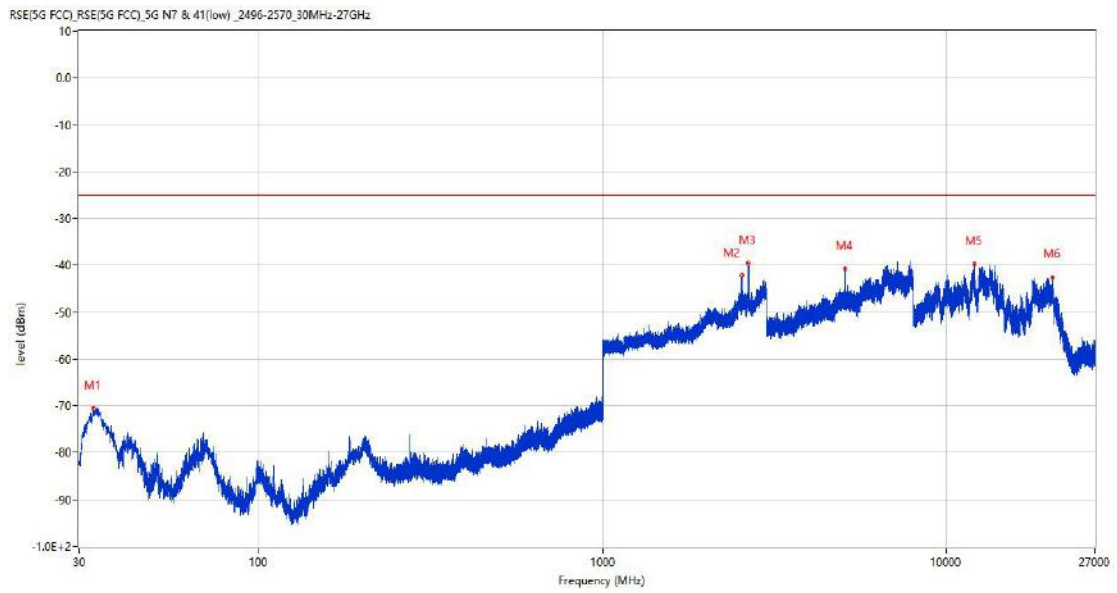
Frequency (MHz)	Result (dBm)	Factor (dB)	PK Limit (dBm)	Over Limit (dB)	Table (o)	ANT	EUT	Verdict
183.745	-71.40	-17.33	-25.0	-46.40	99.00	Horizontal	Horizontal	Pass
2530.700	-40.33	8.18	-25.0	-15.33	360.00	Horizontal	Horizontal	N/A
2659.700	-27.61	7.95	-25.0	-2.61	309.00	Horizontal	Horizontal	N/A
5071.250	-41.01	11.23	-25.0	-16.01	95.00	Horizontal	Horizontal	Pass
12707.013	-39.68	14.78	-25.0	-14.68	344.00	Horizontal	Horizontal	Pass
17798.400	-42.30	13.10	-25.0	-17.30	217.00	Horizontal	Horizontal	Pass

RSE-H&V n7 BW20 CH531000



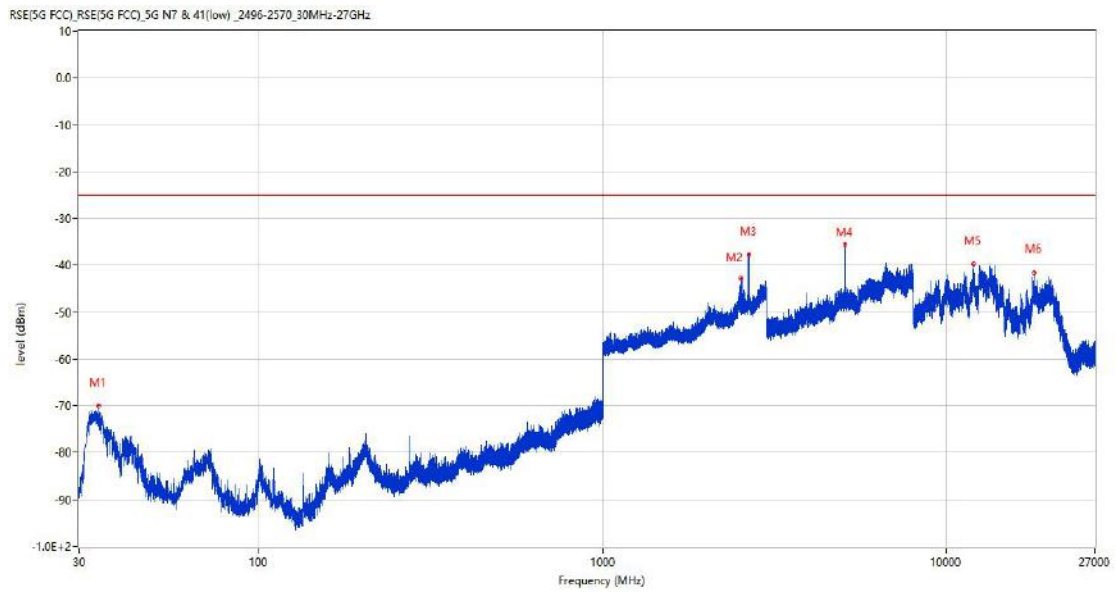
Frequency (MHz)	Result (dBm)	Factor (dB)	PK Limit (dBm)	Over Limit (dB)	Table (o)	ANT	EUT	Verdict
275.507	-73.78	-13.97	-25.0	-48.78	52.00	Horizontal	Vertical	Pass
2530.600	-38.93	8.18	-25.0	-13.93	341.00	Horizontal	Vertical	N/A
2651.100	-28.72	8.56	-25.0	-3.72	137.00	Horizontal	Vertical	N/A
5060.000	-37.72	11.18	-25.0	-12.72	303.00	Horizontal	Vertical	Pass
13384.988	-39.38	16.87	-25.0	-14.38	136.00	Horizontal	Vertical	Pass
17937.525	-43.13	13.79	-25.0	-18.13	102.00	Horizontal	Vertical	Pass

RSE-V&V n7 BW20 CH531000



Frequency (MHz)	Result (dBm)	Factor (dB)	PK Limit (dBm)	Over Limit (dB)	Table (o)	ANT	EUT	Verdict
33.056	-70.52	-24.08	-25.0	-45.52	271.00	Vertical	Vertical	Pass
2538.900	-42.23	8.15	-25.0	-17.23	314.00	Vertical	Vertical	N/A
2651.200	-39.54	8.56	-25.0	-14.54	314.00	Vertical	Vertical	N/A
5052.000	-40.82	11.07	-25.0	-15.82	38.00	Vertical	Vertical	Pass
12010.662	-39.77	13.49	-25.0	-14.77	123.00	Vertical	Vertical	Pass
20350.349	-42.69	12.97	-25.0	-17.69	207.00	Vertical	Vertical	Pass

RSE-V&H n7 BW20 CH531000

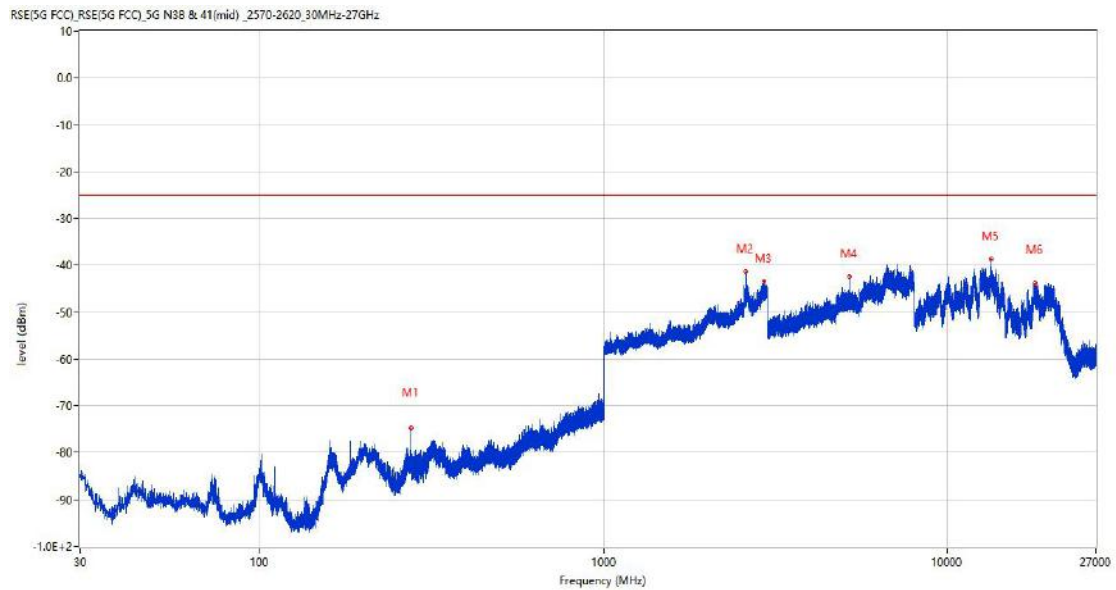


Frequency (MHz)	Result (dBm)	Factor (dB)	PK Limit (dBm)	Over Limit (dB)	Table (o)	ANT	EUT	Verdict
34.171	-70.06	-23.14	-25.0	-45.06	284.00	Vertical	Horizontal	Pass
2530.100	-42.84	8.18	-25.0	-17.84	297.00	Vertical	Horizontal	N/A
2656.300	-37.68	8.17	-25.0	-12.68	342.00	Vertical	Horizontal	N/A
5051.750	-35.48	11.10	-25.0	-10.48	185.00	Vertical	Horizontal	Pass
11940.600	-39.77	14.00	-25.0	-14.77	229.00	Vertical	Horizontal	Pass
17955.899	-41.63	13.94	-25.0	-16.63	228.00	Vertical	Horizontal	Pass

19 n38

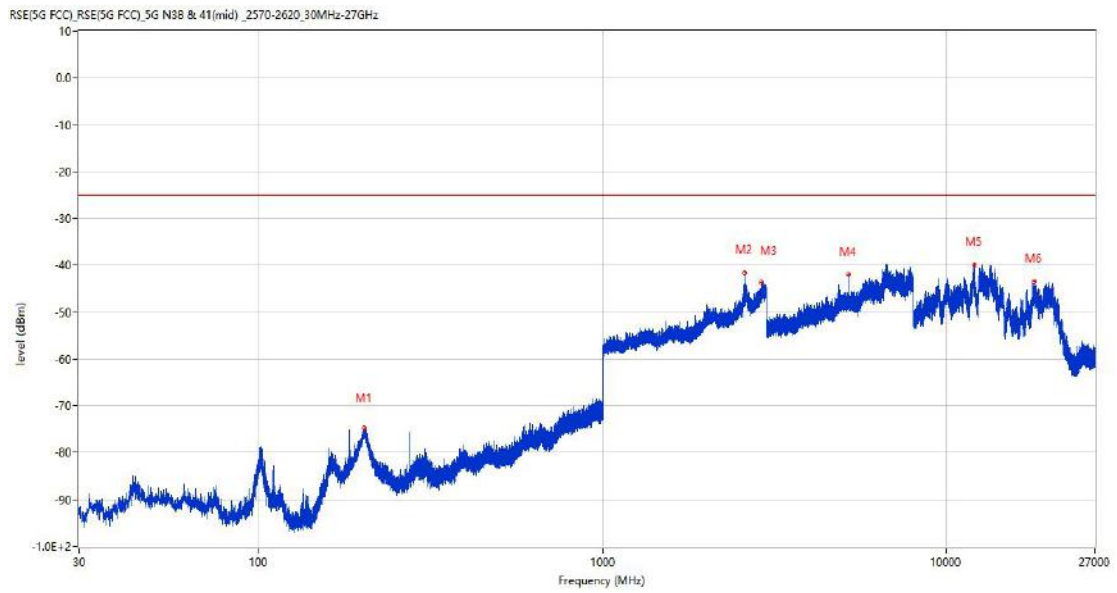
19.1 n38 BW20, PI/2 BPSK, Middle Channel

RSE-H&H n38 BW20 CH519000



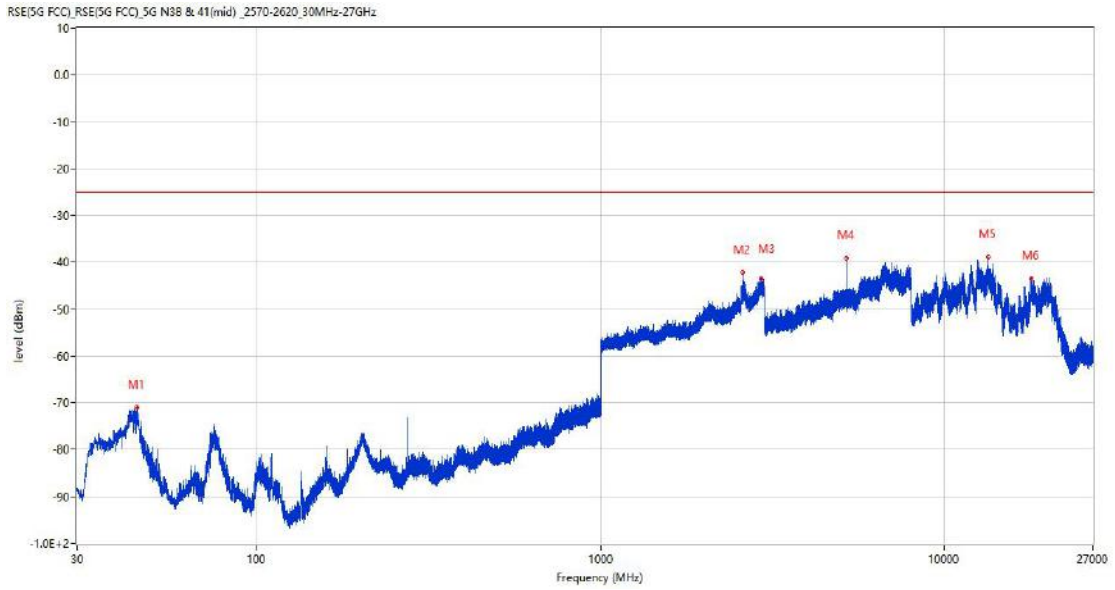
Frequency (MHz)	Result (dBm)	Factor (dB)	PK Limit (dBm)	Over Limit (dB)	Table (o)	ANT	EUT	Verdict
275.216	-74.71	-13.99	-25.0	-49.71	86.00	Horizontal	Horizontal	Pass
2591.900	-41.45	9.56	-25.0	-16.45	170.00	Horizontal	Horizontal	N/A
2931.100	-43.39	10.60	-25.0	-18.39	179.00	Horizontal	Horizontal	Pass
5190.750	-42.50	10.34	-25.0	-17.50	101.00	Horizontal	Horizontal	Pass
13376.062	-38.66	16.78	-25.0	-13.66	51.00	Horizontal	Horizontal	Pass
17987.662	-43.96	13.16	-25.0	-18.96	19.00	Horizontal	Horizontal	Pass

RSE-H&V n38 BW20 CH519000



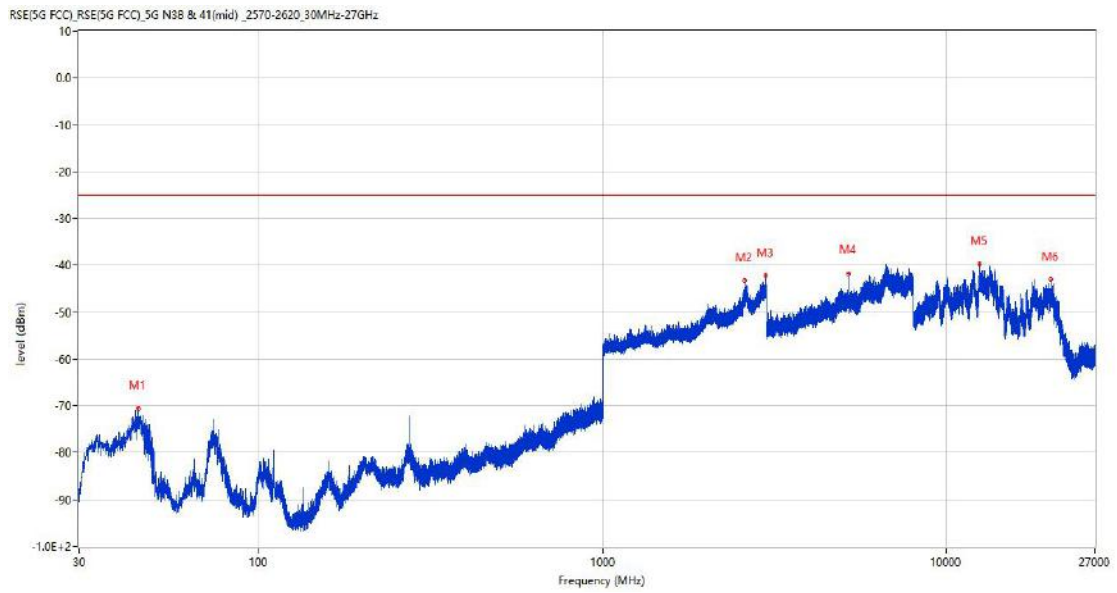
Frequency (MHz)	Result (dBm)	Factor (dB)	PK Limit (dBm)	Over Limit (dB)	Table (o)	ANT	EUT	Verdict
202.951	-74.71	-15.63	-25.0	-49.71	61.00	Horizontal	Vertical	Pass
2591.100	-41.53	9.54	-25.0	-16.53	18.00	Horizontal	Vertical	N/A
2893.200	-43.65	11.20	-25.0	-18.65	238.00	Horizontal	Vertical	Pass
5183.250	-42.06	10.48	-25.0	-17.06	332.00	Horizontal	Vertical	Pass
12014.701	-39.94	13.36	-25.0	-14.94	29.00	Horizontal	Vertical	Pass
17998.162	-43.37	12.90	-25.0	-18.37	318.00	Horizontal	Vertical	Pass

RSE-V&V n38 BW20 CH519000



Frequency (MHz)	Result (dBm)	Factor (dB)	PK Limit (dBm)	Over Limit (dB)	Table (o)	ANT	EUT	Verdict
44.792	-70.94	-16.60	-25.0	-45.94	116.00	Vertical	Vertical	Pass
2591.600	-42.20	9.55	-25.0	-17.20	212.00	Vertical	Vertical	N/A
2928.200	-43.40	10.62	-25.0	-18.40	221.00	Vertical	Vertical	Pass
5188.500	-39.18	10.31	-25.0	-14.18	116.00	Vertical	Vertical	Pass
13379.738	-38.98	16.82	-25.0	-13.98	318.00	Vertical	Vertical	Pass
17921.511	-43.43	13.41	-25.0	-18.43	270.00	Vertical	Vertical	Pass

RSE-V&H n38 BW20 CH519000

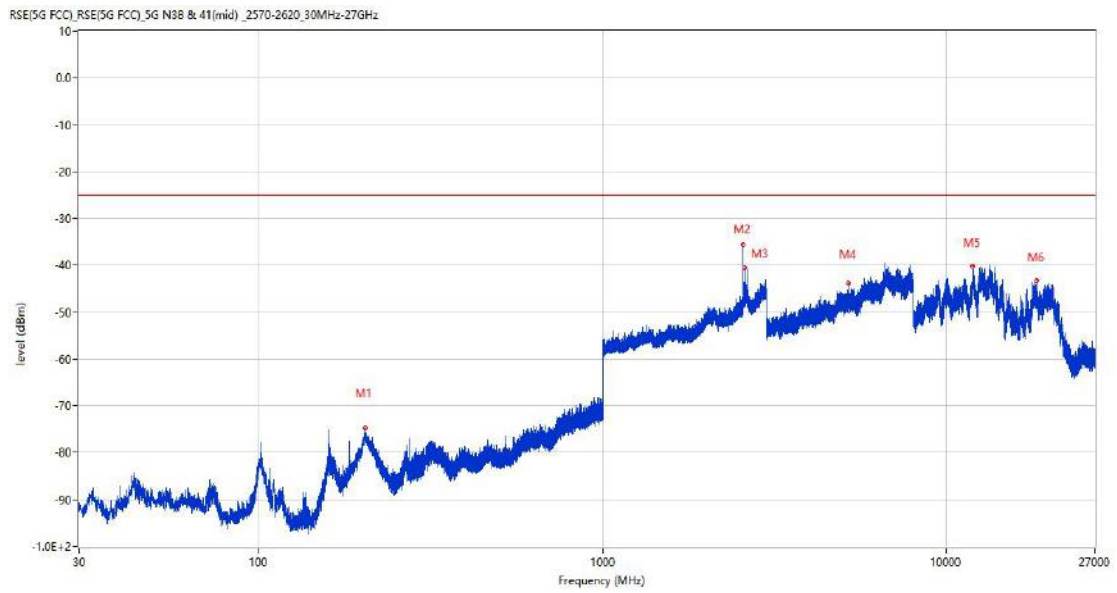


Frequency (MHz)	Result (dBm)	Factor (dB)	PK Limit (dBm)	Over Limit (dB)	Table (o)	ANT	EUT	Verdict
44.453	-70.68	-16.96	-25.0	-45.68	160.00	Vertical	Horizontal	Pass
2591.000	-43.22	9.54	-25.0	-18.22	35.00	Vertical	Horizontal	N/A
2974.200	-42.22	12.03	-25.0	-17.22	288.00	Vertical	Horizontal	Pass
5188.000	-41.75	10.30	-25.0	-16.75	167.00	Vertical	Horizontal	Pass
12502.525	-39.77	14.68	-25.0	-14.77	131.00	Vertical	Horizontal	Pass
20061.901	-43.09	12.96	-25.0	-18.09	138.00	Vertical	Horizontal	Pass



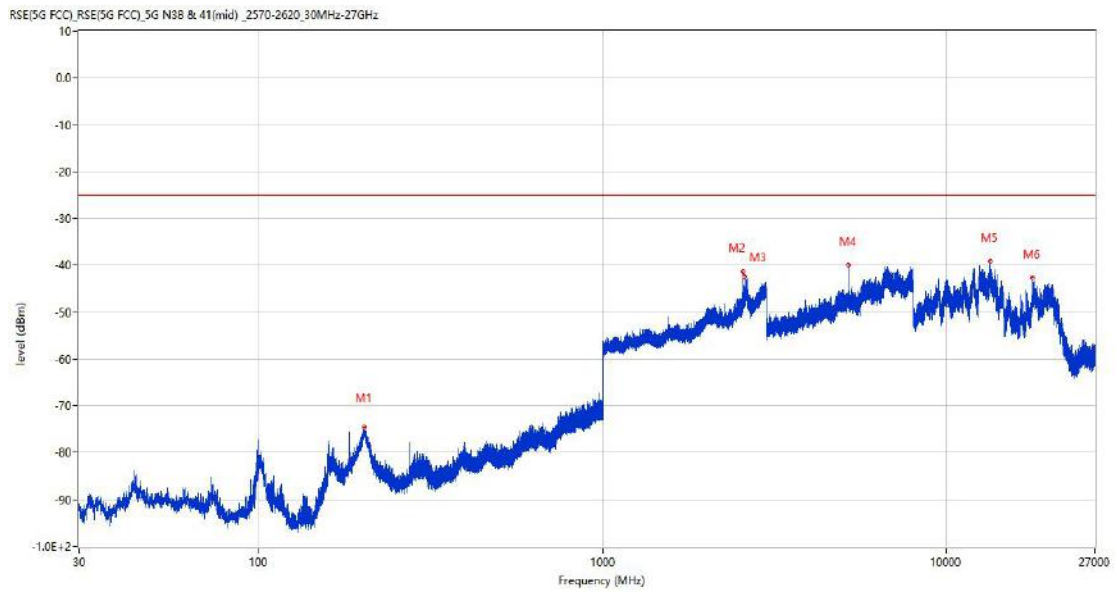
## 19.2 n38 BW30, PI/2 BPSK, Middle Channel

RSE-H&H n38 BW30 CH519000



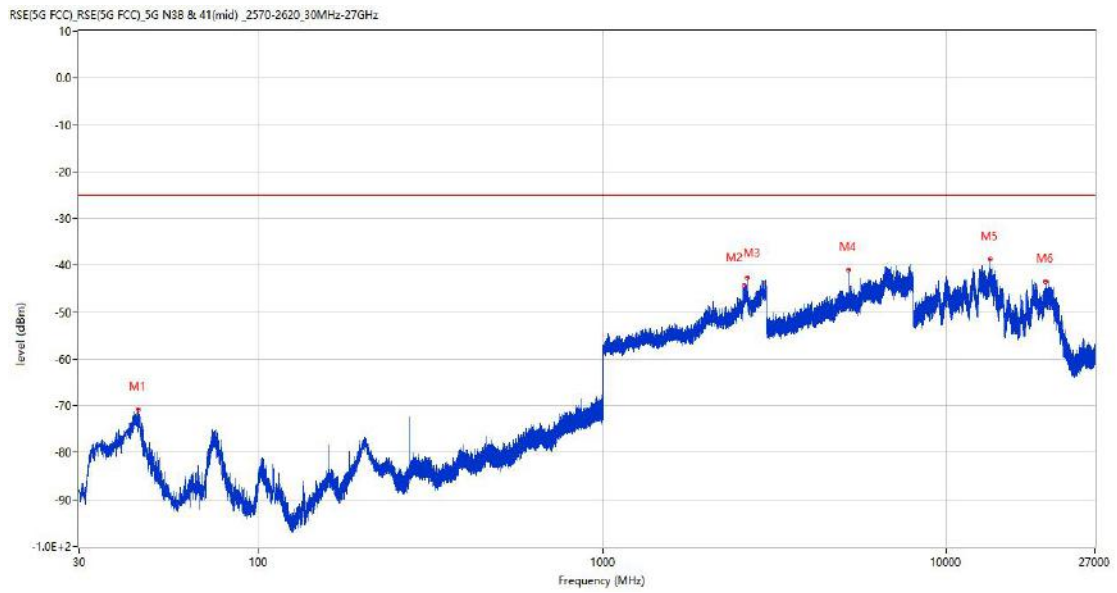
Frequency (MHz)	Result (dBm)	Factor (dB)	PK Limit (dBm)	Over Limit (dB)	Table (o)	ANT	EUT	Verdict
203.630	-74.79	-15.52	-25.0	-49.79	76.00	Horizontal	Horizontal	Pass
2558.700	-35.58	8.28	-25.0	-10.58	155.00	Horizontal	Horizontal	Pass
2590.500	-40.64	9.53	-25.0	-15.64	155.00	Horizontal	Horizontal	N/A
5184.250	-43.82	10.45	-25.0	-18.82	98.00	Horizontal	Horizontal	Pass
11904.500	-40.15	13.95	-25.0	-15.15	172.00	Horizontal	Horizontal	Pass
18290.698	-43.29	12.86	-25.0	-18.29	0.00	Horizontal	Horizontal	Pass

RSE-H&V n38 BW30 CH519000



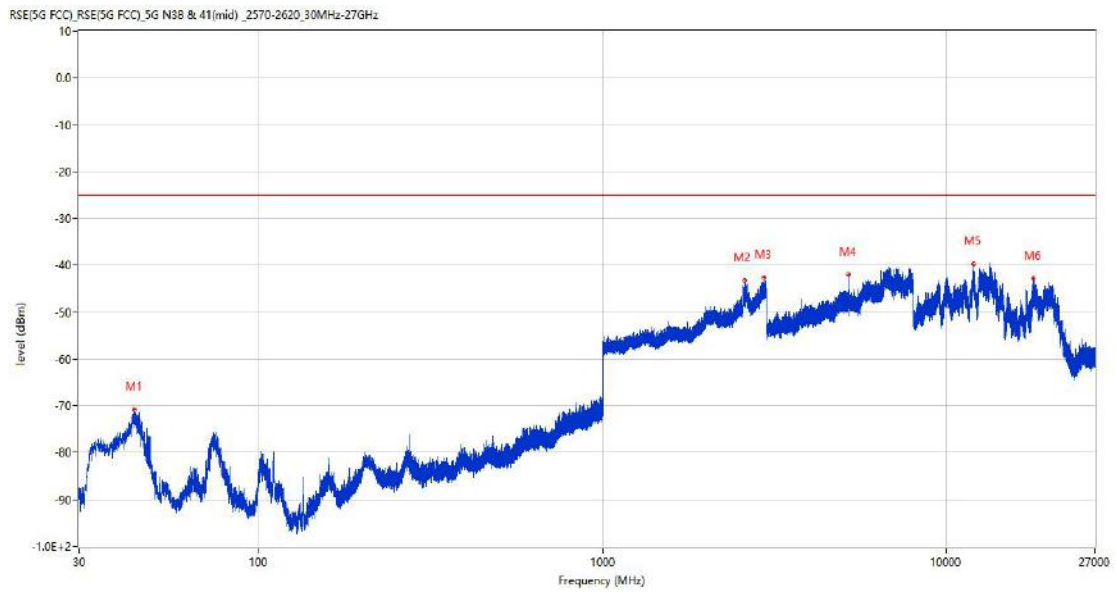
Frequency (MHz)	Result (dBm)	Factor (dB)	PK Limit (dBm)	Over Limit (dB)	Table (o)	ANT	EUT	Verdict
203.048	-74.43	-15.61	-25.0	-49.43	74.00	Horizontal	Vertical	Pass
2552.900	-41.37	7.21	-25.0	-16.37	182.00	Horizontal	Vertical	Pass
2591.400	-42.35	9.55	-25.0	-17.35	208.00	Horizontal	Vertical	N/A
5184.500	-39.99	10.42	-25.0	-14.99	87.00	Horizontal	Vertical	Pass
13368.450	-39.19	16.71	-25.0	-14.19	238.00	Horizontal	Vertical	Pass
17803.125	-42.63	13.12	-25.0	-17.63	150.00	Horizontal	Vertical	Pass

RSE-V&V n38 BW30 CH519000



Frequency (MHz)	Result (dBm)	Factor (dB)	PK Limit (dBm)	Over Limit (dB)	Table (o)	ANT	EUT	Verdict
44.404	-70.75	-17.01	-25.0	-45.75	75.00	Vertical	Vertical	Pass
2591.400	-44.35	9.55	-25.0	-19.35	43.00	Vertical	Vertical	N/A
2625.600	-42.62	10.11	-25.0	-17.62	299.00	Vertical	Vertical	Pass
5188.000	-40.92	10.30	-25.0	-15.92	332.00	Vertical	Vertical	Pass
13396.537	-38.60	16.98	-25.0	-13.60	0.00	Vertical	Vertical	Pass
19416.601	-43.53	12.92	-25.0	-18.53	44.00	Vertical	Vertical	Pass

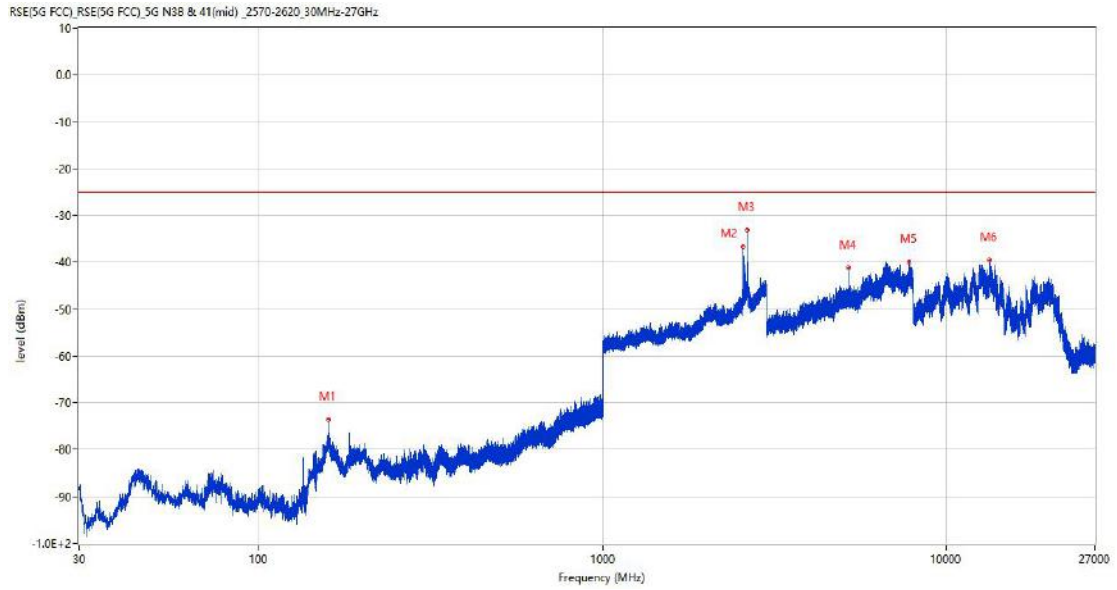
RSE-V&H n38 BW30 CH519000



Frequency (MHz)	Result (dBm)	Factor (dB)	PK Limit (dBm)	Over Limit (dB)	Table (o)	ANT	EUT	Verdict
43.386	-70.83	-17.95	-25.0	-45.83	149.00	Vertical	Horizontal	Pass
2591.500	-43.30	9.55	-25.0	-18.30	18.00	Vertical	Horizontal	N/A
2944.100	-42.70	10.55	-25.0	-17.70	105.00	Vertical	Horizontal	Pass
5190.000	-41.97	10.42	-25.0	-16.97	195.00	Vertical	Horizontal	Pass
11988.813	-39.75	13.86	-25.0	-14.75	187.00	Vertical	Horizontal	Pass
17919.937	-42.82	13.37	-25.0	-17.82	126.00	Vertical	Horizontal	Pass

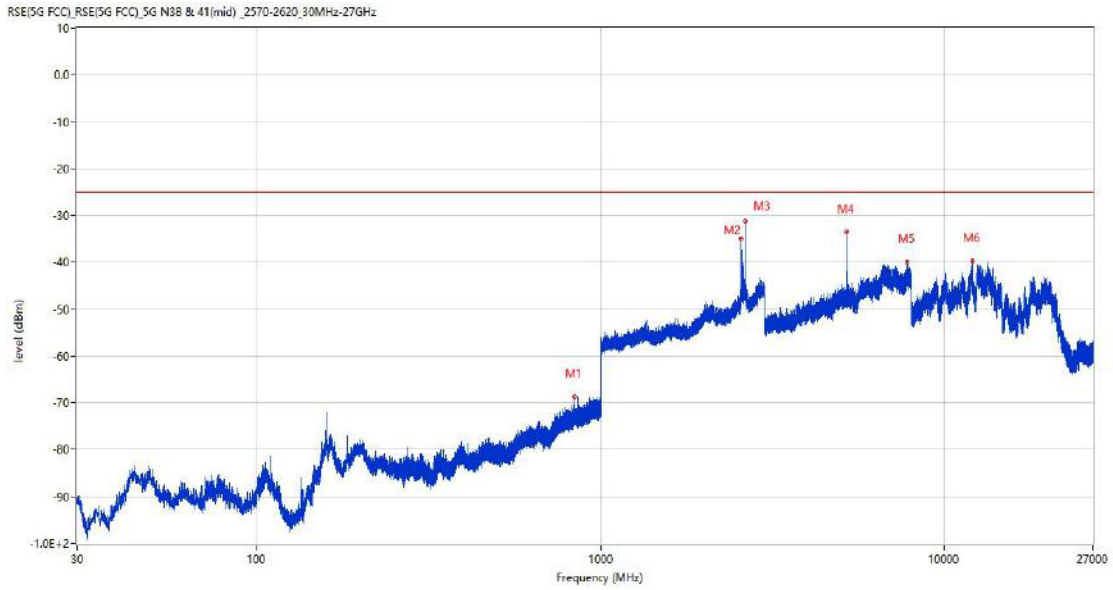
### 19.3 n38 BW40, PI/2 BPSK, Middle Channel

RSE-H&H n38 BW40 CH519000



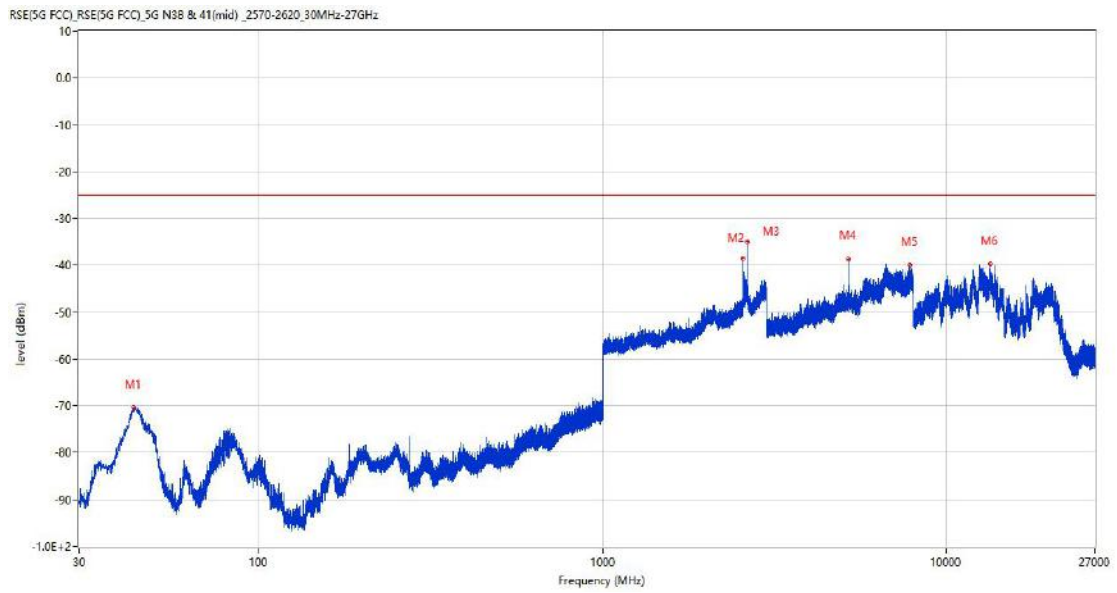
Frequency (MHz)	Result (dBm)	Factor (dB)	PK Limit (dBm)	Over Limit (dB)	Table (o)	ANT	EUT	Verdict
159.107	-73.58	-19.81	-25.0	-48.58	359.00	Horizontal	Horizontal	Pass
2558.800	-36.54	8.32	-25.0	-11.54	182.00	Horizontal	Horizontal	N/A
2631.000	-33.03	8.20	-25.0	-8.03	134.00	Horizontal	Horizontal	N/A
5197.000	-41.23	10.30	-25.0	-16.23	90.00	Horizontal	Horizontal	Pass
7803.750	-39.97	15.93	-25.0	-14.97	190.00	Horizontal	Horizontal	Pass
13340.888	-39.51	16.18	-25.0	-14.51	249.00	Horizontal	Horizontal	Pass

RSE-H&V n38 BW40 CH519000



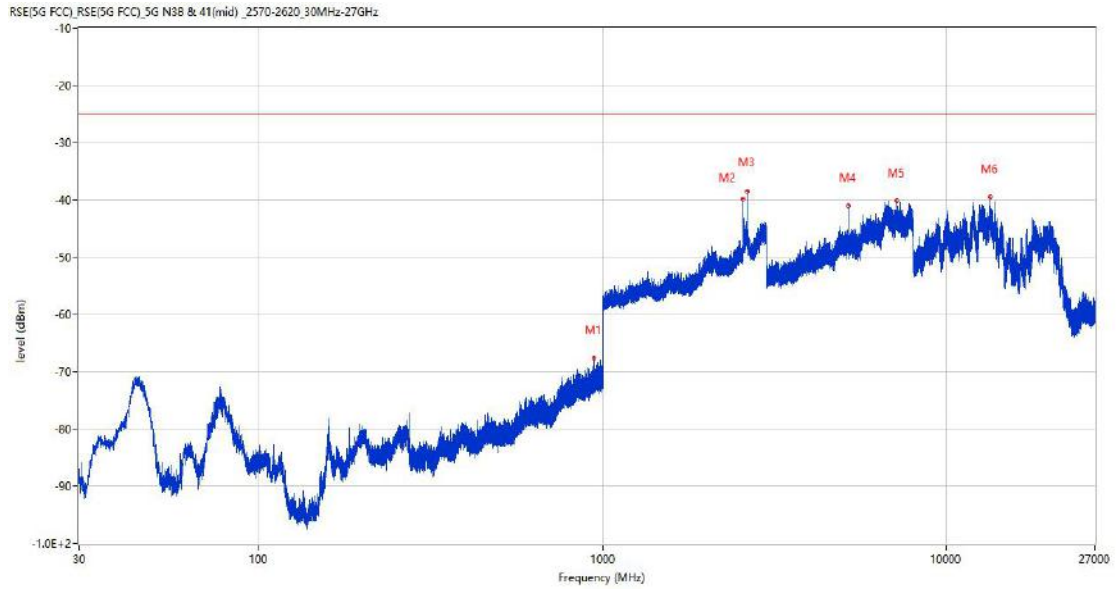
Frequency (MHz)	Result (dBm)	Factor (dB)	PK Limit (dBm)	Over Limit (dB)	Table (o)	ANT	EUT	Verdict
839.998	-68.75	-0.10	-25.0	-43.75	352.00	Horizontal	Vertical	Pass
2560.400	-34.97	8.66	-25.0	-9.97	213.00	Horizontal	Vertical	N/A
2628.900	-31.23	8.49	-25.0	-6.23	223.00	Horizontal	Vertical	N/A
5179.250	-33.54	10.66	-25.0	-8.54	212.00	Horizontal	Vertical	Pass
7804.000	-40.02	15.95	-25.0	-15.02	321.00	Horizontal	Vertical	Pass
12006.862	-39.82	13.60	-25.0	-14.82	57.00	Horizontal	Vertical	Pass

RSE-V&V n38 BW40 CH519000



Frequency (MHz)	Result (dBm)	Factor (dB)	PK Limit (dBm)	Over Limit (dB)	Table (o)	ANT	EUT	Verdict
43.337	-70.38	-17.98	-25.0	-45.38	241.00	Vertical	Vertical	Pass
2560.300	-38.44	8.64	-25.0	-13.44	307.00	Vertical	Vertical	N/A
2629.100	-34.87	8.45	-25.0	-9.87	202.00	Vertical	Vertical	N/A
5179.500	-38.78	10.63	-25.0	-13.78	360.00	Vertical	Vertical	Pass
7821.000	-39.84	16.08	-25.0	-14.84	360.00	Vertical	Vertical	Pass
13373.175	-39.76	16.76	-25.0	-14.76	3.00	Vertical	Vertical	Pass

RSE-V&H n38 BW40 CH519000

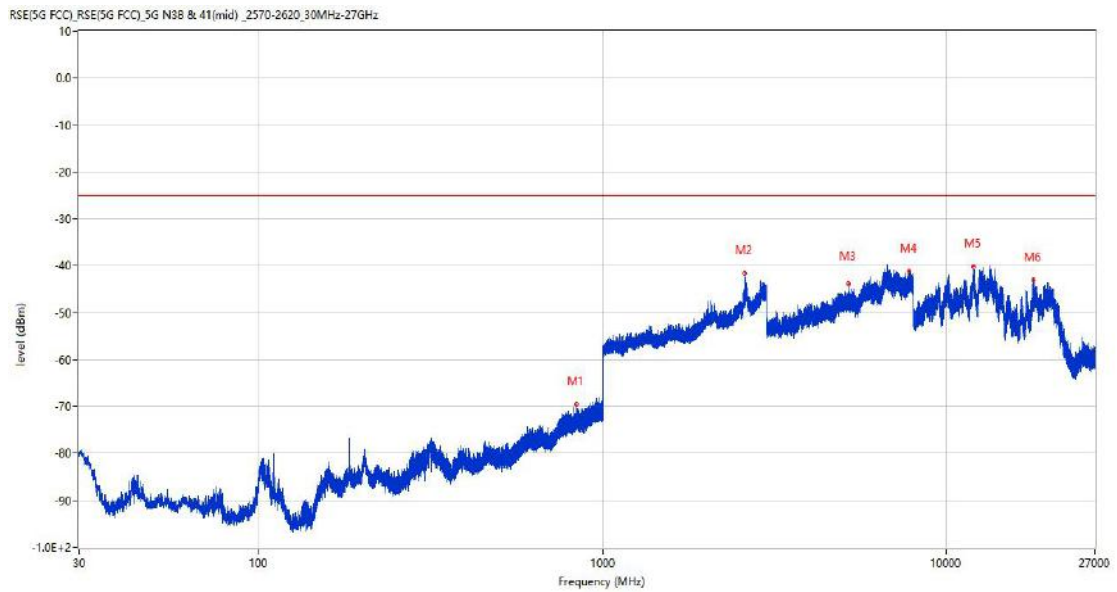


Frequency (MHz)	Result (dBm)	Factor (dB)	PK Limit (dBm)	Over Limit (dB)	Table (o)	ANT	EUT	Verdict
943.837	-67.71	1.51	-25.0	-42.71	66.00	Vertical	Horizontal	Pass
2557.200	-39.78	7.60	-25.0	-14.78	30.00	Vertical	Horizontal	N/A
2630.600	-38.43	8.22	-25.0	-13.43	259.00	Vertical	Horizontal	N/A
5179.500	-41.09	10.63	-25.0	-16.09	200.00	Vertical	Horizontal	Pass
7171.750	-40.19	14.48	-25.0	-15.19	299.00	Vertical	Horizontal	Pass
13363.463	-39.54	16.67	-25.0	-14.54	131.00	Vertical	Horizontal	Pass



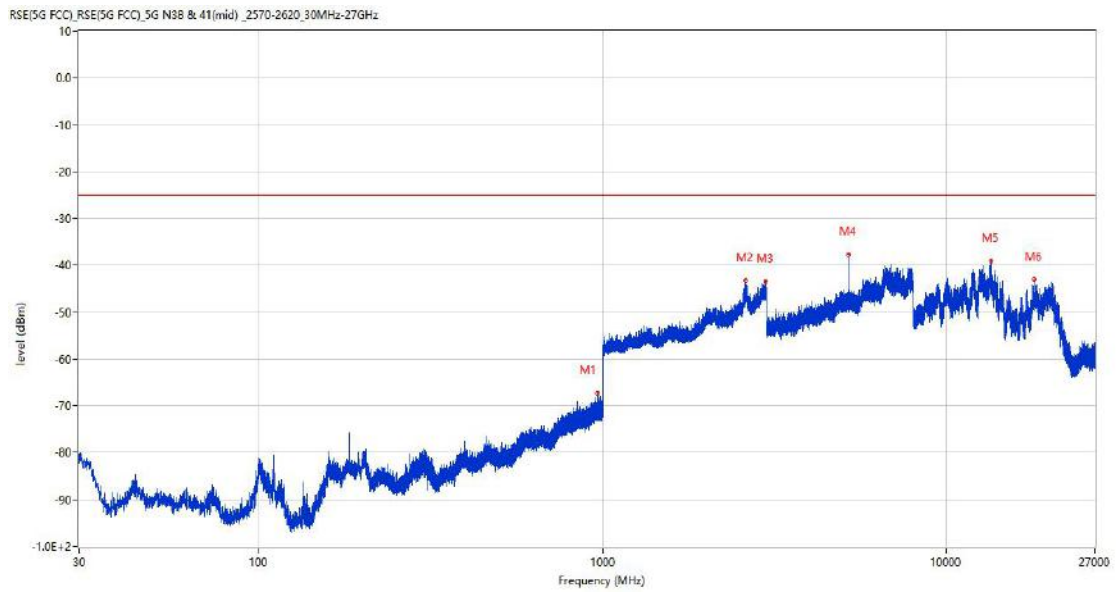
### 19.4 n38 BW20, QPSK, Middle Channel

RSE-H&H n38 BW20 CH519000



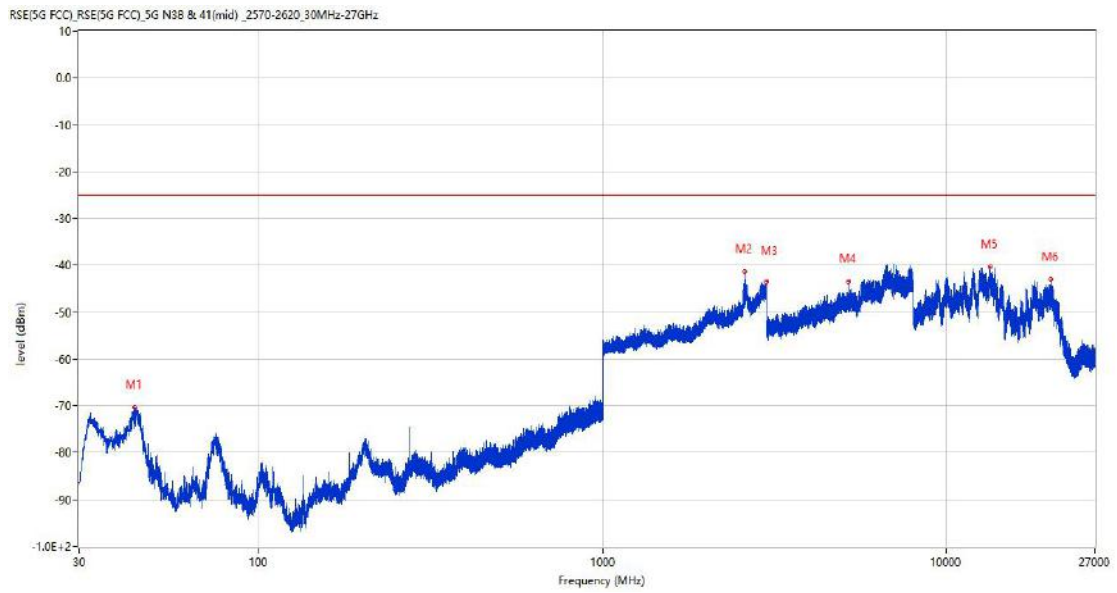
Frequency (MHz)	Result (dBm)	Factor (dB)	PK Limit (dBm)	Over Limit (dB)	Table (o)	ANT	EUT	Verdict
839.998	-69.56	-0.10	-25.0	-44.56	57.00	Horizontal	Horizontal	Pass
2591.300	-41.58	9.55	-25.0	-16.58	24.00	Horizontal	Horizontal	N/A
5187.500	-43.86	10.31	-25.0	-18.86	200.00	Horizontal	Horizontal	Pass
7789.500	-41.17	15.56	-25.0	-16.17	46.00	Horizontal	Horizontal	Pass
11977.413	-40.16	13.91	-25.0	-15.16	274.00	Horizontal	Horizontal	Pass
17824.911	-43.07	12.52	-25.0	-18.07	271.00	Horizontal	Horizontal	Pass

RSE-H&V n38 BW20 CH519000



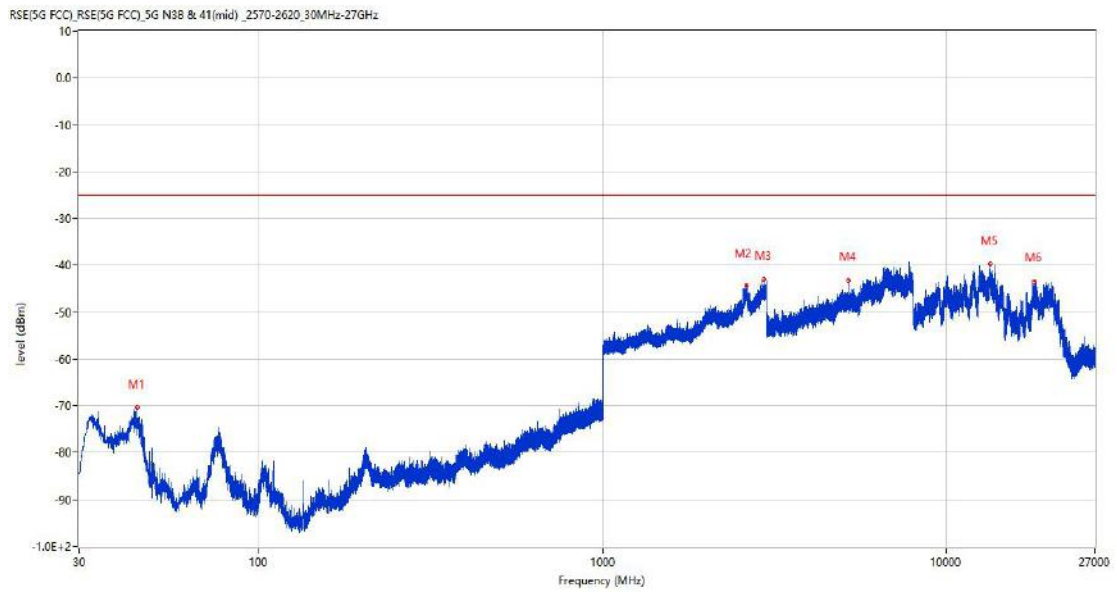
Frequency (MHz)	Result (dBm)	Factor (dB)	PK Limit (dBm)	Over Limit (dB)	Table (o)	ANT	EUT	Verdict
963.237	-67.18	1.82	-25.0	-42.18	143.00	Horizontal	Vertical	Pass
2599.300	-43.32	9.74	-25.0	-18.32	142.00	Horizontal	Vertical	N/A
2977.800	-43.54	11.64	-25.0	-18.54	301.00	Horizontal	Vertical	Pass
5184.750	-37.67	10.38	-25.0	-12.67	105.00	Horizontal	Vertical	Pass
13433.026	-39.19	16.28	-25.0	-14.19	151.00	Horizontal	Vertical	Pass
17958.001	-42.98	13.89	-25.0	-17.98	199.00	Horizontal	Vertical	Pass

RSE-V&V n38 BW20 CH519000



Frequency (MHz)	Result (dBm)	Factor (dB)	PK Limit (dBm)	Over Limit (dB)	Table (o)	ANT	EUT	Verdict
43.434	-70.44	-17.91	-25.0	-45.44	42.00	Vertical	Vertical	Pass
2591.500	-41.46	9.55	-25.0	-16.46	204.00	Vertical	Vertical	N/A
2991.300	-43.35	10.87	-25.0	-18.35	148.00	Vertical	Vertical	Pass
5191.750	-43.53	10.26	-25.0	-18.53	30.00	Vertical	Vertical	Pass
13364.513	-40.28	16.68	-25.0	-15.28	96.00	Vertical	Vertical	Pass
20077.199	-43.11	12.96	-25.0	-18.11	360.00	Vertical	Vertical	Pass

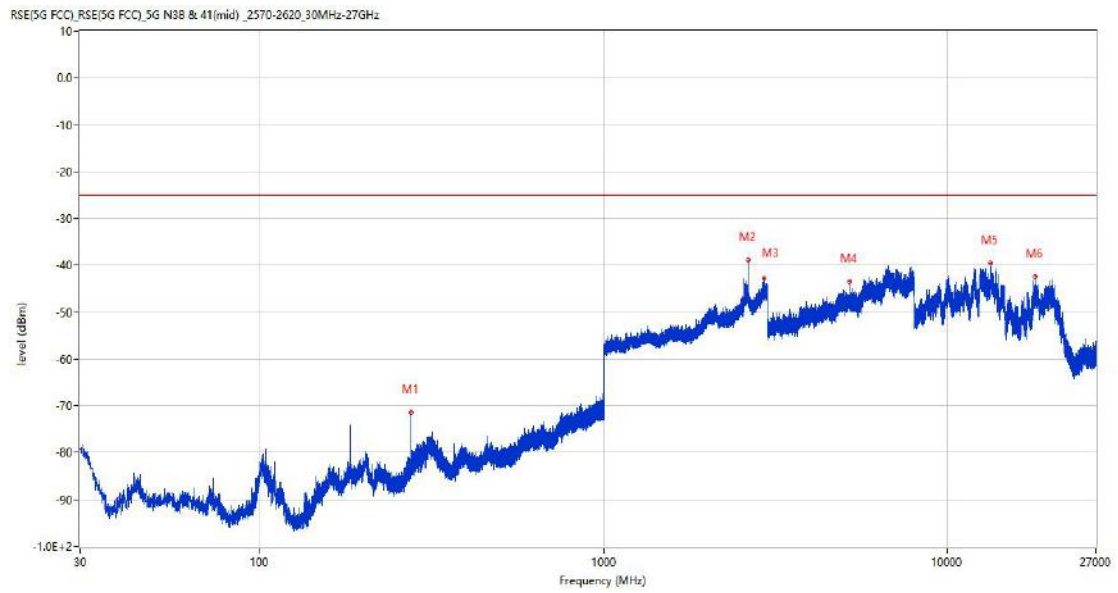
RSE-V&H n38 BW20 CH519000



Frequency (MHz)	Result (dBm)	Factor (dB)	PK Limit (dBm)	Over Limit (dB)	Table (o)	ANT	EUT	Verdict
44.211	-70.38	-17.22	-25.0	-45.38	70.00	Vertical	Horizontal	Pass
2612.100	-44.31	9.92	-25.0	-19.31	360.00	Vertical	Horizontal	N/A
2944.100	-42.94	10.55	-25.0	-17.94	19.00	Vertical	Horizontal	Pass
5187.750	-43.31	10.30	-25.0	-18.31	195.00	Vertical	Horizontal	Pass
13401.787	-39.72	16.97	-25.0	-14.72	174.00	Vertical	Horizontal	Pass
17964.825	-43.46	13.72	-25.0	-18.46	0.00	Vertical	Horizontal	Pass

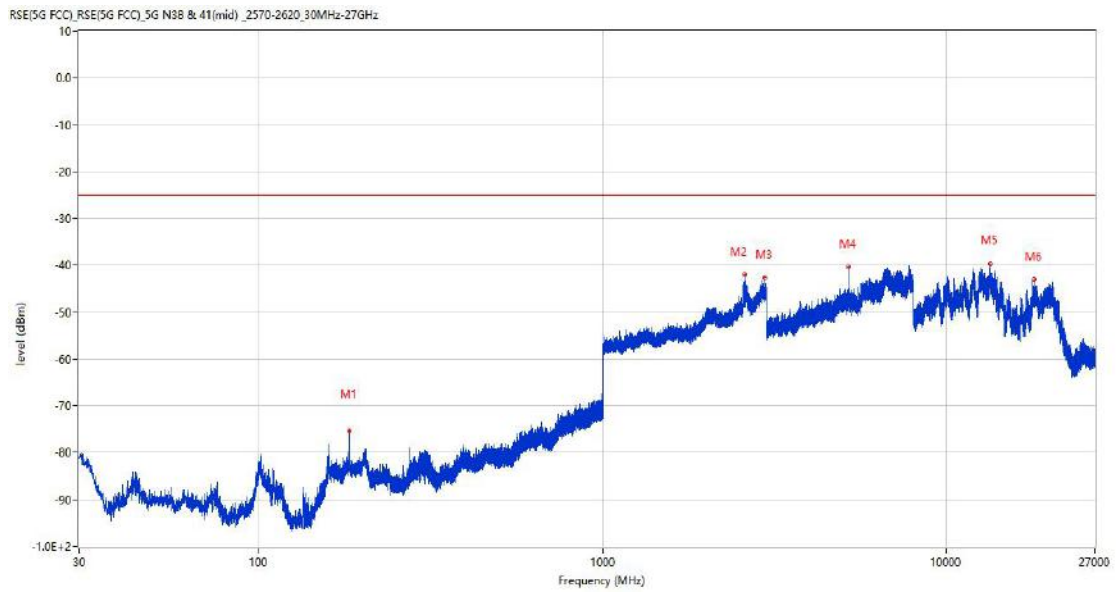
### 19.5 n38 BW30, QPSK, Middle Channel

RSE-H&H n38 BW30 CH519000



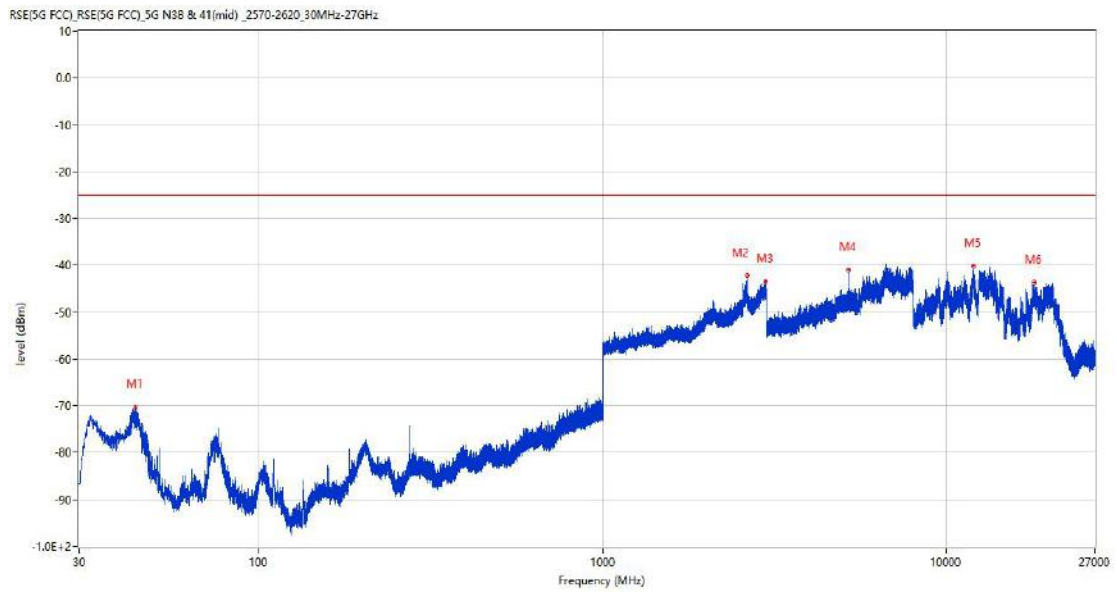
Frequency (MHz)	Result (dBm)	Factor (dB)	PK Limit (dBm)	Over Limit (dB)	Table (o)	ANT	EUT	Verdict
275.168	-71.35	-13.99	-25.0	-46.35	91.00	Horizontal	Horizontal	Pass
2625.300	-38.85	10.10	-25.0	-13.85	44.00	Horizontal	Horizontal	N/A
2922.700	-42.87	11.22	-25.0	-17.87	306.00	Horizontal	Horizontal	Pass
5186.000	-43.51	10.42	-25.0	-18.51	253.00	Horizontal	Horizontal	Pass
13344.562	-39.55	16.33	-25.0	-14.55	95.00	Horizontal	Horizontal	Pass
17940.150	-42.42	13.85	-25.0	-17.42	342.00	Horizontal	Horizontal	Pass

RSE-H&V n38 BW30 CH519000



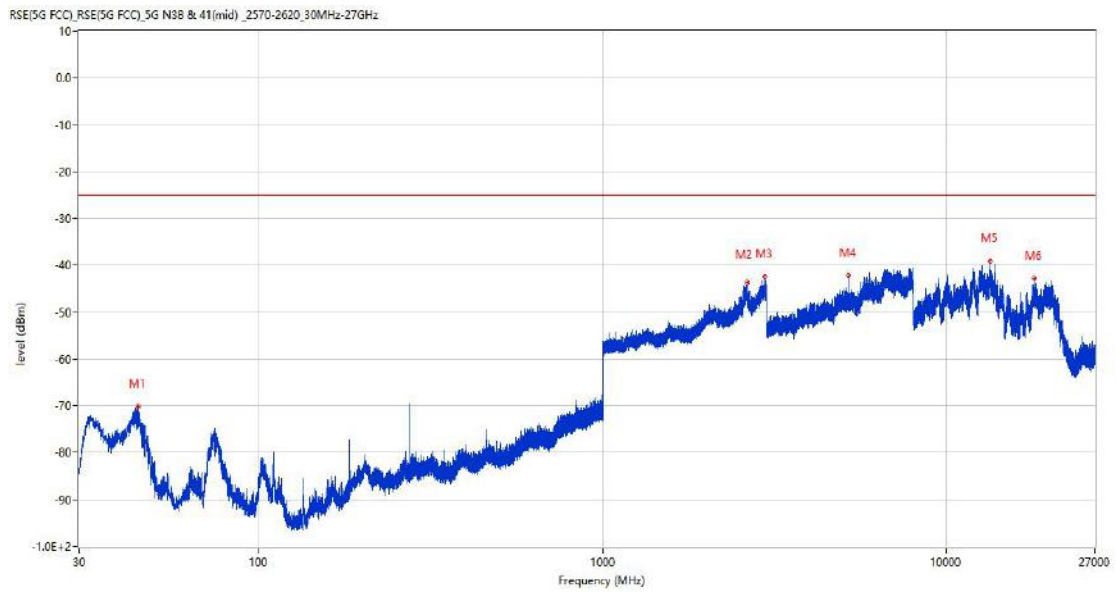
Frequency (MHz)	Result (dBm)	Factor (dB)	PK Limit (dBm)	Over Limit (dB)	Table (o)	ANT	EUT	Verdict
183.502	-75.38	-17.36	-25.0	-50.38	216.00	Horizontal	Vertical	Pass
2591.600	-42.02	9.55	-25.0	-17.02	204.00	Horizontal	Vertical	N/A
2953.900	-42.58	11.12	-25.0	-17.58	351.00	Horizontal	Vertical	Pass
5185.250	-40.39	10.36	-25.0	-15.39	106.00	Horizontal	Vertical	Pass
13350.862	-39.62	16.55	-25.0	-14.62	121.00	Horizontal	Vertical	Pass
17940.677	-42.97	13.87	-25.0	-17.97	121.00	Horizontal	Vertical	Pass

RSE-V&V n38 BW30 CH519000



Frequency (MHz)	Result (dBm)	Factor (dB)	PK Limit (dBm)	Over Limit (dB)	Table (o)	ANT	EUT	Verdict
43.629	-70.28	-17.75	-25.0	-45.28	205.00	Vertical	Vertical	Pass
2625.600	-42.18	10.11	-25.0	-17.18	135.00	Vertical	Vertical	N/A
2974.200	-43.54	12.03	-25.0	-18.54	339.00	Vertical	Vertical	Pass
5181.000	-41.05	10.54	-25.0	-16.05	340.00	Vertical	Vertical	Pass
11983.350	-40.17	13.88	-25.0	-15.17	48.00	Vertical	Vertical	Pass
17950.650	-43.61	14.07	-25.0	-18.61	167.00	Vertical	Vertical	Pass

RSE-V&H n38 BW30 CH519000

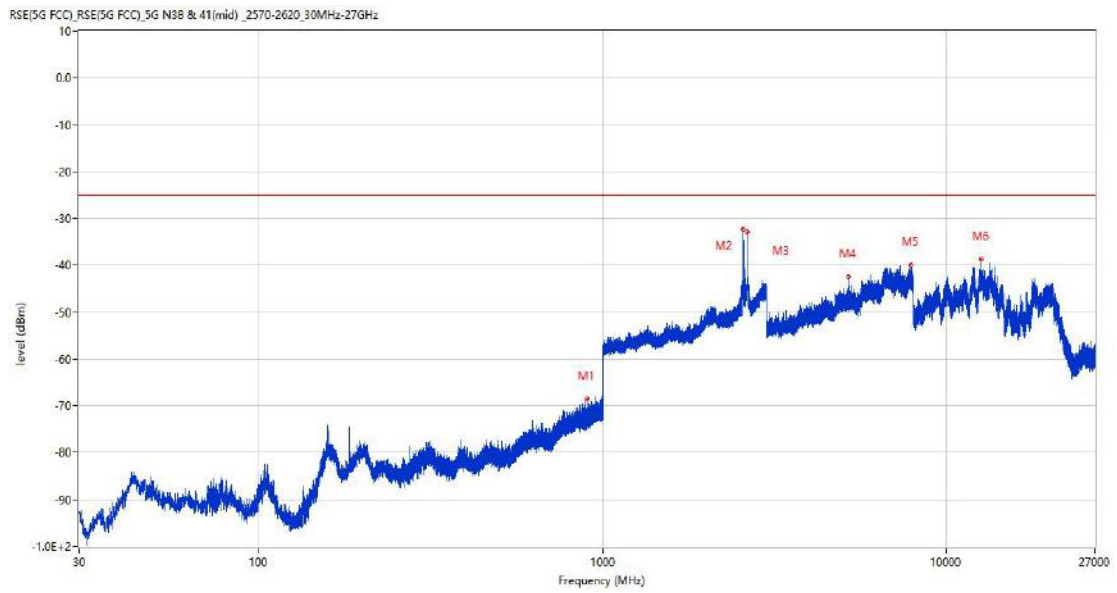


Frequency (MHz)	Result (dBm)	Factor (dB)	PK Limit (dBm)	Over Limit (dB)	Table (o)	ANT	EUT	Verdict
44.453	-70.27	-16.96	-25.0	-45.27	162.00	Vertical	Horizontal	Pass
2628.000	-43.70	8.63	-25.0	-18.70	250.00	Vertical	Horizontal	N/A
2953.500	-42.44	11.10	-25.0	-17.44	189.00	Vertical	Horizontal	Pass
5189.250	-42.17	10.29	-25.0	-17.17	216.00	Vertical	Horizontal	Pass
13353.750	-39.00	16.58	-25.0	-14.00	170.00	Vertical	Horizontal	Pass
17957.738	-42.86	13.90	-25.0	-17.86	293.00	Vertical	Horizontal	Pass



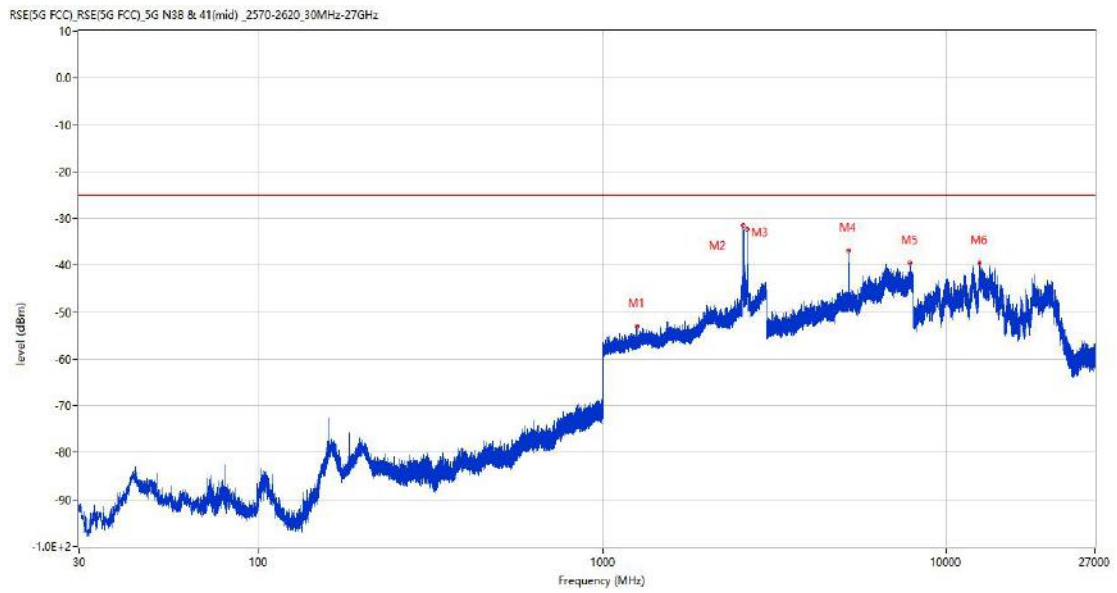
### 19.6 n38 BW40, QPSK, Middle Channel

RSE-H&H n38 BW40 CH519000



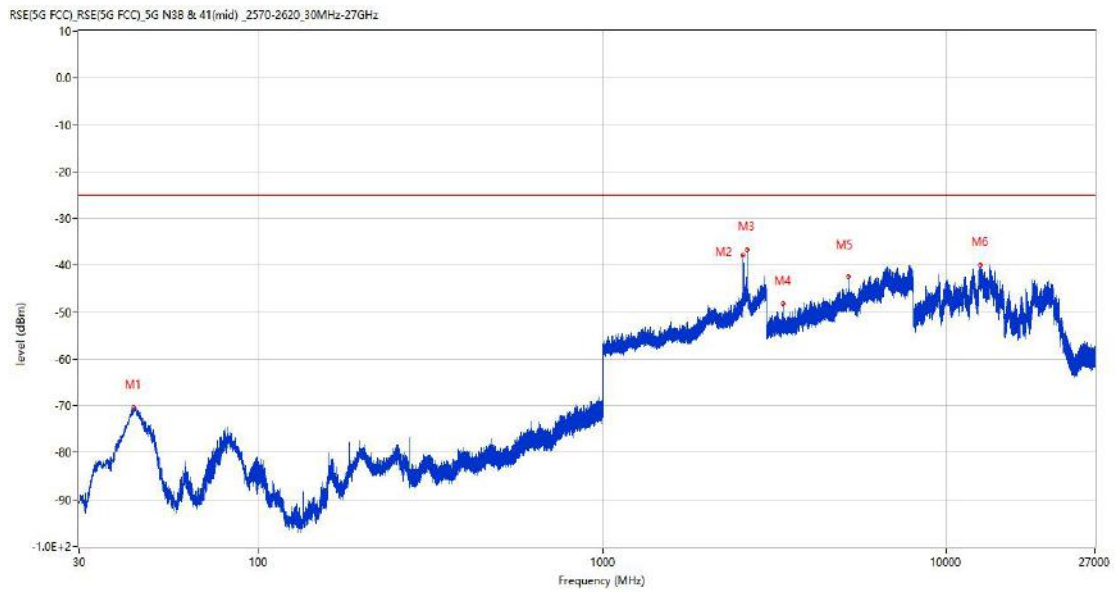
Frequency (MHz)	Result (dBm)	Factor (dB)	PK Limit (dBm)	Over Limit (dB)	Table (o)	ANT	EUT	Verdict
898.829	-68.60	0.05	-25.0	-43.60	99.00	Horizontal	Horizontal	Pass
2557.000	-32.23	7.46	-25.0	-7.23	153.00	Horizontal	Horizontal	N/A
2629.600	-32.95	8.34	-25.0	-7.95	173.00	Horizontal	Horizontal	N/A
5180.250	-42.37	10.56	-25.0	-17.37	104.00	Horizontal	Horizontal	Pass
7877.750	-39.88	15.10	-25.0	-14.88	224.00	Horizontal	Horizontal	Pass
12623.887	-38.61	14.22	-25.0	-13.61	236.00	Horizontal	Horizontal	Pass

RSE-H&V n38 BW40 CH519000



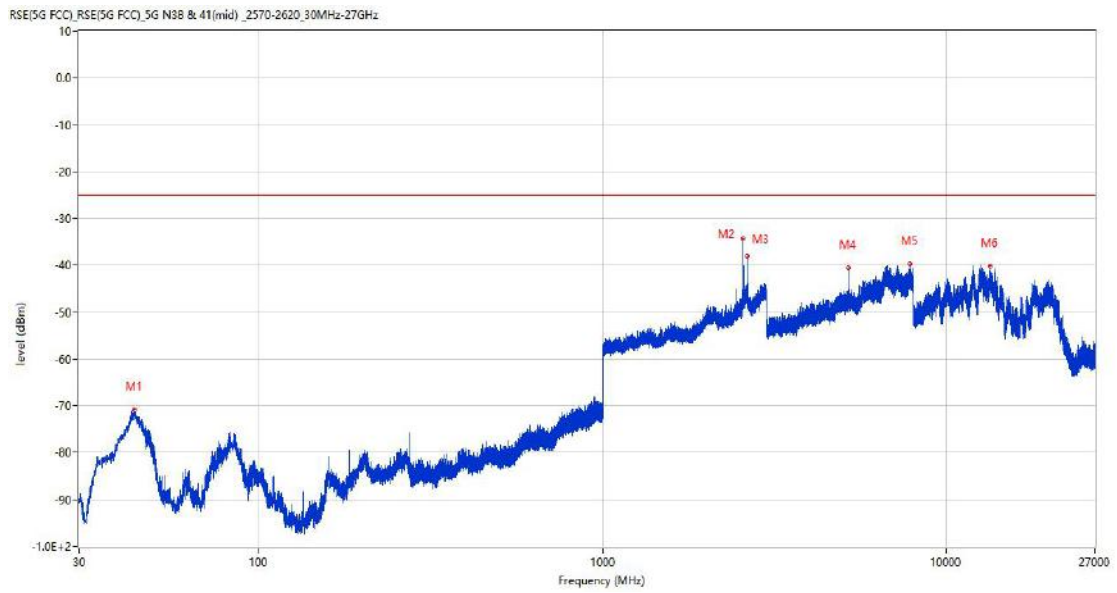
Frequency (MHz)	Result (dBm)	Factor (dB)	PK Limit (dBm)	Over Limit (dB)	Table (o)	ANT	EUT	Verdict
1255.700	-53.06	-0.95	-25.0	-28.06	175.00	Horizontal	Vertical	Pass
2559.600	-31.50	8.55	-25.0	-6.50	204.00	Horizontal	Vertical	N/A
2626.900	-32.20	8.99	-25.0	-7.20	204.00	Horizontal	Vertical	N/A
5179.000	-36.78	10.67	-25.0	-11.78	167.00	Horizontal	Vertical	Pass
7810.250	-39.53	16.27	-25.0	-14.53	74.00	Horizontal	Vertical	Pass
12502.050	-39.47	14.69	-25.0	-14.47	58.00	Horizontal	Vertical	Pass

RSE-V&V n38 BW40 CH519000



Frequency (MHz)	Result (dBm)	Factor (dB)	PK Limit (dBm)	Over Limit (dB)	Table (o)	ANT	EUT	Verdict
43.192	-70.31	-18.09	-25.0	-45.31	223.00	Vertical	Vertical	Pass
2559.000	-37.85	8.39	-25.0	-12.85	202.00	Vertical	Vertical	N/A
2636.400	-36.54	8.24	-25.0	-11.54	144.00	Vertical	Vertical	N/A
3357.250	-48.28	6.72	-25.0	-23.28	247.00	Vertical	Vertical	Pass
5191.500	-42.36	10.27	-25.0	-17.36	108.00	Vertical	Vertical	Pass
12517.012	-39.99	14.45	-25.0	-14.99	148.00	Vertical	Vertical	Pass

RSE-V&H n38 BW40 CH519000

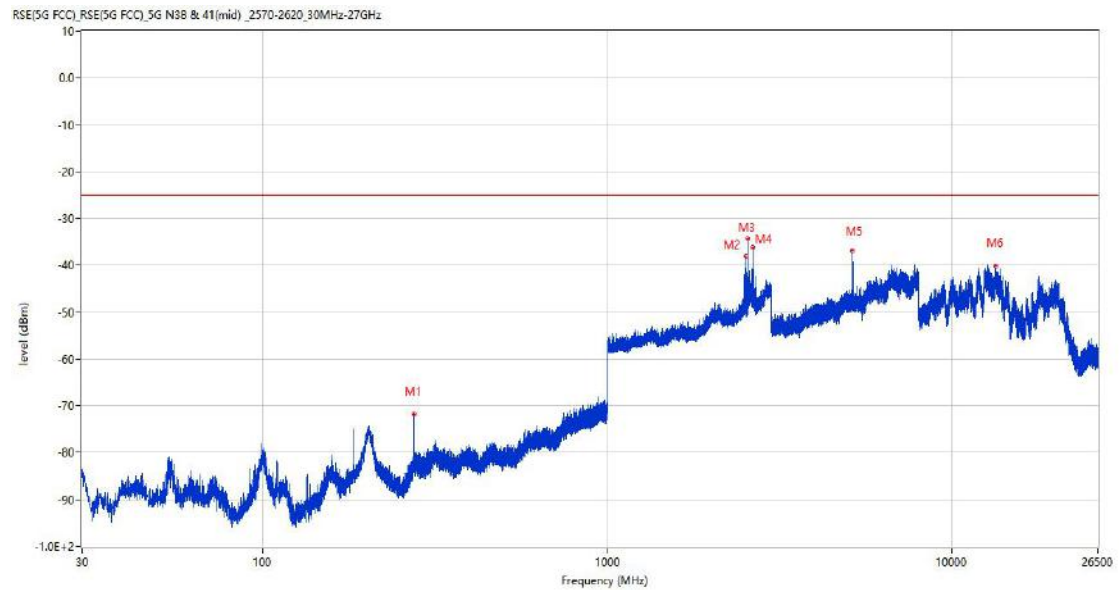


Frequency (MHz)	Result (dBm)	Factor (dB)	PK Limit (dBm)	Over Limit (dB)	Table (o)	ANT	EUT	Verdict
43.483	-70.74	-17.87	-25.0	-45.74	280.00	Vertical	Horizontal	Pass
2558.900	-34.25	8.35	-25.0	-9.25	2.00	Vertical	Horizontal	N/A
2629.700	-38.04	8.32	-25.0	-13.04	20.00	Vertical	Horizontal	N/A
5181.000	-40.45	10.54	-25.0	-15.45	203.00	Vertical	Horizontal	Pass
7808.750	-39.76	16.16	-25.0	-14.76	360.00	Vertical	Horizontal	Pass
13375.537	-40.06	16.78	-25.0	-15.06	68.00	Vertical	Horizontal	Pass

20 n41

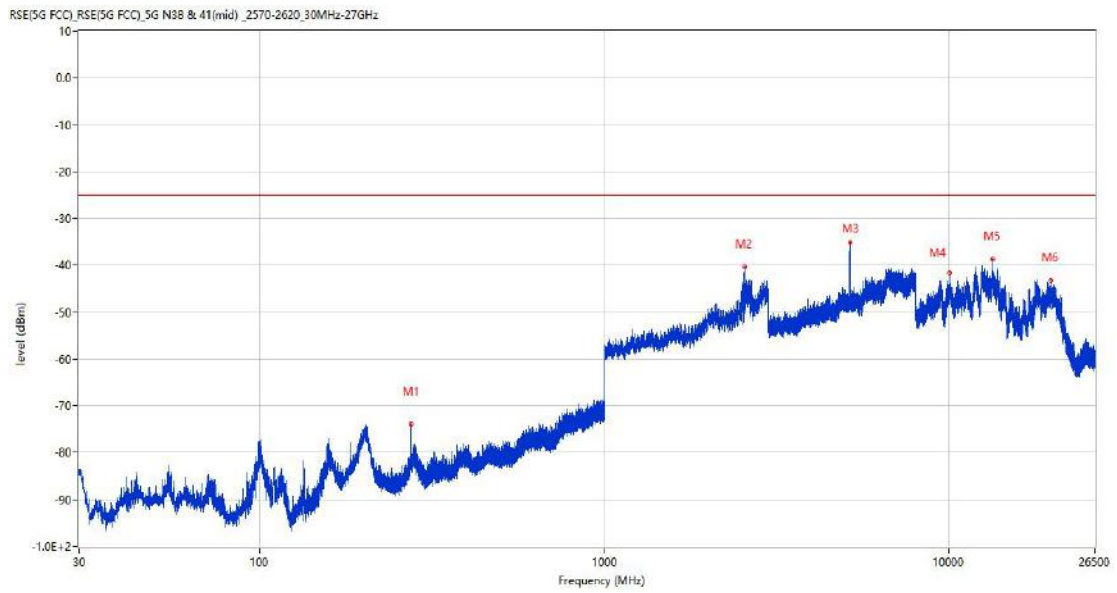
20.1 n41 BW20, PI/2 BPSK, Middle Channel

RSE-H&H n41 BW20 CH518598



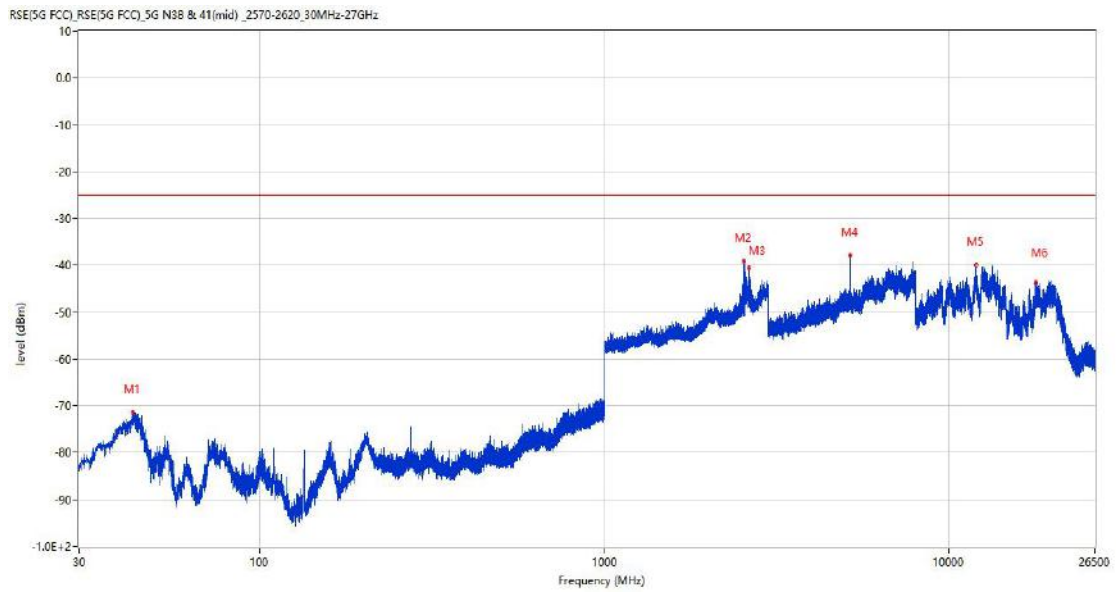
Frequency (MHz)	Result (dBm)	Factor (dB)	PK Limit (dBm)	Over Limit (dB)	Table (o)	ANT	EUT	Verdict
275.362	-71.82	-13.98	-25.0	-46.82	76.00	Horizontal	Horizontal	Pass
2526.900	-38.12	6.70	-25.0	-13.12	120.00	Horizontal	Horizontal	N/A
2554.900	-34.42	7.25	-25.0	-9.42	164.00	Horizontal	Horizontal	N/A
2640.100	-36.26	8.35	-25.0	-11.26	151.00	Horizontal	Horizontal	Pass
5154.750	-36.82	11.12	-25.0	-11.82	94.00	Horizontal	Horizontal	Pass
13374.224	-40.04	16.77	-25.0	-15.04	344.00	Horizontal	Horizontal	Pass

RSE-H&V n41 BW20 CH518598



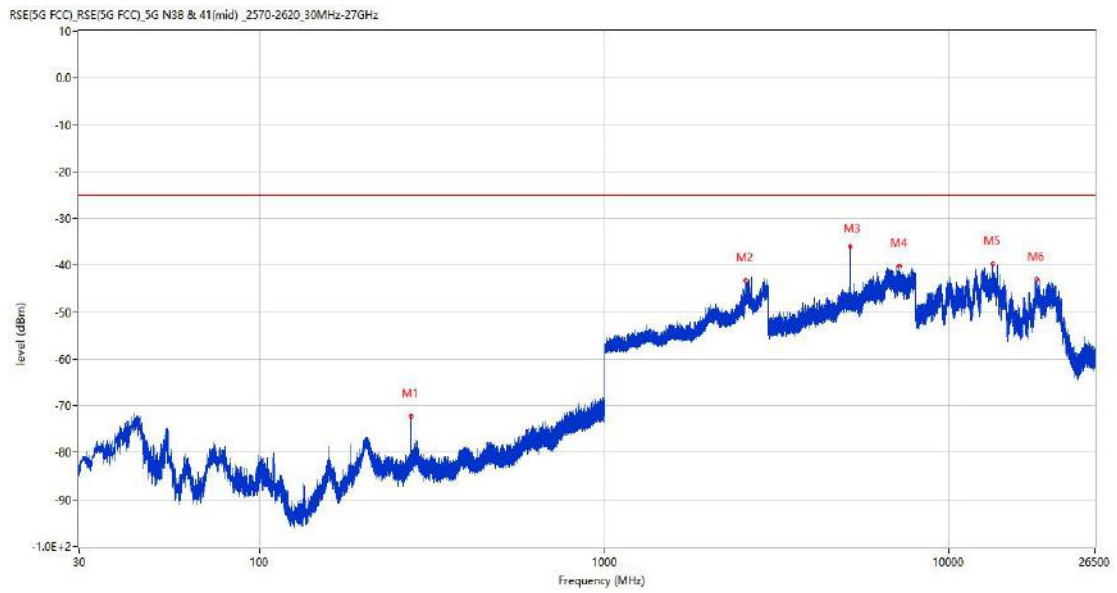
Frequency (MHz)	Result (dBm)	Factor (dB)	PK Limit (dBm)	Over Limit (dB)	Table (o)	ANT	EUT	Verdict
275.410	-73.92	-13.98	-25.0	-48.92	69.00	Horizontal	Vertical	Pass
2554.800	-40.44	7.24	-25.0	-15.44	169.00	Horizontal	Vertical	N/A
5167.250	-35.07	11.05	-25.0	-10.07	104.00	Horizontal	Vertical	Pass
10064.113	-41.63	12.82	-25.0	-16.63	324.00	Horizontal	Vertical	Pass
13381.049	-38.59	16.83	-25.0	-13.59	21.00	Horizontal	Vertical	Pass
19737.823	-43.27	12.94	-25.0	-18.27	1.00	Horizontal	Vertical	Pass

RSE-V&V n41 BW20 CH518598



Frequency (MHz)	Result (dBm)	Factor (dB)	PK Limit (dBm)	Over Limit (dB)	Table (o)	ANT	EUT	Verdict
42.950	-71.46	-18.24	-25.0	-46.46	173.00	Vertical	Vertical	Pass
2545.300	-39.12	6.35	-25.0	-14.12	277.00	Vertical	Vertical	N/A
2629.200	-40.63	8.43	-25.0	-15.63	245.00	Vertical	Vertical	N/A
5176.250	-37.95	10.87	-25.0	-12.95	129.00	Vertical	Vertical	Pass
11956.275	-39.95	13.99	-25.0	-14.95	236.00	Vertical	Vertical	Pass
17867.700	-43.74	12.21	-25.0	-18.74	21.00	Vertical	Vertical	Pass

RSE-V&H n41 BW20 CH518598

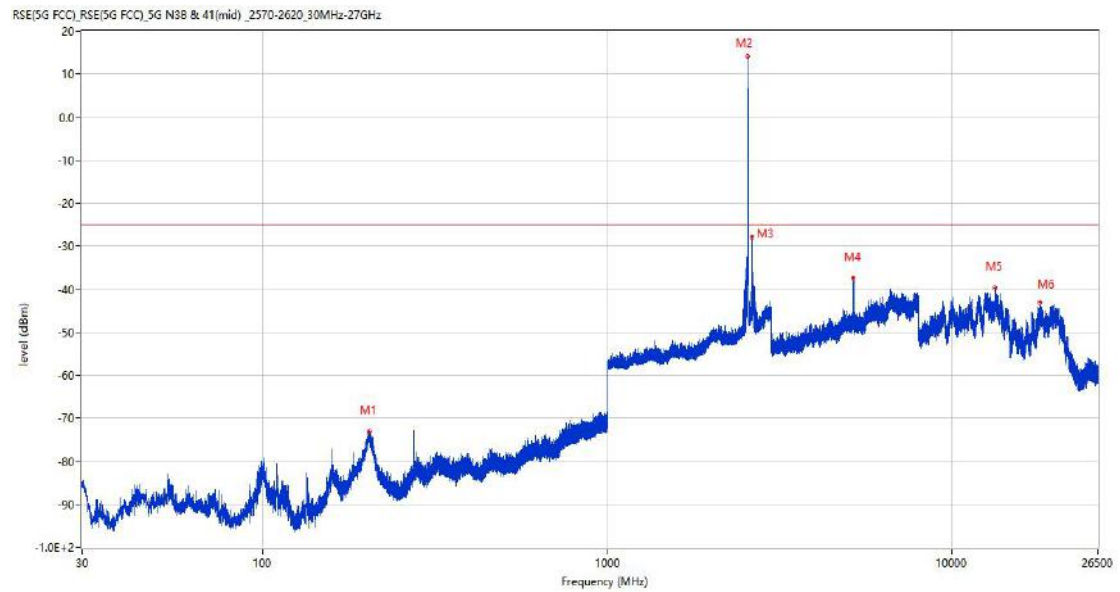


Frequency (MHz)	Result (dBm)	Factor (dB)	PK Limit (dBm)	Over Limit (dB)	Table (o)	ANT	EUT	Verdict
275.362	-72.33	-13.98	-25.0	-47.33	360.00	Vertical	Horizontal	Pass
2561.800	-43.22	8.84	-25.0	-18.22	126.00	Vertical	Horizontal	N/A
5176.250	-36.00	10.87	-25.0	-11.00	169.00	Vertical	Horizontal	Pass
7177.500	-40.06	14.47	-25.0	-15.06	61.00	Vertical	Horizontal	Pass
13430.925	-39.64	16.33	-25.0	-14.64	113.00	Vertical	Horizontal	Pass
17955.113	-43.05	13.96	-25.0	-18.05	3.00	Vertical	Horizontal	Pass



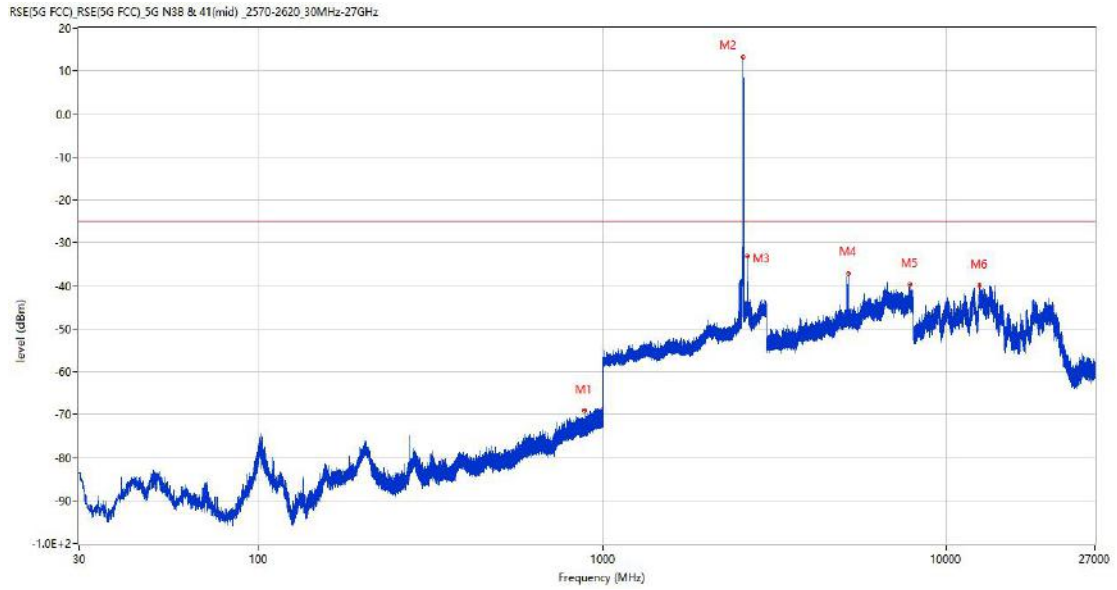
## 20.2 n41 BW60, PI/2 BPSK, Middle Channel

RSE-H&H n41 BW60 CH518598



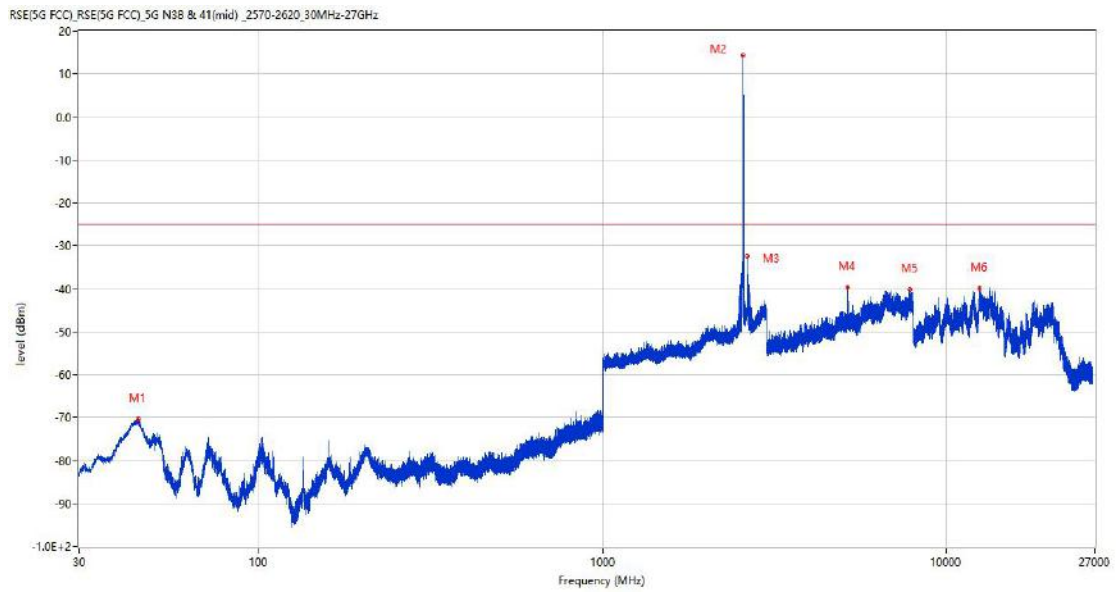
Frequency (MHz)	Result (dBm)	Factor (dB)	PK Limit (dBm)	Over Limit (dB)	Table (o)	ANT	EUT	Verdict
203.484	-73.18	-15.54	-25.0	-48.18	124.00	Horizontal	Horizontal	Pass
2557.700	14.04	7.95	-25.0	39.04	190.00	Horizontal	Horizontal	N/A
2627.800	-27.92	8.66	-25.0	-2.92	165.00	Horizontal	Horizontal	N/A
5157.500	-37.50	11.12	-25.0	-12.50	114.00	Horizontal	Horizontal	Pass
13353.487	-39.60	16.57	-25.0	-14.60	205.00	Horizontal	Horizontal	Pass
17929.650	-43.11	13.60	-25.0	-18.11	180.00	Horizontal	Horizontal	Pass

RSE-H&V n41 BW60 CH518598



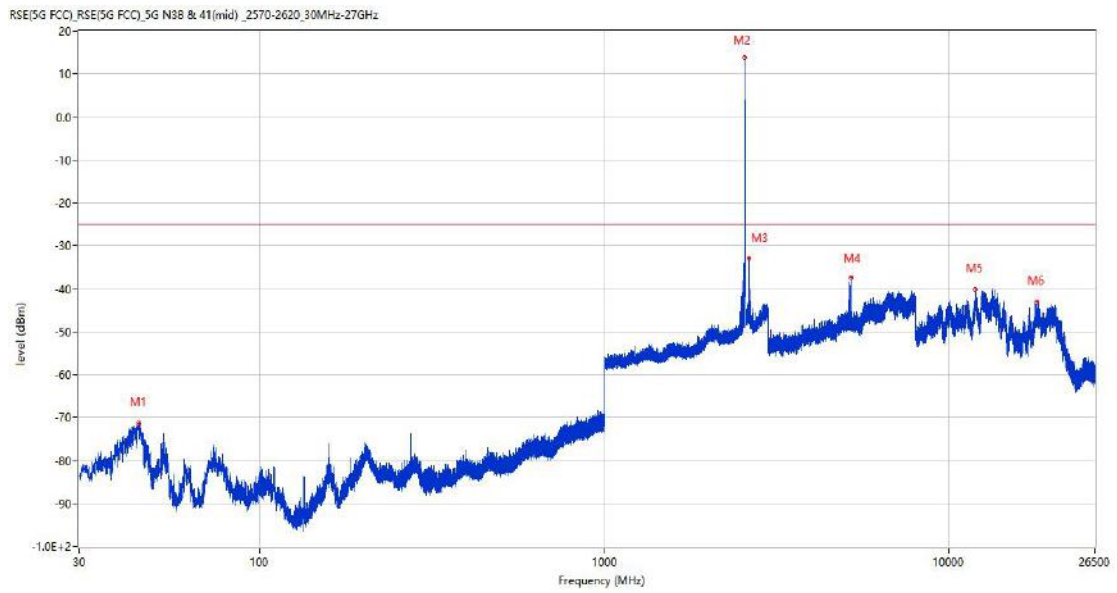
Frequency (MHz)	Result (dBm)	Factor (dB)	PK Limit (dBm)	Over Limit (dB)	Table (o)	ANT	EUT	Verdict
884.667	-69.12	-0.21	-25.0	-44.12	41.00	Horizontal	Vertical	Pass
2557.600	13.16	7.88	-25.0	38.16	88.00	Horizontal	Vertical	N/A
2625.800	-33.03	10.02	-25.0	-8.03	153.00	Horizontal	Vertical	N/A
5187.000	-37.12	10.43	-25.0	-12.12	109.00	Horizontal	Vertical	Pass
7813.750	-39.75	16.25	-25.0	-14.75	18.00	Horizontal	Vertical	Pass
12488.037	-39.98	14.61	-25.0	-14.98	263.00	Horizontal	Vertical	Pass

RSE-V&V n41 BW60 CH518598



Frequency (MHz)	Result (dBm)	Factor (dB)	PK Limit (dBm)	Over Limit (dB)	Table (o)	ANT	EUT	Verdict
44.599	-70.45	-16.80	-25.0	-45.45	154.00	Vertical	Vertical	Pass
2557.800	14.32	7.99	-25.0	39.32	11.00	Vertical	Vertical	N/A
2625.900	-32.54	9.91	-25.0	-7.54	359.00	Vertical	Vertical	N/A
5157.750	-39.74	11.08	-25.0	-14.74	141.00	Vertical	Vertical	Pass
7809.750	-40.13	16.25	-25.0	-15.13	360.00	Vertical	Vertical	Pass
12481.388	-39.97	14.55	-25.0	-14.97	0.00	Vertical	Vertical	Pass

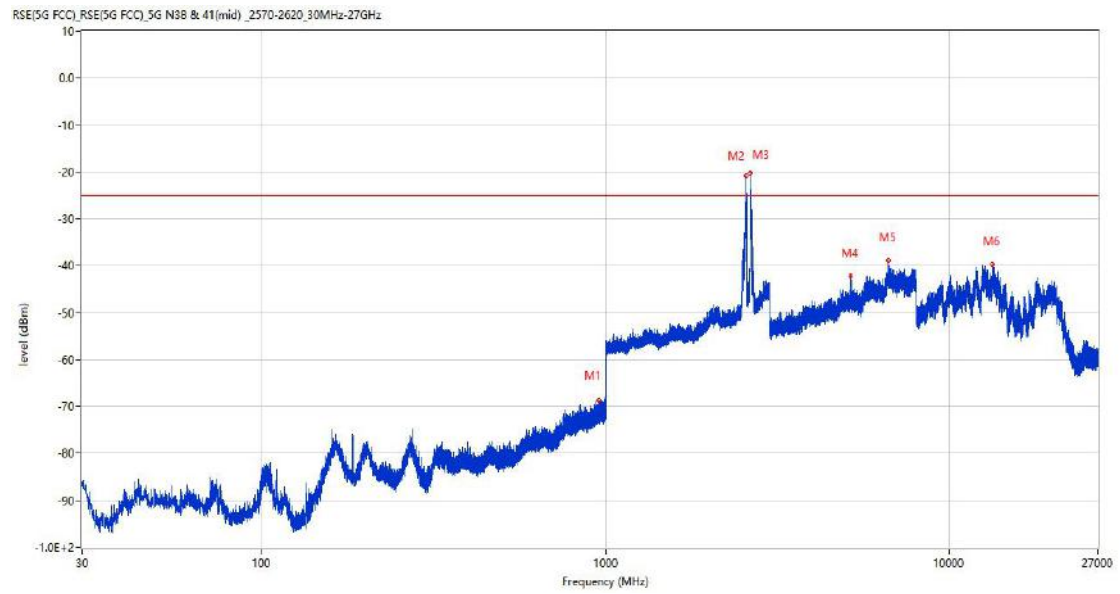
RSE-V&H n41 BW60 CH518598



Frequency (MHz)	Result (dBm)	Factor (dB)	PK Limit (dBm)	Over Limit (dB)	Table (o)	ANT	EUT	Verdict
44.647	-71.40	-16.75	-25.0	-46.40	137.00	Vertical	Horizontal	Pass
2557.700	13.80	7.95	-25.0	38.80	96.00	Vertical	Horizontal	N/A
2627.400	-32.93	8.72	-25.0	-7.93	96.00	Vertical	Horizontal	N/A
5186.750	-37.29	10.49	-25.0	-12.29	202.00	Vertical	Horizontal	Pass
11938.463	-40.04	13.99	-25.0	-15.04	349.00	Vertical	Horizontal	Pass
17955.113	-43.07	13.96	-25.0	-18.07	222.00	Vertical	Horizontal	Pass

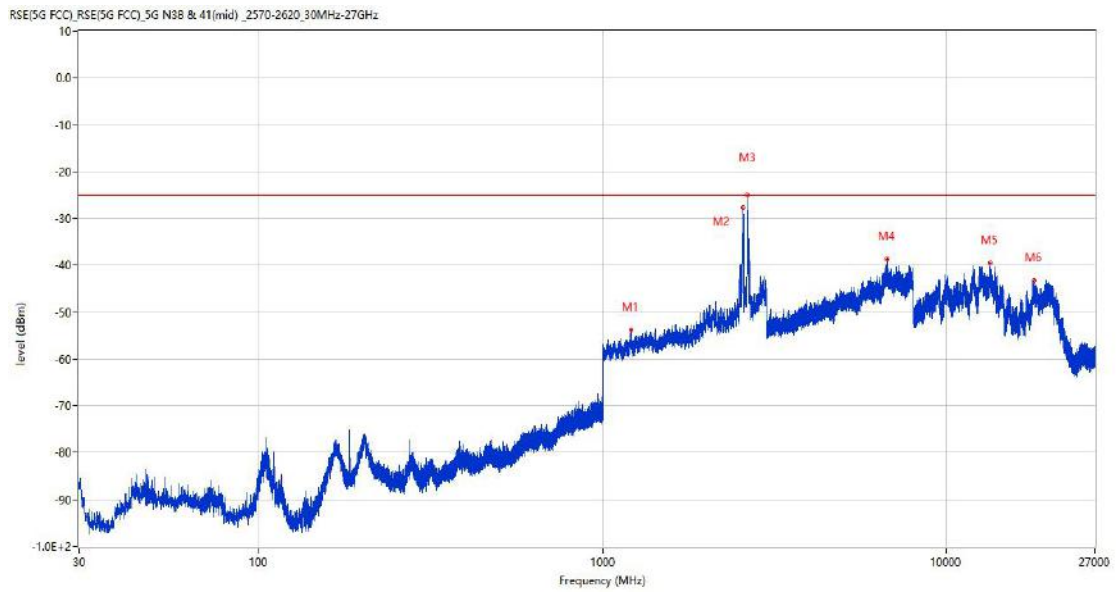
### 20.3 n41 BW100, PI/2 BPSK, Middle Channel

RSE-H&H n41 BW100 CH518598



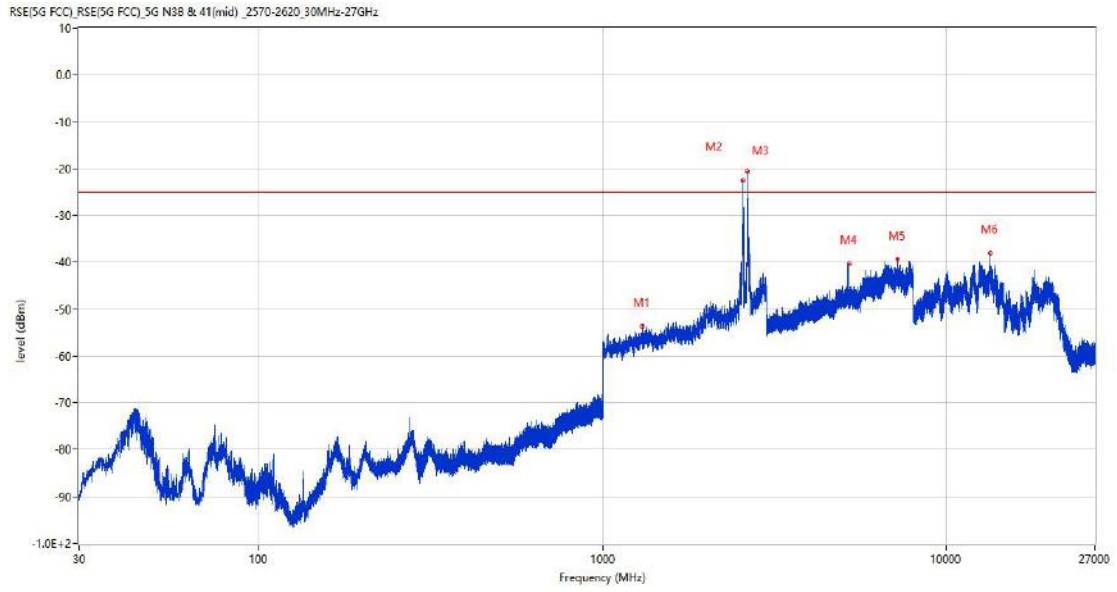
Frequency (MHz)	Result (dBm)	Factor (dB)	PK Limit (dBm)	Over Limit (dB)	Table (o)	ANT	EUT	Verdict
956.399	-68.77	1.75	-25.0	-43.77	299.00	Horizontal	Horizontal	Pass
2557.300	-20.93	7.67	-25.0	4.07	138.00	Horizontal	Horizontal	N/A
2633.900	-20.31	8.06	-25.0	4.69	176.00	Horizontal	Horizontal	N/A
5160.750	-42.29	11.15	-25.0	-17.29	115.00	Horizontal	Horizontal	Pass
6630.750	-38.92	14.77	-25.0	-13.92	346.00	Horizontal	Horizontal	Pass
13335.113	-39.79	15.95	-25.0	-14.79	111.00	Horizontal	Horizontal	Pass

RSE-H&V n41 BW100 CH518598



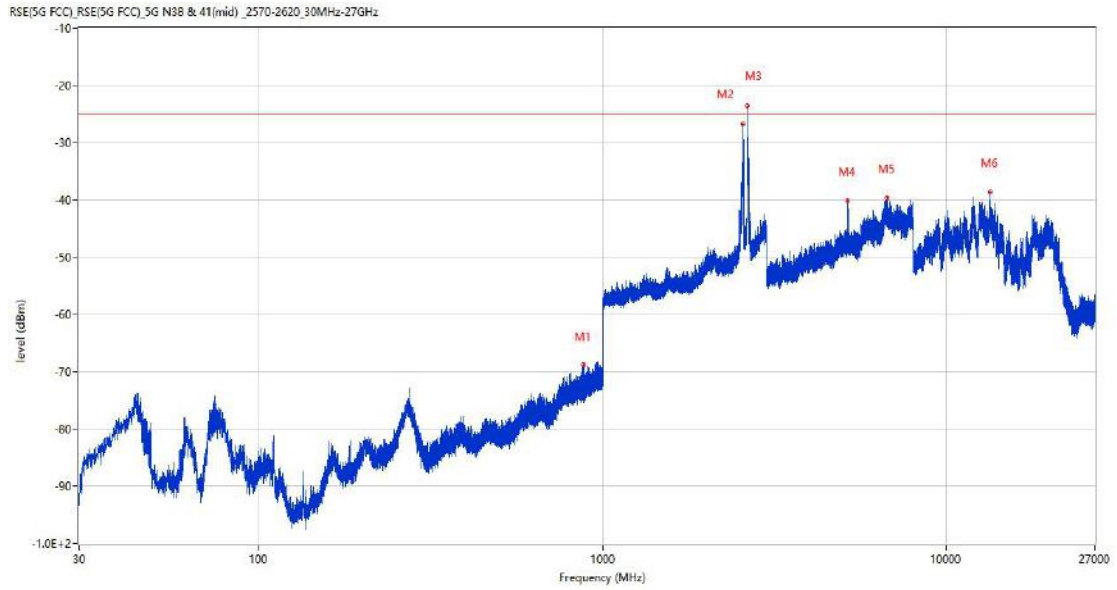
Frequency (MHz)	Result (dBm)	Factor (dB)	PK Limit (dBm)	Over Limit (dB)	Table (o)	ANT	EUT	Verdict
1205.100	-53.90	-0.98	-25.0	-28.90	222.00	Horizontal	Vertical	Pass
2557.300	-27.80	7.67	-25.0	-2.80	308.00	Horizontal	Vertical	N/A
2629.300	-25.05	8.41	-25.0	-0.05	318.00	Horizontal	Vertical	N/A
6701.750	-38.66	15.47	-25.0	-13.66	246.00	Horizontal	Vertical	Pass
13399.687	-39.60	17.01	-25.0	-14.60	92.00	Horizontal	Vertical	Pass
17962.199	-43.25	13.79	-25.0	-18.25	298.00	Horizontal	Vertical	Pass

RSE-V&V n41 BW100 CH518598



Frequency (MHz)	Result (dBm)	Factor (dB)	PK Limit (dBm)	Over Limit (dB)	Table (o)	ANT	EUT	Verdict
1303.700	-53.61	-0.44	-25.0	-28.61	363.00	Vertical	Vertical	Pass
2556.100	-22.62	7.34	-25.0	2.38	135.00	Vertical	Vertical	N/A
2632.800	-20.60	8.14	-25.0	4.40	124.00	Vertical	Vertical	N/A
5209.500	-40.44	10.43	-25.0	-15.44	333.00	Vertical	Vertical	Pass
7205.500	-39.26	14.30	-25.0	-14.26	0.00	Vertical	Vertical	Pass
13387.088	-38.13	16.89	-25.0	-13.13	299.00	Vertical	Vertical	Pass

RSE-V&H n41 BW100 CH518598

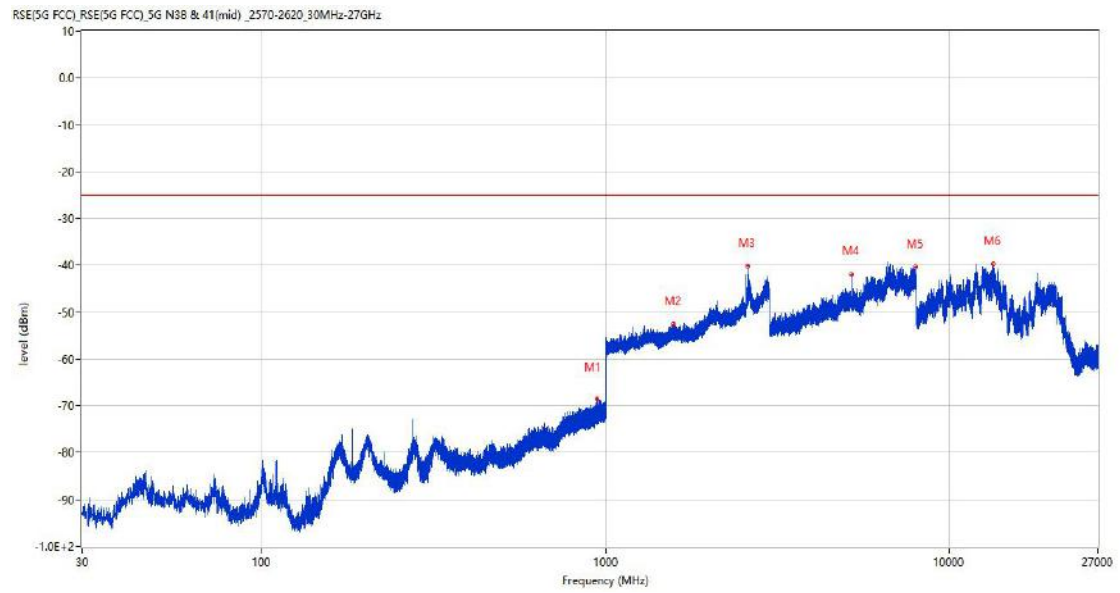


Frequency (MHz)	Result (dBm)	Factor (dB)	PK Limit (dBm)	Over Limit (dB)	Table (o)	ANT	EUT	Verdict
879.575	-68.83	-0.17	-25.0	-43.83	2.00	Vertical	Horizontal	Pass
2557.300	-26.85	7.67	-25.0	-1.85	149.00	Vertical	Horizontal	N/A
2634.000	-23.62	8.03	-25.0	1.38	6.00	Vertical	Horizontal	N/A
5160.750	-40.25	11.15	-25.0	-15.25	224.00	Vertical	Horizontal	Pass
6707.500	-39.74	15.66	-25.0	-14.74	1.00	Vertical	Horizontal	Pass
13393.912	-38.67	16.95	-25.0	-13.67	18.00	Vertical	Horizontal	Pass



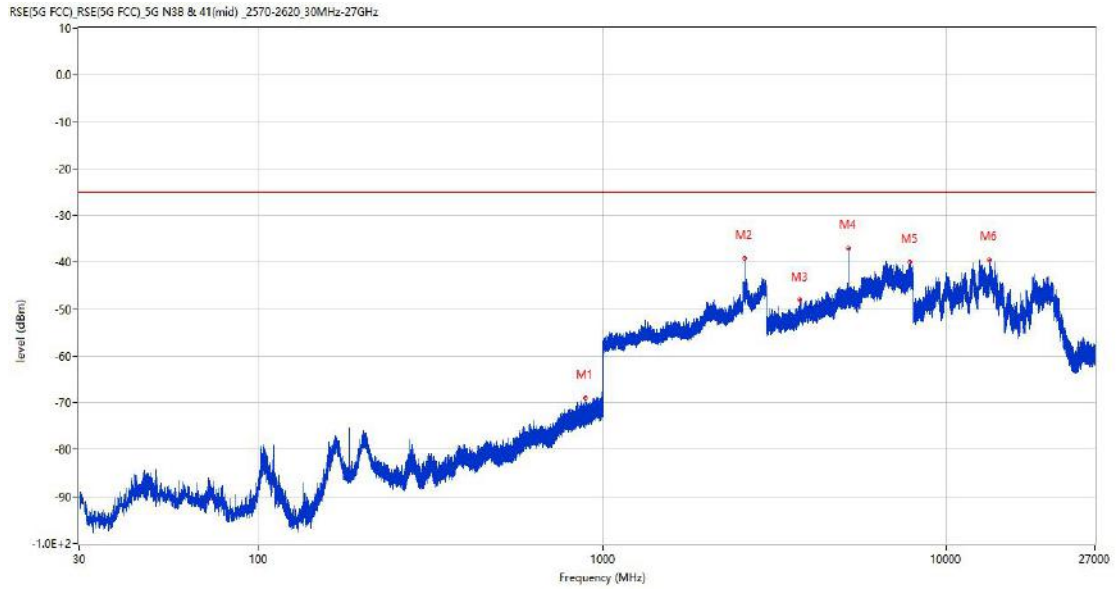
## 20.4 n41 BW20, QPSK, Middle Channel

RSE-H&H n41 BW20 CH518598



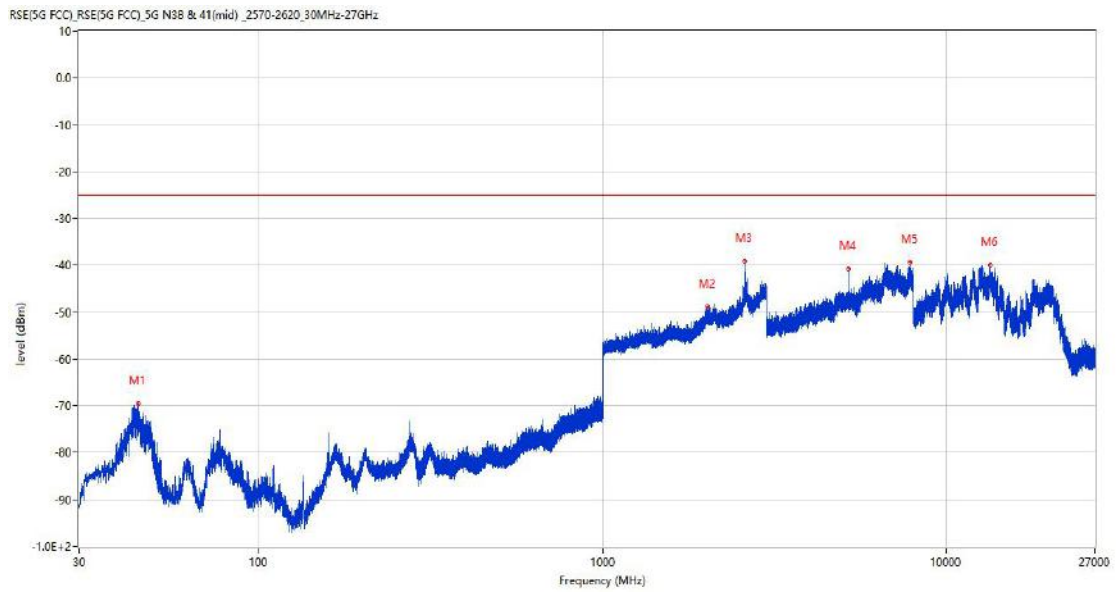
Frequency (MHz)	Result (dBm)	Factor (dB)	PK Limit (dBm)	Over Limit (dB)	Table (o)	ANT	EUT	Verdict
941.218	-68.58	1.49	-25.0	-43.58	190.00	Horizontal	Horizontal	Pass
1574.600	-52.62	0.41	-25.0	-27.62	1.00	Horizontal	Horizontal	Pass
2591.300	-40.05	9.55	-25.0	-15.05	116.00	Horizontal	Horizontal	N/A
5182.000	-42.05	10.59	-25.0	-17.05	114.00	Horizontal	Horizontal	Pass
7949.250	-40.31	14.75	-25.0	-15.31	266.00	Horizontal	Horizontal	Pass
13371.076	-39.64	16.74	-25.0	-14.64	156.00	Horizontal	Horizontal	Pass

RSE-H&V n41 BW20 CH518598



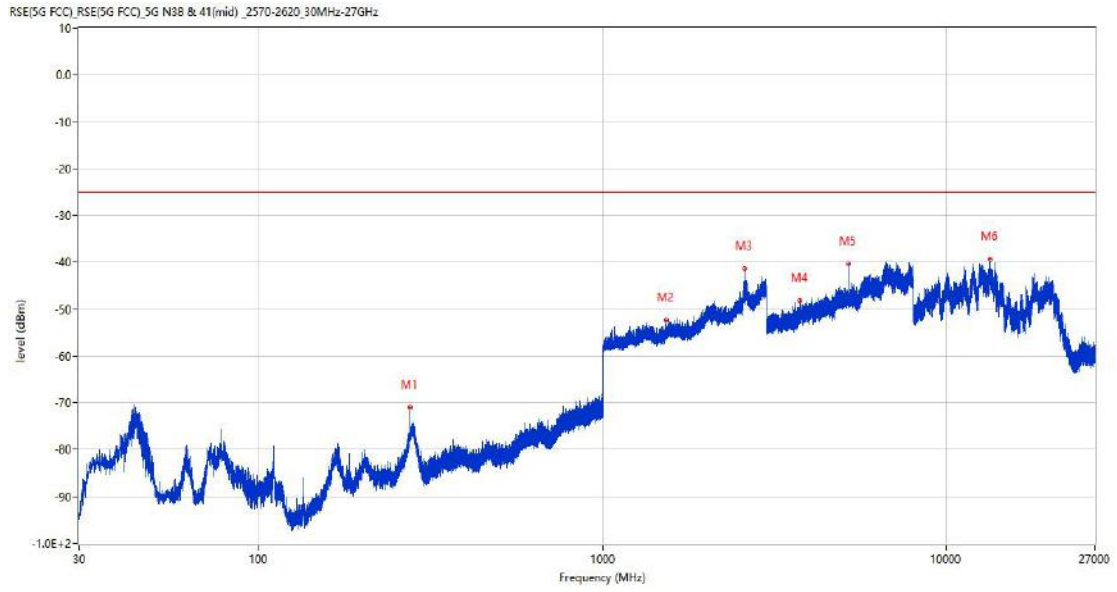
Frequency (MHz)	Result (dBm)	Factor (dB)	PK Limit (dBm)	Over Limit (dB)	Table (o)	ANT	EUT	Verdict
887.529	-68.87	-0.21	-25.0	-43.87	106.00	Horizontal	Vertical	Pass
2591.400	-39.14	9.55	-25.0	-14.14	105.00	Horizontal	Vertical	N/A
3750.750	-48.10	7.97	-25.0	-23.10	146.00	Horizontal	Vertical	Pass
5186.000	-37.07	10.42	-25.0	-12.07	91.00	Horizontal	Vertical	Pass
7847.750	-40.01	14.50	-25.0	-15.01	58.00	Horizontal	Vertical	Pass
13345.087	-39.59	16.35	-25.0	-14.59	155.00	Horizontal	Vertical	Pass

RSE-V&V n41 BW20 CH518598



Frequency (MHz)	Result (dBm)	Factor (dB)	PK Limit (dBm)	Over Limit (dB)	Table (o)	ANT	EUT	Verdict
44.599	-69.58	-16.80	-25.0	-44.58	179.00	Vertical	Vertical	Pass
2020.900	-48.88	4.27	-25.0	-23.88	187.00	Vertical	Vertical	Pass
2591.300	-39.11	9.55	-25.0	-14.11	122.00	Vertical	Vertical	N/A
5183.500	-40.66	10.47	-25.0	-15.66	0.00	Vertical	Vertical	Pass
7851.500	-39.33	14.41	-25.0	-14.33	100.00	Vertical	Vertical	Pass
13365.037	-39.89	16.68	-25.0	-14.89	179.00	Vertical	Vertical	Pass

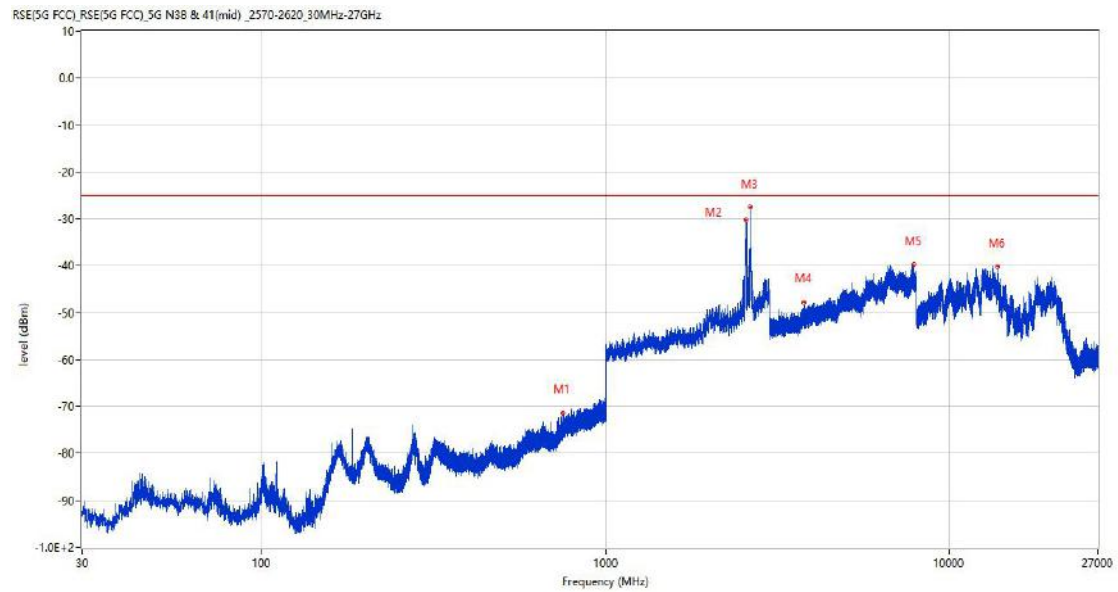
RSE-V&H n41 BW20 CH518598



Frequency (MHz)	Result (dBm)	Factor (dB)	PK Limit (dBm)	Over Limit (dB)	Table (o)	ANT	EUT	Verdict
275.410	-70.97	-13.98	-25.0	-45.97	3.00	Vertical	Horizontal	Pass
1527.400	-52.39	-0.24	-25.0	-27.39	107.00	Vertical	Horizontal	Pass
2591.200	-41.28	9.54	-25.0	-16.28	-1.00	Vertical	Horizontal	N/A
3752.250	-48.20	8.05	-25.0	-23.20	360.00	Vertical	Horizontal	Pass
5183.750	-40.39	10.47	-25.0	-15.39	168.00	Vertical	Horizontal	Pass
13387.612	-39.34	16.89	-25.0	-14.34	55.00	Vertical	Horizontal	Pass

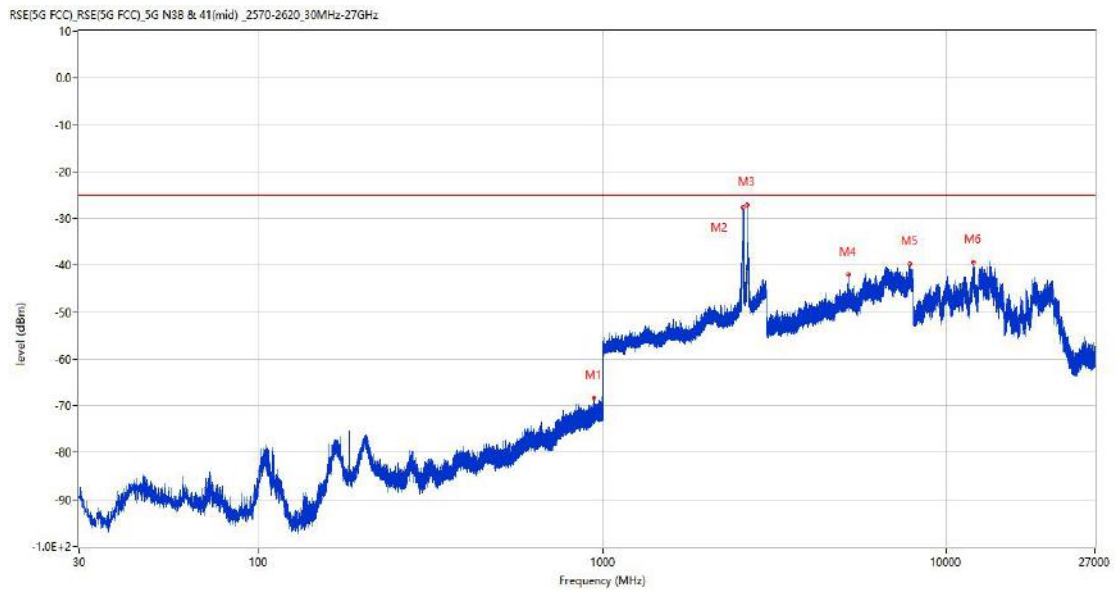
## 20.5 n41 BW60, QPSK, Middle Channel

RSE-H&H n41 BW60 CH518598



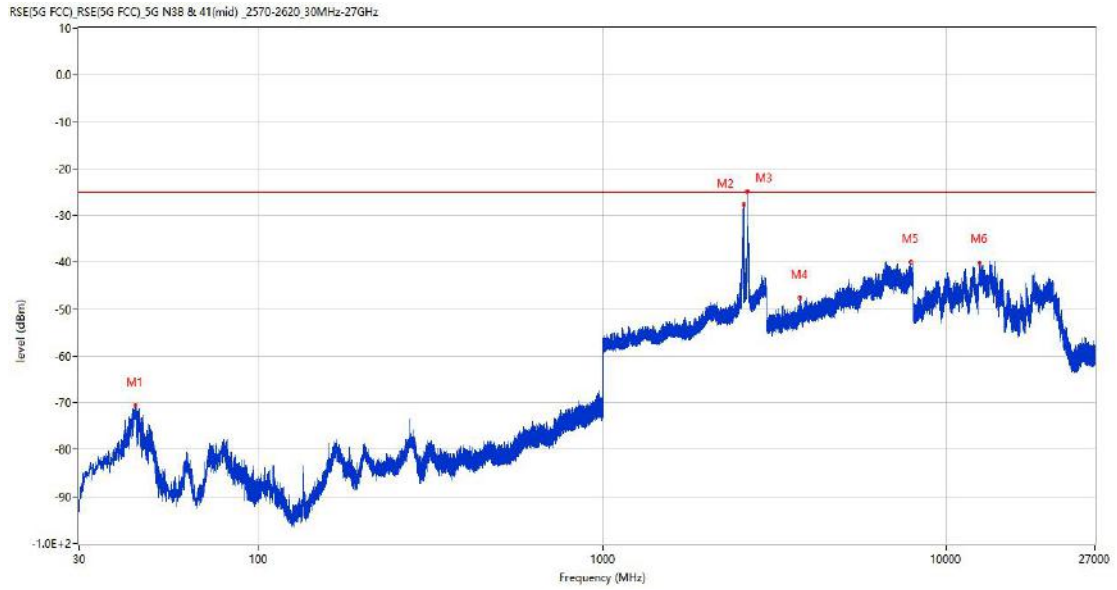
Frequency (MHz)	Result (dBm)	Factor (dB)	PK Limit (dBm)	Over Limit (dB)	Table (o)	ANT	EUT	Verdict
750.565	-71.33	-2.41	-25.0	-46.33	266.00	Horizontal	Horizontal	Pass
2556.400	-30.13	7.35	-25.0	-5.13	165.00	Horizontal	Horizontal	N/A
2628.300	-27.47	8.58	-25.0	-2.47	154.00	Horizontal	Horizontal	N/A
3761.750	-47.77	8.86	-25.0	-22.77	360.00	Horizontal	Horizontal	Pass
7890.250	-39.72	15.04	-25.0	-14.72	331.00	Horizontal	Horizontal	Pass
13781.888	-40.04	15.80	-25.0	-15.04	22.00	Horizontal	Horizontal	Pass

RSE-H&V n41 BW60 CH518598



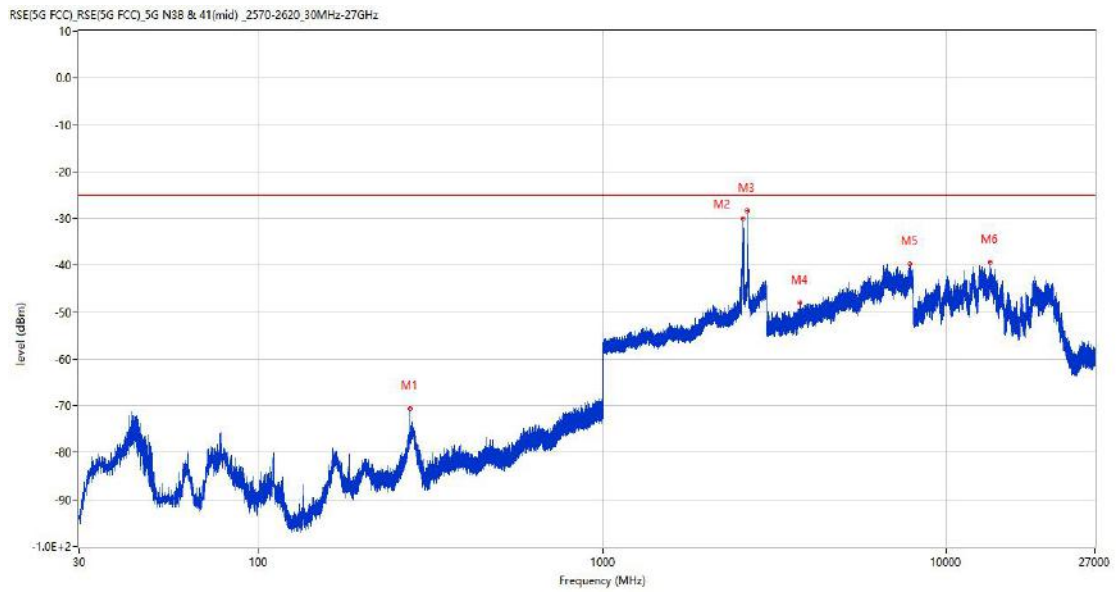
Frequency (MHz)	Result (dBm)	Factor (dB)	PK Limit (dBm)	Over Limit (dB)	Table (o)	ANT	EUT	Verdict
942.140	-68.25	1.48	-25.0	-43.25	273.00	Horizontal	Vertical	Pass
2560.000	-27.72	8.60	-25.0	-2.72	141.00	Horizontal	Vertical	N/A
2629.100	-27.11	8.45	-25.0	-2.11	332.00	Horizontal	Vertical	N/A
5191.750	-42.05	10.26	-25.0	-17.05	108.00	Horizontal	Vertical	Pass
7824.500	-39.72	16.00	-25.0	-14.72	30.00	Horizontal	Vertical	Pass
11937.988	-39.26	13.99	-25.0	-14.26	27.00	Horizontal	Vertical	Pass

RSE-V&V n41 BW60 CH518598



Frequency (MHz)	Result (dBm)	Factor (dB)	PK Limit (dBm)	Over Limit (dB)	Table (o)	ANT	EUT	Verdict
43.725	-70.60	-17.67	-25.0	-45.60	76.00	Vertical	Vertical	Pass
2563.900	-27.63	8.89	-25.0	-2.63	128.00	Vertical	Vertical	N/A
2627.200	-24.85	8.83	-25.0	0.15	119.00	Vertical	Vertical	N/A
3750.500	-47.59	7.96	-25.0	-22.59	141.00	Vertical	Vertical	Pass
7877.250	-39.97	15.13	-25.0	-14.97	42.00	Vertical	Vertical	Pass
12466.187	-40.05	14.42	-25.0	-15.05	311.00	Vertical	Vertical	Pass

RSE-V&H n41 BW60 CH518598

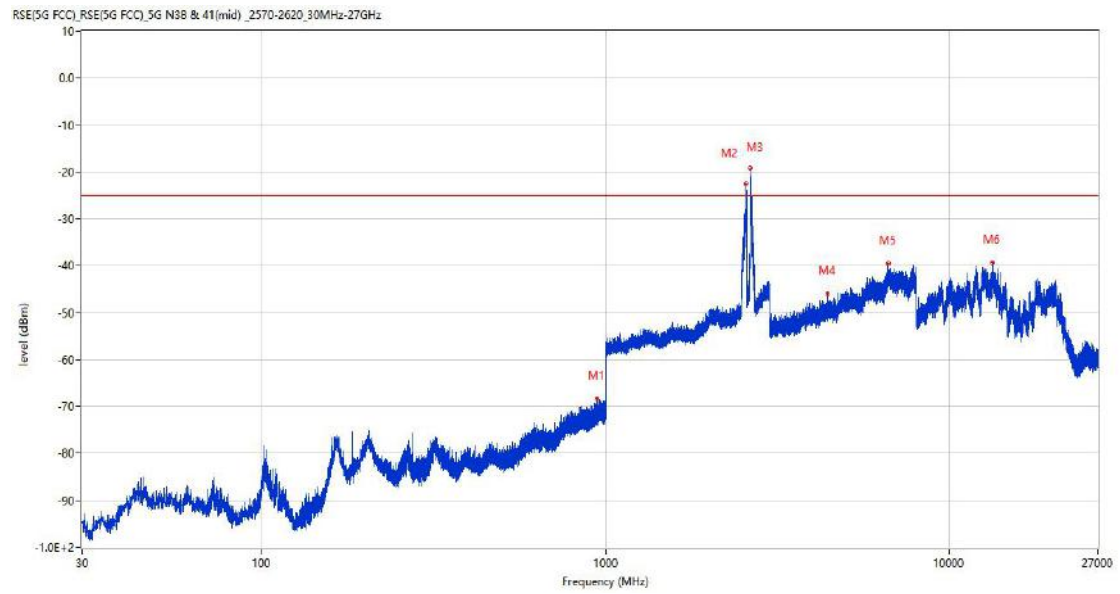


Frequency (MHz)	Result (dBm)	Factor (dB)	PK Limit (dBm)	Over Limit (dB)	Table (o)	ANT	EUT	Verdict
275.410	-70.59	-13.98	-25.0	-45.59	331.00	Vertical	Horizontal	Pass
2560.400	-30.08	8.66	-25.0	-5.08	1.00	Vertical	Horizontal	N/A
2627.400	-28.32	8.72	-25.0	-3.32	24.00	Vertical	Horizontal	N/A
3742.750	-48.10	7.53	-25.0	-23.10	242.00	Vertical	Horizontal	Pass
7822.500	-39.79	16.08	-25.0	-14.79	142.00	Vertical	Horizontal	Pass
13362.675	-39.34	16.66	-25.0	-14.34	100.00	Vertical	Horizontal	Pass



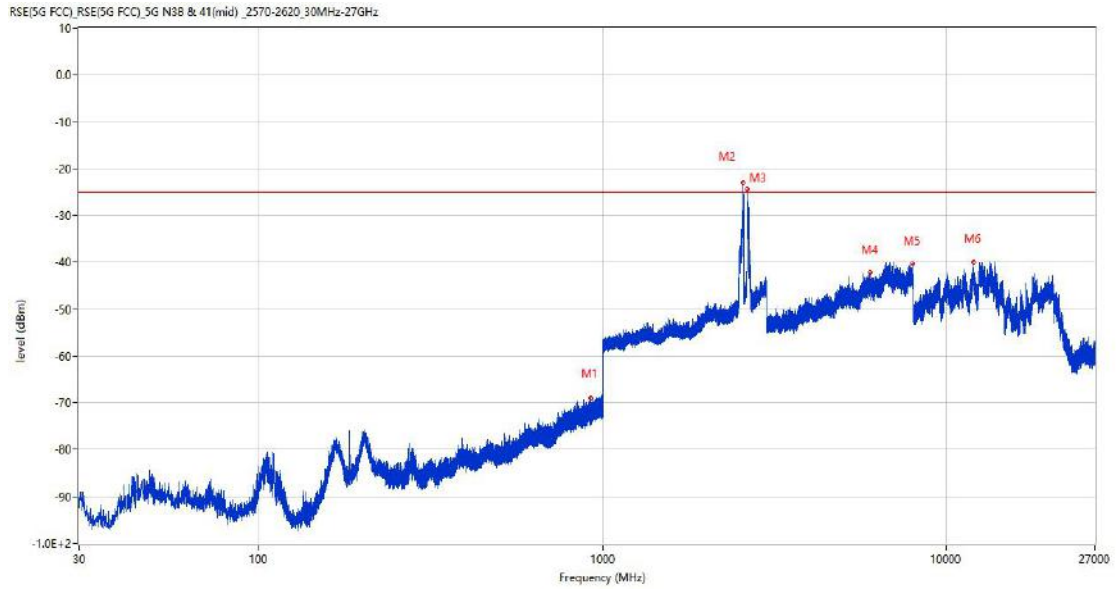
20.6 n41 BW100, QPSK, Middle Channel

RSE-H&H n41 BW100 CH518598



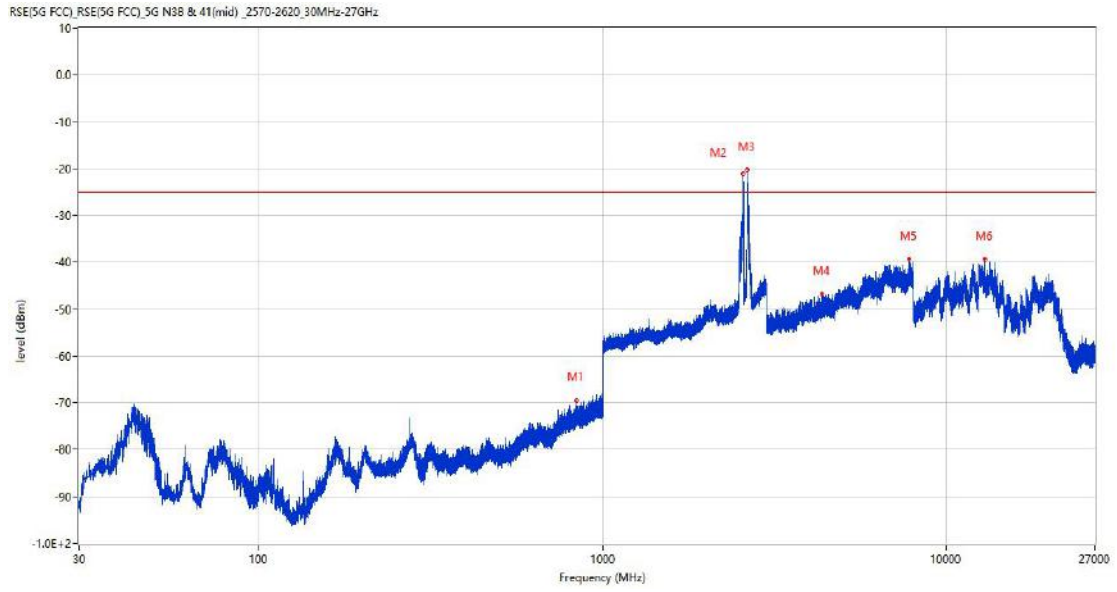
Frequency (MHz)	Result (dBm)	Factor (dB)	PK Limit (dBm)	Over Limit (dB)	Table (o)	ANT	EUT	Verdict
944.273	-68.39	1.51	-25.0	-43.39	188.00	Horizontal	Horizontal	Pass
2560.800	-22.43	8.75	-25.0	2.57	362.00	Horizontal	Horizontal	N/A
2629.800	-19.15	8.30	-25.0	5.85	154.00	Horizontal	Horizontal	N/A
4420.250	-46.00	9.60	-25.0	-21.00	255.00	Horizontal	Horizontal	Pass
6623.750	-39.55	14.62	-25.0	-14.55	191.00	Horizontal	Horizontal	Pass
13342.463	-39.30	16.24	-25.0	-14.30	250.00	Horizontal	Horizontal	Pass

RSE-H&V n41 BW100 CH518598



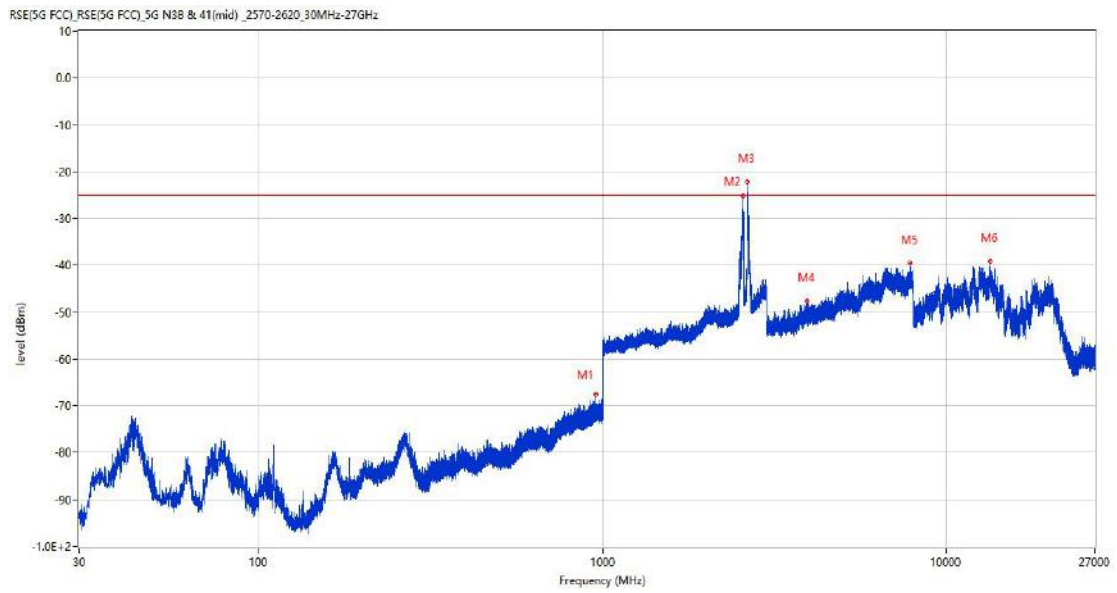
Frequency (MHz)	Result (dBm)	Factor (dB)	PK Limit (dBm)	Over Limit (dB)	Table (o)	ANT	EUT	Verdict
921.866	-68.85	0.54	-25.0	-43.85	111.00	Horizontal	Vertical	Pass
2558.300	-22.97	8.15	-25.0	2.03	241.00	Horizontal	Vertical	N/A
2633.500	-24.37	8.15	-25.0	0.63	213.00	Horizontal	Vertical	N/A
6014.250	-42.15	13.37	-25.0	-17.15	135.00	Horizontal	Vertical	Pass
7964.750	-40.35	14.67	-25.0	-15.35	243.00	Horizontal	Vertical	Pass
11987.387	-39.84	13.87	-25.0	-14.84	326.00	Horizontal	Vertical	Pass

RSE-V&V n41 BW100 CH518598



Frequency (MHz)	Result (dBm)	Factor (dB)	PK Limit (dBm)	Over Limit (dB)	Table (o)	ANT	EUT	Verdict
840.047	-69.46	-0.09	-25.0	-44.46	157.00	Vertical	Vertical	Pass
2562.200	-21.00	8.85	-25.0	4.00	137.00	Vertical	Vertical	N/A
2629.800	-20.25	8.30	-25.0	4.75	118.00	Vertical	Vertical	N/A
4349.000	-46.86	9.38	-25.0	-21.86	300.00	Vertical	Vertical	Pass
7792.500	-39.28	15.57	-25.0	-14.28	104.00	Vertical	Vertical	Pass
12902.250	-39.36	15.44	-25.0	-14.36	252.00	Vertical	Vertical	Pass

RSE-V&H n41 BW100 CH518598

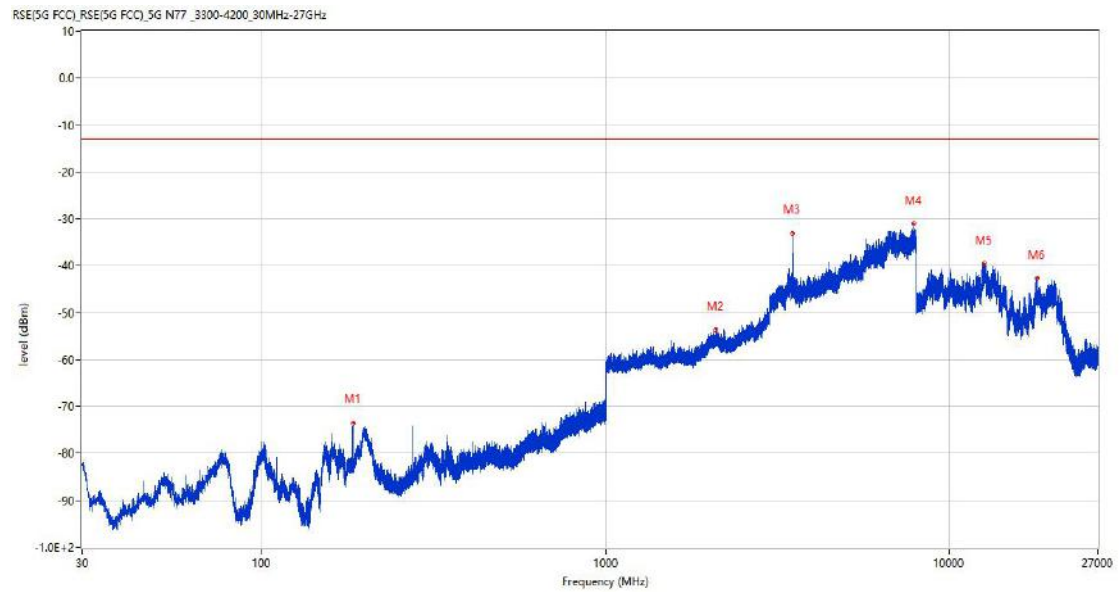


Frequency (MHz)	Result (dBm)	Factor (dB)	PK Limit (dBm)	Over Limit (dB)	Table (o)	ANT	EUT	Verdict
955.041	-67.54	1.73	-25.0	-42.54	32.00	Vertical	Horizontal	Pass
2561.200	-25.15	8.83	-25.0	-0.15	360.00	Vertical	Horizontal	N/A
2628.800	-22.09	8.50	-25.0	2.91	13.00	Vertical	Horizontal	N/A
3921.750	-47.54	9.00	-25.0	-22.54	360.00	Vertical	Horizontal	Pass
7811.000	-39.43	16.31	-25.0	-14.43	56.00	Vertical	Horizontal	Pass
13370.812	-39.02	16.74	-25.0	-14.02	3.00	Vertical	Horizontal	Pass

21 n77(3450-3550MHz)

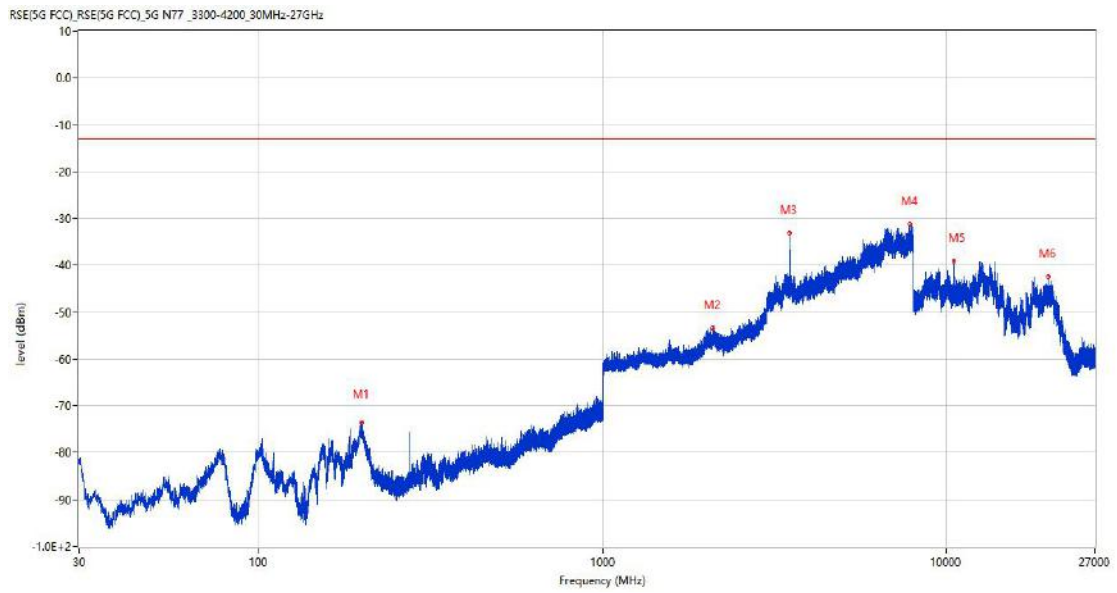
21.1 n77 BW20, PI/2 BPSK, Middle Channel

RSE-H&H n77 BW20 CH633332



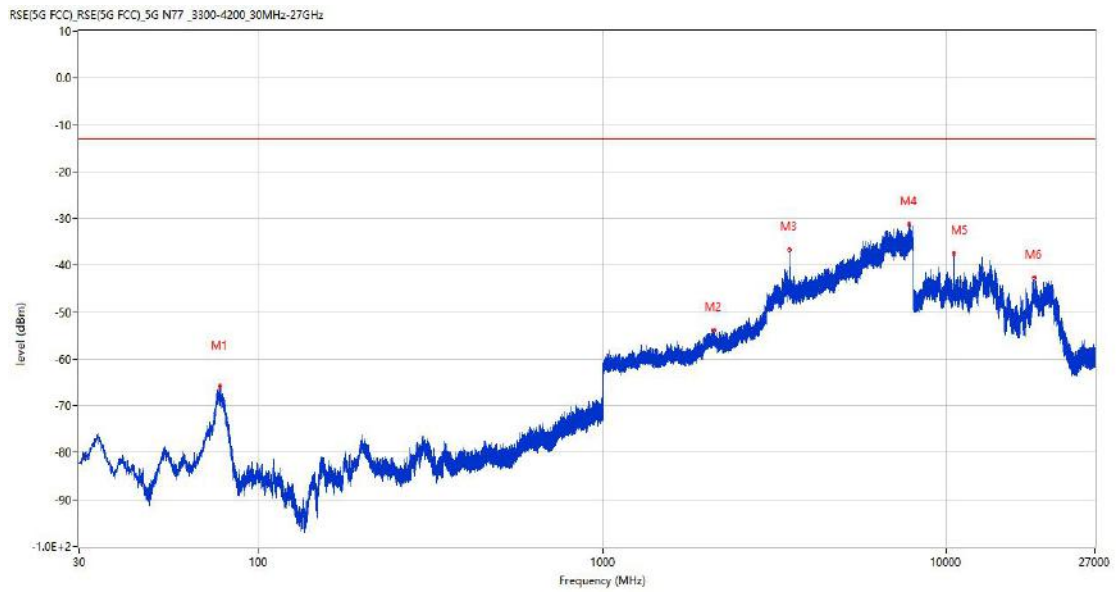
Frequency (MHz)	Result (dBm)	Factor (dB)	PK Limit (dBm)	Over Limit (dB)	Table (o)	ANT	EUT	Verdict
183.794	-73.38	-17.31	-13.0	-60.38	313.00	Horizontal	Horizontal	Pass
2093.000	-53.56	-0.25	-13.0	-40.56	8.00	Horizontal	Horizontal	Pass
3496.500	-33.00	14.86	-13.0	-20.00	-3.00	Horizontal	Horizontal	N/A
7891.000	-31.10	23.98	-13.0	-18.10	360.00	Horizontal	Horizontal	Pass
12616.050	-39.56	15.36	-13.0	-26.56	270.00	Horizontal	Horizontal	Pass
17946.974	-42.70	14.02	-13.0	-29.70	16.00	Horizontal	Horizontal	Pass

RSE-H&V n77 BW20 CH633332



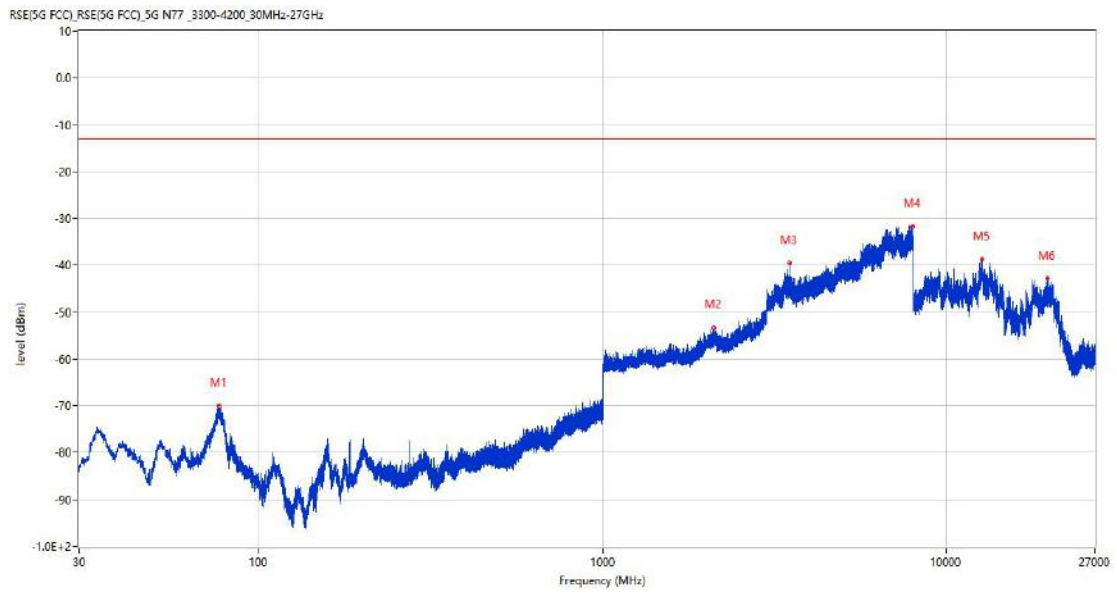
Frequency (MHz)	Result (dBm)	Factor (dB)	PK Limit (dBm)	Over Limit (dB)	Table (o)	ANT	EUT	Verdict
199.265	-73.43	-16.14	-13.0	-60.43	277.00	Horizontal	Vertical	Pass
2095.700	-53.48	-0.33	-13.0	-40.48	283.00	Horizontal	Vertical	Pass
3497.500	-33.08	14.85	-13.0	-20.08	201.00	Horizontal	Vertical	N/A
7808.000	-31.24	24.77	-13.0	-18.24	360.00	Horizontal	Vertical	Pass
10502.537	-39.03	11.26	-13.0	-26.03	99.00	Horizontal	Vertical	Pass
19777.499	-42.48	12.94	-13.0	-29.48	184.00	Horizontal	Vertical	Pass

RSE-V&V n77 BW20 CH633332



Frequency (MHz)	Result (dBm)	Factor (dB)	PK Limit (dBm)	Over Limit (dB)	Table (o)	ANT	EUT	Verdict
76.851	-65.82	-21.23	-13.0	-52.82	271.00	Vertical	Vertical	Pass
2108.900	-53.86	-0.44	-13.0	-40.86	160.00	Vertical	Vertical	Pass
3496.250	-36.59	14.86	-13.0	-23.59	343.00	Vertical	Vertical	N/A
7799.250	-31.33	25.36	-13.0	-18.33	117.00	Vertical	Vertical	Pass
10492.800	-37.40	11.19	-13.0	-24.40	215.00	Vertical	Vertical	Pass
17956.688	-42.67	13.92	-13.0	-29.67	136.00	Vertical	Vertical	Pass

RSE-V&H n77 BW20 CH633332

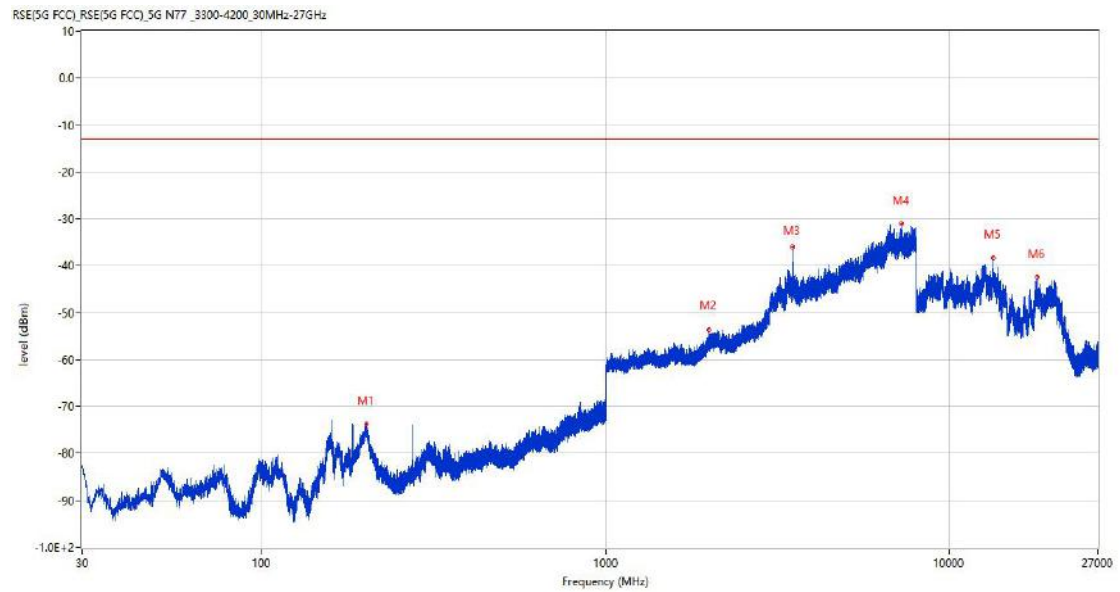


Frequency (MHz)	Result (dBm)	Factor (dB)	PK Limit (dBm)	Over Limit (dB)	Table (o)	ANT	EUT	Verdict
76.463	-69.89	-21.26	-13.0	-56.89	257.00	Vertical	Horizontal	Pass
2105.400	-53.29	-0.40	-13.0	-40.29	47.00	Vertical	Horizontal	Pass
3497.250	-39.57	14.85	-13.0	-26.57	121.00	Vertical	Horizontal	N/A
7953.000	-31.55	24.48	-13.0	-18.55	-3.00	Vertical	Horizontal	Pass
12691.812	-38.72	16.40	-13.0	-25.72	286.00	Vertical	Horizontal	Pass
19639.800	-42.86	12.93	-13.0	-29.86	173.00	Vertical	Horizontal	Pass



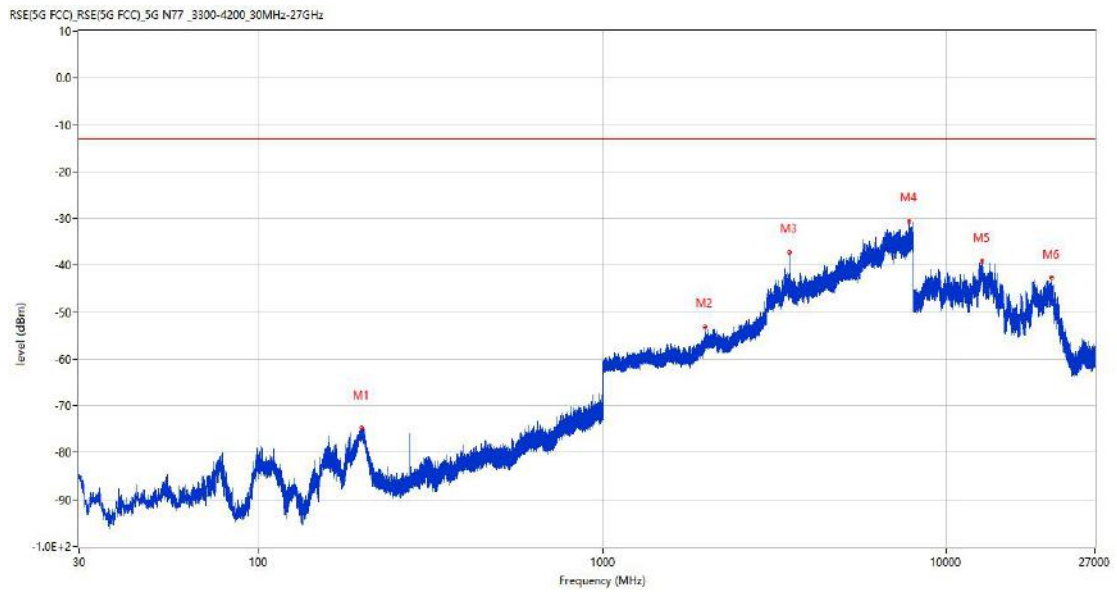
## 21.2 n77 BW50, PI/2 BPSK, Middle Channel

RSE-H&H n77 BW50 CH633332



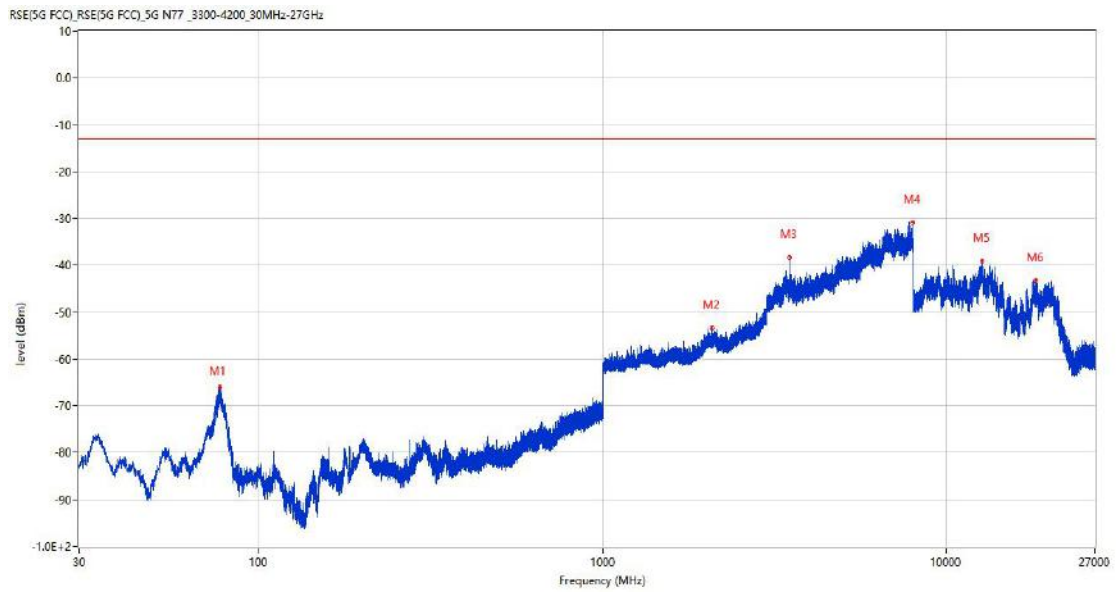
Frequency (MHz)	Result (dBm)	Factor (dB)	PK Limit (dBm)	Over Limit (dB)	Table (o)	ANT	EUT	Verdict
201.496	-73.65	-16.01	-13.0	-60.65	264.00	Horizontal	Horizontal	Pass
1997.000	-53.50	-1.08	-13.0	-40.50	265.00	Horizontal	Horizontal	Pass
3495.500	-35.91	14.87	-13.0	-22.91	360.00	Horizontal	Horizontal	N/A
7231.750	-30.98	22.92	-13.0	-17.98	292.00	Horizontal	Horizontal	Pass
13373.963	-38.31	16.77	-13.0	-25.31	0.00	Horizontal	Horizontal	Pass
17947.501	-42.50	14.03	-13.0	-29.50	237.00	Horizontal	Horizontal	Pass

RSE-H&V n77 BW50 CH633332



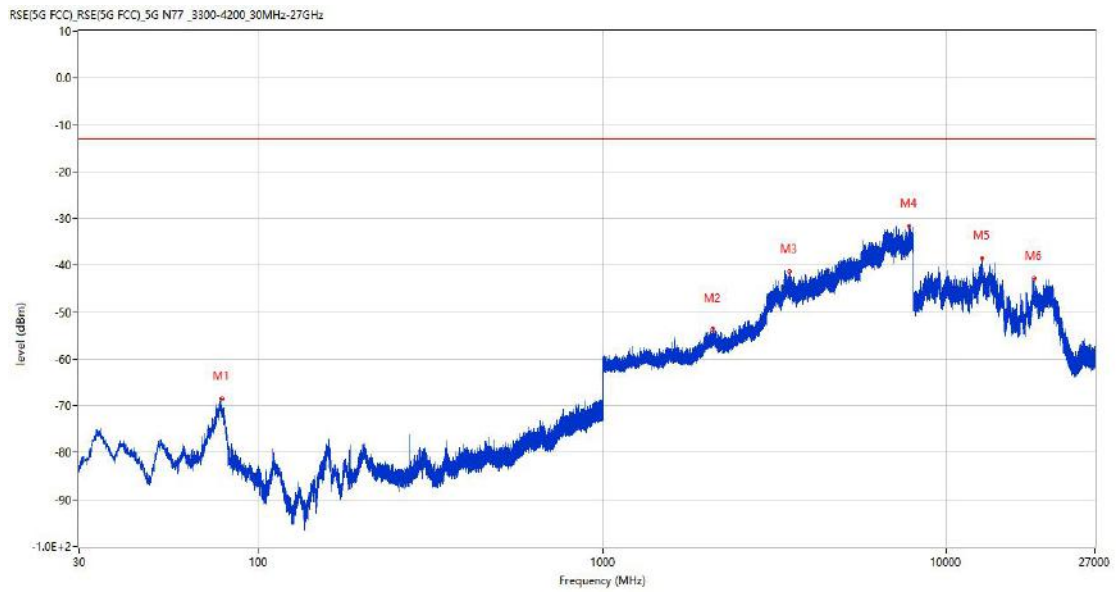
Frequency (MHz)	Result (dBm)	Factor (dB)	PK Limit (dBm)	Over Limit (dB)	Table (o)	ANT	EUT	Verdict
199.217	-74.69	-16.13	-13.0	-61.69	283.00	Horizontal	Vertical	Pass
1987.000	-53.11	-1.21	-13.0	-40.11	185.00	Horizontal	Vertical	Pass
3495.500	-37.15	14.87	-13.0	-24.15	144.00	Horizontal	Vertical	N/A
7804.000	-30.56	25.10	-13.0	-17.56	360.00	Horizontal	Vertical	Pass
12692.287	-39.13	16.41	-13.0	-26.13	267.00	Horizontal	Vertical	Pass
20283.300	-42.58	12.97	-13.0	-29.58	298.00	Horizontal	Vertical	Pass

RSE-V&V n77 BW50 CH633332



Frequency (MHz)	Result (dBm)	Factor (dB)	PK Limit (dBm)	Over Limit (dB)	Table (o)	ANT	EUT	Verdict
76.948	-65.94	-21.23	-13.0	-52.94	237.00	Vertical	Vertical	Pass
2083.300	-53.35	-0.14	-13.0	-40.35	224.00	Vertical	Vertical	Pass
3495.500	-38.30	14.87	-13.0	-25.30	65.00	Vertical	Vertical	N/A
7964.500	-30.80	25.10	-13.0	-17.80	360.00	Vertical	Vertical	Pass
12697.987	-39.00	16.50	-13.0	-26.00	42.00	Vertical	Vertical	Pass
18184.499	-43.14	12.86	-13.0	-30.14	109.00	Vertical	Vertical	Pass

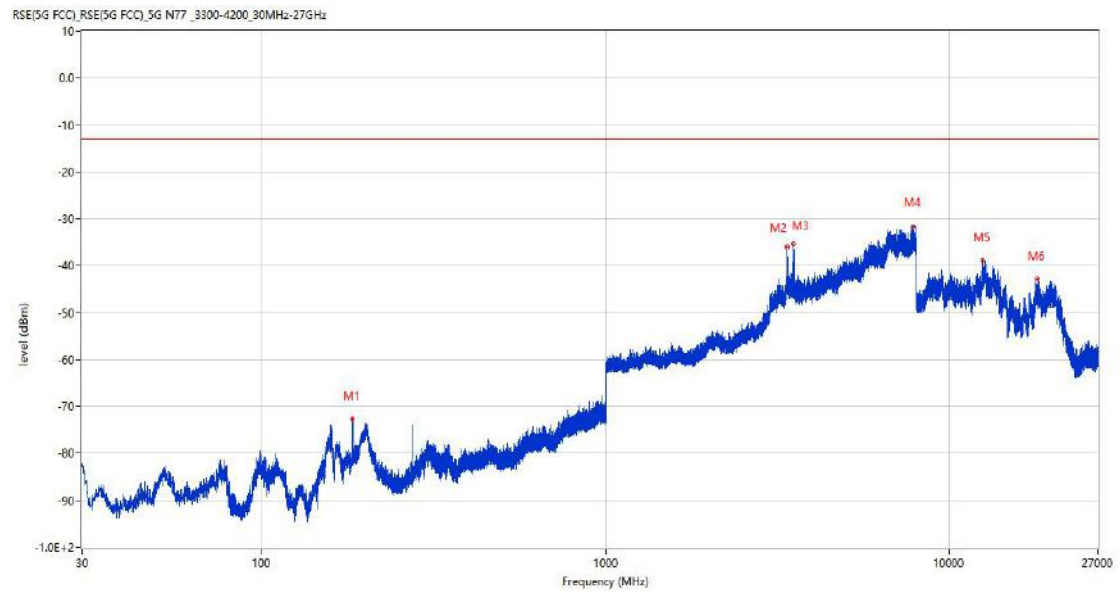
RSE-V&H n77 BW50 CH633332



Frequency (MHz)	Result (dBm)	Factor (dB)	PK Limit (dBm)	Over Limit (dB)	Table (o)	ANT	EUT	Verdict
77.821	-68.55	-21.15	-13.0	-55.55	260.00	Vertical	Horizontal	Pass
2095.900	-53.69	-0.32	-13.0	-40.69	0.00	Vertical	Horizontal	Pass
3494.000	-41.28	14.88	-13.0	-28.28	96.00	Vertical	Horizontal	N/A
7793.750	-31.65	25.03	-13.0	-18.65	170.00	Vertical	Horizontal	Pass
12671.625	-38.47	16.05	-13.0	-25.47	0.00	Vertical	Horizontal	Pass
17938.838	-42.74	13.82	-13.0	-29.74	116.00	Vertical	Horizontal	Pass

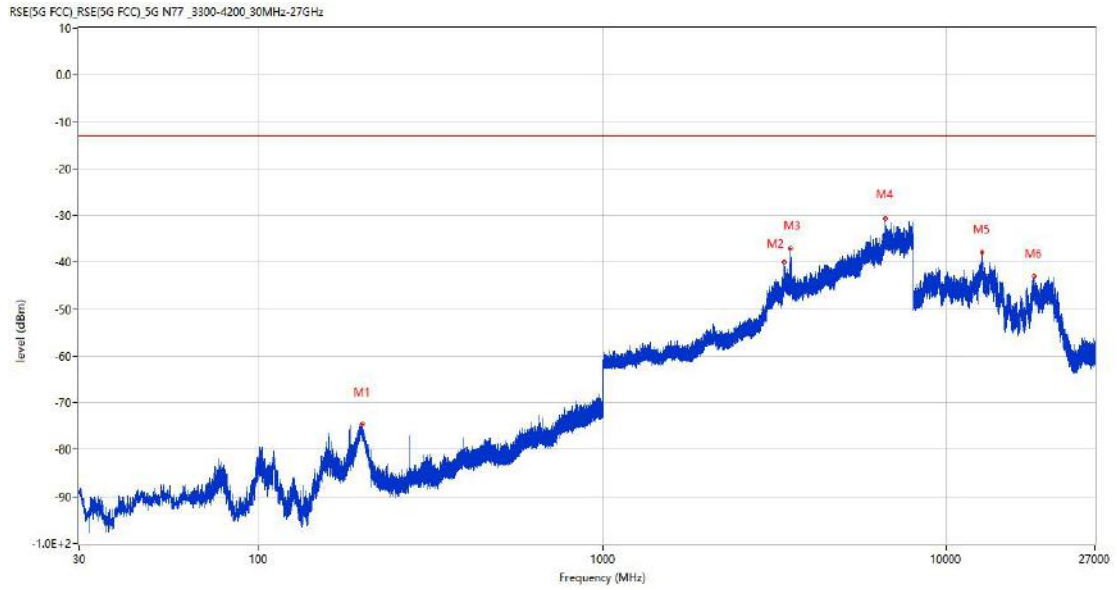
### 21.3 n77 BW100, PI/2 BPSK, Middle Channel

RSE-H&H n77 BW100 CH633332



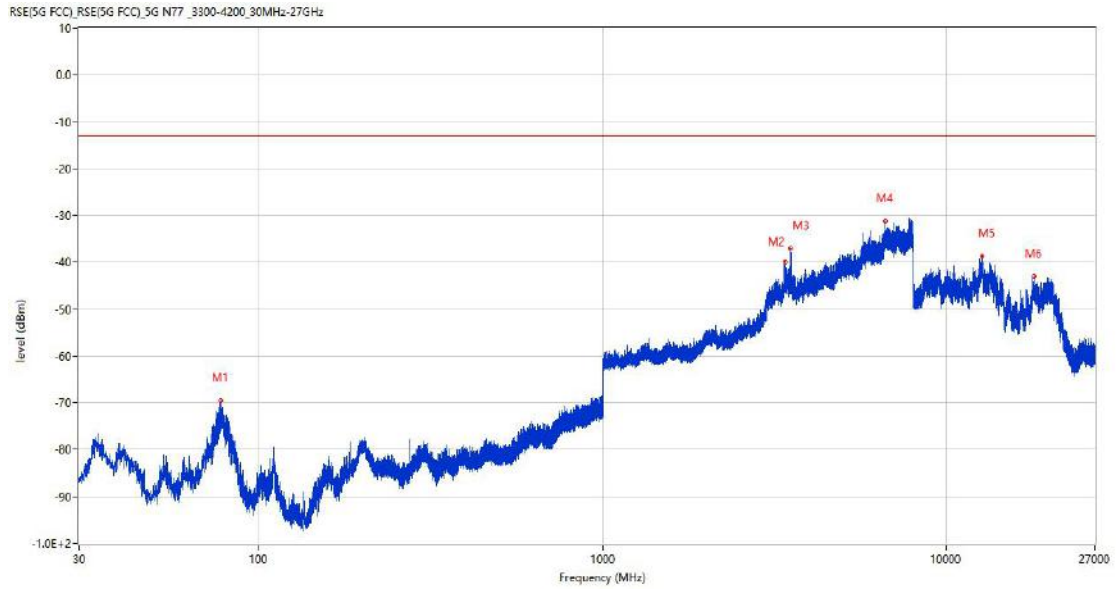
Frequency (MHz)	Result (dBm)	Factor (dB)	PK Limit (dBm)	Over Limit (dB)	Table (o)	ANT	EUT	Verdict
183.696	-72.72	-17.34	-13.0	-59.72	286.00	Horizontal	Horizontal	Pass
3379.250	-36.08	15.47	-13.0	-23.08	-3.00	Horizontal	Horizontal	Pass
3520.750	-35.32	14.75	-13.0	-22.32	343.00	Horizontal	Horizontal	N/A
7836.000	-31.66	23.90	-13.0	-18.66	117.00	Horizontal	Horizontal	Pass
12508.225	-38.86	15.49	-13.0	-25.86	359.00	Horizontal	Horizontal	Pass
17937.000	-42.81	13.78	-13.0	-29.81	0.00	Horizontal	Horizontal	Pass

RSE-H&V n77 BW100 CH633332



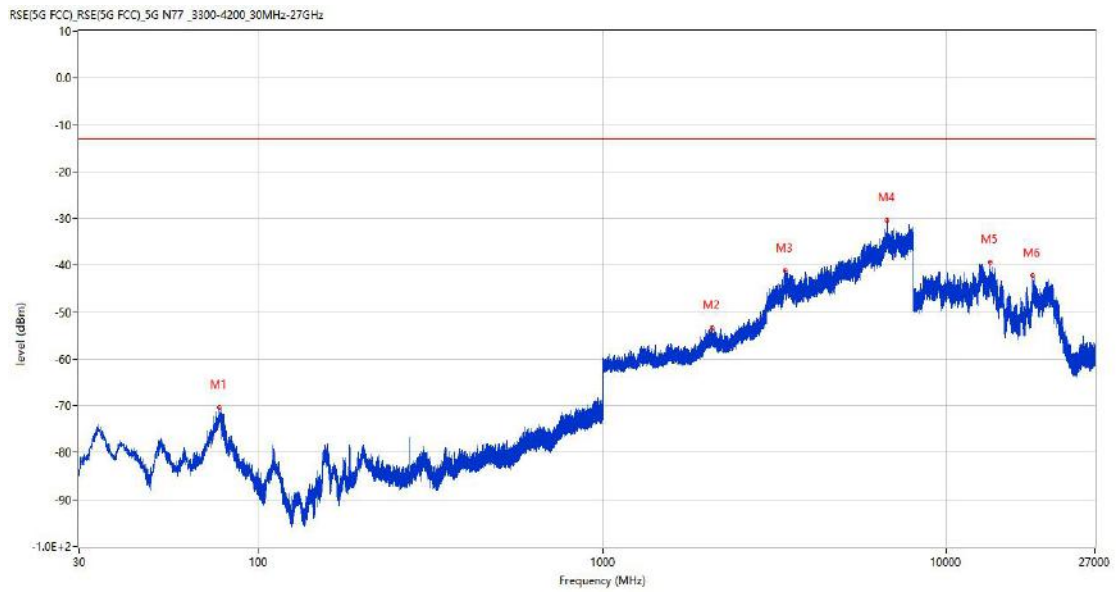
Frequency (MHz)	Result (dBm)	Factor (dB)	PK Limit (dBm)	Over Limit (dB)	Table (o)	ANT	EUT	Verdict
200.138	-74.58	-16.16	-13.0	-61.58	248.00	Horizontal	Vertical	Pass
3379.000	-39.89	15.47	-13.0	-26.89	142.00	Horizontal	Vertical	Pass
3522.000	-37.08	14.75	-13.0	-24.08	191.00	Horizontal	Vertical	N/A
6643.250	-30.60	23.47	-13.0	-17.60	320.00	Horizontal	Vertical	Pass
12707.488	-37.91	16.46	-13.0	-24.91	0.00	Horizontal	Vertical	Pass
17935.426	-43.08	13.74	-13.0	-30.08	339.00	Horizontal	Vertical	Pass

RSE-V&V n77 BW100 CH63332



Frequency (MHz)	Result (dBm)	Factor (dB)	PK Limit (dBm)	Over Limit (dB)	Table (o)	ANT	EUT	Verdict
77.287	-69.62	-21.20	-13.0	-56.62	260.00	Vertical	Vertical	Pass
3380.500	-39.91	15.48	-13.0	-26.91	171.00	Vertical	Vertical	Pass
3522.000	-37.11	14.75	-13.0	-24.11	-3.00	Vertical	Vertical	N/A
6651.250	-31.32	23.13	-13.0	-18.32	341.00	Vertical	Vertical	Pass
12693.713	-38.63	16.43	-13.0	-25.63	360.00	Vertical	Vertical	Pass
17978.739	-42.96	13.38	-13.0	-29.96	290.00	Vertical	Vertical	Pass

RSE-V&H n77 BW100 CH633332

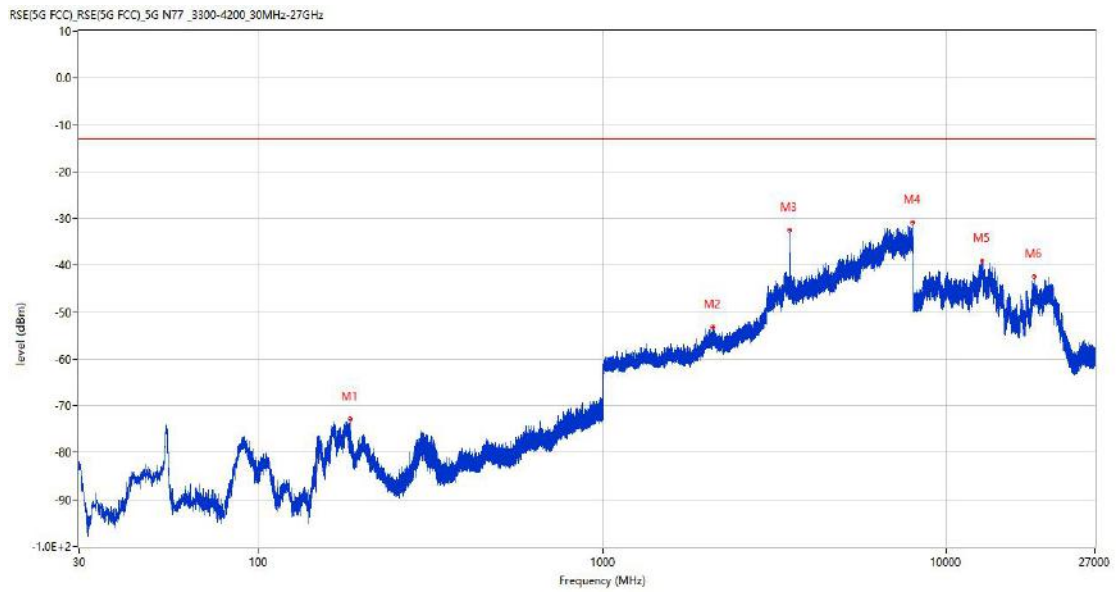


Frequency (MHz)	Result (dBm)	Factor (dB)	PK Limit (dBm)	Over Limit (dB)	Table (o)	ANT	EUT	Verdict
76.608	-70.39	-21.26	-13.0	-57.39	83.00	Vertical	Horizontal	Pass
2079.500	-53.49	-0.52	-13.0	-40.49	211.00	Vertical	Horizontal	Pass
3399.250	-41.27	15.60	-13.0	-28.27	292.00	Vertical	Horizontal	Pass
6710.750	-30.36	23.90	-13.0	-17.36	360.00	Vertical	Horizontal	Pass
13368.450	-39.31	16.71	-13.0	-26.31	91.00	Vertical	Horizontal	Pass
17798.926	-42.29	13.13	-13.0	-29.29	242.00	Vertical	Horizontal	Pass



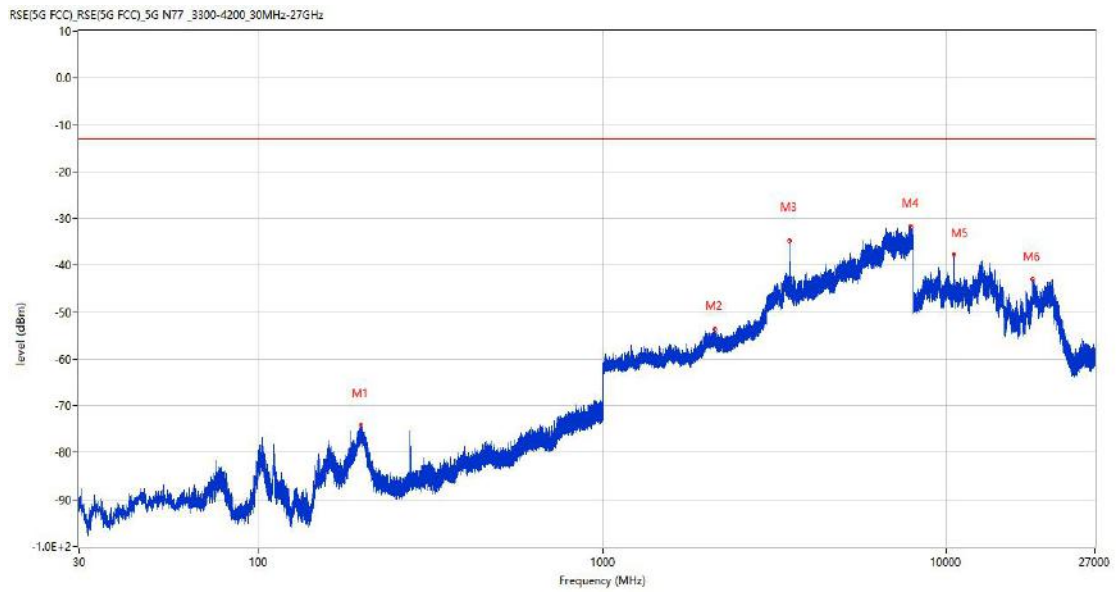
## 21.4 n77 BW20, QPSK, Middle Channel

RSE-H&H n77 BW20 CH633332



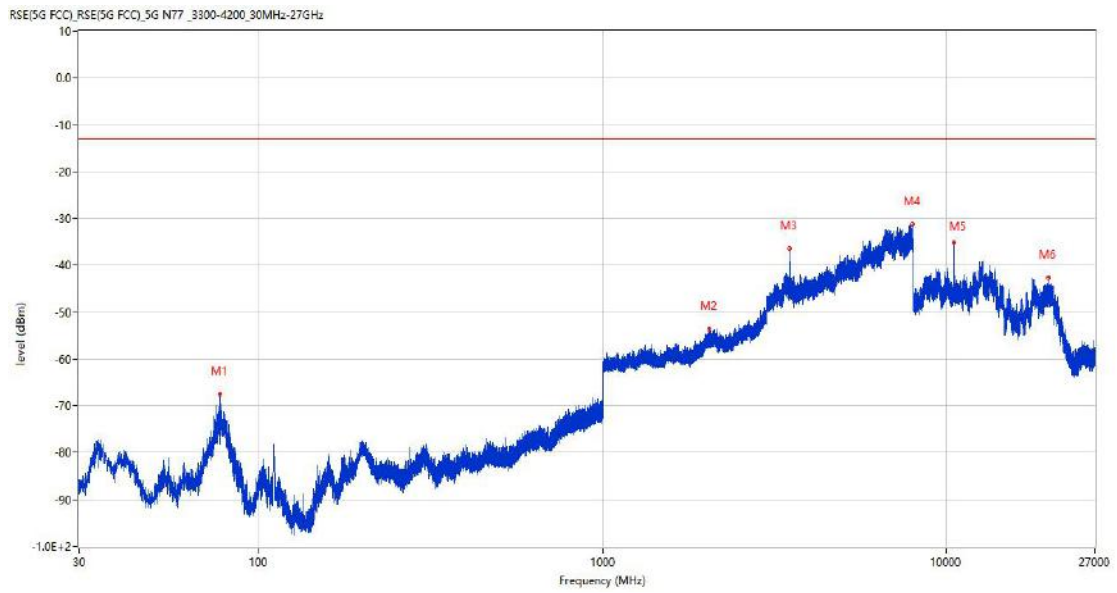
Frequency (MHz)	Result (dBm)	Factor (dB)	PK Limit (dBm)	Over Limit (dB)	Table (o)	ANT	EUT	Verdict
183.794	-72.85	-17.31	-13.0	-59.85	91.00	Horizontal	Horizontal	Pass
2094.600	-53.19	-0.20	-13.0	-40.19	181.00	Horizontal	Horizontal	Pass
3496.250	-32.48	14.86	-13.0	-19.48	-3.00	Horizontal	Horizontal	N/A
7966.250	-30.91	24.81	-13.0	-17.91	281.00	Horizontal	Horizontal	Pass
12713.425	-39.13	16.40	-13.0	-26.13	0.00	Horizontal	Horizontal	Pass
17959.838	-42.34	13.85	-13.0	-29.34	237.00	Horizontal	Horizontal	Pass

RSE-H&V n77 BW20 CH633332



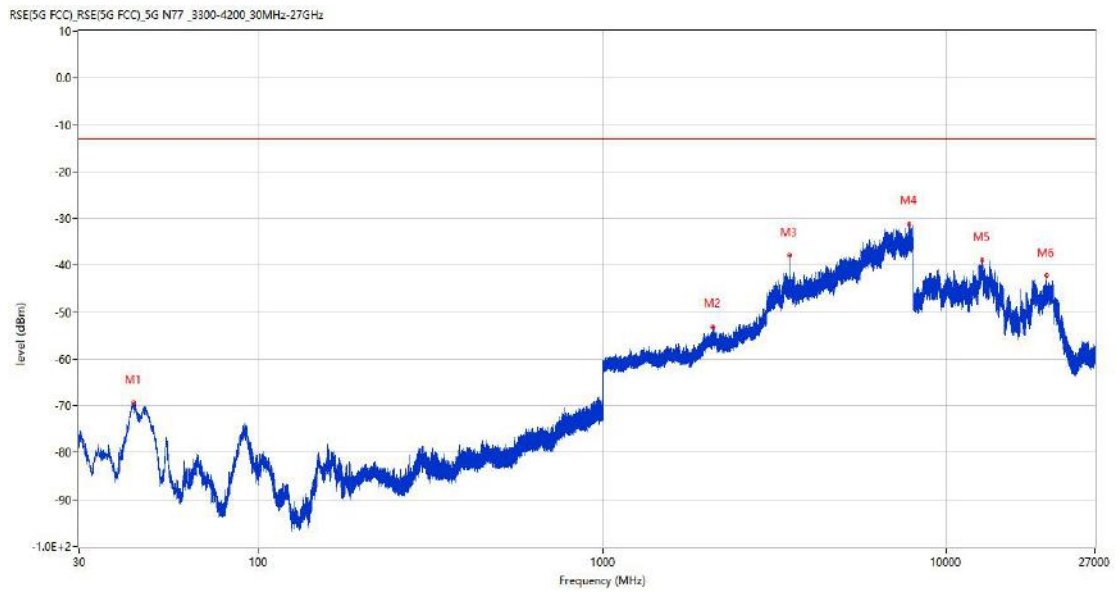
Frequency (MHz)	Result (dBm)	Factor (dB)	PK Limit (dBm)	Over Limit (dB)	Table (o)	ANT	EUT	Verdict
197.568	-74.18	-15.97	-13.0	-61.18	274.00	Horizontal	Vertical	Pass
2111.700	-53.67	-0.25	-13.0	-40.67	350.00	Horizontal	Vertical	Pass
3501.500	-34.65	14.82	-13.0	-21.65	152.00	Horizontal	Vertical	N/A
7897.750	-31.73	24.25	-13.0	-18.73	72.00	Horizontal	Vertical	Pass
10499.450	-37.71	11.17	-13.0	-24.71	97.00	Horizontal	Vertical	Pass
17799.188	-43.10	13.15	-13.0	-30.10	152.00	Horizontal	Vertical	Pass

RSE-V&V n77 BW20 CH633332



Frequency (MHz)	Result (dBm)	Factor (dB)	PK Limit (dBm)	Over Limit (dB)	Table (o)	ANT	EUT	Verdict
77.239	-67.50	-21.20	-13.0	-54.50	267.00	Vertical	Vertical	Pass
2041.800	-53.56	-0.78	-13.0	-40.56	88.00	Vertical	Vertical	Pass
3497.750	-36.35	14.85	-13.0	-23.35	343.00	Vertical	Vertical	N/A
7965.000	-31.17	24.94	-13.0	-18.17	360.00	Vertical	Vertical	Pass
10504.912	-35.10	11.34	-13.0	-22.10	214.00	Vertical	Vertical	Pass
19708.649	-42.65	12.94	-13.0	-29.65	80.00	Vertical	Vertical	Pass

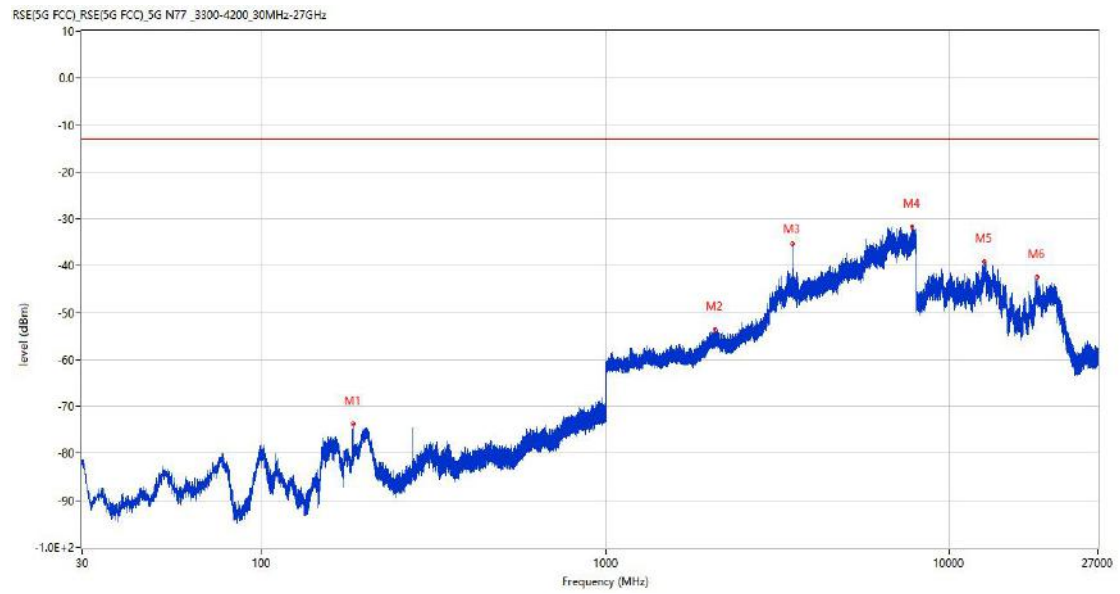
RSE-V&H n77 BW20 CH633332



Frequency (MHz)	Result (dBm)	Factor (dB)	PK Limit (dBm)	Over Limit (dB)	Table (o)	ANT	EUT	Verdict
43.337	-69.44	-17.98	-13.0	-56.44	192.00	Vertical	Horizontal	Pass
2092.500	-53.16	-0.24	-13.0	-40.16	249.00	Vertical	Horizontal	Pass
3498.750	-37.86	14.84	-13.0	-24.86	95.00	Vertical	Horizontal	N/A
7802.750	-31.17	25.25	-13.0	-18.17	72.00	Vertical	Horizontal	Pass
12703.213	-38.82	16.51	-13.0	-25.82	181.00	Vertical	Horizontal	Pass
19507.050	-42.28	12.93	-13.0	-29.28	61.00	Vertical	Horizontal	Pass

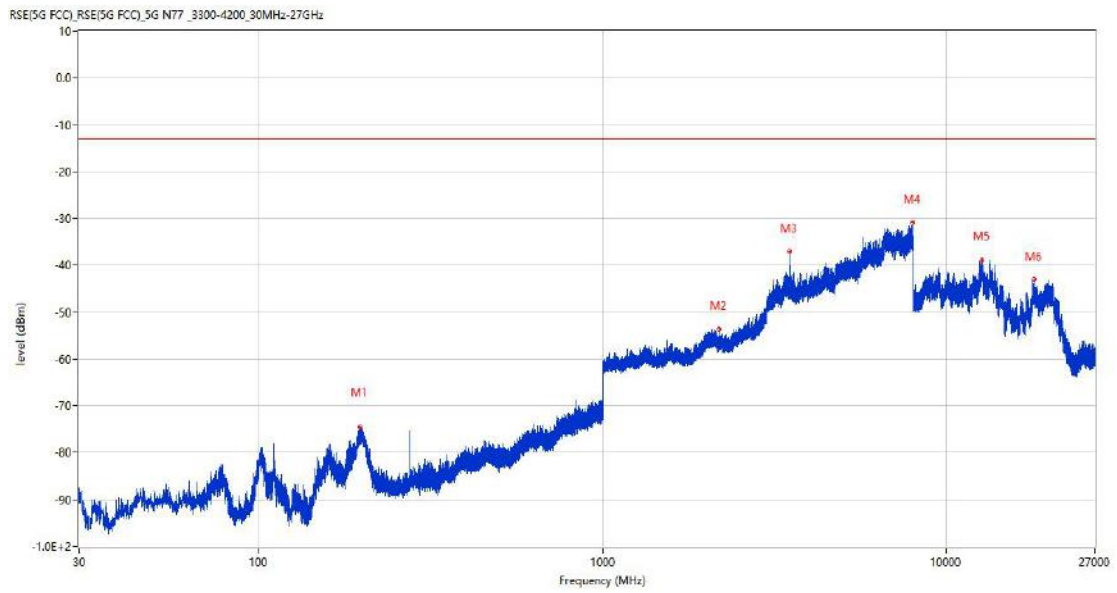
## 21.5 n77 BW50, QPSK, Middle Channel

RSE-H&H n77 BW50 CH633332



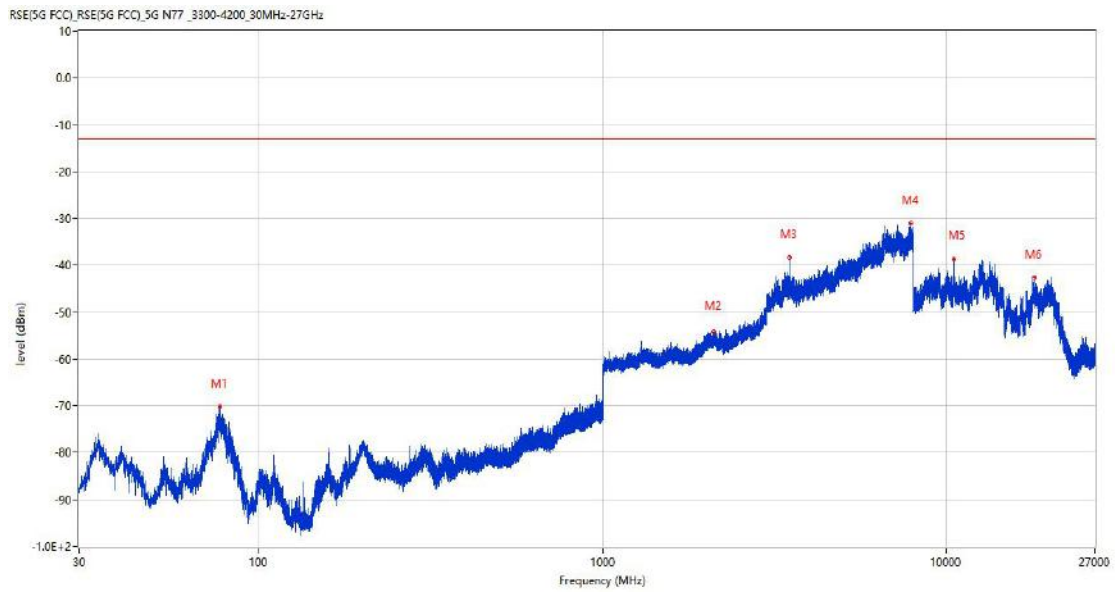
Frequency (MHz)	Result (dBm)	Factor (dB)	PK Limit (dBm)	Over Limit (dB)	Table (o)	ANT	EUT	Verdict
183.794	-73.76	-17.31	-13.0	-60.76	295.00	Horizontal	Horizontal	Pass
2082.300	-53.67	-0.30	-13.0	-40.67	72.00	Horizontal	Horizontal	Pass
3498.000	-35.39	14.84	-13.0	-22.39	360.00	Horizontal	Horizontal	N/A
7778.250	-31.70	23.77	-13.0	-18.70	156.00	Horizontal	Horizontal	Pass
12648.588	-39.17	15.66	-13.0	-26.17	117.00	Horizontal	Horizontal	Pass
17956.426	-42.48	13.93	-13.0	-29.48	181.00	Horizontal	Horizontal	Pass

RSE-H&V n77 BW50 CH633332



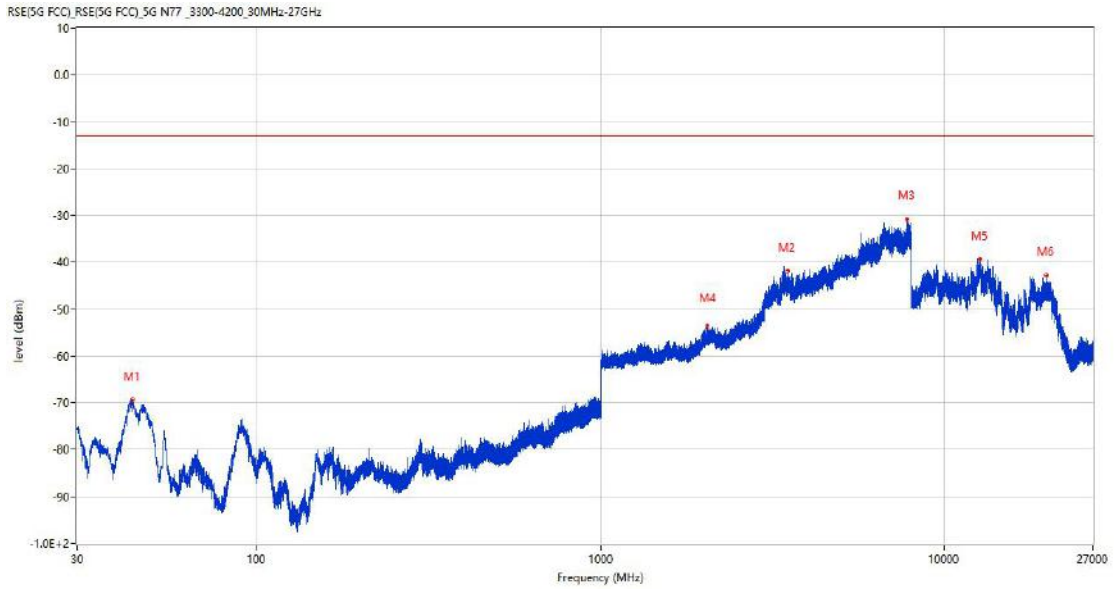
Frequency (MHz)	Result (dBm)	Factor (dB)	PK Limit (dBm)	Over Limit (dB)	Table (o)	ANT	EUT	Verdict
196.112	-74.43	-15.89	-13.0	-61.43	267.00	Horizontal	Vertical	Pass
2181.700	-53.63	-0.95	-13.0	-40.63	100.00	Horizontal	Vertical	Pass
3497.000	-36.97	14.85	-13.0	-23.97	167.00	Horizontal	Vertical	N/A
7962.500	-30.86	25.07	-13.0	-17.86	-3.00	Horizontal	Vertical	Pass
12705.112	-38.84	16.48	-13.0	-25.84	42.00	Horizontal	Vertical	Pass
17953.276	-42.96	14.01	-13.0	-29.96	165.00	Horizontal	Vertical	Pass

RSE-V&V n77 BW50 CH633332



Frequency (MHz)	Result (dBm)	Factor (dB)	PK Limit (dBm)	Over Limit (dB)	Table (o)	ANT	EUT	Verdict
77.190	-70.14	-21.21	-13.0	-57.14	270.00	Vertical	Vertical	Pass
2108.200	-54.12	-0.38	-13.0	-41.12	138.00	Vertical	Vertical	Pass
3494.250	-38.22	14.88	-13.0	-25.22	360.00	Vertical	Vertical	N/A
7877.750	-31.09	24.22	-13.0	-18.09	-3.00	Vertical	Vertical	Pass
10498.025	-38.60	11.18	-13.0	-25.60	216.00	Vertical	Vertical	Pass
17964.562	-42.59	13.73	-13.0	-29.59	124.00	Vertical	Vertical	Pass

RSE-V&H n77 BW50 CH633332

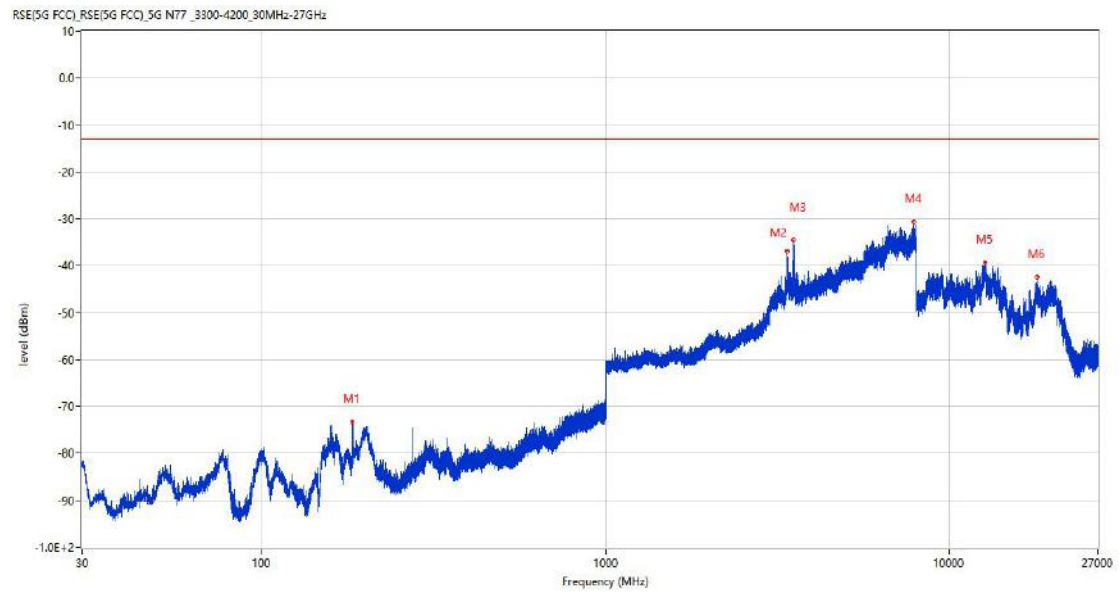


Frequency (MHz)	Result (dBm)	Factor (dB)	PK Limit (dBm)	Over Limit (dB)	Table (o)	ANT	EUT	Verdict
43.386	-69.32	-17.95	-13.0	-56.32	180.00	Vertical	Horizontal	Pass
3495.750	-41.89	14.87	-13.0	-28.89	93.00	Vertical	Horizontal	N/A
7798.000	-30.72	25.33	-13.0	-17.72	314.00	Vertical	Horizontal	Pass
2041.000	-53.52	-0.87	-13.0	-40.52	19.00	Vertical	Horizontal	Pass
12702.262	-39.23	16.52	-13.0	-26.23	360.00	Vertical	Horizontal	Pass
19773.901	-42.78	12.94	-13.0	-29.78	336.00	Vertical	Horizontal	Pass



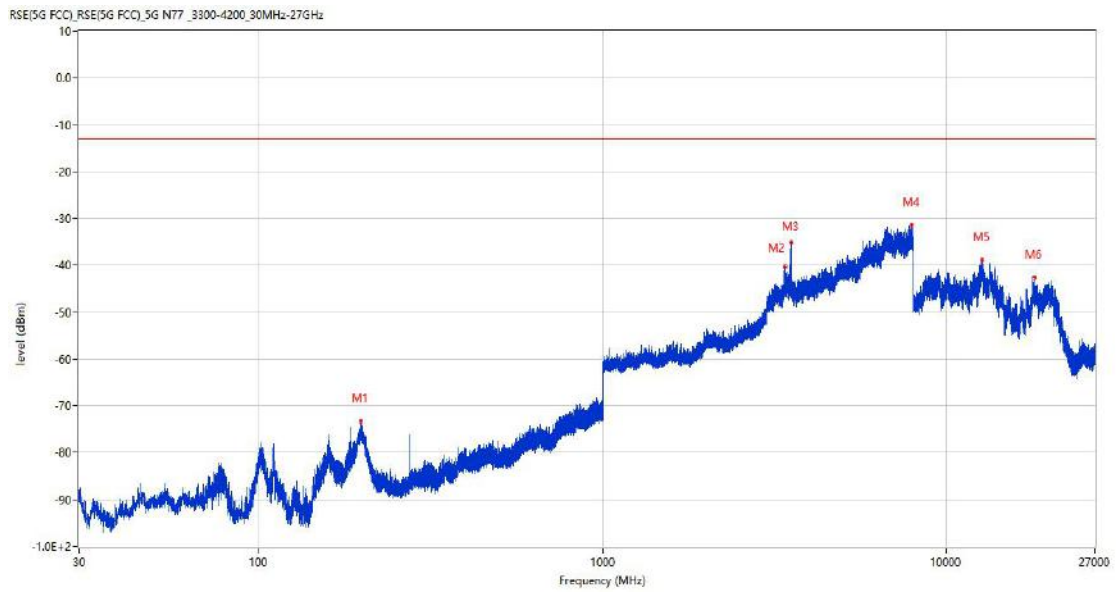
## 21.6 n77 BW100, QPSK, Middle Channel

RSE-H&H n77 BW100 CH633332



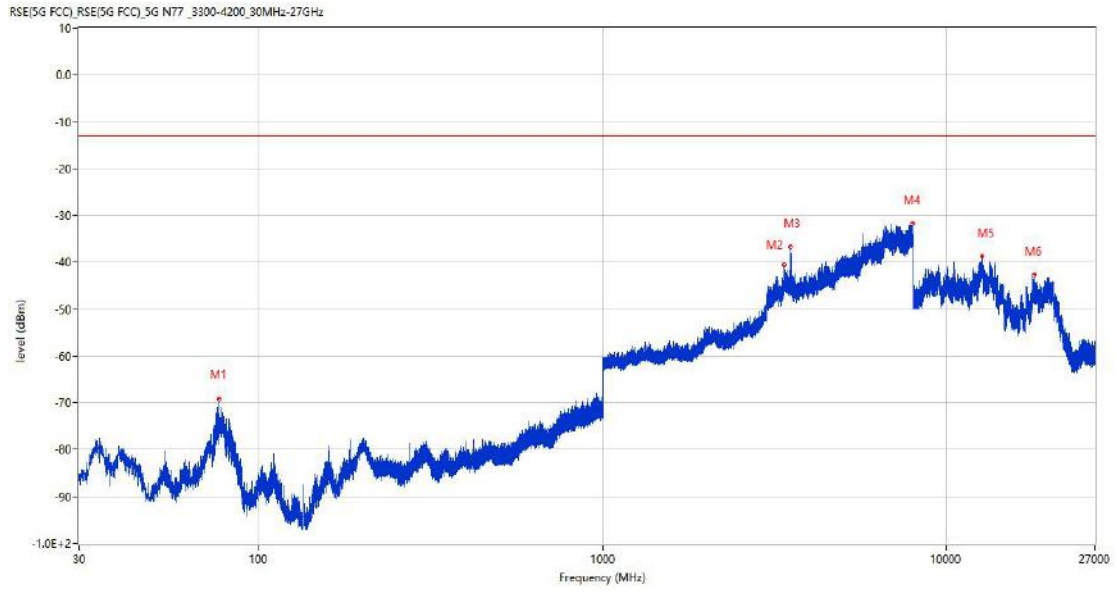
Frequency (MHz)	Result (dBm)	Factor (dB)	PK Limit (dBm)	Over Limit (dB)	Table (o)	ANT	EUT	Verdict
183.745	-73.24	-17.33	-13.0	-60.24	120.00	Horizontal	Horizontal	Pass
3379.250	-36.74	15.47	-13.0	-23.74	-3.00	Horizontal	Horizontal	Pass
3522.750	-34.47	14.75	-13.0	-21.47	-3.00	Horizontal	Horizontal	N/A
7885.500	-30.63	24.21	-13.0	-17.63	216.00	Horizontal	Horizontal	Pass
12707.250	-39.30	16.46	-13.0	-26.30	249.00	Horizontal	Horizontal	Pass
17927.025	-42.49	13.54	-13.0	-29.49	0.00	Horizontal	Horizontal	Pass

RSE-H&V n77 BW100 CH633332



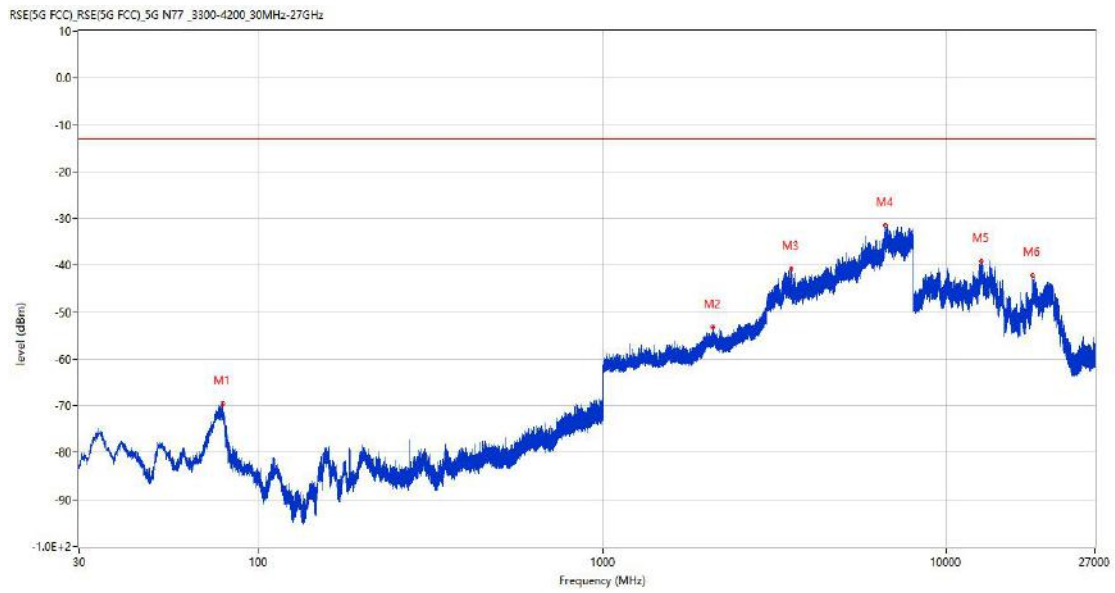
Frequency (MHz)	Result (dBm)	Factor (dB)	PK Limit (dBm)	Over Limit (dB)	Table (o)	ANT	EUT	Verdict
198.004	-73.36	-15.99	-13.0	-60.36	260.00	Horizontal	Vertical	Pass
3397.500	-40.35	15.59	-13.0	-27.35	66.00	Horizontal	Vertical	Pass
3523.250	-35.07	14.74	-13.0	-22.07	162.00	Horizontal	Vertical	N/A
7938.750	-31.49	24.11	-13.0	-18.49	337.00	Horizontal	Vertical	Pass
12682.787	-38.95	16.24	-13.0	-25.95	268.00	Horizontal	Vertical	Pass
17945.661	-42.52	13.99	-13.0	-29.52	11.00	Horizontal	Vertical	Pass

RSE-V&V n77 BW100 CH633332



Frequency (MHz)	Result (dBm)	Factor (dB)	PK Limit (dBm)	Over Limit (dB)	Table (o)	ANT	EUT	Verdict
76.608	-69.05	-21.26	-13.0	-56.05	252.00	Vertical	Vertical	Pass
3378.250	-40.47	15.14	-13.0	-27.47	-3.00	Vertical	Vertical	Pass
3522.250	-36.61	14.75	-13.0	-23.61	360.00	Vertical	Vertical	N/A
7969.500	-31.57	24.46	-13.0	-18.57	314.00	Vertical	Vertical	Pass
12712.475	-38.73	16.41	-13.0	-25.73	268.00	Vertical	Vertical	Pass
17939.886	-42.65	13.85	-13.0	-29.65	233.00	Vertical	Vertical	Pass

RSE-V&H n77 BW100 CH633332

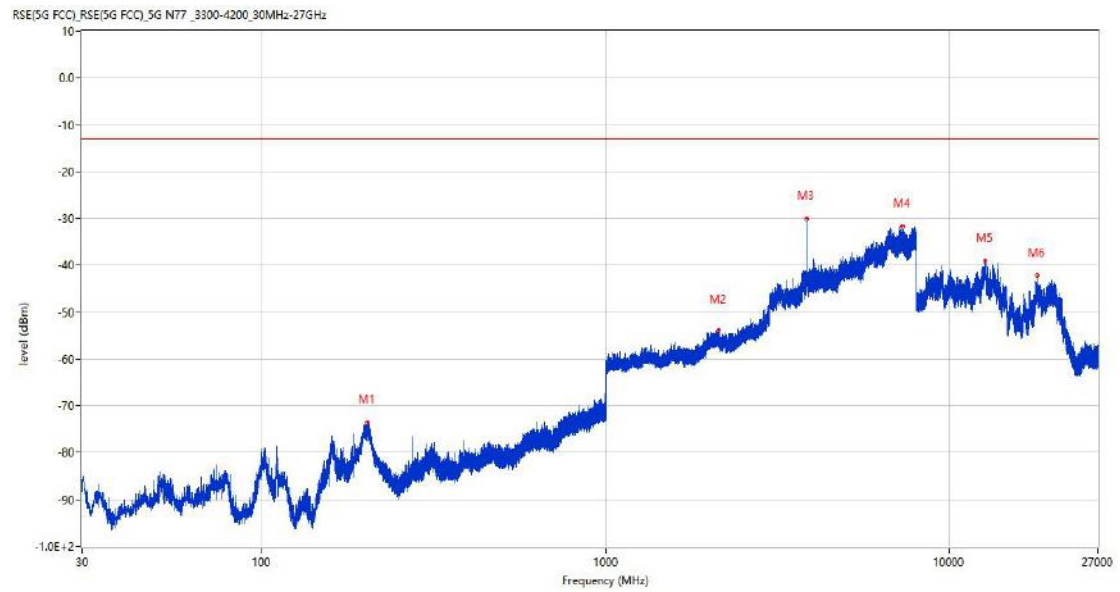


Frequency (MHz)	Result (dBm)	Factor (dB)	PK Limit (dBm)	Over Limit (dB)	Table (o)	ANT	EUT	Verdict
78.451	-69.62	-21.09	-13.0	-56.62	76.00	Vertical	Horizontal	Pass
2096.500	-53.17	-0.30	-13.0	-40.17	174.00	Vertical	Horizontal	Pass
3523.000	-40.79	14.74	-13.0	-27.79	137.00	Vertical	Horizontal	N/A
6649.500	-31.41	23.24	-13.0	-18.41	360.00	Vertical	Horizontal	Pass
12647.875	-39.12	15.65	-13.0	-26.12	0.00	Vertical	Horizontal	Pass
17809.426	-42.16	12.94	-13.0	-29.16	0.00	Vertical	Horizontal	Pass

22 n77(3700-3980MHz)

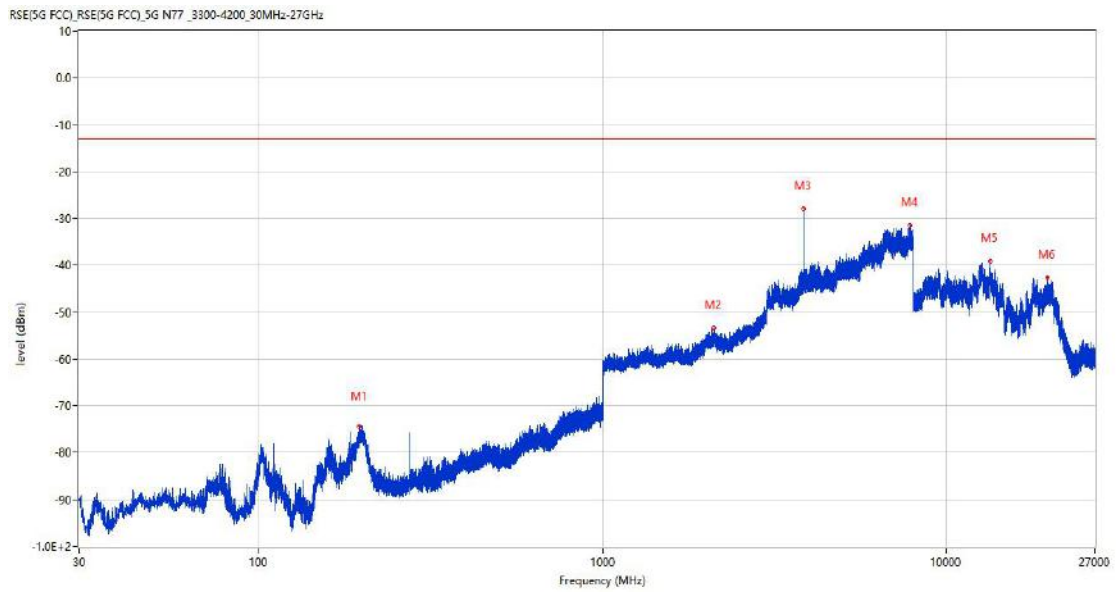
22.1 n77 BW20, PI/2 BPSK, Middle Channel

RSE-H&H n77 BW20 CH656000



Frequency (MHz)	Result (dBm)	Factor (dB)	PK Limit (dBm)	Over Limit (dB)	Table (o)	ANT	EUT	Verdict
202.806	-73.44	-15.66	-13.0	-60.44	269.00	Horizontal	Horizontal	Pass
2124.200	-53.80	-0.62	-13.0	-40.80	72.00	Horizontal	Horizontal	Pass
3840.750	-29.98	16.11	-13.0	-16.98	93.00	Horizontal	Horizontal	N/A
7276.500	-31.64	23.05	-13.0	-18.64	93.00	Horizontal	Horizontal	Pass
12715.088	-39.08	16.38	-13.0	-26.08	163.00	Horizontal	Horizontal	Pass
17934.375	-42.11	13.71	-13.0	-29.11	55.00	Horizontal	Horizontal	Pass

RSE-H&V n77 BW20 CH656000



Frequency (MHz)	Result (dBm)	Factor (dB)	PK Limit (dBm)	Over Limit (dB)	Table (o)	ANT	EUT	Verdict
195.967	-74.21	-15.88	-13.0	-61.21	260.00	Horizontal	Vertical	Pass
2101.900	-53.40	-0.36	-13.0	-40.40	178.00	Horizontal	Vertical	Pass
3836.750	-27.92	16.09	-13.0	-14.92	103.00	Horizontal	Vertical	N/A
7829.500	-31.37	23.91	-13.0	-18.37	208.00	Horizontal	Vertical	Pass
13363.724	-39.20	16.67	-13.0	-26.20	301.00	Horizontal	Vertical	Pass
19591.651	-42.66	12.93	-13.0	-29.66	201.00	Horizontal	Vertical	Pass