

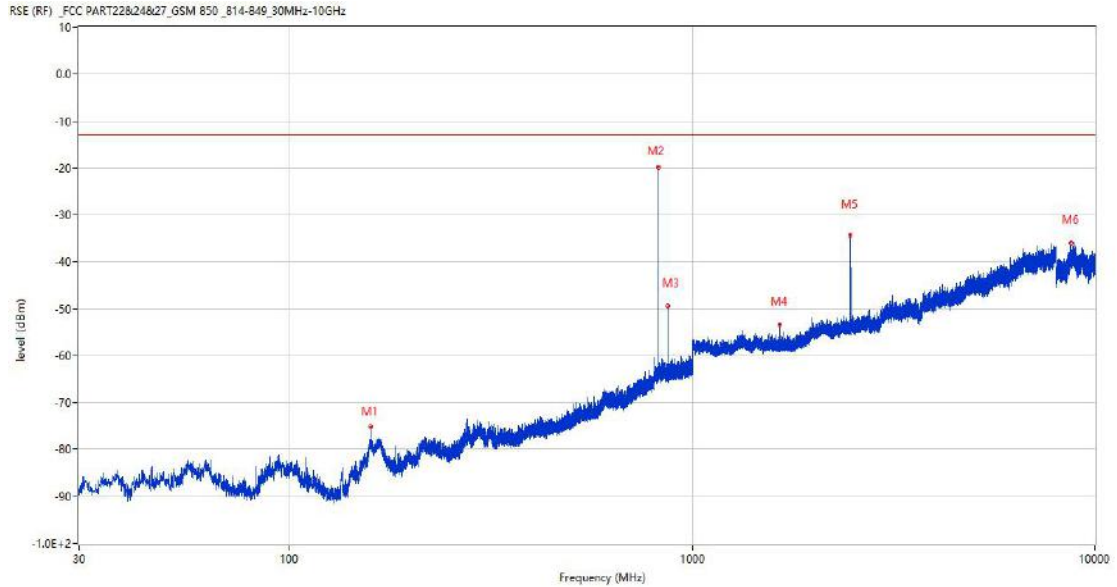
A.7 Field Strength of Spurious Radiation

GSM

1 GSM 850

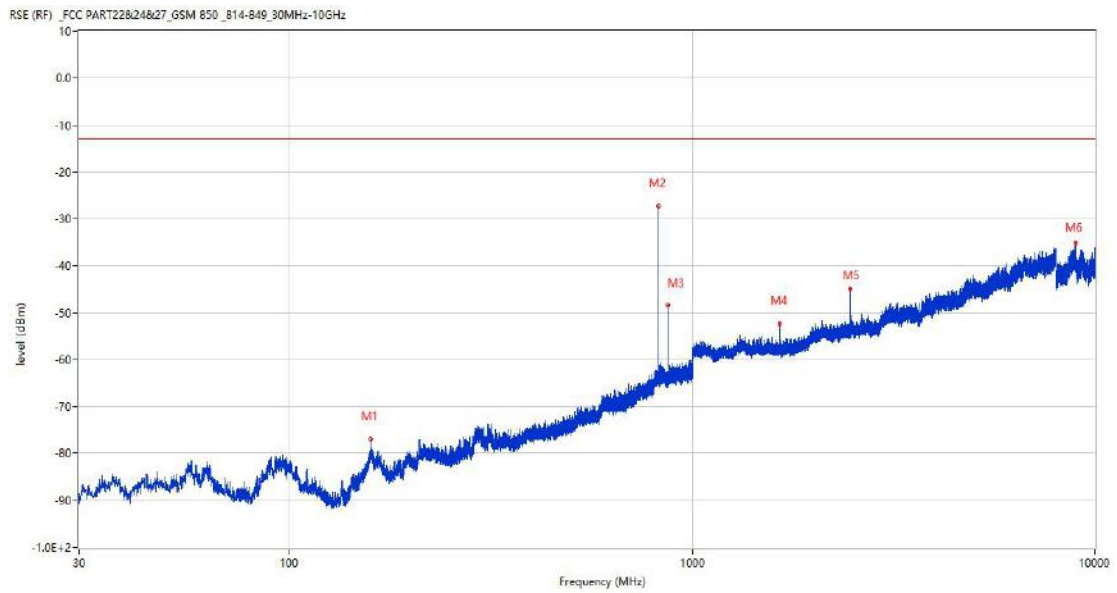
1.1 GSM 850 Low Channel

RSE-H&H GSM 850 CH128



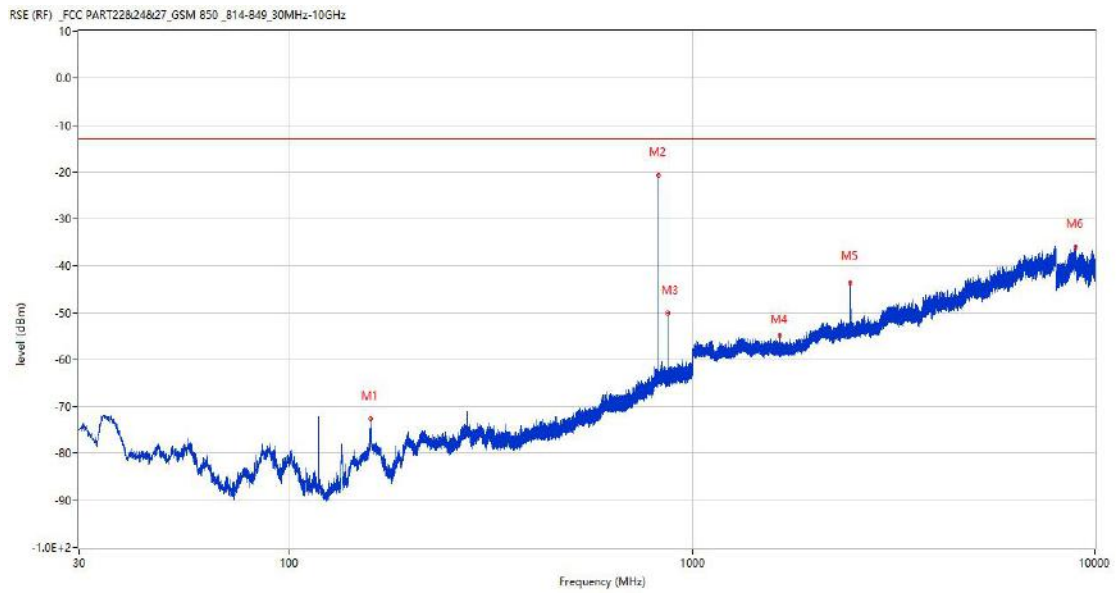
Frequency (MHz)	Result (dBm)	Factor (dB)	PK Limit (dBm)	Over Limit (dB)	Table (o)	ANT	EUT	Verdict
158.719	-75.16	-16.70	-13.0	-62.16	47.00	Horizontal	Horizontal	Pass
824.236	-19.77	6.91	-13.0	-6.77	117.00	Horizontal	Horizontal	N/A
869.147	-49.40	6.35	-13.0	-36.40	113.00	Horizontal	Horizontal	N/A
1648.100	-53.44	-3.69	-13.0	-40.44	39.00	Horizontal	Horizontal	Pass
2472.300	-34.42	0.88	-13.0	-21.42	264.00	Horizontal	Horizontal	Pass
8715.700	-36.09	19.24	-13.0	-23.09	53.00	Horizontal	Horizontal	Pass

RSE-H&V GSM 850 CH128



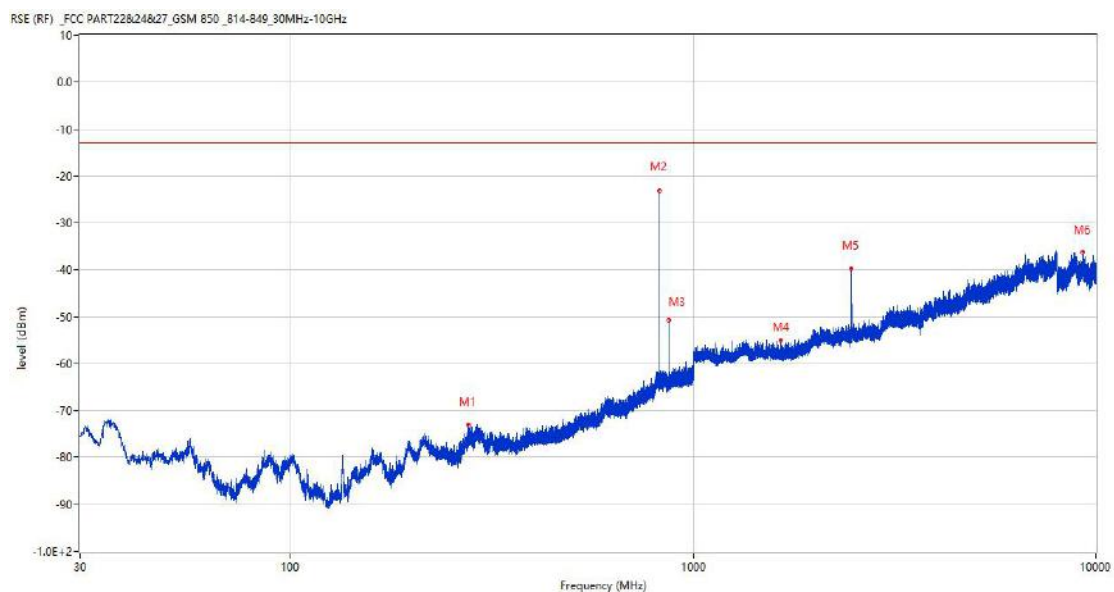
Frequency (MHz)	Result (dBm)	Factor (dB)	PK Limit (dBm)	Over Limit (dB)	Table (o)	ANT	EUT	Verdict
158.864	-76.92	-16.68	-13.0	-63.92	14.00	Horizontal	Vertical	Pass
824.236	-27.25	6.91	-13.0	-14.25	360.00	Horizontal	Vertical	N/A
869.147	-48.33	6.35	-13.0	-35.33	106.00	Horizontal	Vertical	N/A
1648.200	-52.28	-3.68	-13.0	-39.28	184.00	Horizontal	Vertical	Pass
2472.300	-44.99	0.88	-13.0	-31.99	202.00	Horizontal	Vertical	Pass
8933.000	-35.21	19.54	-13.0	-22.21	223.00	Horizontal	Vertical	Pass

RSE-V&V GSM 850 CH128



Frequency (MHz)	Result (dBm)	Factor (dB)	PK Limit (dBm)	Over Limit (dB)	Table (o)	ANT	EUT	Verdict
159.058	-72.56	-16.67	-13.0	-59.56	121.00	Vertical	Vertical	Pass
824.236	-20.62	6.91	-13.0	-7.62	133.00	Vertical	Vertical	N/A
869.196	-50.12	6.35	-13.0	-37.12	360.00	Vertical	Vertical	N/A
1647.900	-54.91	-3.73	-13.0	-41.91	56.00	Vertical	Vertical	Pass
2472.300	-43.71	0.88	-13.0	-30.71	135.00	Vertical	Vertical	Pass
8937.900	-36.02	19.51	-13.0	-23.02	265.00	Vertical	Vertical	Pass

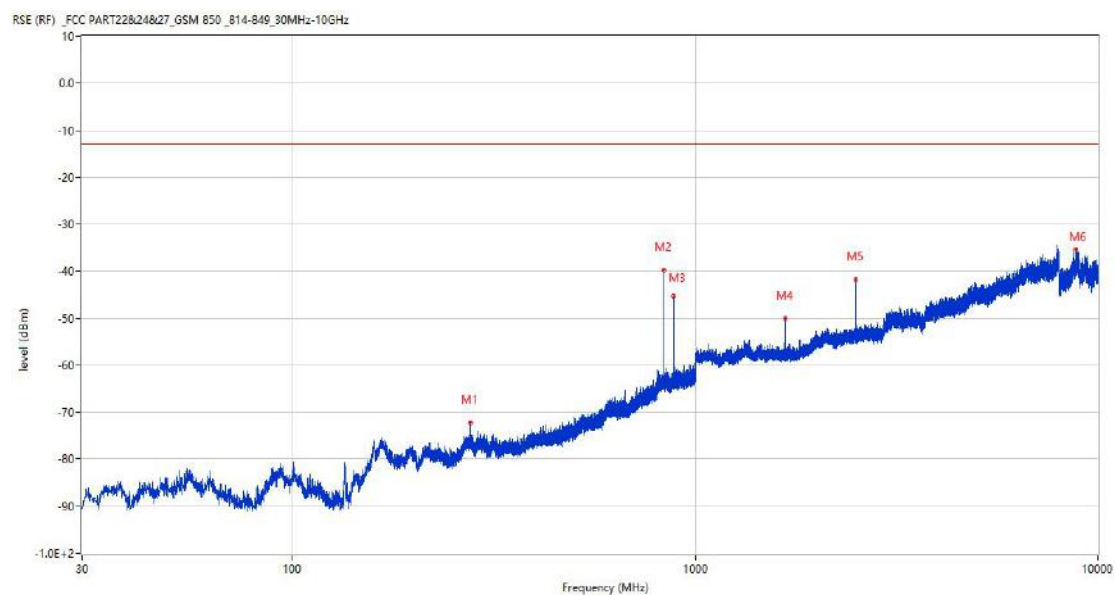
RSE-V&H GSM 850 CH128



Frequency (MHz)	Result (dBm)	Factor (dB)	PK Limit (dBm)	Over Limit (dB)	Table (o)	ANT	EUT	Verdict
275.653	-73.02	-10.03	-13.0	-60.02	359.00	Vertical	Horizontal	Pass
824.236	-23.21	6.91	-13.0	-10.21	165.00	Vertical	Horizontal	N/A
869.196	-50.74	6.35	-13.0	-37.74	144.00	Vertical	Horizontal	N/A
1647.900	-55.07	-3.73	-13.0	-42.07	14.00	Vertical	Horizontal	Pass
2472.300	-39.72	0.88	-13.0	-26.72	300.00	Vertical	Horizontal	Pass
9291.400	-36.22	19.57	-13.0	-23.22	166.00	Vertical	Horizontal	Pass

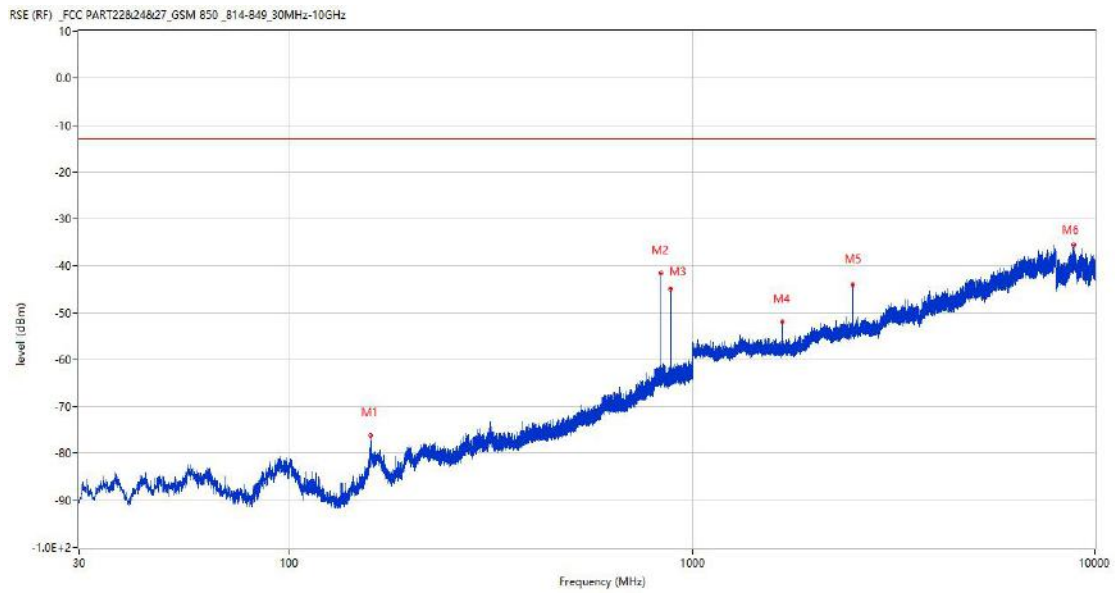
1.2 GSM 850 Middle Channel

RSE-H&H GSM 850 CH190



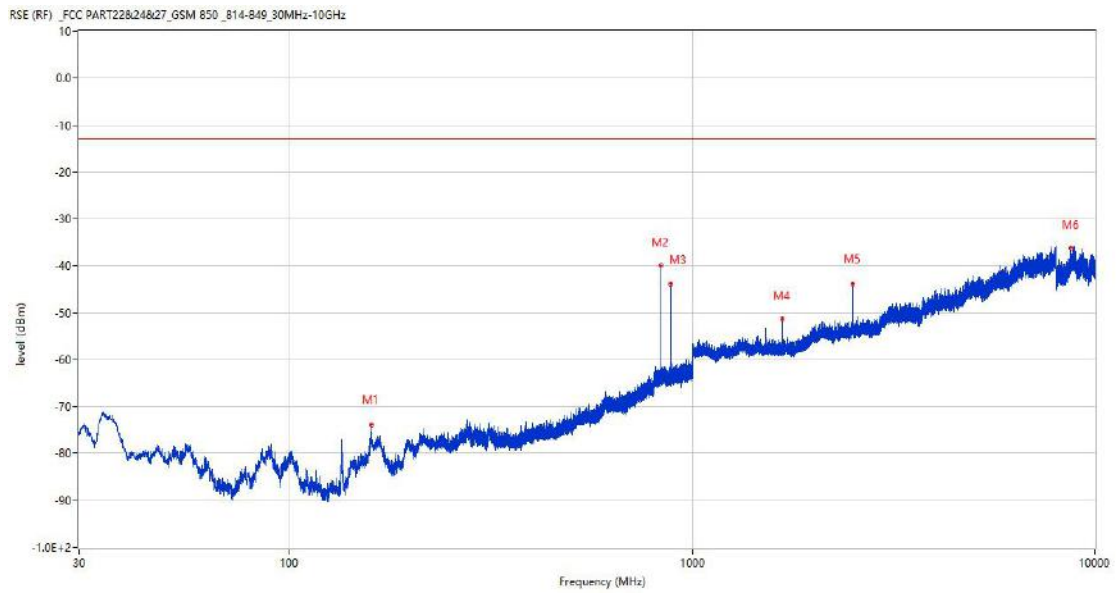
Frequency (MHz)	Result (dBm)	Factor (dB)	PK Limit (dBm)	Over Limit (dB)	Table (o)	ANT	EUT	Verdict
275.750	-72.32	-10.03	-13.0	-59.32	43.00	Horizontal	Horizontal	Pass
836.555	-39.72	7.13	-13.0	-26.72	31.00	Horizontal	Horizontal	N/A
881.563	-45.33	6.75	-13.0	-32.33	359.00	Horizontal	Horizontal	N/A
1672.800	-50.11	-3.68	-13.0	-37.11	33.00	Horizontal	Horizontal	Pass
2509.600	-41.70	1.50	-13.0	-28.70	208.00	Horizontal	Horizontal	Pass
8837.000	-35.45	20.15	-13.0	-22.45	39.00	Horizontal	Horizontal	Pass

RSE-H&V GSM 850 CH190



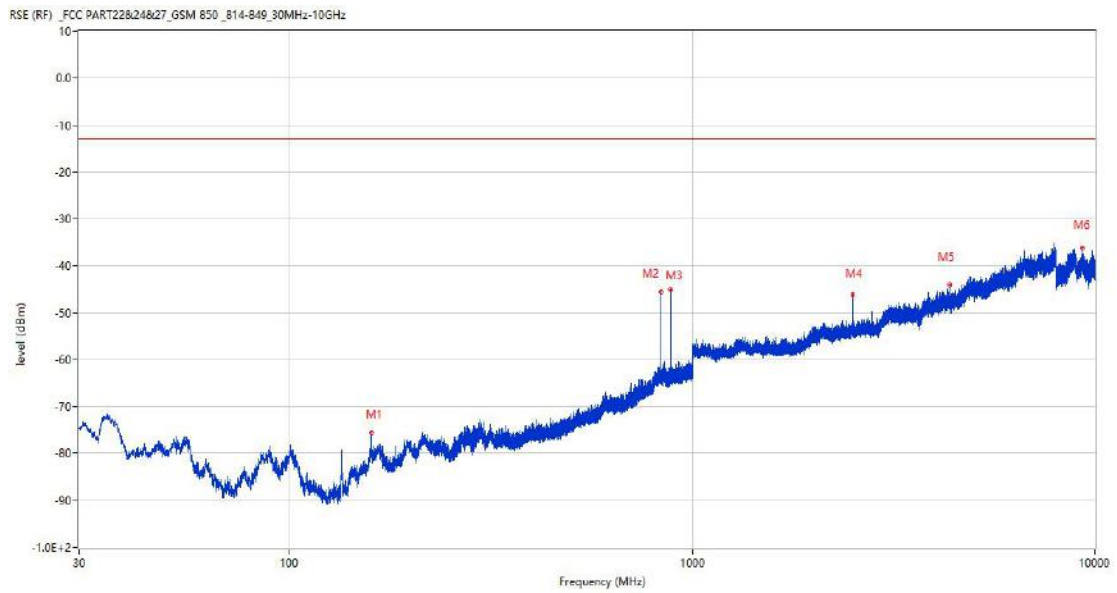
Frequency (MHz)	Result (dBm)	Factor (dB)	PK Limit (dBm)	Over Limit (dB)	Table (o)	ANT	EUT	Verdict
158.622	-76.26	-16.70	-13.0	-63.26	26.00	Horizontal	Vertical	Pass
836.555	-41.52	7.13	-13.0	-28.52	26.00	Horizontal	Vertical	N/A
881.612	-44.95	6.75	-13.0	-31.95	75.00	Horizontal	Vertical	N/A
1672.900	-52.02	-3.68	-13.0	-39.02	51.00	Horizontal	Vertical	Pass
2509.900	-44.14	1.50	-13.0	-31.14	281.00	Horizontal	Vertical	Pass
8857.400	-35.51	20.27	-13.0	-22.51	294.00	Horizontal	Vertical	Pass

RSE-V&V GSM 850 CH190



Frequency (MHz)	Result (dBm)	Factor (dB)	PK Limit (dBm)	Over Limit (dB)	Table (o)	ANT	EUT	Verdict
159.301	-73.89	-16.60	-13.0	-60.89	225.00	Vertical	Vertical	Pass
836.604	-40.02	7.13	-13.0	-27.02	171.00	Vertical	Vertical	N/A
881.514	-43.82	6.75	-13.0	-30.82	134.00	Vertical	Vertical	N/A
1672.900	-51.41	-3.68	-13.0	-38.41	93.00	Vertical	Vertical	Pass
2509.600	-43.81	1.50	-13.0	-30.81	135.00	Vertical	Vertical	Pass
8729.700	-36.19	19.08	-13.0	-23.19	238.00	Vertical	Vertical	Pass

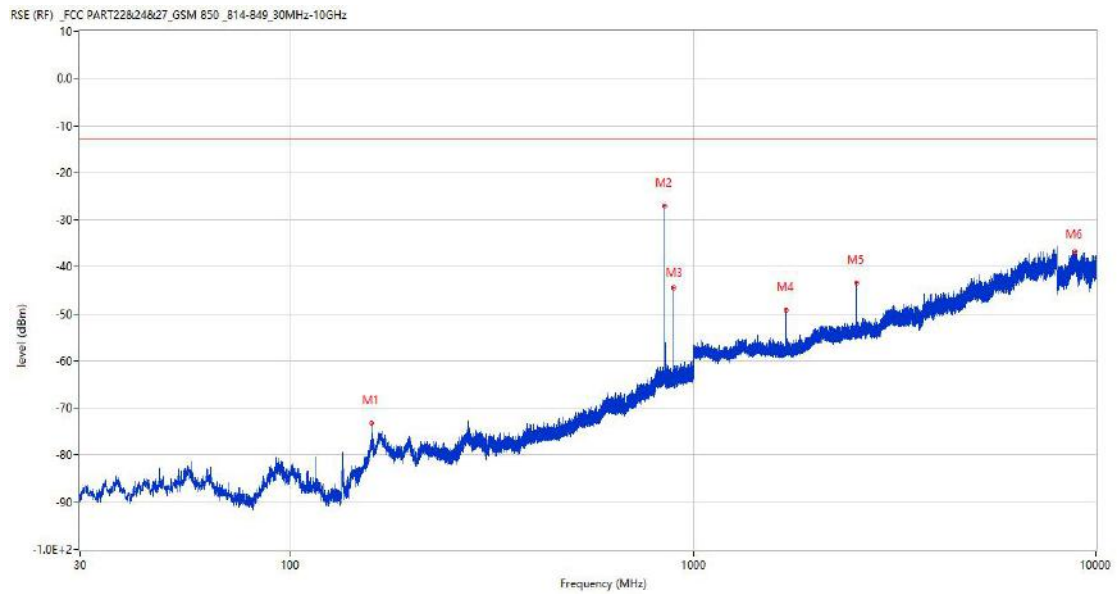
RSE-V&H GSM 850 CH190



Frequency (MHz)	Result (dBm)	Factor (dB)	PK Limit (dBm)	Over Limit (dB)	Table (o)	ANT	EUT	Verdict
159.204	-75.61	-16.63	-13.0	-62.61	255.00	Vertical	Horizontal	Pass
836.604	-45.55	7.13	-13.0	-32.55	58.00	Vertical	Horizontal	N/A
881.514	-45.19	6.75	-13.0	-32.19	143.00	Vertical	Horizontal	N/A
2509.900	-46.21	1.50	-13.0	-33.21	317.00	Vertical	Horizontal	Pass
4347.000	-43.97	10.62	-13.0	-30.97	16.00	Vertical	Horizontal	Pass
9321.400	-36.12	19.51	-13.0	-23.12	196.00	Vertical	Horizontal	Pass

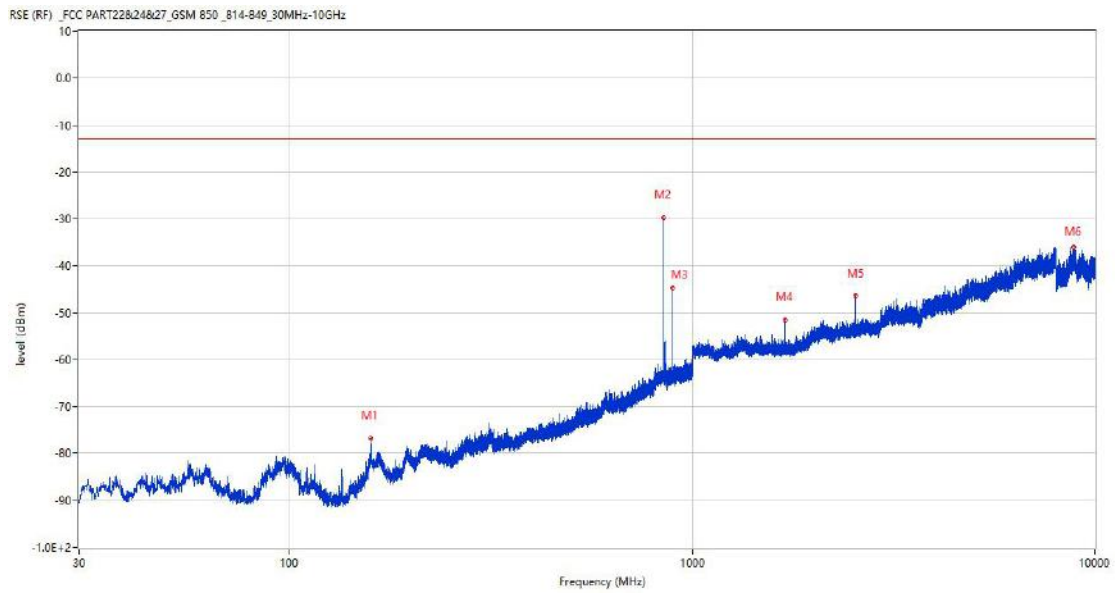
1.3 GSM 850 High Channel

RSE-H&H GSM 850 CH251



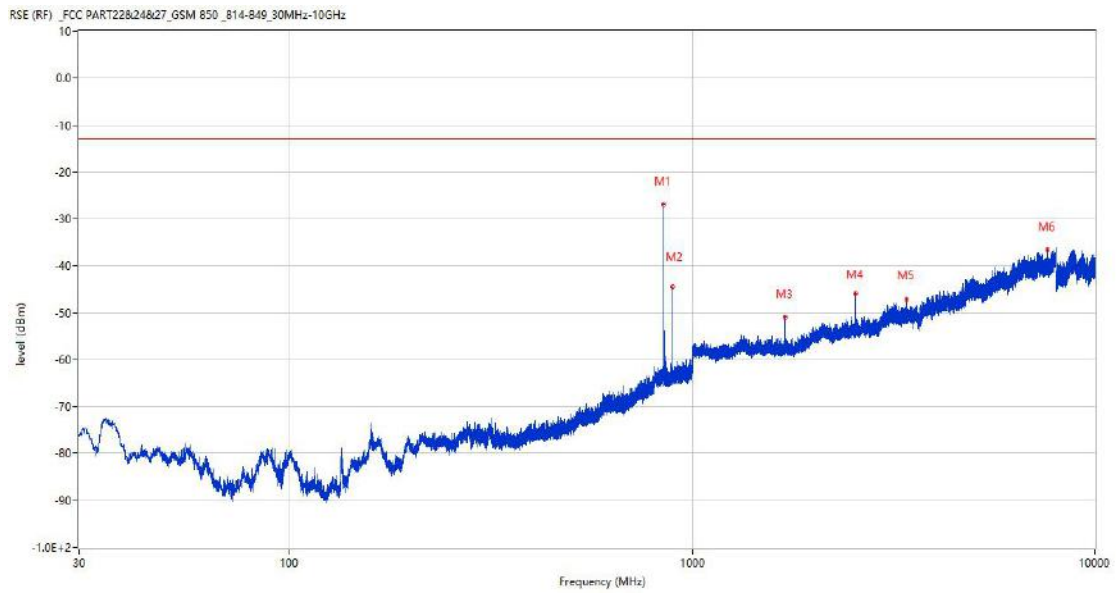
Frequency (MHz)	Result (dBm)	Factor (dB)	PK Limit (dBm)	Over Limit (dB)	Table (o)	ANT	EUT	Verdict
158.816	-73.30	-16.69	-13.0	-60.30	84.00	Horizontal	Horizontal	Pass
848.825	-27.07	7.31	-13.0	-14.07	31.00	Horizontal	Horizontal	N/A
893.833	-44.54	6.89	-13.0	-31.54	212.00	Horizontal	Horizontal	N/A
1697.600	-49.26	-3.63	-13.0	-36.26	359.00	Horizontal	Horizontal	Pass
2546.000	-43.40	1.49	-13.0	-30.40	165.00	Horizontal	Horizontal	Pass
8844.599	-36.91	20.27	-13.0	-23.91	322.00	Horizontal	Horizontal	Pass

RSE-H&V GSM 850 CH251



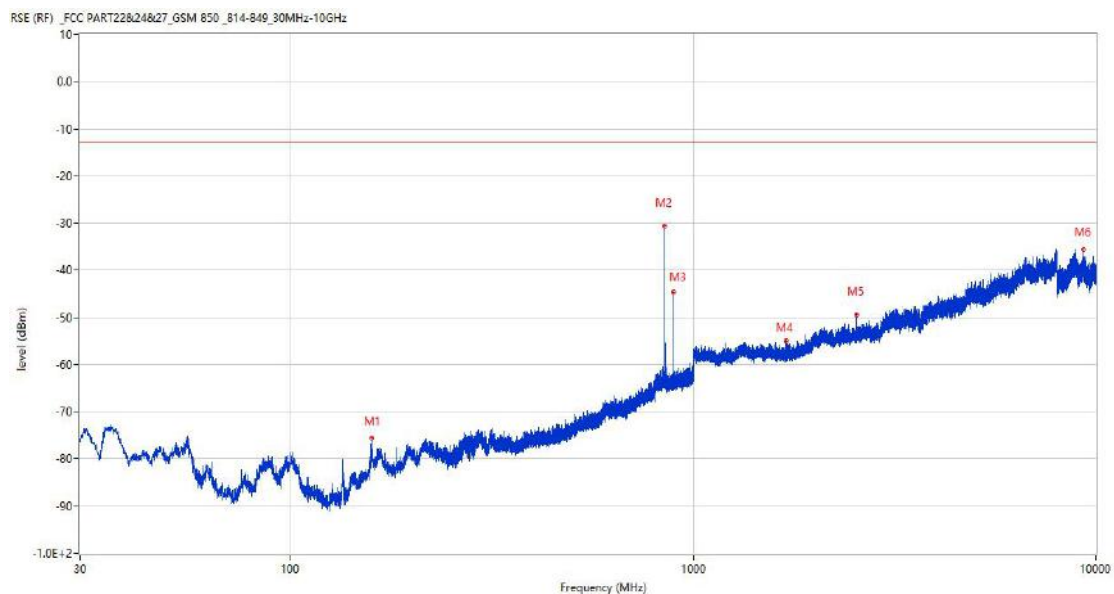
Frequency (MHz)	Result (dBm)	Factor (dB)	PK Limit (dBm)	Over Limit (dB)	Table (o)	ANT	EUT	Verdict
159.107	-76.82	-16.65	-13.0	-63.82	62.00	Horizontal	Vertical	Pass
848.825	-29.78	7.31	-13.0	-16.78	13.00	Horizontal	Vertical	N/A
893.737	-44.70	6.90	-13.0	-31.70	112.00	Horizontal	Vertical	N/A
1697.800	-51.57	-3.62	-13.0	-38.57	209.00	Horizontal	Vertical	Pass
2546.700	-46.43	1.52	-13.0	-33.43	281.00	Horizontal	Vertical	Pass
8840.901	-36.09	20.21	-13.0	-23.09	109.00	Horizontal	Vertical	Pass

RSE-V&V GSM 850 CH251



Frequency (MHz)	Result (dBm)	Factor (dB)	PK Limit (dBm)	Over Limit (dB)	Table (o)	ANT	EUT	Verdict
848.777	-26.91	7.31	-13.0	-13.91	165.00	Vertical	Vertical	N/A
893.785	-44.50	6.89	-13.0	-31.50	136.00	Vertical	Vertical	N/A
1697.600	-50.97	-3.63	-13.0	-37.97	111.00	Vertical	Vertical	Pass
2546.100	-45.90	1.49	-13.0	-32.90	136.00	Vertical	Vertical	Pass
3401.000	-47.25	7.43	-13.0	-34.25	138.00	Vertical	Vertical	Pass
7605.000	-36.71	16.82	-13.0	-23.71	210.00	Vertical	Vertical	Pass

RSE-V&H GSM 850 CH251

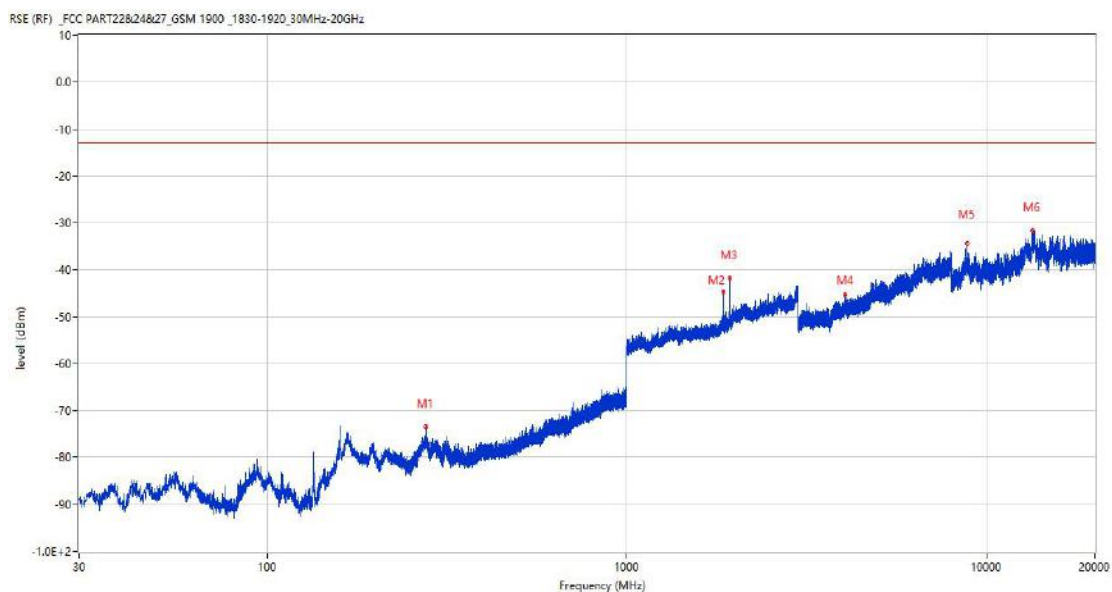


Frequency (MHz)	Result (dBm)	Factor (dB)	PK Limit (dBm)	Over Limit (dB)	Table (o)	ANT	EUT	Verdict
158.864	-75.52	-16.68	-13.0	-62.52	239.00	Vertical	Horizontal	Pass
848.874	-30.61	7.31	-13.0	-17.61	60.00	Vertical	Horizontal	N/A
893.785	-44.66	6.89	-13.0	-31.66	134.00	Vertical	Horizontal	N/A
1697.100	-54.95	-3.65	-13.0	-41.95	179.00	Vertical	Horizontal	Pass
2546.400	-49.49	1.51	-13.0	-36.49	193.00	Vertical	Horizontal	Pass
9328.800	-35.62	19.41	-13.0	-22.62	92.00	Vertical	Horizontal	Pass

2 GSM 1900

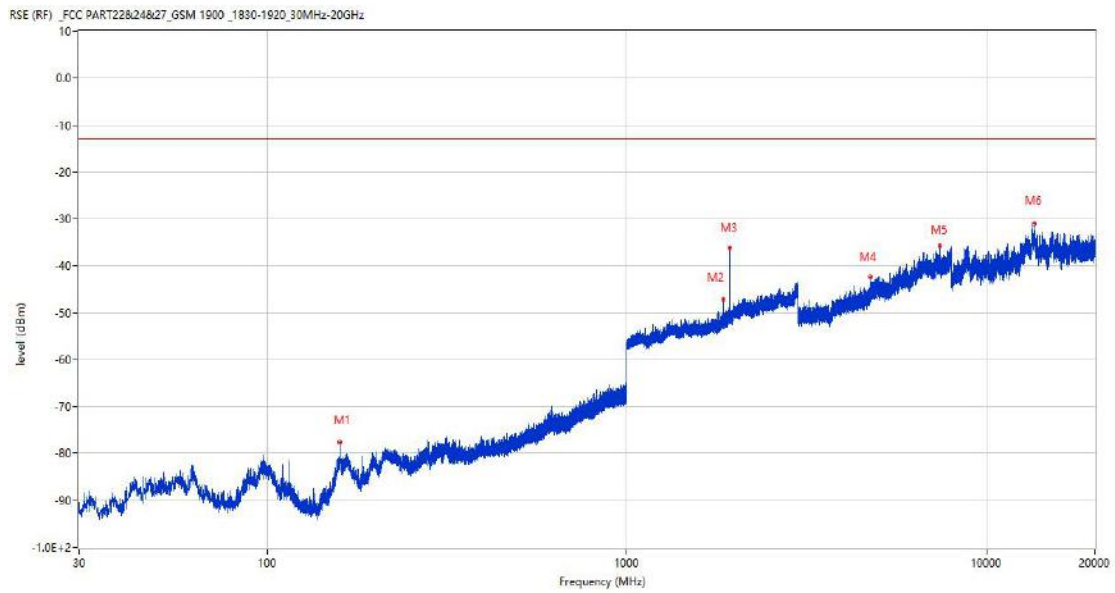
2.1 GSM 1900 Low Channel

RSE-H&H GSM 1900 CH512



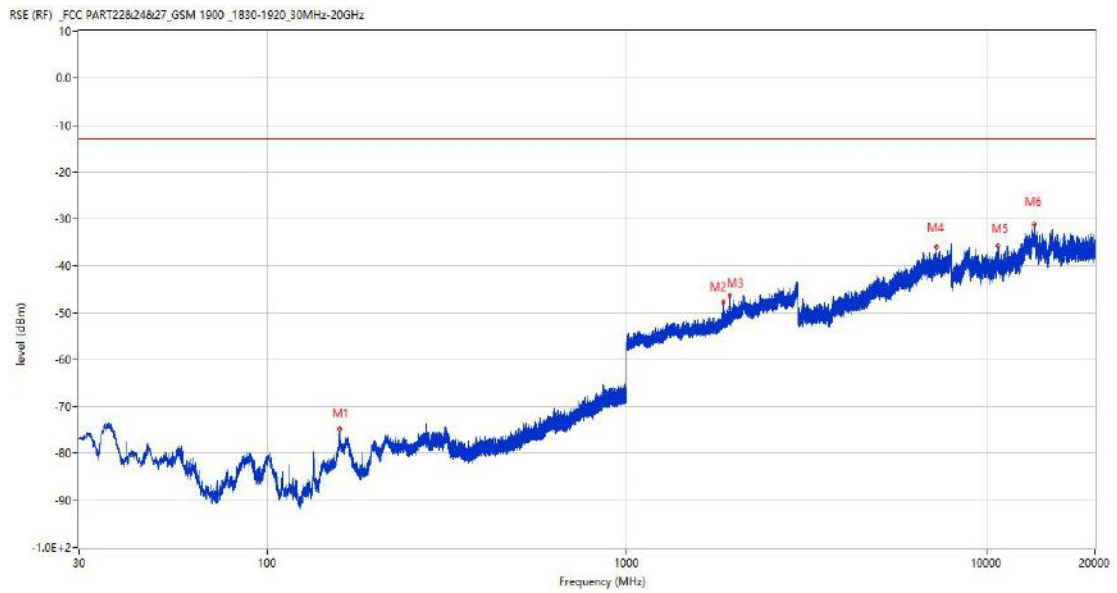
Frequency (MHz)	Result (dBm)	Factor (dB)	PK Limit (dBm)	Over Limit (dB)	Table (o)	ANT	EUT	Verdict
275.701	-73.47	-12.42	-13.0	-60.47	81.00	Horizontal	Horizontal	Pass
1849.800	-44.64	2.54	-13.0	-31.64	241.00	Horizontal	Horizontal	N/A
1930.000	-41.78	3.16	-13.0	-28.78	301.00	Horizontal	Horizontal	N/A
4046.250	-45.35	10.60	-13.0	-32.35	260.00	Horizontal	Horizontal	Pass
8844.313	-34.35	20.27	-13.0	-21.35	154.00	Horizontal	Horizontal	Pass
13414.825	-31.72	24.75	-13.0	-18.72	102.00	Horizontal	Horizontal	Pass

RSE-H&V GSM 1900 CH512



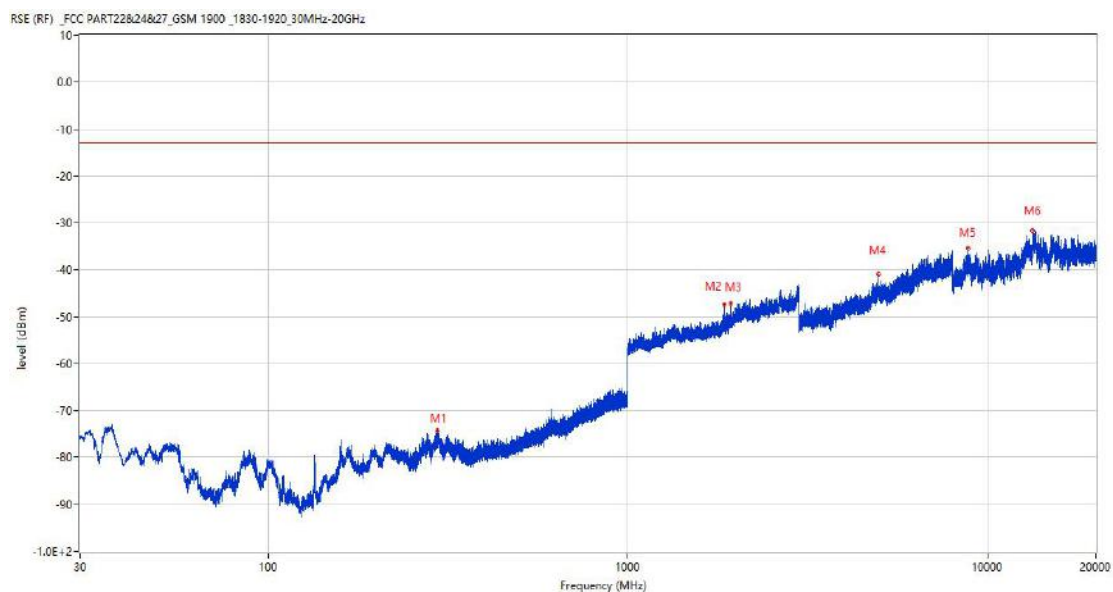
Frequency (MHz)	Result (dBm)	Factor (dB)	PK Limit (dBm)	Over Limit (dB)	Table (o)	ANT	EUT	Verdict
159.058	-77.67	-18.41	-13.0	-64.67	21.00	Horizontal	Vertical	Pass
1849.900	-47.26	2.54	-13.0	-34.26	191.00	Horizontal	Vertical	N/A
1929.800	-36.22	3.17	-13.0	-23.22	118.00	Horizontal	Vertical	N/A
4761.000	-42.41	11.43	-13.0	-29.41	333.00	Horizontal	Vertical	Pass
7409.000	-35.77	18.00	-13.0	-22.77	7.00	Horizontal	Vertical	Pass
13548.225	-31.05	25.17	-13.0	-18.05	31.00	Horizontal	Vertical	Pass

RSE-V&V GSM 1900 CH512



Frequency (MHz)	Result (dBm)	Factor (dB)	PK Limit (dBm)	Over Limit (dB)	Table (o)	ANT	EUT	Verdict
159.107	-74.77	-18.40	-13.0	-61.77	241.00	Vertical	Vertical	Pass
1849.900	-47.88	2.54	-13.0	-34.88	159.00	Vertical	Vertical	N/A
1930.500	-46.32	3.12	-13.0	-33.32	135.00	Vertical	Vertical	N/A
7249.750	-35.99	17.68	-13.0	-22.99	291.00	Vertical	Vertical	Pass
10776.375	-35.84	18.98	-13.0	-22.84	154.00	Vertical	Vertical	Pass
13580.488	-31.26	25.01	-13.0	-18.26	27.00	Vertical	Vertical	Pass

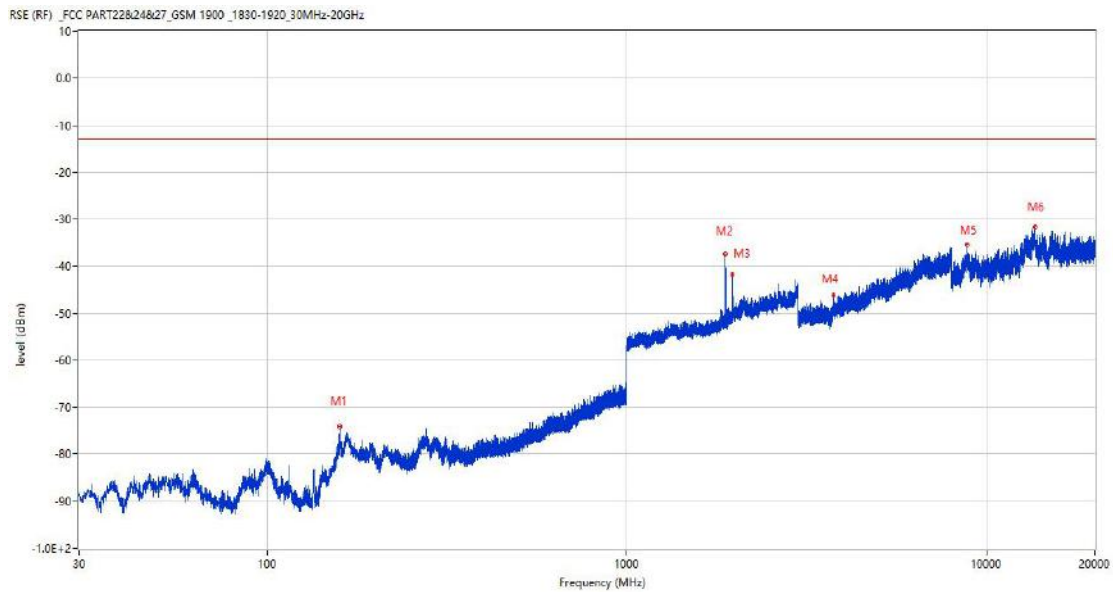
RSE-V&H GSM 1900 CH512



Frequency (MHz)	Result (dBm)	Factor (dB)	PK Limit (dBm)	Over Limit (dB)	Table (o)	ANT	EUT	Verdict
295.732	-74.31	-11.63	-13.0	-61.31	161.00	Vertical	Horizontal	Pass
1849.700	-47.42	2.54	-13.0	-34.42	238.00	Vertical	Horizontal	N/A
1929.900	-47.25	3.17	-13.0	-34.25	238.00	Vertical	Horizontal	N/A
4971.500	-41.04	13.53	-13.0	-28.04	353.00	Vertical	Horizontal	Pass
8850.013	-35.39	20.36	-13.0	-22.39	235.00	Vertical	Horizontal	Pass
13359.000	-31.67	24.60	-13.0	-18.67	12.00	Vertical	Horizontal	Pass

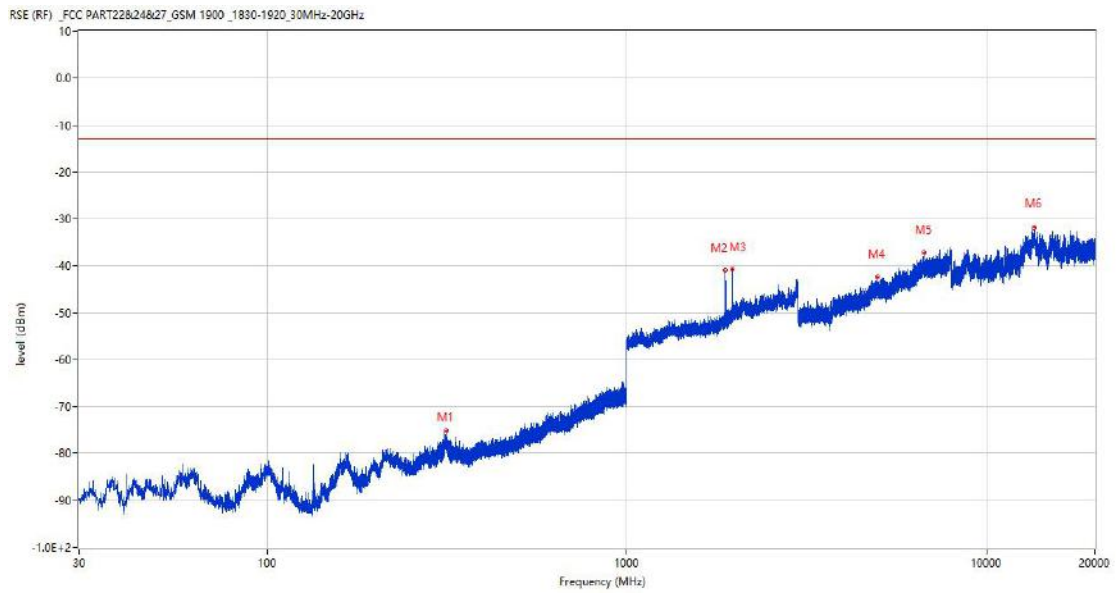
2.2 GSM 1900 Middle Channel

RSE-H&H GSM 1900 CH661



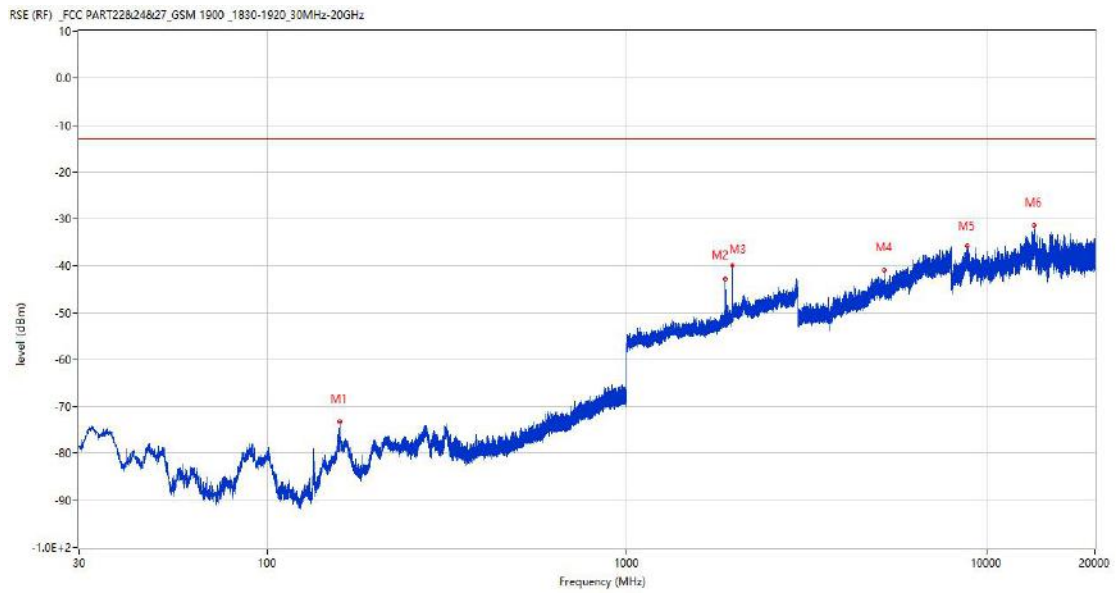
Frequency (MHz)	Result (dBm)	Factor (dB)	PK Limit (dBm)	Over Limit (dB)	Table (o)	ANT	EUT	Verdict
159.010	-74.04	-18.42	-13.0	-61.04	225.00	Horizontal	Horizontal	Pass
1879.900	-37.40	2.77	-13.0	-24.40	236.00	Horizontal	Horizontal	N/A
1959.900	-41.88	3.39	-13.0	-28.88	296.00	Horizontal	Horizontal	N/A
3760.500	-46.09	9.19	-13.0	-33.09	176.00	Horizontal	Horizontal	Pass
8821.037	-35.26	19.89	-13.0	-22.26	326.00	Horizontal	Horizontal	Pass
13625.075	-31.60	24.85	-13.0	-18.60	188.00	Horizontal	Horizontal	Pass

RSE-H&V GSM 1900 CH661



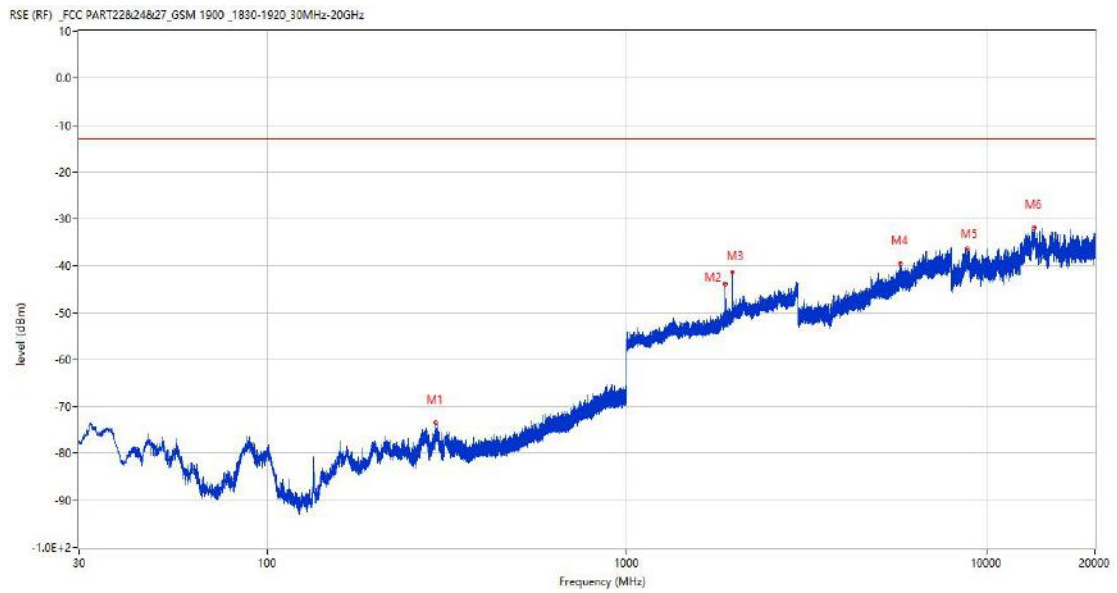
Frequency (MHz)	Result (dBm)	Factor (dB)	PK Limit (dBm)	Over Limit (dB)	Table (o)	ANT	EUT	Verdict
314.065	-75.23	-11.54	-13.0	-62.23	131.00	Horizontal	Vertical	Pass
1880.100	-41.02	2.77	-13.0	-28.02	192.00	Horizontal	Vertical	N/A
1959.900	-40.74	3.39	-13.0	-27.74	108.00	Horizontal	Vertical	N/A
4965.750	-42.44	13.36	-13.0	-29.44	249.00	Horizontal	Vertical	Pass
6699.000	-37.18	16.90	-13.0	-24.18	91.00	Horizontal	Vertical	Pass
13543.875	-31.94	25.06	-13.0	-18.94	351.00	Horizontal	Vertical	Pass

RSE-V&V GSM 1900 CH661



Frequency (MHz)	Result (dBm)	Factor (dB)	PK Limit (dBm)	Over Limit (dB)	Table (o)	ANT	EUT	Verdict
158.913	-73.18	-18.43	-13.0	-60.18	145.00	Vertical	Vertical	Pass
1879.900	-42.93	2.77	-13.0	-29.93	37.00	Vertical	Vertical	N/A
1959.900	-40.02	3.39	-13.0	-27.02	31.00	Vertical	Vertical	N/A
5215.750	-41.01	12.37	-13.0	-28.01	102.00	Vertical	Vertical	Pass
8846.687	-35.72	20.31	-13.0	-22.72	151.00	Vertical	Vertical	Pass
13584.113	-31.52	24.98	-13.0	-18.52	360.00	Vertical	Vertical	Pass

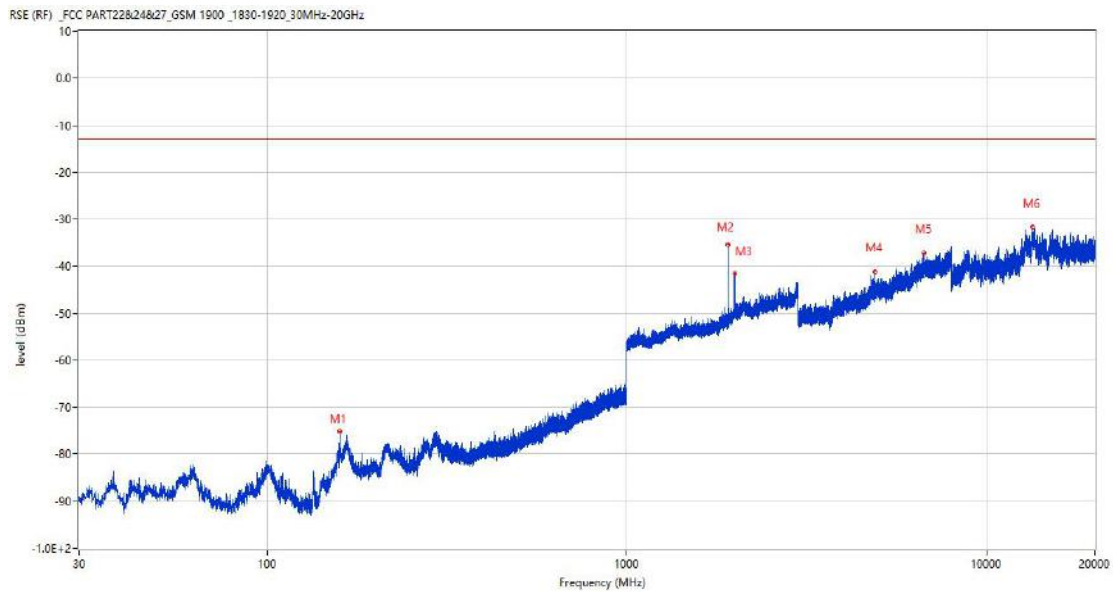
RSE-V&H GSM 1900 CH661



Frequency (MHz)	Result (dBm)	Factor (dB)	PK Limit (dBm)	Over Limit (dB)	Table (o)	ANT	EUT	Verdict
293.500	-73.47	-11.69	-13.0	-60.47	158.00	Vertical	Horizontal	Pass
1880.100	-43.93	2.77	-13.0	-30.93	59.00	Vertical	Horizontal	N/A
1959.800	-41.29	3.39	-13.0	-28.29	287.00	Vertical	Horizontal	N/A
5754.500	-39.42	14.29	-13.0	-26.42	238.00	Vertical	Horizontal	Pass
8838.138	-36.50	20.17	-13.0	-23.50	94.00	Vertical	Horizontal	Pass
13535.537	-31.85	24.85	-13.0	-18.85	150.00	Vertical	Horizontal	Pass

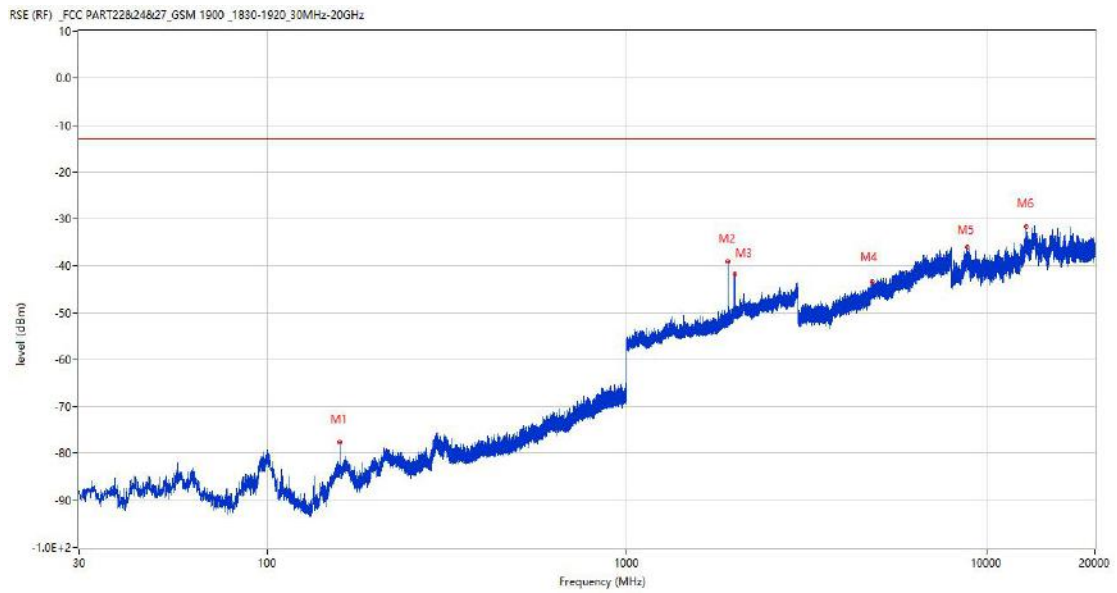
2.3 GSM 1900 High Channel

RSE-H&H GSM 1900 CH810



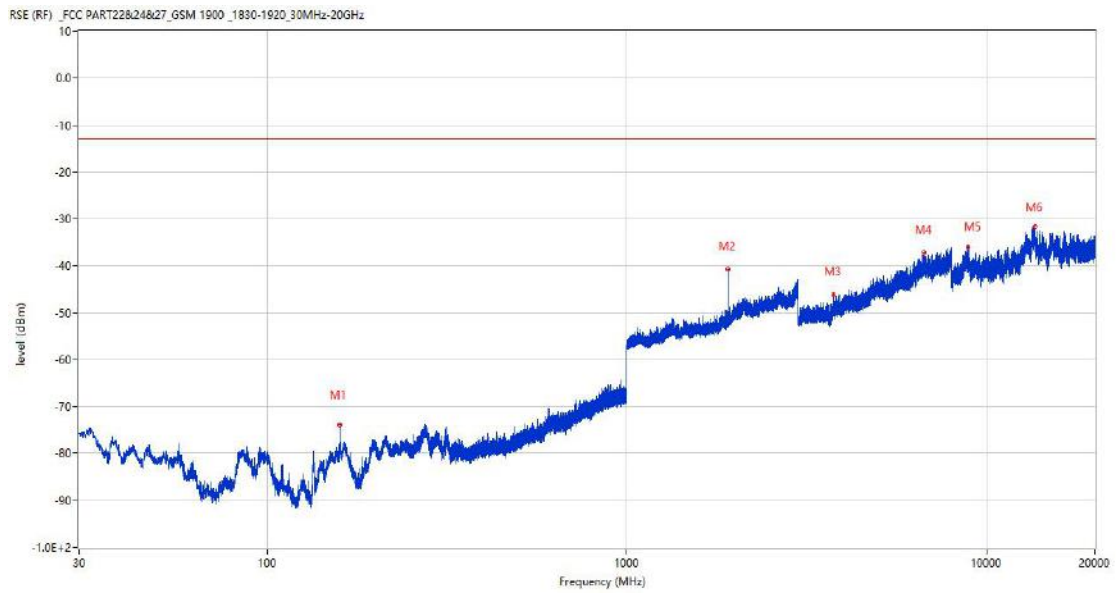
Frequency (MHz)	Result (dBm)	Factor (dB)	PK Limit (dBm)	Over Limit (dB)	Table (o)	ANT	EUT	Verdict
159.058	-75.09	-18.41	-13.0	-62.09	59.00	Horizontal	Horizontal	Pass
1909.600	-35.43	3.10	-13.0	-22.43	154.00	Horizontal	Horizontal	N/A
1989.700	-41.54	4.54	-13.0	-28.54	264.00	Horizontal	Horizontal	N/A
4879.250	-41.16	12.64	-13.0	-28.16	360.00	Horizontal	Horizontal	Pass
6685.500	-37.18	17.02	-13.0	-24.18	0.00	Horizontal	Horizontal	Pass
13427.151	-31.54	24.67	-13.0	-18.54	308.00	Horizontal	Horizontal	Pass

RSE-H&V GSM 1900 CH810



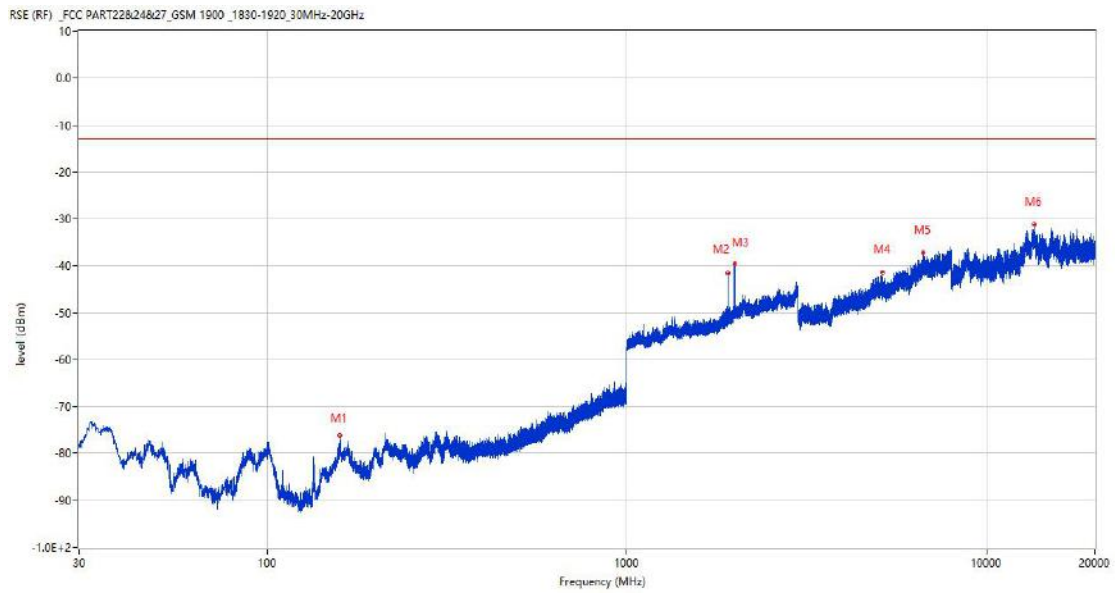
Frequency (MHz)	Result (dBm)	Factor (dB)	PK Limit (dBm)	Over Limit (dB)	Table (o)	ANT	EUT	Verdict
158.913	-77.59	-18.43	-13.0	-64.59	57.00	Horizontal	Vertical	Pass
1909.500	-39.11	3.10	-13.0	-26.11	191.00	Horizontal	Vertical	N/A
1989.500	-41.86	4.56	-13.0	-28.86	119.00	Horizontal	Vertical	N/A
4798.000	-43.42	12.54	-13.0	-30.42	360.00	Horizontal	Vertical	Pass
8826.025	-35.99	19.97	-13.0	-22.99	2.00	Horizontal	Vertical	Pass
12916.388	-31.64	23.50	-13.0	-18.64	192.00	Horizontal	Vertical	Pass

RSE-V&V GSM 1900 CH810



Frequency (MHz)	Result (dBm)	Factor (dB)	PK Limit (dBm)	Over Limit (dB)	Table (o)	ANT	EUT	Verdict
158.816	-73.89	-18.45	-13.0	-60.89	168.00	Vertical	Vertical	Pass
1909.600	-40.77	3.10	-13.0	-27.77	277.00	Vertical	Vertical	N/A
3749.500	-46.14	9.51	-13.0	-33.14	93.00	Vertical	Vertical	Pass
6687.000	-37.23	17.07	-13.0	-24.23	134.00	Vertical	Vertical	Pass
8865.688	-36.00	20.17	-13.0	-23.00	111.00	Vertical	Vertical	Pass
13627.612	-31.58	24.85	-13.0	-18.58	2.00	Vertical	Vertical	Pass

RSE-V&H GSM 1900 CH810



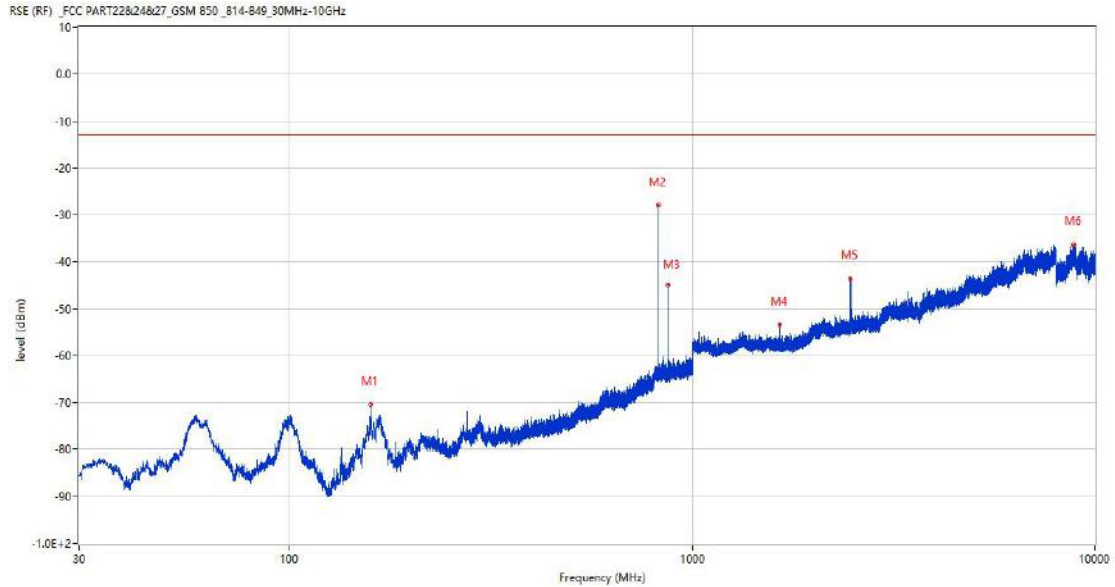
Frequency (MHz)	Result (dBm)	Factor (dB)	PK Limit (dBm)	Over Limit (dB)	Table (o)	ANT	EUT	Verdict
158.719	-76.26	-18.47	-13.0	-63.26	147.00	Vertical	Horizontal	Pass
1909.500	-41.51	3.10	-13.0	-28.51	81.00	Vertical	Horizontal	N/A
1989.500	-39.55	4.56	-13.0	-26.55	286.00	Vertical	Horizontal	N/A
5141.000	-41.43	12.14	-13.0	-28.43	313.00	Vertical	Horizontal	Pass
6671.250	-37.31	16.60	-13.0	-24.31	82.00	Vertical	Horizontal	Pass
13560.549	-31.32	25.15	-13.0	-18.32	360.00	Vertical	Horizontal	Pass

EGPRS

3 EGPRS 850

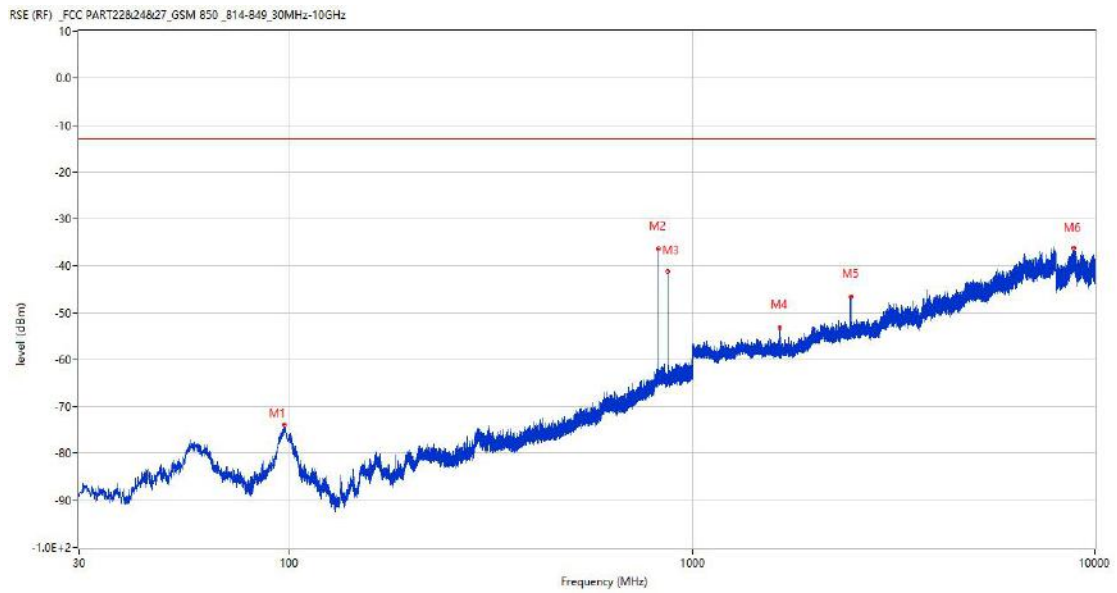
3.1 EGPRS 850 Low Channel

RSE-H&H EGPRS 850 CH128



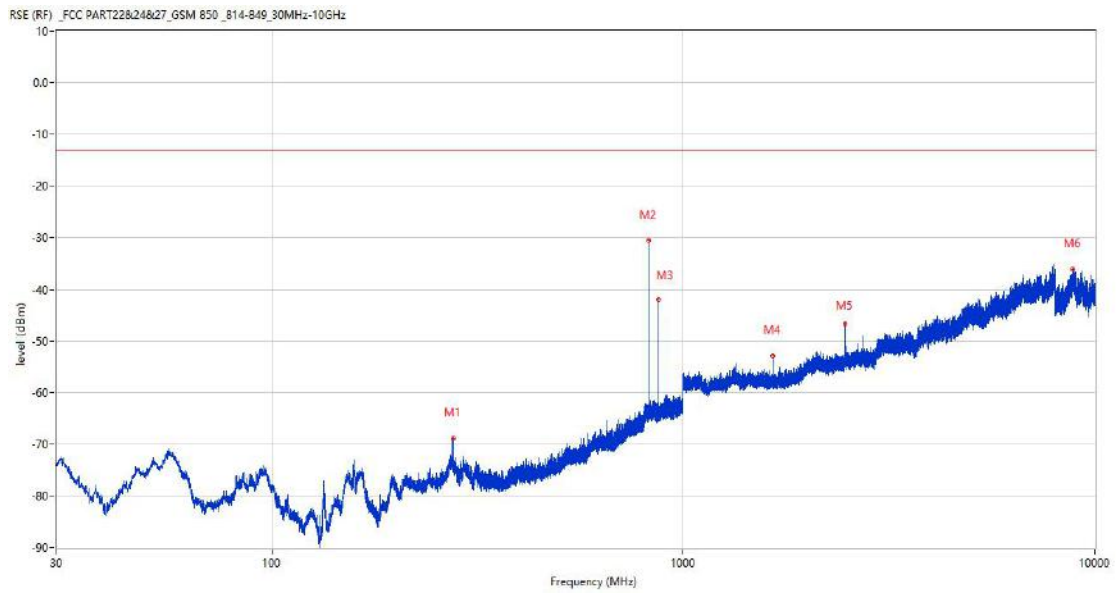
Frequency (MHz)	Result (dBm)	Factor (dB)	PK Limit (dBm)	Over Limit (dB)	Table (o)	ANT	EUT	Verdict
158.719	-70.32	-16.70	-13.0	-57.32	57.00	Horizontal	Horizontal	Pass
824.188	-27.95	6.91	-13.0	-14.95	314.00	Horizontal	Horizontal	N/A
869.244	-44.80	6.36	-13.0	-31.80	326.00	Horizontal	Horizontal	N/A
1649.000	-53.29	-3.69	-13.0	-40.29	27.00	Horizontal	Horizontal	Pass
2473.300	-43.70	0.93	-13.0	-30.70	190.00	Horizontal	Horizontal	Pass
8864.201	-36.39	20.19	-13.0	-23.39	141.00	Horizontal	Horizontal	Pass

RSE-H&V EGPRS 850 CH128



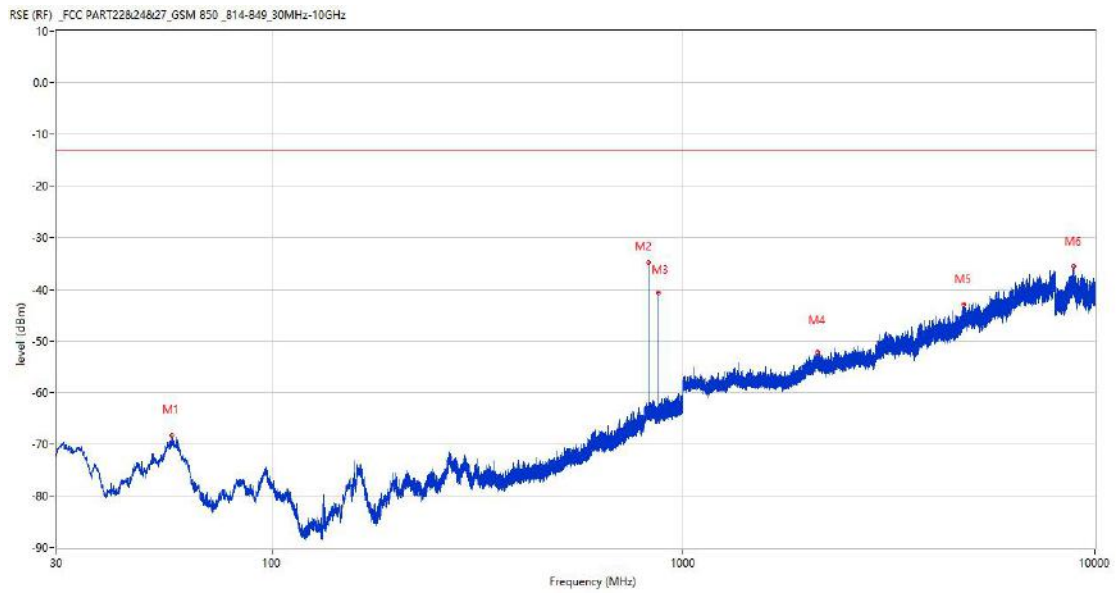
Frequency (MHz)	Result (dBm)	Factor (dB)	PK Limit (dBm)	Over Limit (dB)	Table (o)	ANT	EUT	Verdict
96.785	-73.90	-17.31	-13.0	-60.90	232.00	Horizontal	Vertical	Pass
824.188	-36.44	6.91	-13.0	-23.44	100.00	Horizontal	Vertical	N/A
869.292	-41.18	6.37	-13.0	-28.18	351.00	Horizontal	Vertical	N/A
1649.400	-53.28	-3.69	-13.0	-40.28	213.00	Horizontal	Vertical	Pass
2473.600	-46.64	0.97	-13.0	-33.64	177.00	Horizontal	Vertical	Pass
8851.599	-36.24	20.34	-13.0	-23.24	42.00	Horizontal	Vertical	Pass

RSE-V&V EGPRS 850 CH128



Frequency (MHz)	Result (dBm)	Factor (dB)	PK Limit (dBm)	Over Limit (dB)	Table (o)	ANT	EUT	Verdict
275.653	-68.98	-10.03	-13.0	-55.98	21.00	Vertical	Vertical	Pass
824.236	-30.48	6.91	-13.0	-17.48	154.00	Vertical	Vertical	N/A
869.196	-41.90	6.35	-13.0	-28.90	356.00	Vertical	Vertical	N/A
1649.200	-52.94	-3.69	-13.0	-39.94	176.00	Vertical	Vertical	Pass
2473.400	-46.72	0.94	-13.0	-33.72	182.00	Vertical	Vertical	Pass
8855.099	-36.12	20.30	-13.0	-23.12	170.00	Vertical	Vertical	Pass

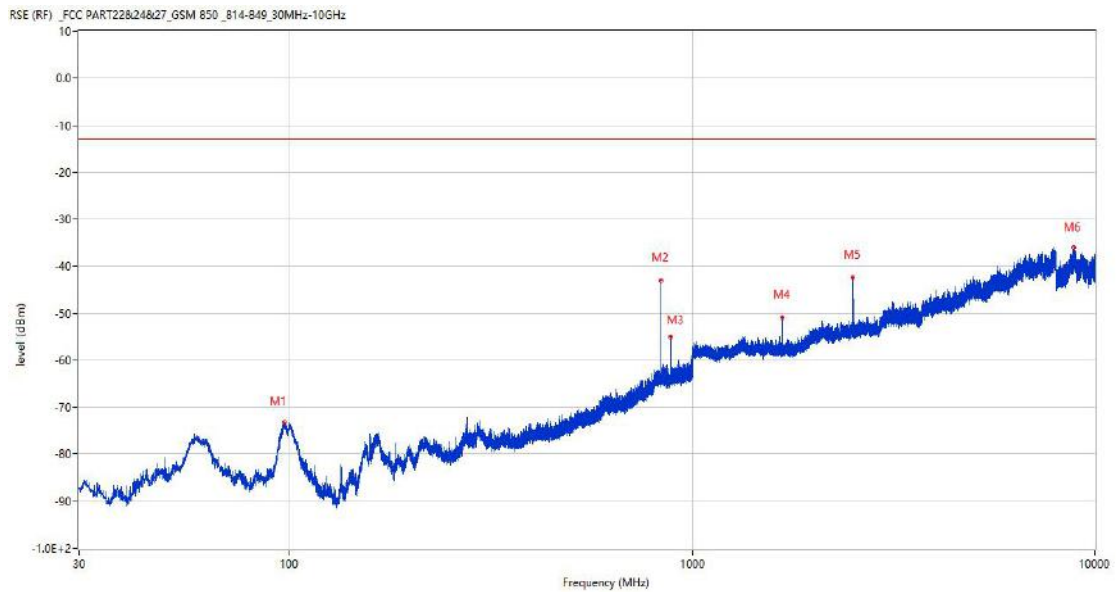
RSE-V&H EGPRS 850 CH128



Frequency (MHz)	Result (dBm)	Factor (dB)	PK Limit (dBm)	Over Limit (dB)	Table (o)	ANT	EUT	Verdict
57.160	-68.26	-16.30	-13.0	-55.26	239.00	Vertical	Horizontal	Pass
824.236	-34.91	6.91	-13.0	-21.91	55.00	Vertical	Horizontal	N/A
869.292	-40.74	6.37	-13.0	-27.74	351.00	Vertical	Horizontal	N/A
2119.400	-52.16	-0.07	-13.0	-39.16	261.00	Vertical	Horizontal	Pass
4795.750	-42.90	12.60	-13.0	-29.90	36.00	Vertical	Horizontal	Pass
8891.300	-35.51	19.86	-13.0	-22.51	2.00	Vertical	Horizontal	Pass

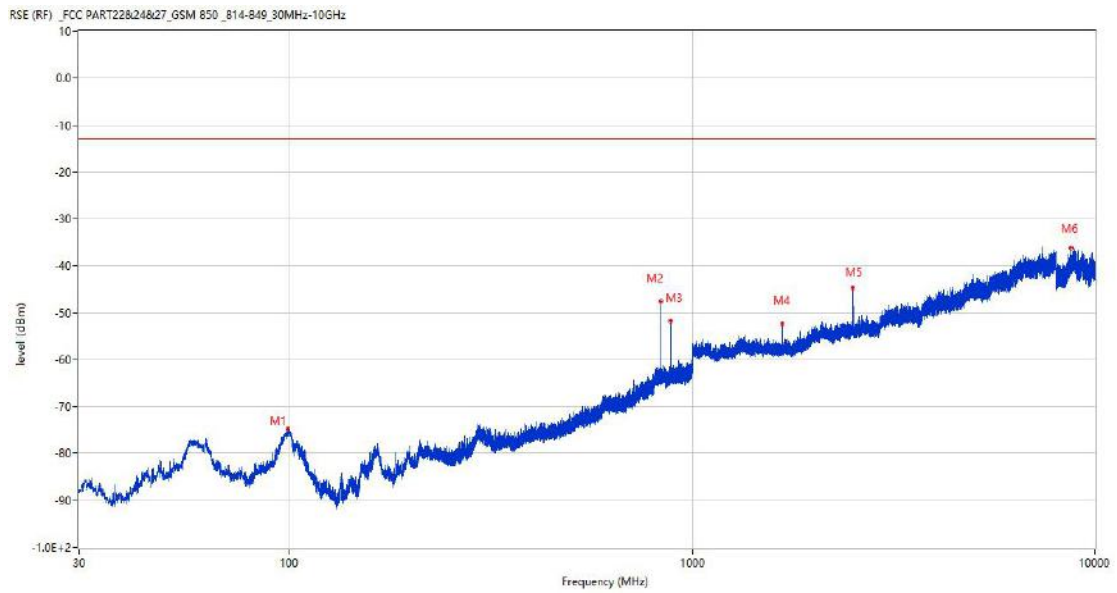
3.2 EGPRS 850 Middle Channel

RSE-H&H EGPRS 850 CH190



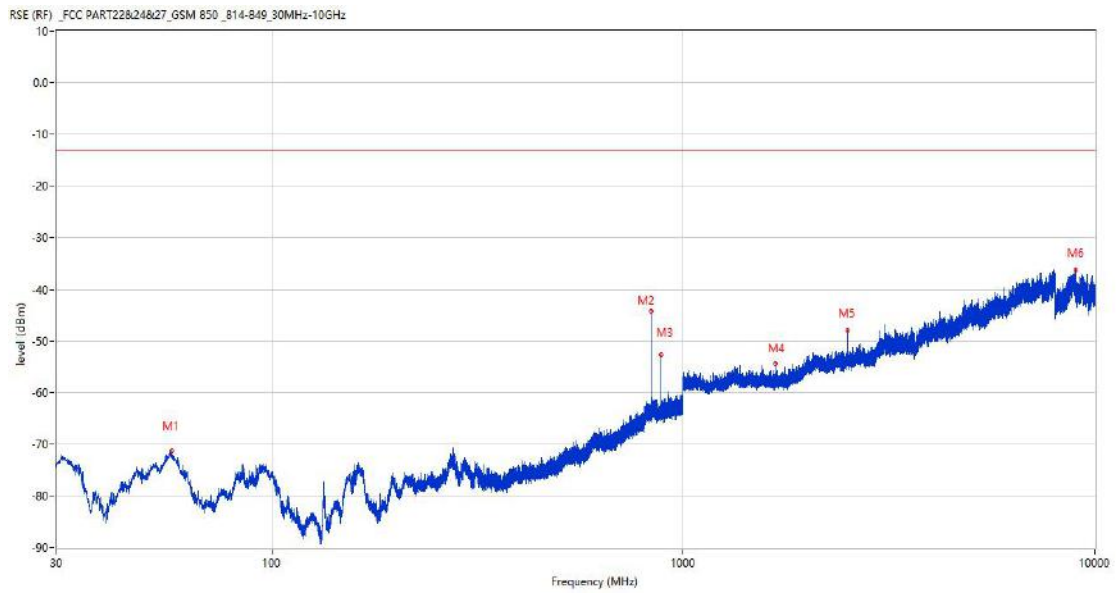
Frequency (MHz)	Result (dBm)	Factor (dB)	PK Limit (dBm)	Over Limit (dB)	Table (o)	ANT	EUT	Verdict
96.930	-73.35	-17.33	-13.0	-60.35	242.00	Horizontal	Horizontal	Pass
836.604	-43.06	7.13	-13.0	-30.06	33.00	Horizontal	Horizontal	N/A
881.563	-55.02	6.75	-13.0	-42.02	115.00	Horizontal	Horizontal	N/A
1674.500	-50.96	-3.62	-13.0	-37.96	345.00	Horizontal	Horizontal	Pass
2510.700	-42.51	1.48	-13.0	-29.51	170.00	Horizontal	Horizontal	Pass
8857.400	-35.95	20.27	-13.0	-22.95	329.00	Horizontal	Horizontal	Pass

RSE-H&V EGPRS 850 CH190



Frequency (MHz)	Result (dBm)	Factor (dB)	PK Limit (dBm)	Over Limit (dB)	Table (o)	ANT	EUT	Verdict
99.113	-74.70	-17.24	-13.0	-61.70	47.00	Horizontal	Vertical	Pass
836.652	-47.63	7.13	-13.0	-34.63	283.00	Horizontal	Vertical	N/A
881.563	-51.83	6.75	-13.0	-38.83	332.00	Horizontal	Vertical	N/A
1674.100	-52.45	-3.61	-13.0	-39.45	200.00	Horizontal	Vertical	Pass
2510.600	-44.69	1.48	-13.0	-31.69	177.00	Horizontal	Vertical	Pass
8710.300	-36.21	19.30	-13.0	-23.21	310.00	Horizontal	Vertical	Pass

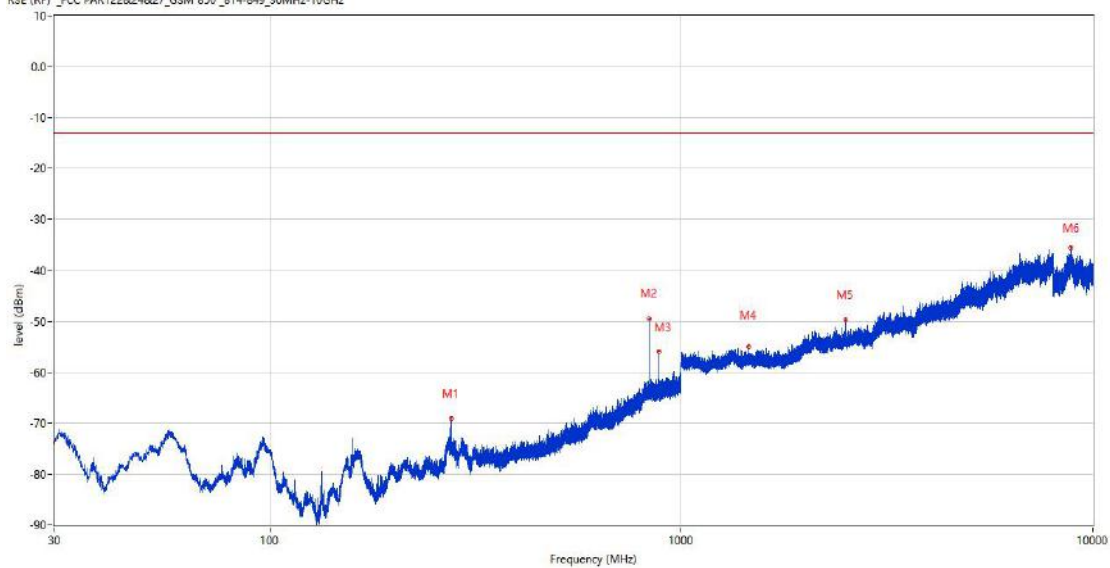
RSE-V&V EGPRS 850 CH190



Frequency (MHz)	Result (dBm)	Factor (dB)	PK Limit (dBm)	Over Limit (dB)	Table (o)	ANT	EUT	Verdict
57.160	-71.42	-16.30	-13.0	-58.42	226.00	Vertical	Vertical	Pass
836.555	-44.30	7.13	-13.0	-31.30	242.00	Vertical	Vertical	N/A
881.563	-52.72	6.75	-13.0	-39.72	136.00	Vertical	Vertical	N/A
1673.800	-54.41	-3.60	-13.0	-41.41	120.00	Vertical	Vertical	Pass
2510.400	-48.09	1.49	-13.0	-35.09	108.00	Vertical	Vertical	Pass
8956.500	-36.42	19.24	-13.0	-23.42	272.00	Vertical	Vertical	Pass

RSE-V&H EGPRS 850 CH190

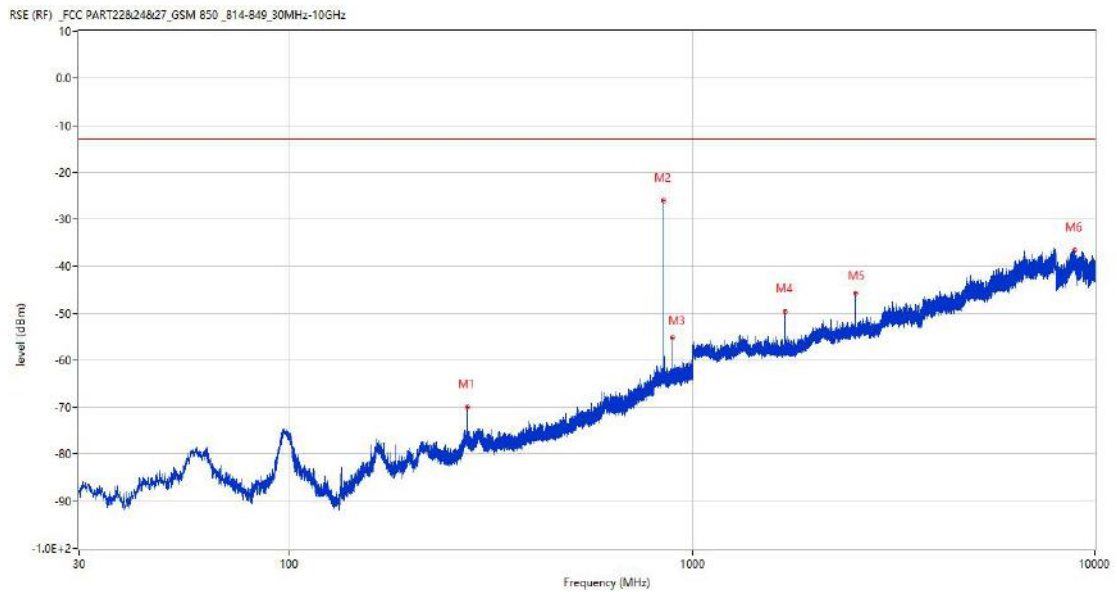
RSE (RF) _FCC PART22&24&27_GSM 850_614-849_30MHz-10GHz



Frequency (MHz)	Result (dBm)	Factor (dB)	PK Limit (dBm)	Over Limit (dB)	Table (o)	ANT	EUT	Verdict
275.798	-69.15	-10.04	-13.0	-56.15	360.00	Vertical	Horizontal	Pass
836.555	-49.52	7.13	-13.0	-36.52	54.00	Vertical	Horizontal	N/A
881.660	-55.91	6.75	-13.0	-42.91	199.00	Vertical	Horizontal	N/A
1459.500	-55.05	-3.25	-13.0	-42.05	184.00	Vertical	Horizontal	Pass
2510.500	-49.65	1.49	-13.0	-36.65	251.00	Vertical	Horizontal	Pass
8835.900	-35.61	20.13	-13.0	-22.61	148.00	Vertical	Horizontal	Pass

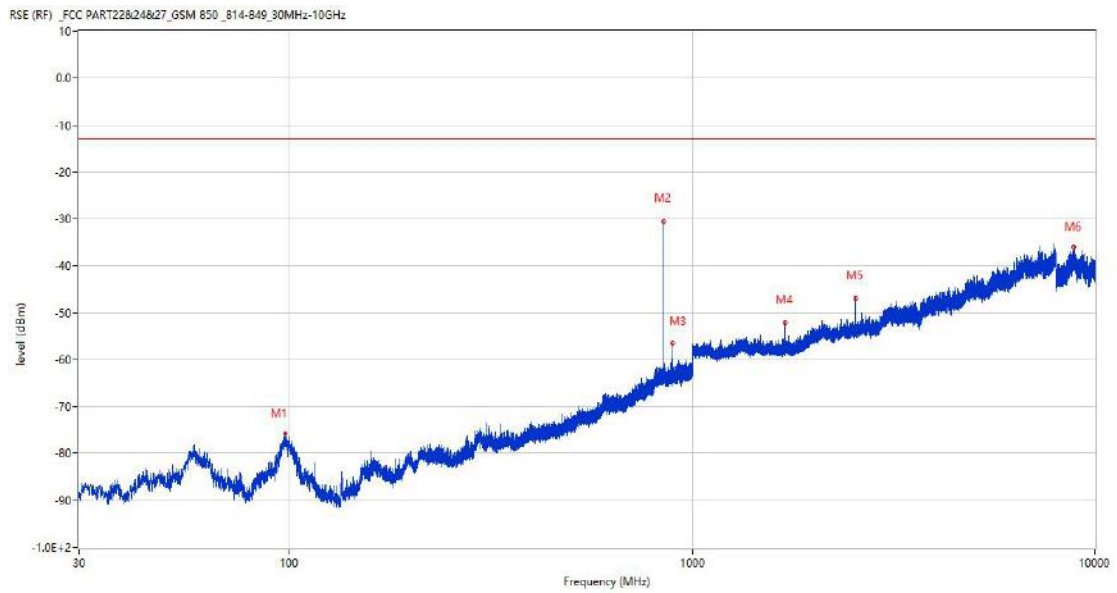
3.3 EGPRS 850 High Channel

RSE-H&H EGPRS 850 CH251



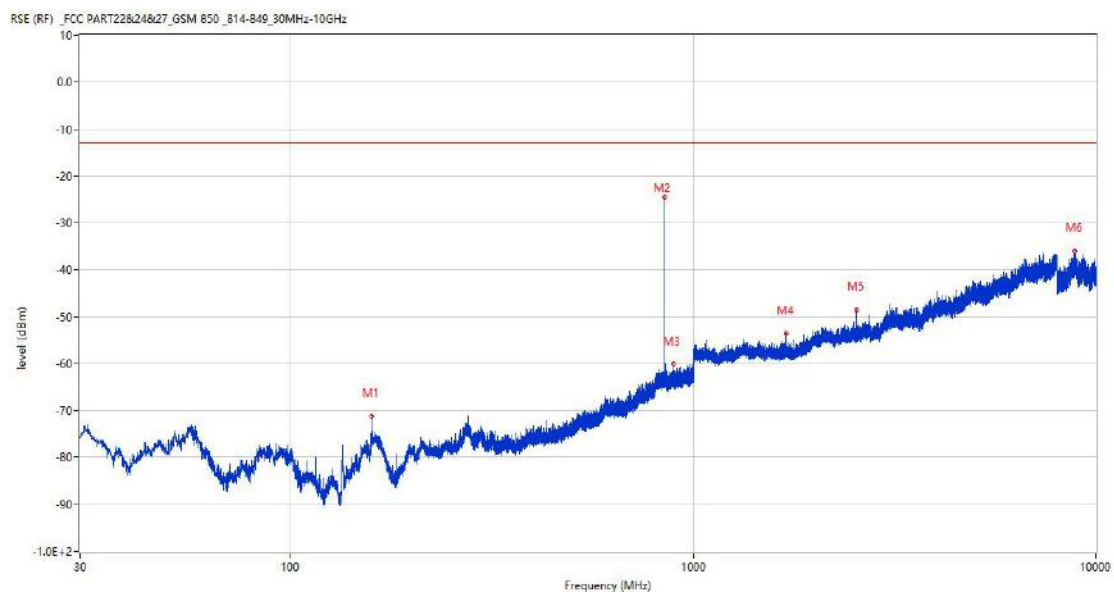
Frequency (MHz)	Result (dBm)	Factor (dB)	PK Limit (dBm)	Over Limit (dB)	Table (o)	ANT	EUT	Verdict
275.846	-69.92	-10.04	-13.0	-56.92	277.00	Horizontal	Horizontal	Pass
848.825	-26.07	7.31	-13.0	-13.07	90.00	Horizontal	Horizontal	N/A
893.785	-55.15	6.89	-13.0	-42.15	329.00	Horizontal	Horizontal	N/A
1698.400	-49.65	-3.59	-13.0	-36.65	350.00	Horizontal	Horizontal	Pass
2547.200	-45.71	1.52	-13.0	-32.71	240.00	Horizontal	Horizontal	Pass
8890.100	-36.51	19.87	-13.0	-23.51	88.00	Horizontal	Horizontal	Pass

RSE-H&V EGPRS 850 CH251



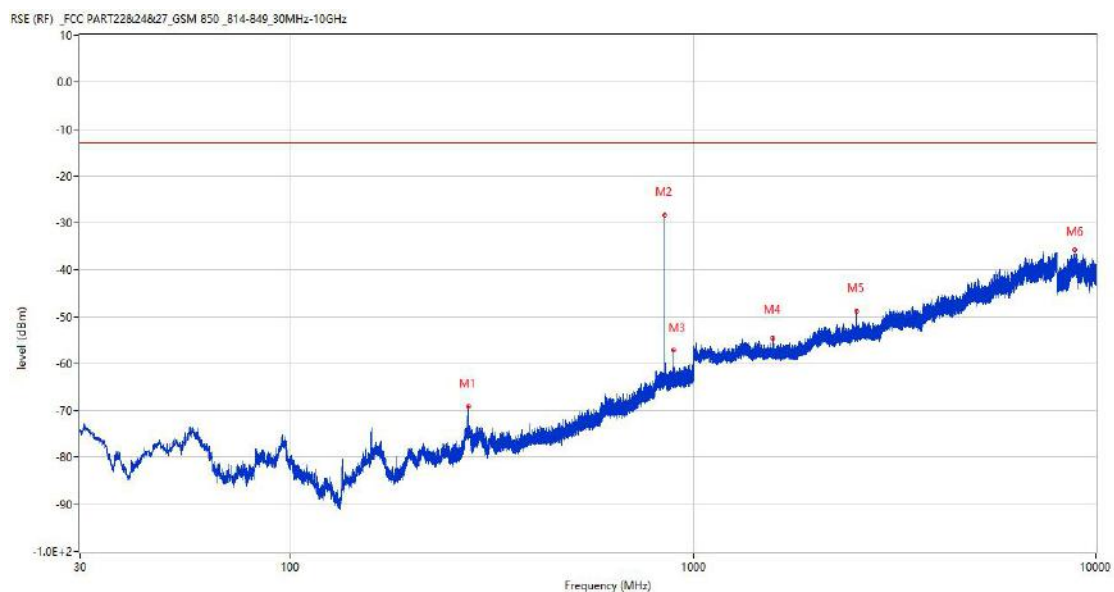
Frequency (MHz)	Result (dBm)	Factor (dB)	PK Limit (dBm)	Over Limit (dB)	Table (o)	ANT	EUT	Verdict
97.609	-75.68	-17.38	-13.0	-62.68	360.00	Horizontal	Vertical	Pass
848.777	-30.57	7.31	-13.0	-17.57	280.00	Horizontal	Vertical	N/A
893.833	-56.55	6.89	-13.0	-43.55	344.00	Horizontal	Vertical	N/A
1698.700	-52.22	-3.62	-13.0	-39.22	205.00	Horizontal	Vertical	Pass
2547.300	-47.03	1.52	-13.0	-34.03	181.00	Horizontal	Vertical	Pass
8864.500	-36.06	20.18	-13.0	-23.06	1.00	Horizontal	Vertical	Pass

RSE-V&V EGPRS 850 CH251



Frequency (MHz)	Result (dBm)	Factor (dB)	PK Limit (dBm)	Over Limit (dB)	Table (o)	ANT	EUT	Verdict
158.622	-71.18	-16.70	-13.0	-58.18	203.00	Vertical	Vertical	Pass
848.825	-24.69	7.31	-13.0	-11.69	153.00	Vertical	Vertical	N/A
893.785	-60.12	6.89	-13.0	-47.12	158.00	Vertical	Vertical	N/A
1698.600	-53.54	-3.61	-13.0	-40.54	121.00	Vertical	Vertical	Pass
2547.300	-48.64	1.52	-13.0	-35.64	316.00	Vertical	Vertical	Pass
8841.900	-36.07	20.23	-13.0	-23.07	191.00	Vertical	Vertical	Pass

RSE-V&H EGPRS 850 CH251

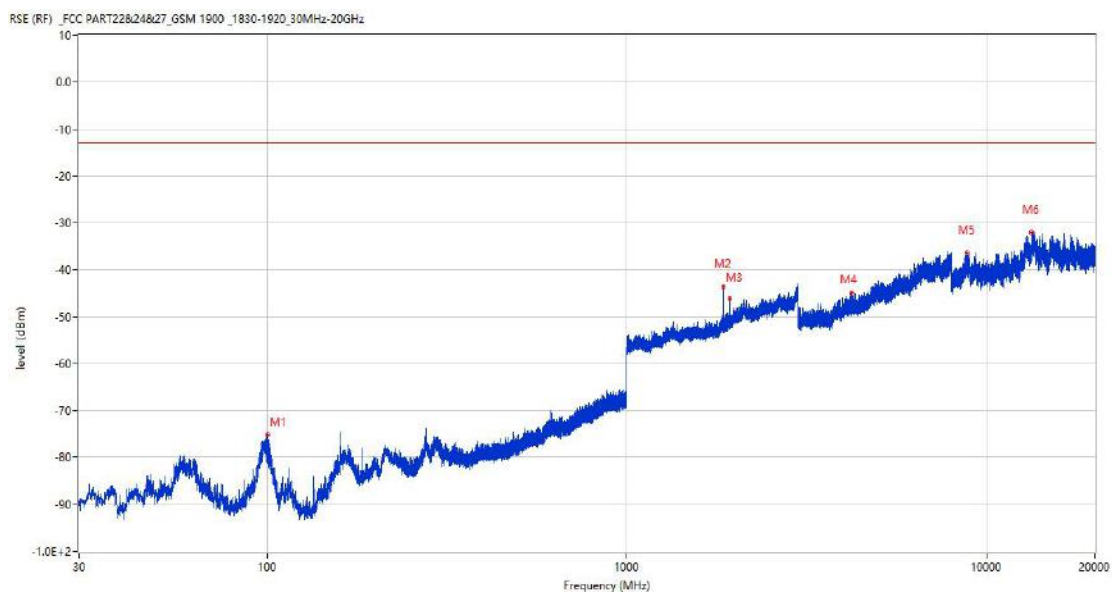


Frequency (MHz)	Result (dBm)	Factor (dB)	PK Limit (dBm)	Over Limit (dB)	Table (o)	ANT	EUT	Verdict
275.701	-69.22	-10.03	-13.0	-56.22	360.00	Vertical	Horizontal	Pass
848.777	-28.31	7.31	-13.0	-15.31	45.00	Vertical	Horizontal	N/A
893.882	-57.20	6.88	-13.0	-44.20	167.00	Vertical	Horizontal	N/A
1574.600	-54.53	-3.48	-13.0	-41.53	57.00	Vertical	Horizontal	Pass
2547.400	-48.80	1.52	-13.0	-35.80	257.00	Vertical	Horizontal	Pass
8846.800	-35.88	20.31	-13.0	-22.88	69.00	Vertical	Horizontal	Pass

4 EGPRS 1900

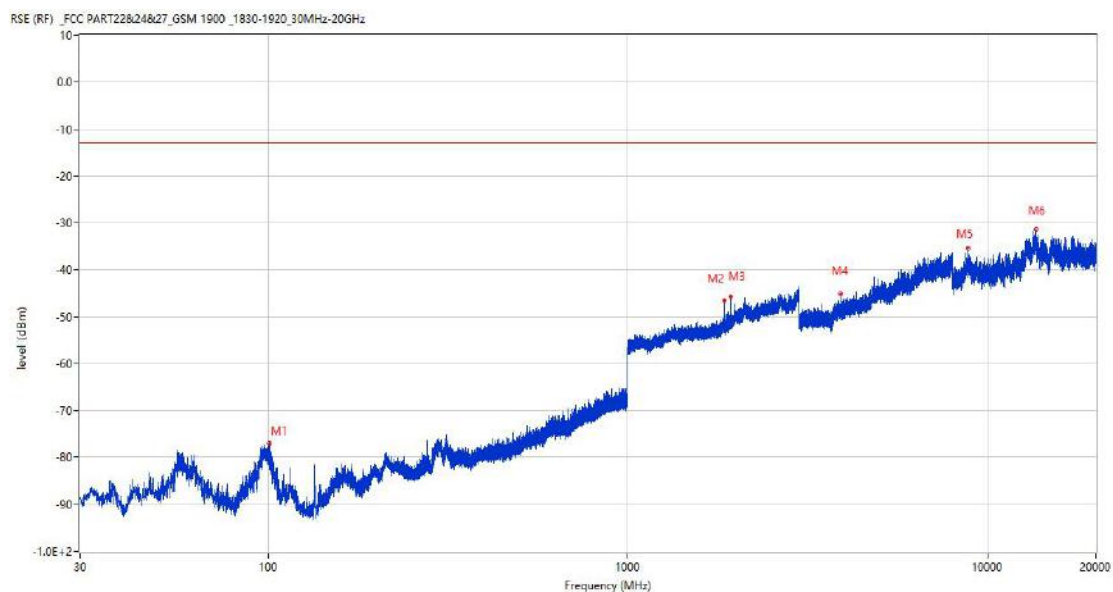
4.1 EGPRS 1900 Low Channel

RSE-H&H EGPRS 1900 CH512



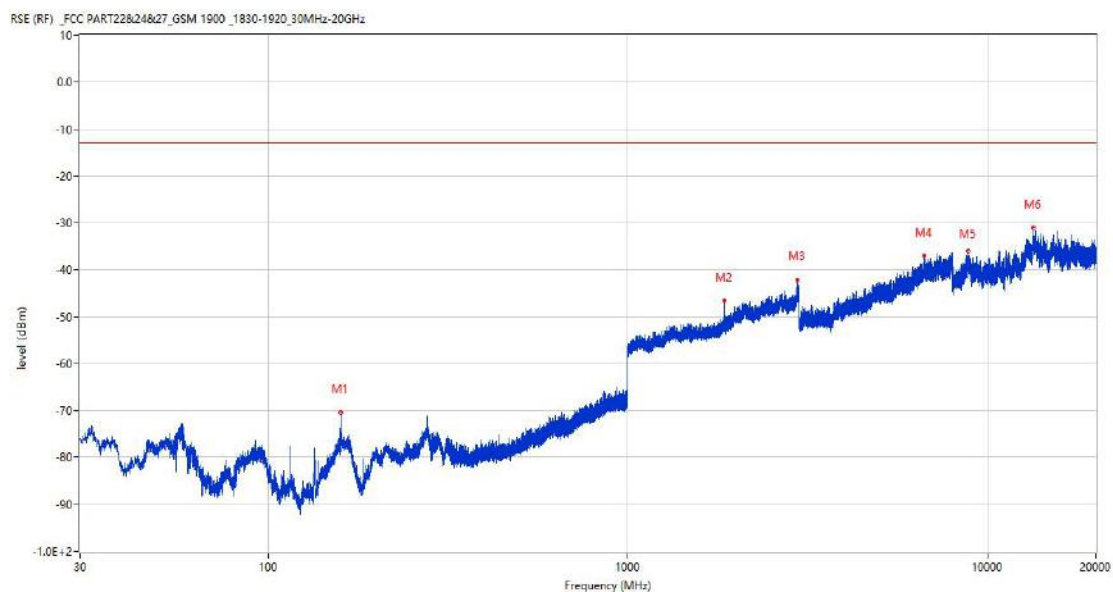
Frequency (MHz)	Result (dBm)	Factor (dB)	PK Limit (dBm)	Over Limit (dB)	Table (o)	ANT	EUT	Verdict
100.373	-75.20	-18.60	-13.0	-62.20	46.00	Horizontal	Horizontal	Pass
1850.000	-43.70	2.54	-13.0	-30.70	28.00	Horizontal	Horizontal	N/A
1930.100	-46.20	3.16	-13.0	-33.20	280.00	Horizontal	Horizontal	N/A
4230.000	-44.98	10.45	-13.0	-31.98	0.00	Horizontal	Horizontal	Pass
8825.787	-36.44	19.96	-13.0	-23.44	302.00	Horizontal	Horizontal	Pass
13359.725	-32.07	24.60	-13.0	-19.07	148.00	Horizontal	Horizontal	Pass

RSE-H&V EGPRS 1900 CH512



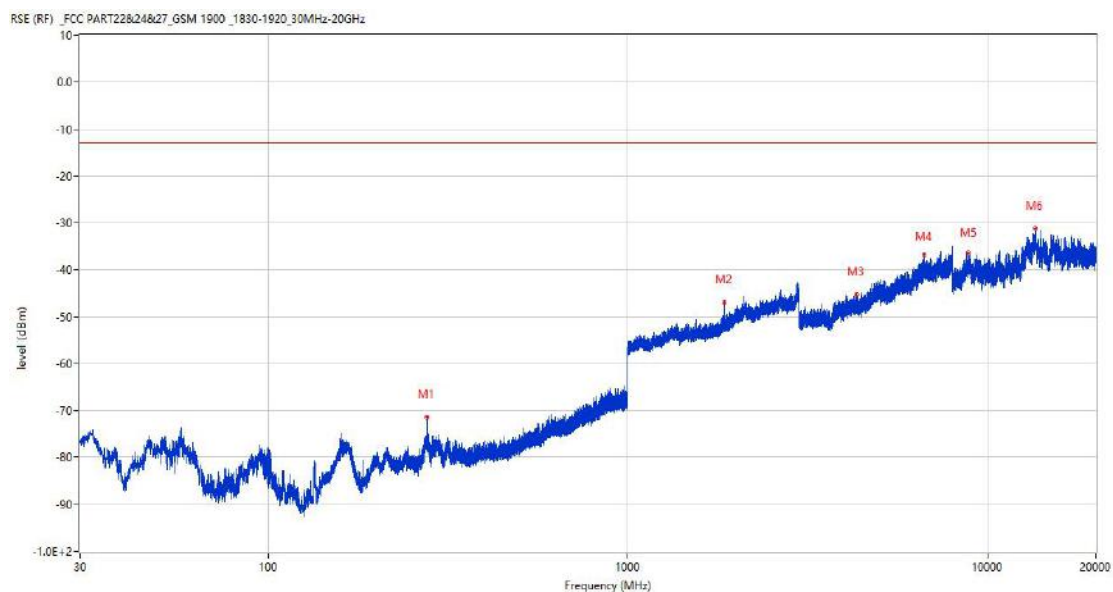
Frequency (MHz)	Result (dBm)	Factor (dB)	PK Limit (dBm)	Over Limit (dB)	Table (o)	ANT	EUT	Verdict
100.567	-77.01	-18.61	-13.0	-64.01	38.00	Horizontal	Vertical	Pass
1850.400	-46.50	2.54	-13.0	-33.50	214.00	Horizontal	Vertical	N/A
1930.900	-45.82	3.17	-13.0	-32.82	117.00	Horizontal	Vertical	N/A
3908.000	-45.14	9.69	-13.0	-32.14	9.00	Horizontal	Vertical	Pass
8823.650	-35.43	19.93	-13.0	-22.43	124.00	Horizontal	Vertical	Pass
13636.312	-31.52	24.84	-13.0	-18.52	276.00	Horizontal	Vertical	Pass

RSE-V&V EGPRS 1900 CH512



Frequency (MHz)	Result (dBm)	Factor (dB)	PK Limit (dBm)	Over Limit (dB)	Table (o)	ANT	EUT	Verdict
159.058	-70.33	-18.41	-13.0	-57.33	159.00	Vertical	Vertical	Pass
1849.900	-46.59	2.54	-13.0	-33.59	111.00	Vertical	Vertical	N/A
2968.600	-42.14	11.86	-13.0	-29.14	87.00	Vertical	Vertical	Pass
6677.250	-37.13	16.79	-13.0	-24.13	299.00	Vertical	Vertical	Pass
8821.512	-35.92	19.89	-13.0	-22.92	192.00	Vertical	Vertical	Pass
13378.938	-30.92	24.72	-13.0	-17.92	105.00	Vertical	Vertical	Pass

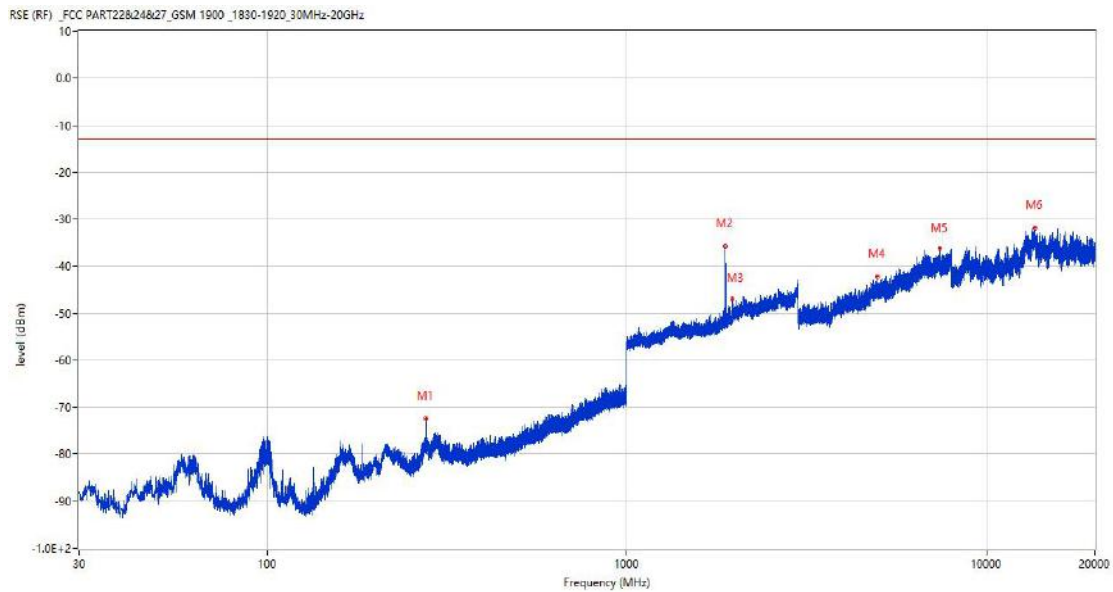
RSE-V&H EGPRS 1900 CH512



Frequency (MHz)	Result (dBm)	Factor (dB)	PK Limit (dBm)	Over Limit (dB)	Table (o)	ANT	EUT	Verdict
275.798	-71.35	-12.43	-13.0	-58.35	21.00	Vertical	Horizontal	Pass
1850.200	-47.03	2.54	-13.0	-34.03	110.00	Vertical	Horizontal	N/A
4318.750	-45.37	10.14	-13.0	-32.37	133.00	Vertical	Horizontal	Pass
6669.750	-36.77	16.55	-13.0	-23.77	310.00	Vertical	Horizontal	Pass
8824.125	-36.45	19.94	-13.0	-23.45	324.00	Vertical	Horizontal	Pass
13551.849	-31.26	25.21	-13.0	-18.26	329.00	Vertical	Horizontal	Pass

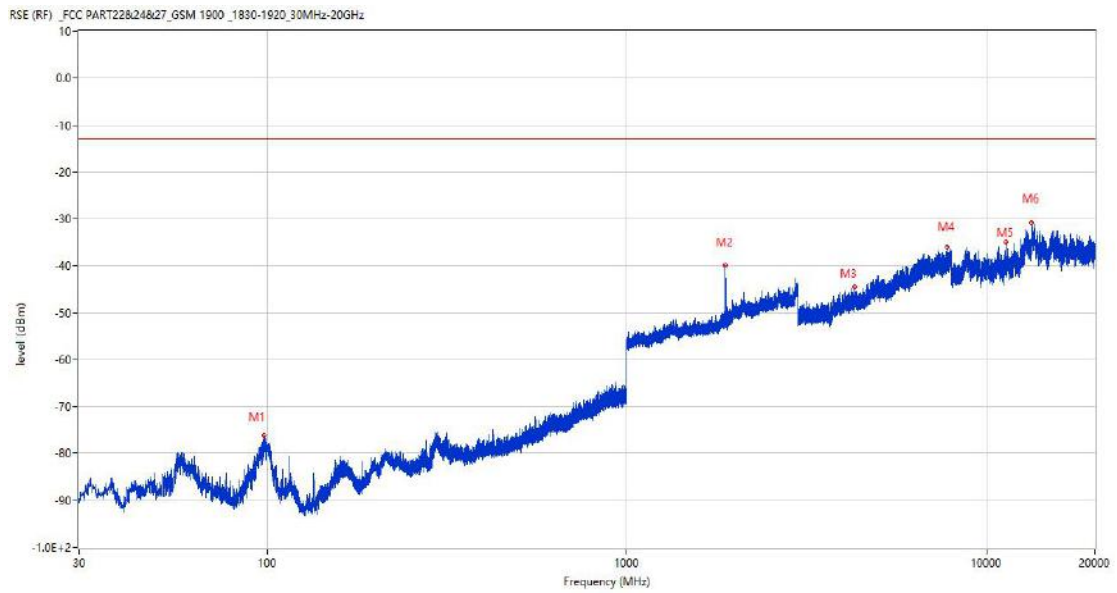
4.2 EGPRS 1900 Middle Channel

RSE-H&H EGPRS 1900 CH661



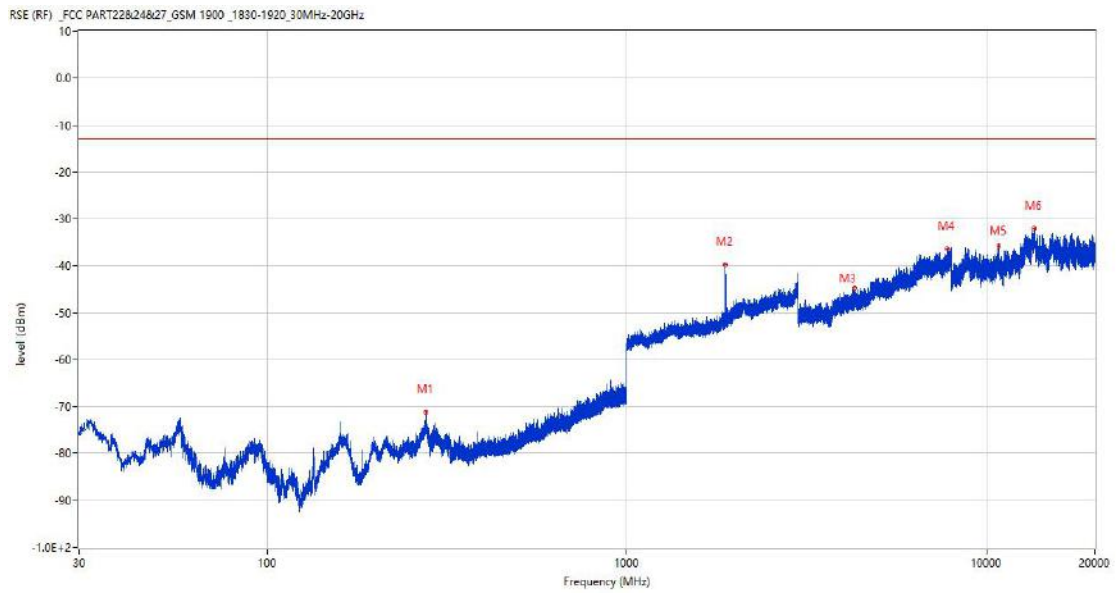
Frequency (MHz)	Result (dBm)	Factor (dB)	PK Limit (dBm)	Over Limit (dB)	Table (o)	ANT	EUT	Verdict
275.701	-72.47	-12.42	-13.0	-59.47	265.00	Horizontal	Horizontal	Pass
1879.700	-35.82	2.76	-13.0	-22.82	33.00	Horizontal	Horizontal	N/A
1959.800	-47.06	3.39	-13.0	-34.06	285.00	Horizontal	Horizontal	N/A
4968.750	-42.27	13.53	-13.0	-29.27	9.00	Horizontal	Horizontal	Pass
7401.000	-36.10	17.84	-13.0	-23.10	41.00	Horizontal	Horizontal	Pass
13604.412	-31.82	24.87	-13.0	-18.82	299.00	Horizontal	Horizontal	Pass

RSE-H&V EGPRS 1900 CH661



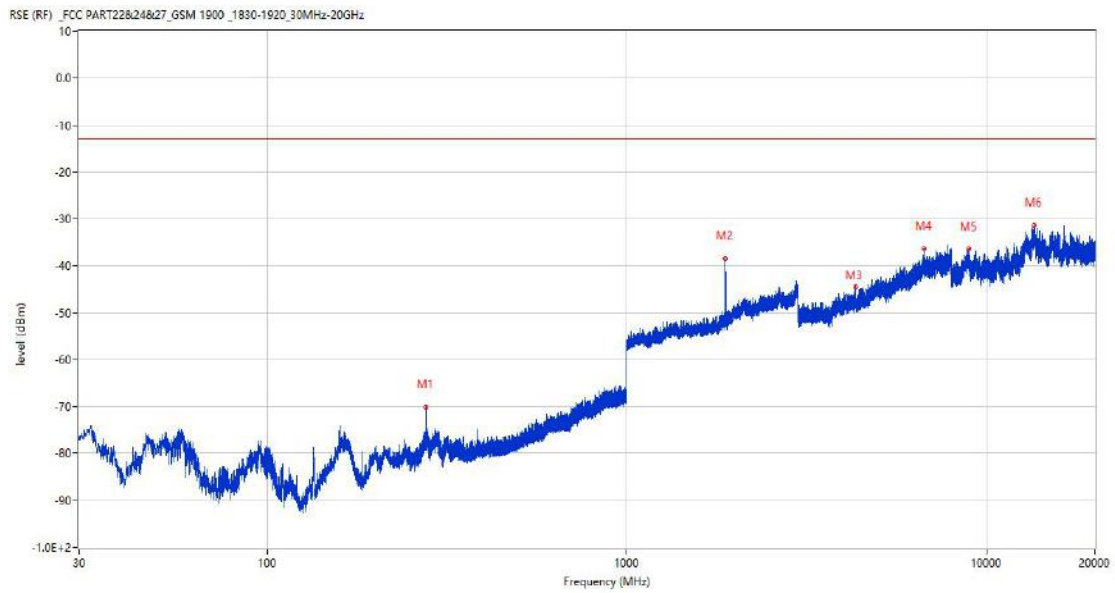
Frequency (MHz)	Result (dBm)	Factor (dB)	PK Limit (dBm)	Over Limit (dB)	Table (o)	ANT	EUT	Verdict
98.191	-76.19	-18.74	-13.0	-63.19	47.00	Horizontal	Vertical	Pass
1879.900	-39.98	2.77	-13.0	-26.98	352.00	Horizontal	Vertical	N/A
4303.250	-44.56	10.79	-13.0	-31.56	185.00	Horizontal	Vertical	Pass
7780.250	-35.95	18.21	-13.0	-22.95	27.00	Horizontal	Vertical	Pass
11297.688	-35.04	19.07	-13.0	-22.04	40.00	Horizontal	Vertical	Pass
13342.687	-30.73	24.26	-13.0	-17.73	287.00	Horizontal	Vertical	Pass

RSE-V&V EGPRS 1900 CH661



Frequency (MHz)	Result (dBm)	Factor (dB)	PK Limit (dBm)	Over Limit (dB)	Table (o)	ANT	EUT	Verdict
275.701	-71.21	-12.42	-13.0	-58.21	352.00	Vertical	Vertical	Pass
1879.900	-39.76	2.77	-13.0	-26.76	63.00	Vertical	Vertical	N/A
4295.750	-44.70	10.51	-13.0	-31.70	19.00	Vertical	Vertical	Pass
7767.000	-36.47	17.75	-13.0	-23.47	39.00	Vertical	Vertical	Pass
10807.012	-35.72	19.53	-13.0	-22.72	15.00	Vertical	Vertical	Pass
13594.988	-32.02	24.91	-13.0	-19.02	278.00	Vertical	Vertical	Pass

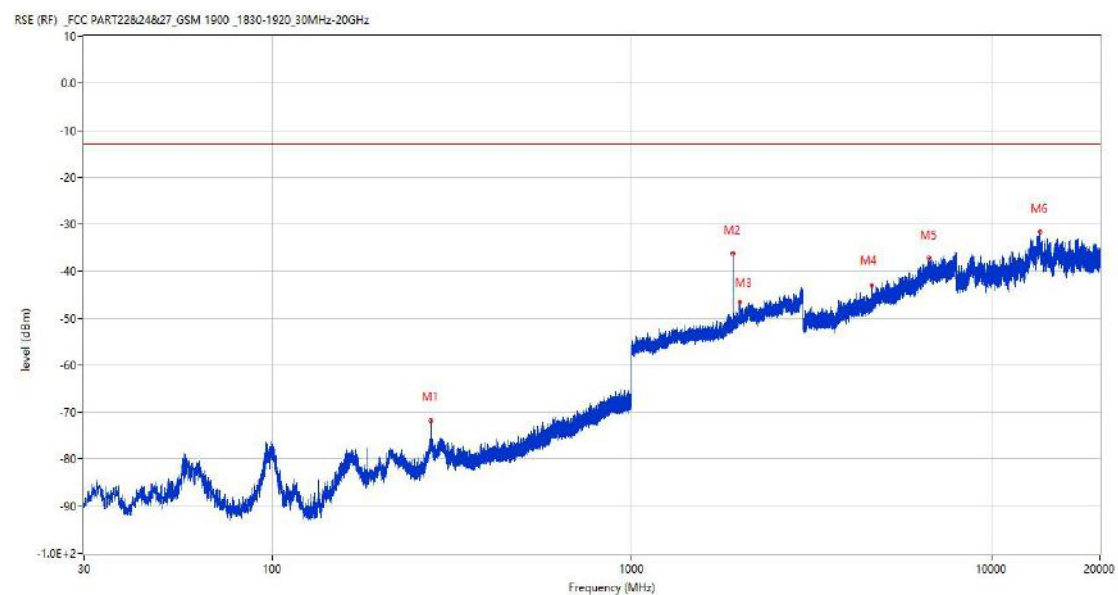
RSE-V&H EGPRS 1900 CH661



Frequency (MHz)	Result (dBm)	Factor (dB)	PK Limit (dBm)	Over Limit (dB)	Table (o)	ANT	EUT	Verdict
275.653	-70.18	-12.42	-13.0	-57.18	350.00	Vertical	Horizontal	Pass
1879.800	-38.45	2.77	-13.0	-25.45	242.00	Vertical	Horizontal	N/A
4315.250	-44.45	10.13	-13.0	-31.45	205.00	Vertical	Horizontal	Pass
6709.500	-36.49	16.64	-13.0	-23.49	174.00	Vertical	Horizontal	Pass
8959.974	-36.37	19.14	-13.0	-23.37	258.00	Vertical	Horizontal	Pass
13546.050	-31.47	25.12	-13.0	-18.47	238.00	Vertical	Horizontal	Pass

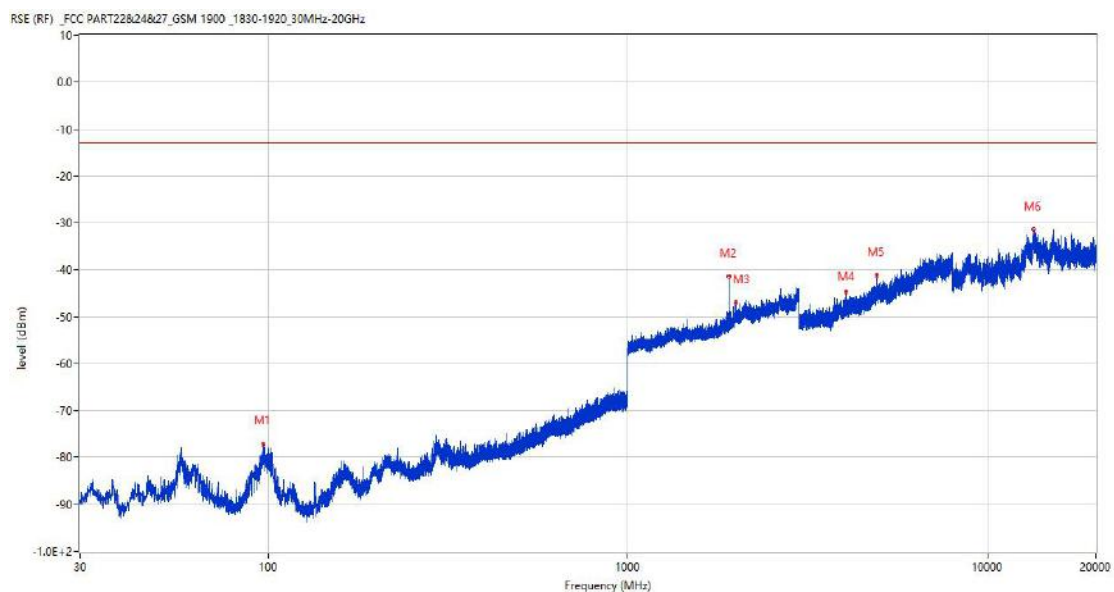
4.3 EGPRS 1900 High Channel

RSE-H&H EGPRS 1900 CH810



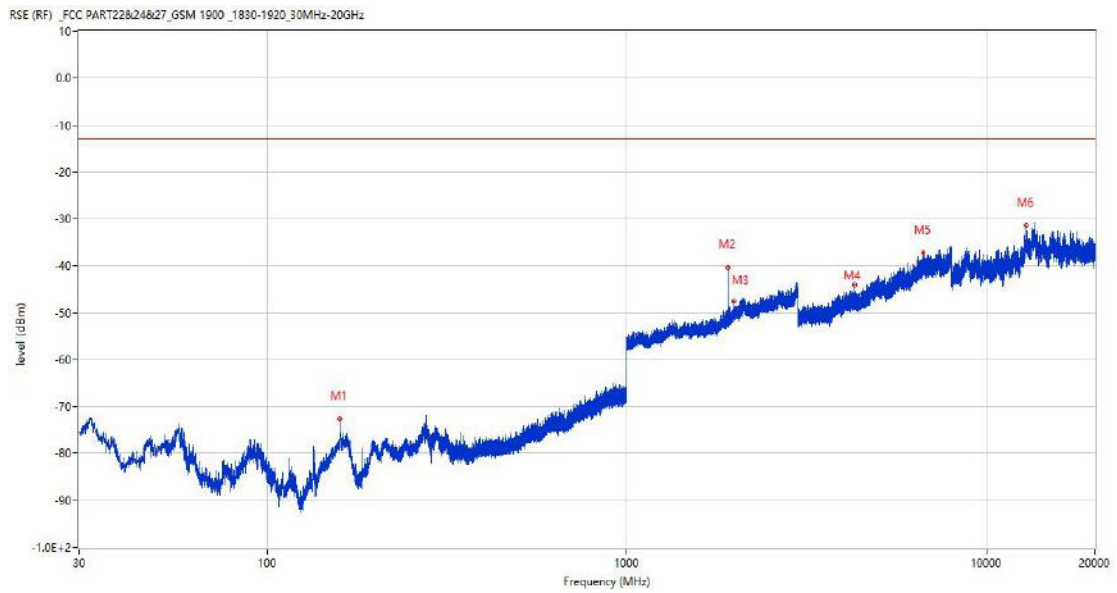
Frequency (MHz)	Result (dBm)	Factor (dB)	PK Limit (dBm)	Over Limit (dB)	Table (o)	ANT	EUT	Verdict
275.701	-71.84	-12.42	-13.0	-58.84	245.00	Horizontal	Horizontal	Pass
1909.700	-36.27	3.11	-13.0	-23.27	0.00	Horizontal	Horizontal	N/A
1989.600	-46.64	4.55	-13.0	-33.64	285.00	Horizontal	Horizontal	N/A
4656.250	-43.10	10.53	-13.0	-30.10	17.00	Horizontal	Horizontal	Pass
6688.750	-37.22	17.05	-13.0	-24.22	80.00	Horizontal	Horizontal	Pass
13650.088	-31.71	24.83	-13.0	-18.71	233.00	Horizontal	Horizontal	Pass

RSE-H&V EGPRS 1900 CH810



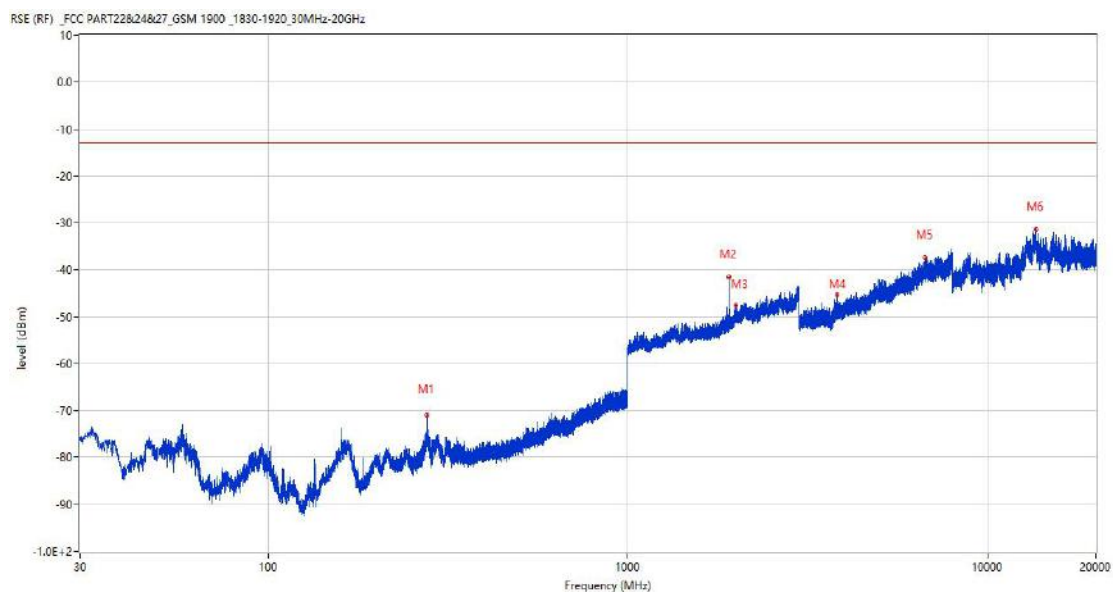
Frequency (MHz)	Result (dBm)	Factor (dB)	PK Limit (dBm)	Over Limit (dB)	Table (o)	ANT	EUT	Verdict
97.027	-77.11	-18.70	-13.0	-64.11	360.00	Horizontal	Vertical	Pass
1909.500	-41.41	3.10	-13.0	-28.41	40.00	Horizontal	Vertical	N/A
1989.500	-47.06	4.56	-13.0	-34.06	268.00	Horizontal	Vertical	N/A
4032.500	-44.72	9.52	-13.0	-31.72	38.00	Horizontal	Vertical	Pass
4922.000	-41.23	13.37	-13.0	-28.23	279.00	Horizontal	Vertical	Pass
13407.213	-31.44	24.80	-13.0	-18.44	360.00	Horizontal	Vertical	Pass

RSE-V&V EGPRS 1900 CH810



Frequency (MHz)	Result (dBm)	Factor (dB)	PK Limit (dBm)	Over Limit (dB)	Table (o)	ANT	EUT	Verdict
159.204	-72.71	-18.38	-13.0	-59.71	232.00	Vertical	Vertical	Pass
1909.700	-40.30	3.11	-13.0	-27.30	278.00	Vertical	Vertical	N/A
1989.200	-47.52	4.58	-13.0	-34.52	140.00	Vertical	Vertical	N/A
4286.000	-44.01	10.17	-13.0	-31.01	0.00	Vertical	Vertical	Pass
6683.000	-37.33	16.97	-13.0	-24.33	360.00	Vertical	Vertical	Pass
12893.550	-31.49	23.52	-13.0	-18.49	122.00	Vertical	Vertical	Pass

RSE-V&H EGPRS 1900 CH810



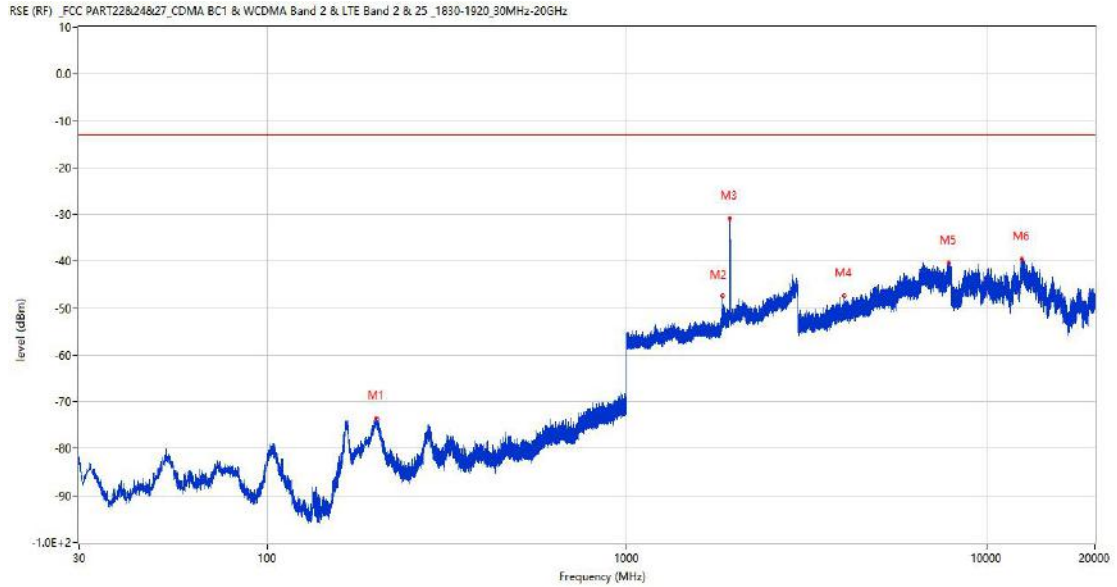
Frequency (MHz)	Result (dBm)	Factor (dB)	PK Limit (dBm)	Over Limit (dB)	Table (o)	ANT	EUT	Verdict
275.798	-71.07	-12.43	-13.0	-58.07	360.00	Vertical	Horizontal	Pass
1909.500	-41.65	3.10	-13.0	-28.65	304.00	Vertical	Horizontal	N/A
1989.700	-47.58	4.54	-13.0	-34.58	46.00	Vertical	Horizontal	N/A
3819.750	-45.38	9.05	-13.0	-32.38	225.00	Vertical	Horizontal	Pass
6692.750	-37.34	16.97	-13.0	-24.34	204.00	Vertical	Horizontal	Pass
13650.450	-31.48	24.81	-13.0	-18.48	194.00	Vertical	Horizontal	Pass

WCDMA

5 WCDMA Band 2

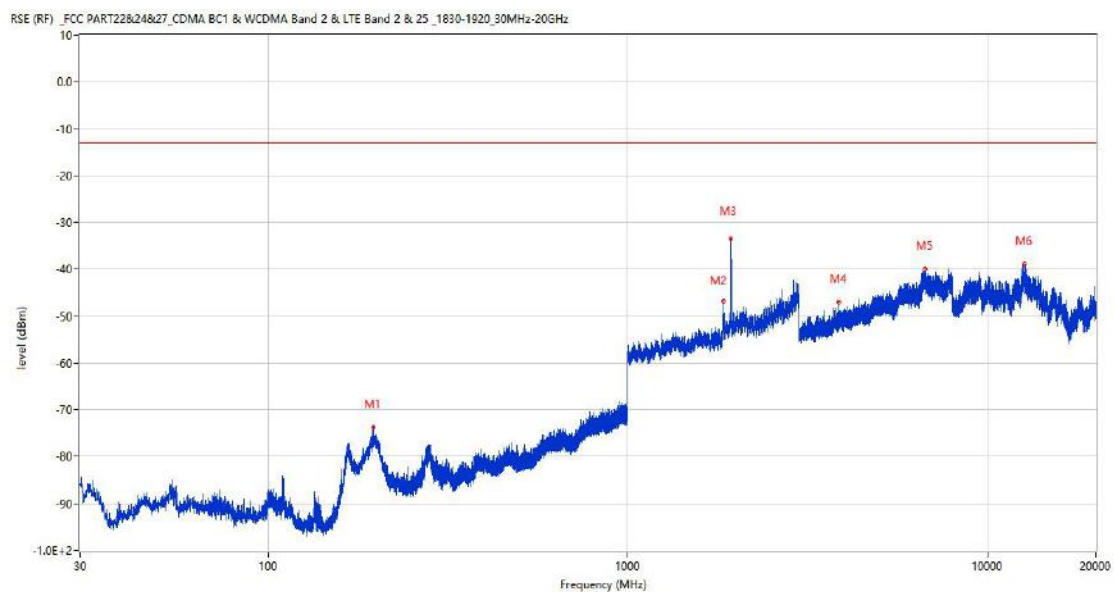
5.1 WCDMA Band 2 Low Channel

RSE-H&H WCDMA Band 2 CH9262



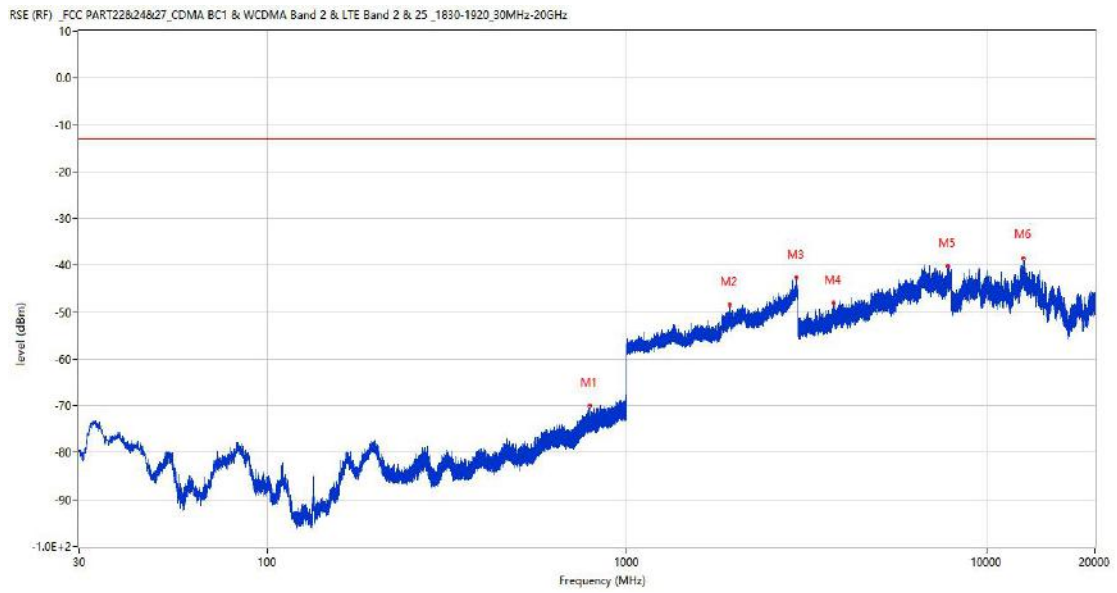
Frequency (MHz)	Result (dBm)	Factor (dB)	PK Limit (dBm)	Over Limit (dB)	Table (o)	ANT	EUT	Verdict
201.641	-73.47	-15.98	-13.0	-60.47	288.00	Horizontal	Horizontal	Pass
1851.500	-47.42	2.34	-13.0	-34.42	332.00	Horizontal	Horizontal	N/A
1932.900	-30.79	3.20	-13.0	-17.79	262.00	Horizontal	Horizontal	N/A
4011.000	-47.37	9.18	-13.0	-34.37	302.00	Horizontal	Horizontal	Pass
7830.500	-40.43	15.69	-13.0	-27.43	98.00	Horizontal	Horizontal	Pass
12493.975	-39.57	15.46	-13.0	-26.57	2.00	Horizontal	Horizontal	Pass

RSE-H&V WCDMA Band 2 CH9262



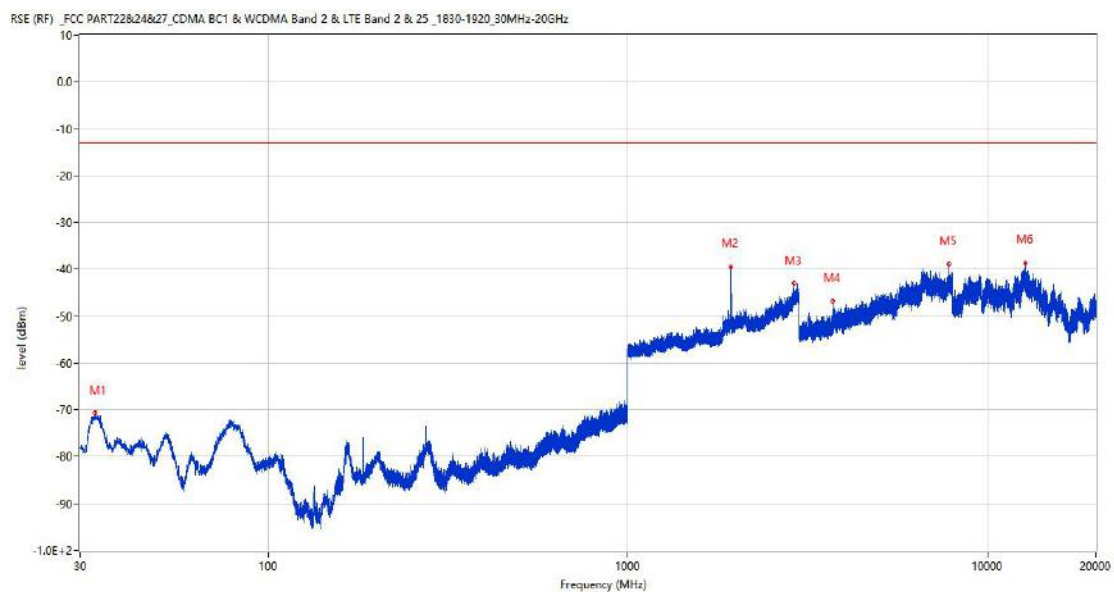
Frequency (MHz)	Result (dBm)	Factor (dB)	PK Limit (dBm)	Over Limit (dB)	Table (o)	ANT	EUT	Verdict
195.773	-73.65	-15.87	-13.0	-60.65	296.00	Horizontal	Vertical	Pass
1851.300	-46.86	2.34	-13.0	-33.86	166.00	Horizontal	Vertical	N/A
1933.000	-33.58	3.20	-13.0	-20.58	258.00	Horizontal	Vertical	N/A
3864.000	-47.05	8.71	-13.0	-34.05	74.00	Horizontal	Vertical	Pass
6696.000	-40.01	15.14	-13.0	-27.01	282.00	Horizontal	Vertical	Pass
12666.875	-38.98	15.96	-13.0	-25.98	313.00	Horizontal	Vertical	Pass

RSE-V&V WCDMA Band 2 CH9262



Frequency (MHz)	Result (dBm)	Factor (dB)	PK Limit (dBm)	Over Limit (dB)	Table (o)	ANT	EUT	Verdict
787.182	-69.99	-1.48	-13.0	-56.99	265.00	Vertical	Vertical	Pass
1933.700	-48.48	3.08	-13.0	-35.48	247.00	Vertical	Vertical	N/A
2962.400	-42.55	11.74	-13.0	-29.55	15.00	Vertical	Vertical	Pass
3750.000	-48.06	7.91	-13.0	-35.06	0.00	Vertical	Vertical	Pass
7813.500	-40.04	16.25	-13.0	-27.04	323.00	Vertical	Vertical	Pass
12688.487	-38.50	16.34	-13.0	-25.50	54.00	Vertical	Vertical	Pass

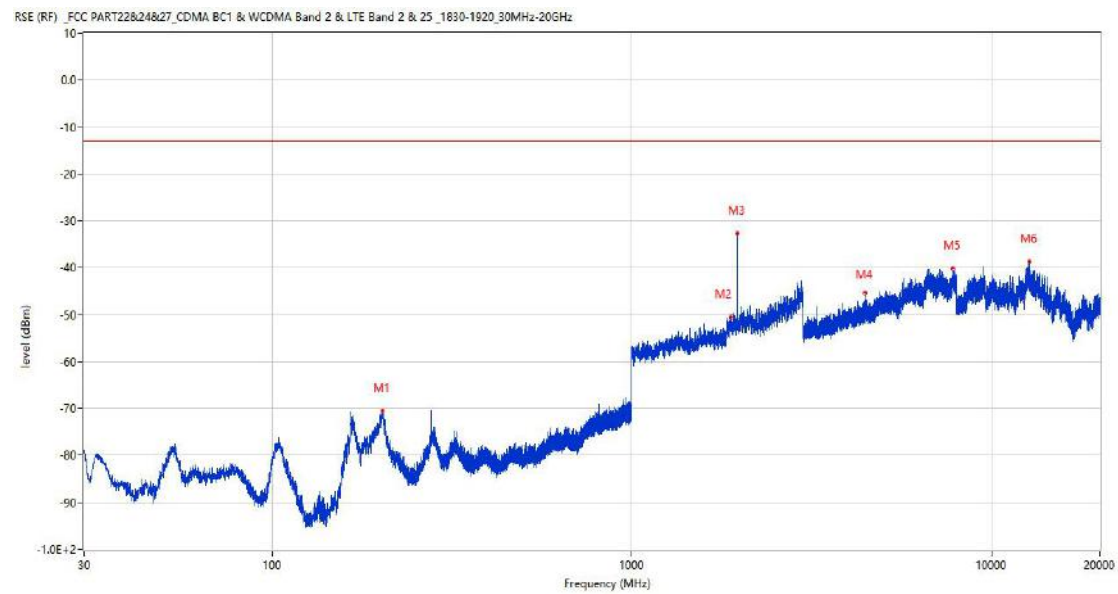
RSE-V&H WCDMA Band 2 CH9262



Frequency (MHz)	Result (dBm)	Factor (dB)	PK Limit (dBm)	Over Limit (dB)	Table (o)	ANT	EUT	Verdict
32.959	-70.53	-24.14	-13.0	-57.53	206.00	Vertical	Horizontal	Pass
1931.800	-39.50	3.24	-13.0	-26.50	232.00	Vertical	Horizontal	N/A
2889.900	-42.96	12.01	-13.0	-29.96	264.00	Vertical	Horizontal	Pass
3707.500	-46.73	7.69	-13.0	-33.73	210.00	Vertical	Horizontal	Pass
7797.000	-38.96	15.83	-13.0	-25.96	234.00	Vertical	Horizontal	Pass
12727.912	-38.76	16.24	-13.0	-25.76	360.00	Vertical	Horizontal	Pass

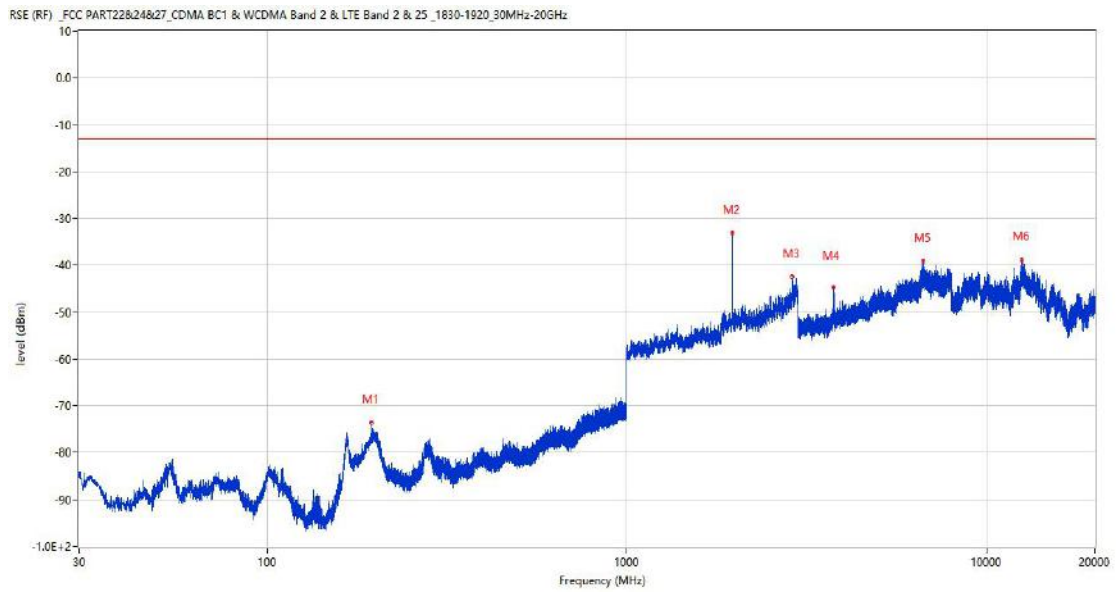
5.2 WCDMA Band 2 Middle Channel

RSE-H&H WCDMA Band 2 CH9400



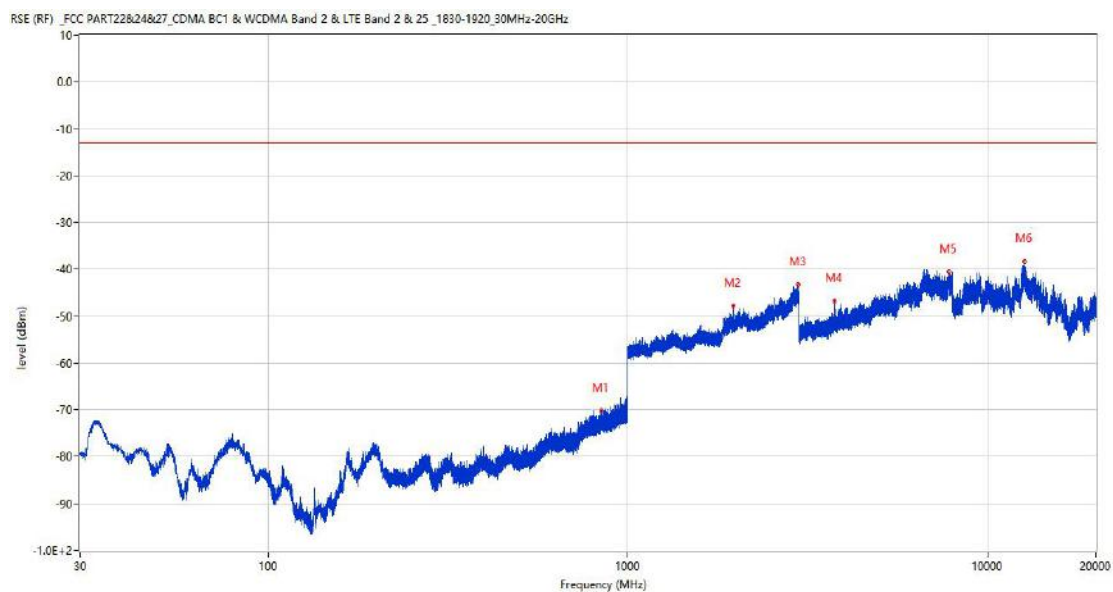
Frequency (MHz)	Result (dBm)	Factor (dB)	PK Limit (dBm)	Over Limit (dB)	Table (o)	ANT	EUT	Verdict
202.563	-70.59	-15.71	-13.0	-57.59	281.00	Horizontal	Horizontal	Pass
1882.800	-50.47	2.83	-13.0	-37.47	332.00	Horizontal	Horizontal	N/A
1960.000	-32.67	2.79	-13.0	-19.67	268.00	Horizontal	Horizontal	N/A
4450.750	-45.34	9.88	-13.0	-32.34	86.00	Horizontal	Horizontal	Pass
7810.250	-40.10	16.27	-13.0	-27.10	229.00	Horizontal	Horizontal	Pass
12710.575	-38.75	16.43	-13.0	-25.75	320.00	Horizontal	Horizontal	Pass

RSE-H&V WCDMA Band 2 CH9400



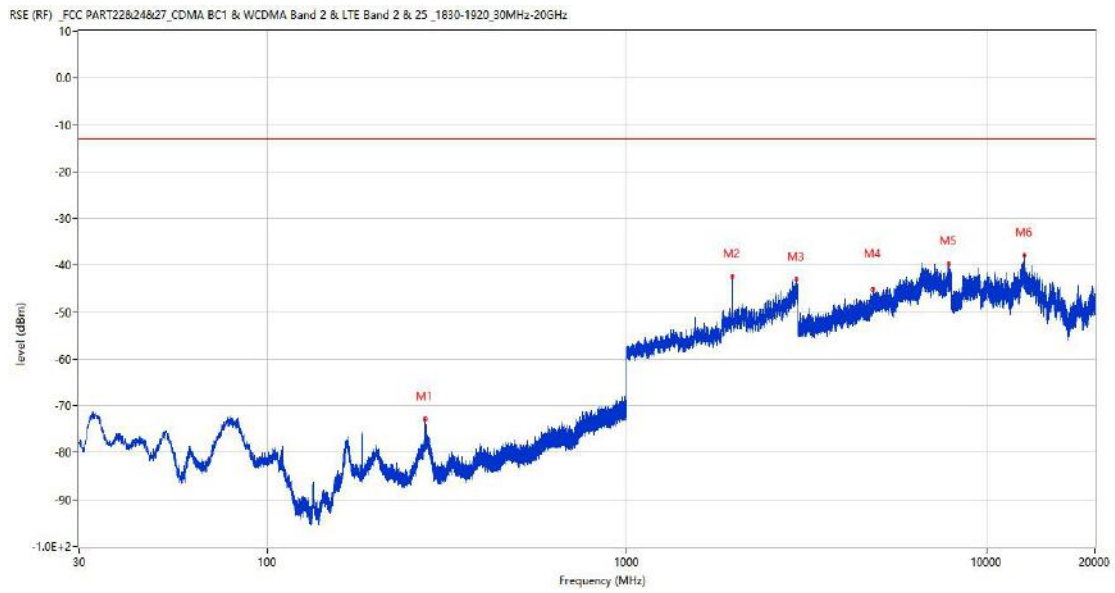
Frequency (MHz)	Result (dBm)	Factor (dB)	PK Limit (dBm)	Over Limit (dB)	Table (o)	ANT	EUT	Verdict
195.240	-73.47	-15.84	-13.0	-60.47	268.00	Horizontal	Vertical	Pass
1962.000	-33.14	3.08	-13.0	-20.14	251.00	Horizontal	Vertical	N/A
2886.200	-42.35	11.31	-13.0	-29.35	33.00	Horizontal	Vertical	Pass
3758.250	-44.69	8.55	-13.0	-31.69	20.00	Horizontal	Vertical	Pass
6660.750	-39.03	14.74	-13.0	-26.03	360.00	Horizontal	Vertical	Pass
12505.138	-38.96	15.56	-13.0	-25.96	262.00	Horizontal	Vertical	Pass

RSE-V&V WCDMA Band 2 CH9400



Frequency (MHz)	Result (dBm)	Factor (dB)	PK Limit (dBm)	Over Limit (dB)	Table (o)	ANT	EUT	Verdict
842.957	-70.10	-0.16	-13.0	-57.10	280.00	Vertical	Vertical	Pass
1961.300	-47.88	2.91	-13.0	-34.88	116.00	Vertical	Vertical	N/A
2971.100	-43.25	11.63	-13.0	-30.25	354.00	Vertical	Vertical	Pass
3758.500	-46.82	8.54	-13.0	-33.82	153.00	Vertical	Vertical	Pass
7795.500	-40.47	15.72	-13.0	-27.47	83.00	Vertical	Vertical	Pass
12685.638	-38.30	16.29	-13.0	-25.30	189.00	Vertical	Vertical	Pass

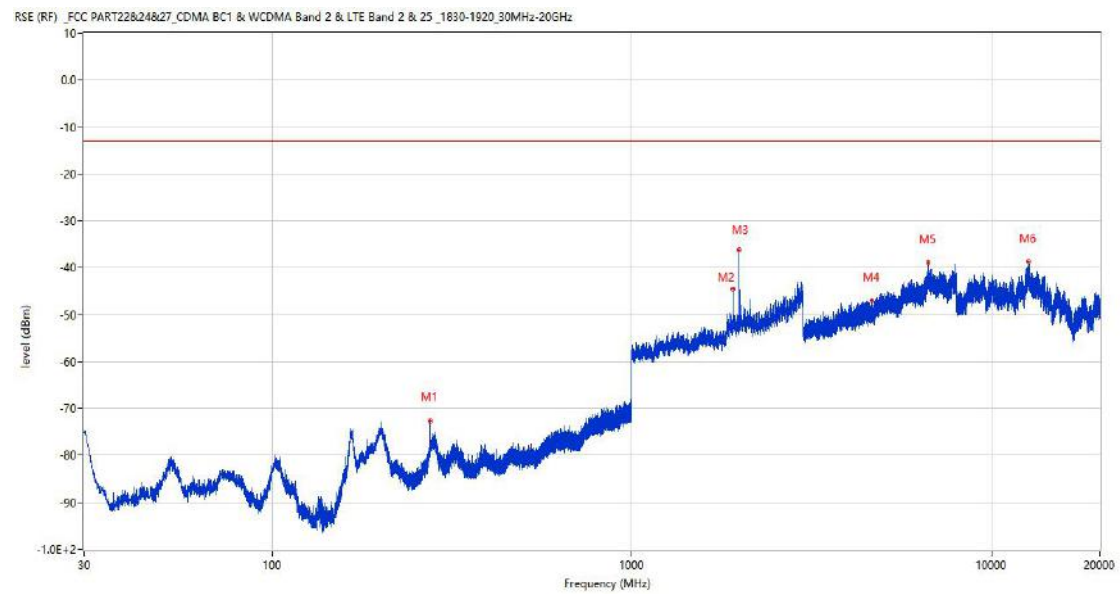
RSE-V&H WCDMA Band 2 CH9400



Frequency (MHz)	Result (dBm)	Factor (dB)	PK Limit (dBm)	Over Limit (dB)	Table (o)	ANT	EUT	Verdict
275.410	-72.90	-13.98	-13.0	-59.90	198.00	Vertical	Horizontal	Pass
1961.300	-42.37	2.91	-13.0	-29.37	238.00	Vertical	Horizontal	N/A
2959.000	-43.10	11.37	-13.0	-30.10	93.00	Vertical	Horizontal	Pass
4834.500	-45.15	10.02	-13.0	-32.15	9.00	Vertical	Horizontal	Pass
7831.250	-39.72	15.71	-13.0	-26.72	323.00	Vertical	Horizontal	Pass
12724.825	-37.92	16.27	-13.0	-24.92	315.00	Vertical	Horizontal	Pass

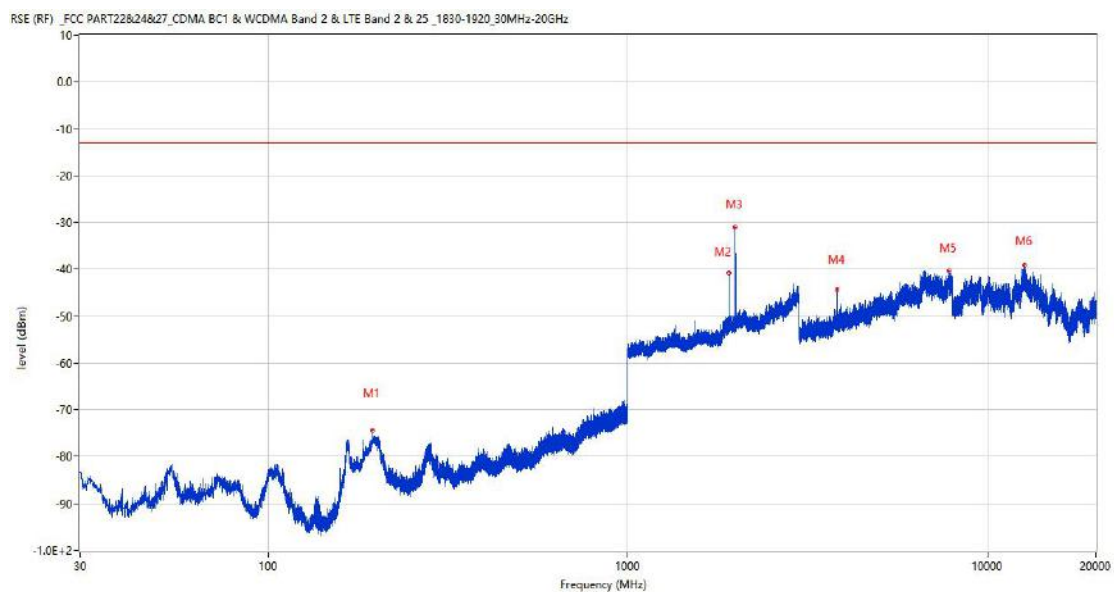
5.3 WCDMA Band 2 High Channel

RSE-H&H WCDMA Band 2 CH9538



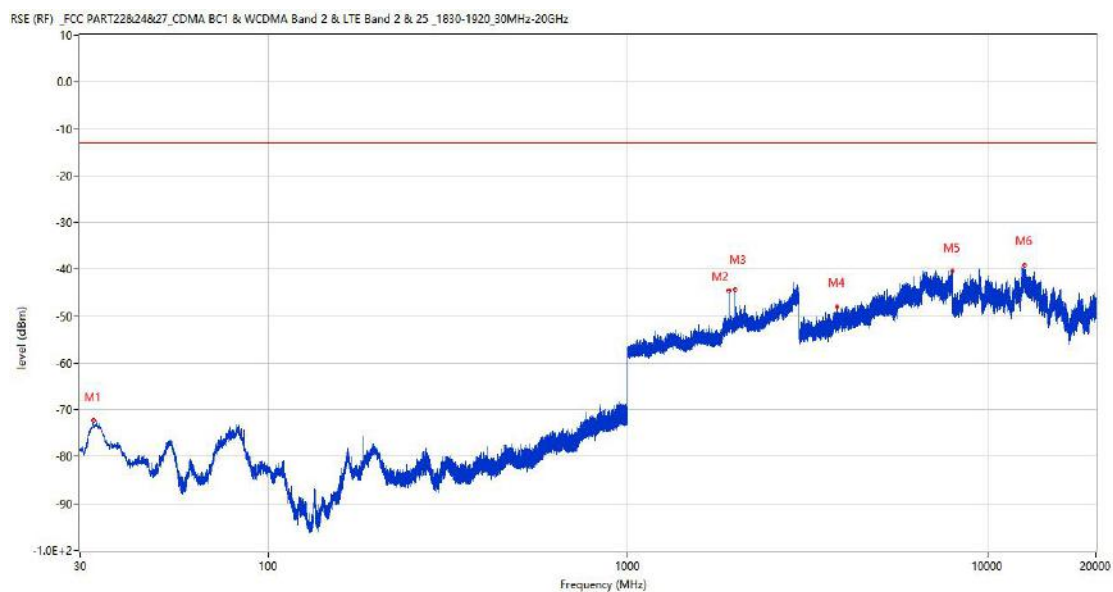
Frequency (MHz)	Result (dBm)	Factor (dB)	PK Limit (dBm)	Over Limit (dB)	Table (o)	ANT	EUT	Verdict
275.264	-72.57	-13.98	-13.0	-59.57	313.00	Horizontal	Horizontal	Pass
1909.600	-44.52	3.13	-13.0	-31.52	299.00	Horizontal	Horizontal	N/A
1988.500	-36.11	2.90	-13.0	-23.11	256.00	Horizontal	Horizontal	N/A
4658.750	-47.01	9.16	-13.0	-34.01	42.00	Horizontal	Horizontal	Pass
6649.750	-38.95	15.14	-13.0	-25.95	111.00	Horizontal	Horizontal	Pass
12704.400	-38.76	16.49	-13.0	-25.76	347.00	Horizontal	Horizontal	Pass

RSE-H&V WCDMA Band 2 CH9538



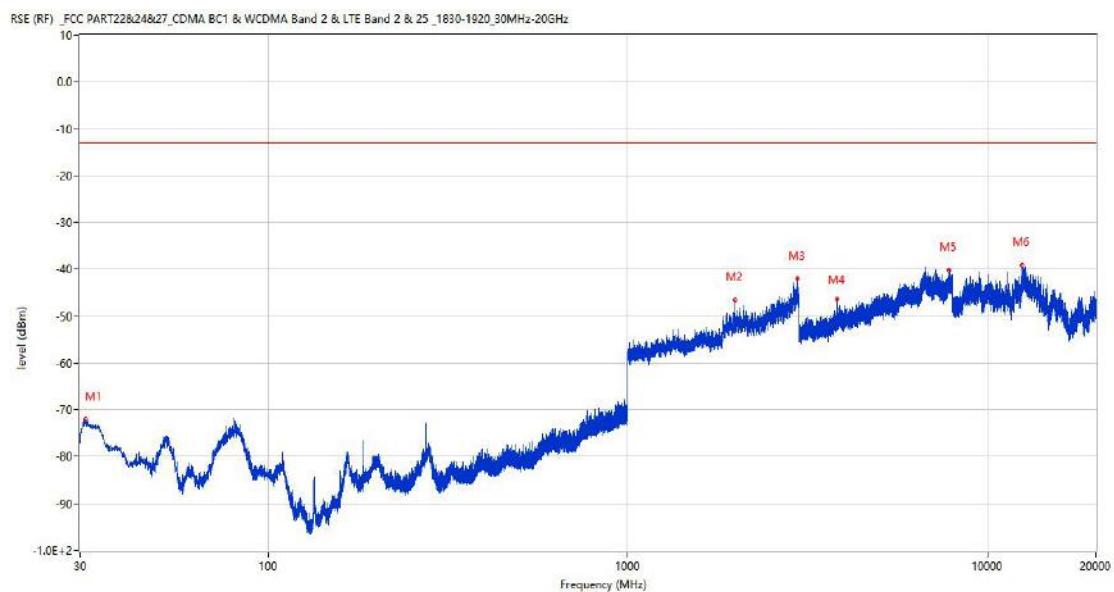
Frequency (MHz)	Result (dBm)	Factor (dB)	PK Limit (dBm)	Over Limit (dB)	Table (o)	ANT	EUT	Verdict
194.803	-74.30	-15.85	-13.0	-61.30	304.00	Horizontal	Vertical	Pass
1909.100	-40.72	3.12	-13.0	-27.72	168.00	Horizontal	Vertical	N/A
1987.700	-31.02	2.94	-13.0	-18.02	254.00	Horizontal	Vertical	N/A
3813.500	-44.29	7.59	-13.0	-31.29	124.00	Horizontal	Vertical	Pass
7812.750	-40.42	16.30	-13.0	-27.42	6.00	Horizontal	Vertical	Pass
12638.137	-39.13	15.56	-13.0	-26.13	177.00	Horizontal	Vertical	Pass

RSE-V&V WCDMA Band 2 CH9538



Frequency (MHz)	Result (dBm)	Factor (dB)	PK Limit (dBm)	Over Limit (dB)	Table (o)	ANT	EUT	Verdict
32.619	-72.26	-24.26	-13.0	-59.26	276.00	Vertical	Vertical	Pass
1910.300	-44.58	3.13	-13.0	-31.58	287.00	Vertical	Vertical	N/A
1987.700	-44.18	2.94	-13.0	-31.18	331.00	Vertical	Vertical	N/A
3813.250	-48.08	7.59	-13.0	-35.08	360.00	Vertical	Vertical	Pass
7979.750	-40.40	14.40	-13.0	-27.40	100.00	Vertical	Vertical	Pass
12683.737	-39.10	16.26	-13.0	-26.10	79.00	Vertical	Vertical	Pass

RSE-V&H WCDMA Band 2 CH9538

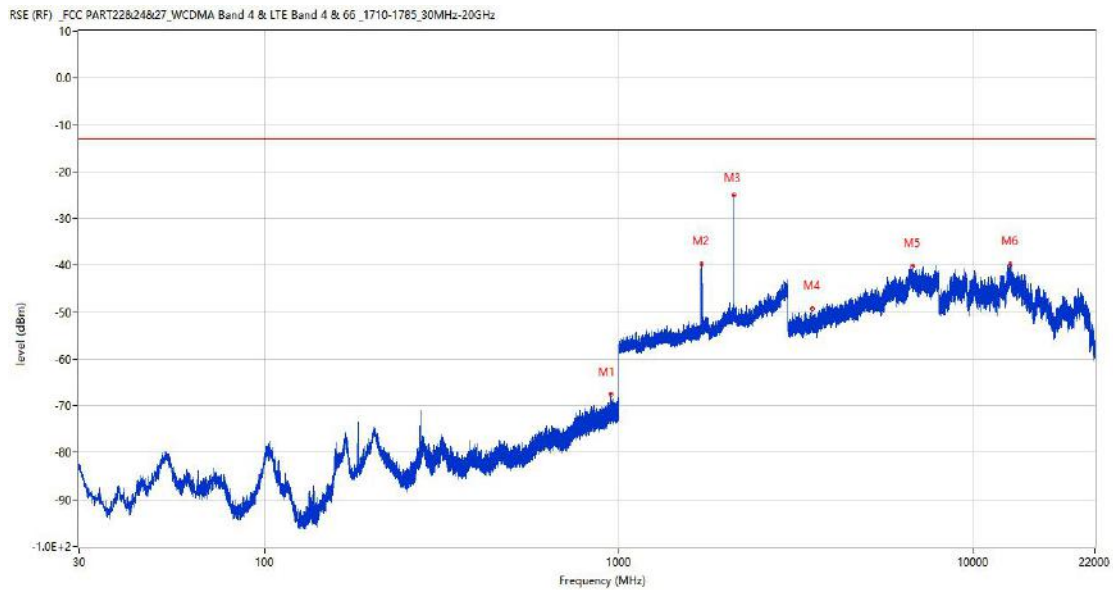


Frequency (MHz)	Result (dBm)	Factor (dB)	PK Limit (dBm)	Over Limit (dB)	Table (o)	ANT	EUT	Verdict
31.067	-72.11	-24.32	-13.0	-59.11	297.00	Vertical	Horizontal	Pass
1989.500	-46.62	2.97	-13.0	-33.62	224.00	Vertical	Horizontal	N/A
2962.300	-42.02	11.72	-13.0	-29.02	280.00	Vertical	Horizontal	Pass
3817.250	-46.29	7.66	-13.0	-33.29	217.00	Vertical	Horizontal	Pass
7796.750	-40.13	15.78	-13.0	-27.13	59.00	Vertical	Horizontal	Pass
12462.151	-39.06	14.40	-13.0	-26.06	282.00	Vertical	Horizontal	Pass

6 WCDMA Band 4

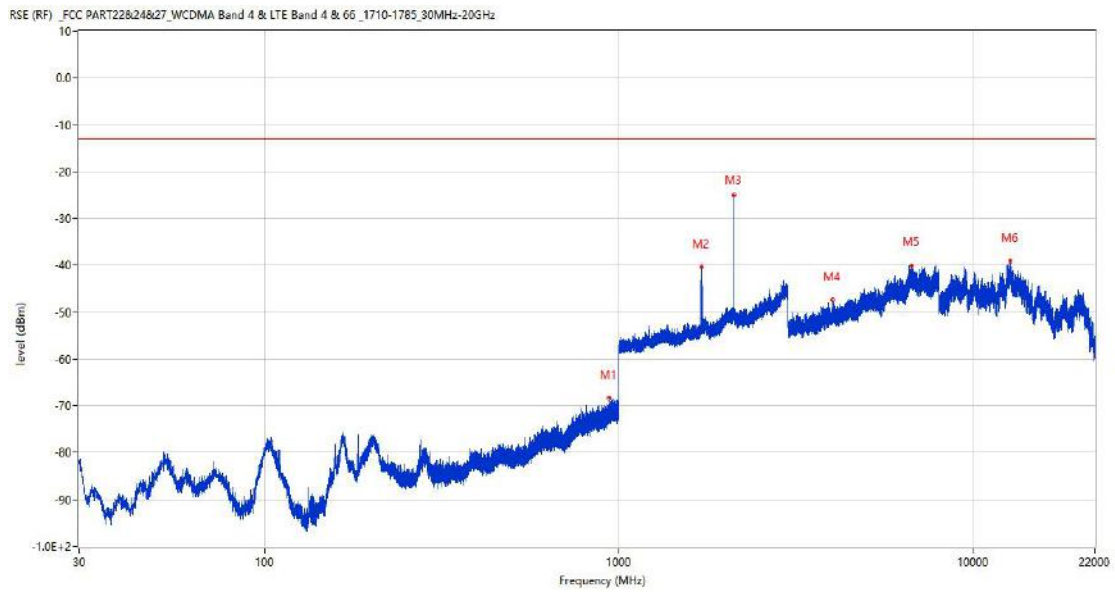
6.1 WCDMA Band 4 Low Channel

RSE-H&H WCDMA Band 4 CH1312



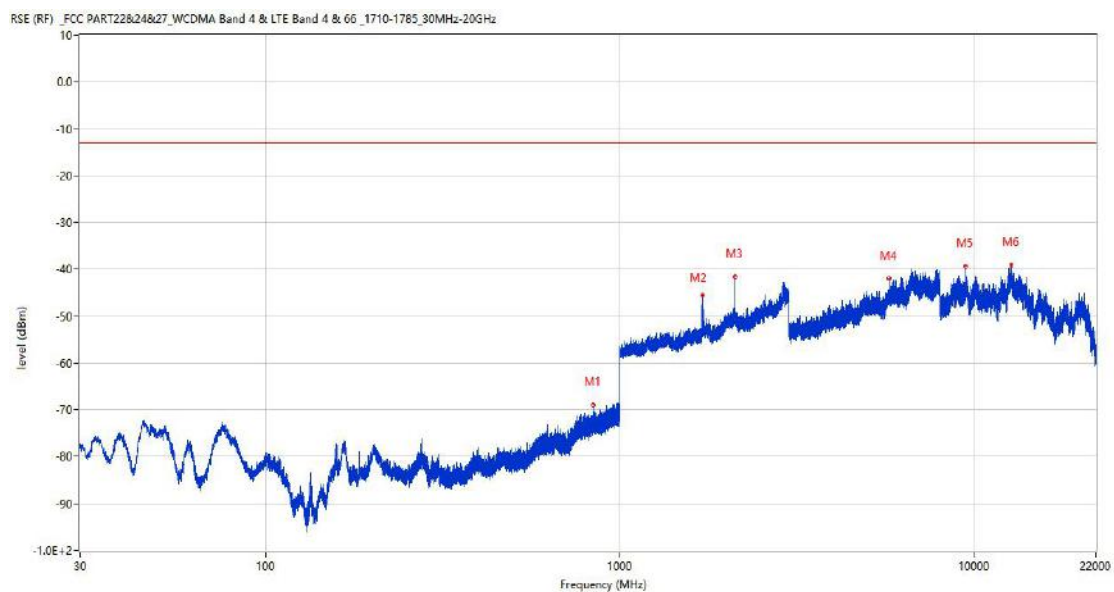
Frequency (MHz)	Result (dBm)	Factor (dB)	PK Limit (dBm)	Over Limit (dB)	Table (o)	ANT	EUT	Verdict
947.523	-67.55	1.61	-13.0	-54.55	198.00	Horizontal	Horizontal	Pass
1712.100	-39.81	1.98	-13.0	-26.81	346.00	Horizontal	Horizontal	N/A
2113.900	-25.11	4.67	-13.0	-12.11	259.00	Horizontal	Horizontal	N/A
3519.000	-49.23	6.83	-13.0	-36.23	278.00	Horizontal	Horizontal	Pass
6726.000	-40.14	15.49	-13.0	-27.14	321.00	Horizontal	Horizontal	Pass
12732.425	-39.64	16.19	-13.0	-26.64	360.00	Horizontal	Horizontal	Pass

RSE-H&V WCDMA Band 4 CH1312



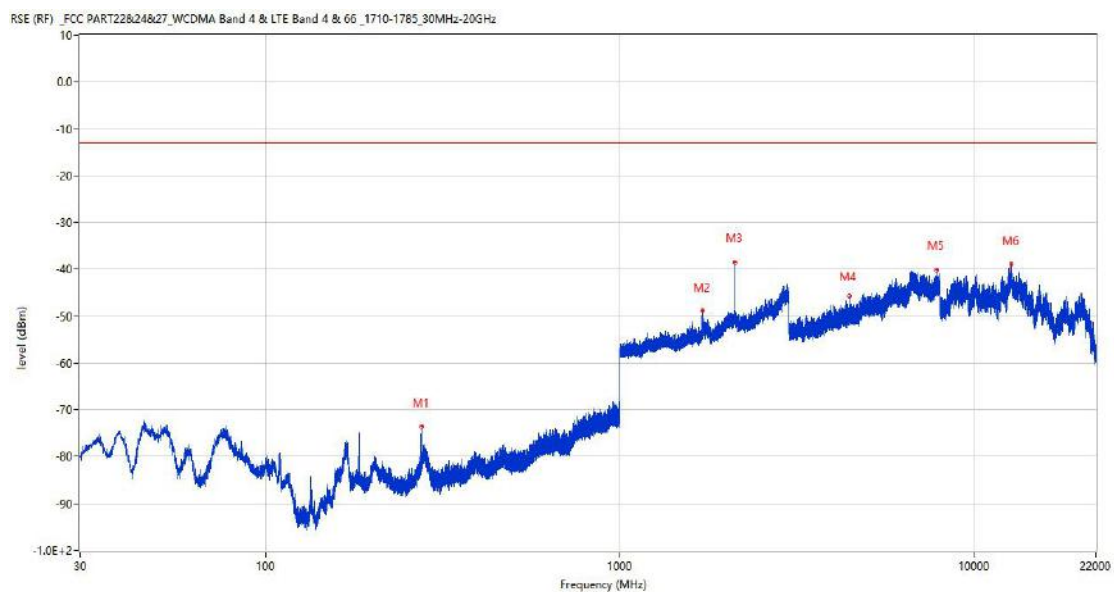
Frequency (MHz)	Result (dBm)	Factor (dB)	PK Limit (dBm)	Over Limit (dB)	Table (o)	ANT	EUT	Verdict
939.763	-68.41	1.42	-13.0	-55.41	315.00	Horizontal	Vertical	Pass
1711.900	-40.41	1.98	-13.0	-27.41	149.00	Horizontal	Vertical	N/A
2113.200	-25.10	4.63	-13.0	-12.10	100.00	Horizontal	Vertical	N/A
3994.500	-47.46	9.22	-13.0	-34.46	217.00	Horizontal	Vertical	Pass
6693.250	-40.05	14.84	-13.0	-27.05	30.00	Horizontal	Vertical	Pass
12709.625	-39.11	16.44	-13.0	-26.11	16.00	Horizontal	Vertical	Pass

RSE-V&V WCDMA Band 4 CH1312



Frequency (MHz)	Result (dBm)	Factor (dB)	PK Limit (dBm)	Over Limit (dB)	Table (o)	ANT	EUT	Verdict
839.998	-68.91	-0.10	-13.0	-55.91	211.00	Vertical	Vertical	Pass
1712.400	-45.60	1.98	-13.0	-32.60	76.00	Vertical	Vertical	N/A
2114.400	-41.50	4.68	-13.0	-28.50	327.00	Vertical	Vertical	N/A
5742.500	-41.97	12.18	-13.0	-28.97	11.00	Vertical	Vertical	Pass
9463.000	-39.39	13.81	-13.0	-26.39	326.00	Vertical	Vertical	Pass
12705.350	-39.18	16.48	-13.0	-26.18	360.00	Vertical	Vertical	Pass

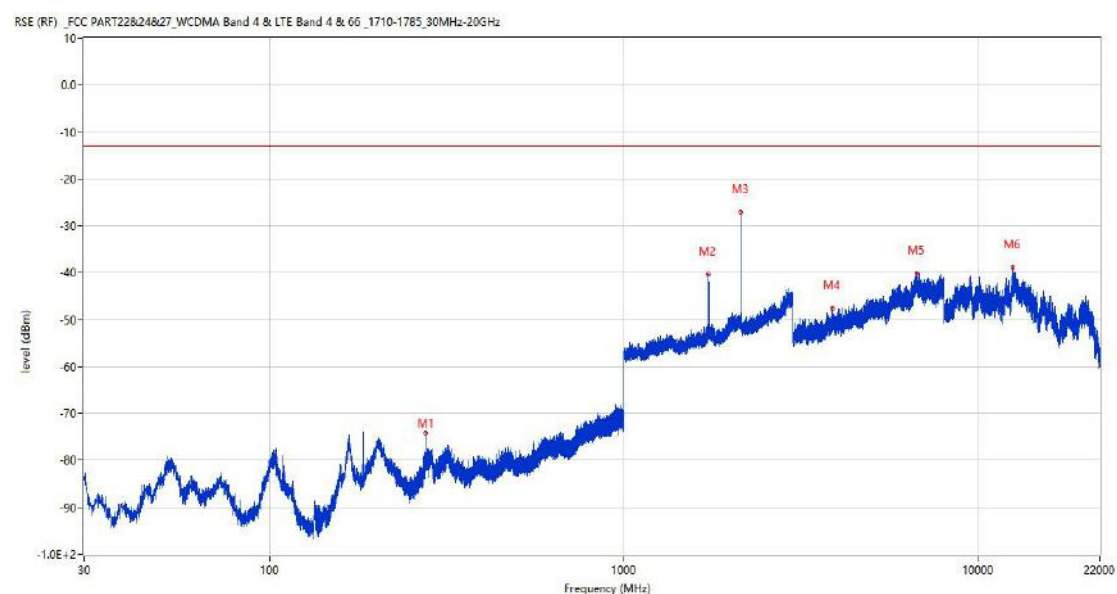
RSE-V&H WCDMA Band 4 CH1312



Frequency (MHz)	Result (dBm)	Factor (dB)	PK Limit (dBm)	Over Limit (dB)	Table (o)	ANT	EUT	Verdict
274.974	-73.50	-14.00	-13.0	-60.50	360.00	Vertical	Horizontal	Pass
1711.600	-48.93	1.98	-13.0	-35.93	33.00	Vertical	Horizontal	N/A
2113.000	-38.42	4.63	-13.0	-25.42	119.00	Vertical	Horizontal	N/A
4432.500	-45.79	9.63	-13.0	-32.79	213.00	Vertical	Horizontal	Pass
7809.000	-40.12	16.20	-13.0	-27.12	360.00	Vertical	Horizontal	Pass
12685.638	-38.98	16.29	-13.0	-25.98	252.00	Vertical	Horizontal	Pass

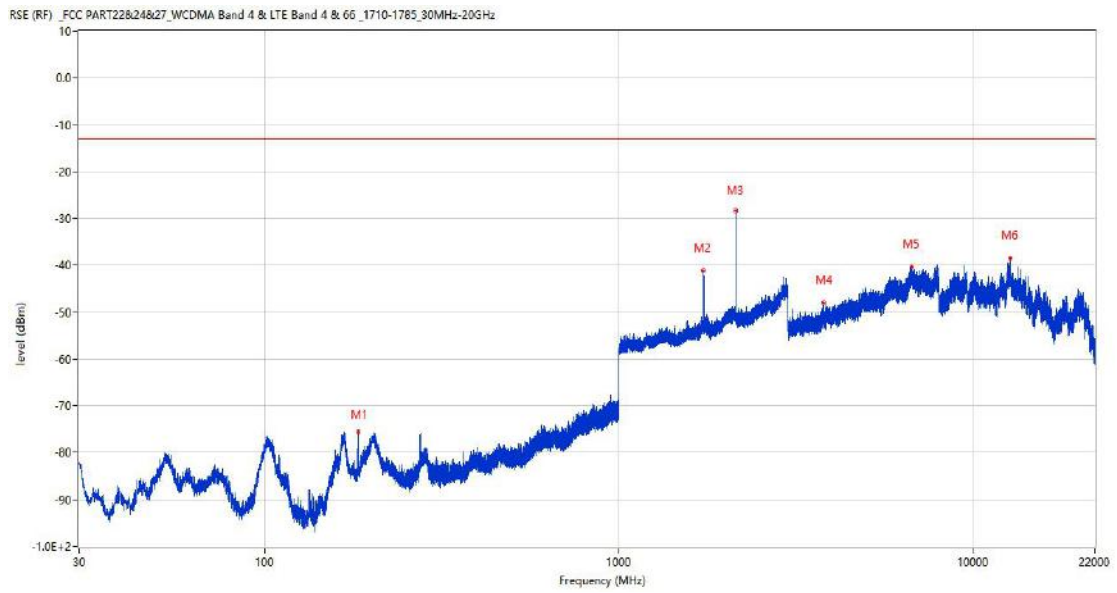
6.2 WCDMA Band 4 Middle Channel

RSE-H&H WCDMA Band 4 CH1412



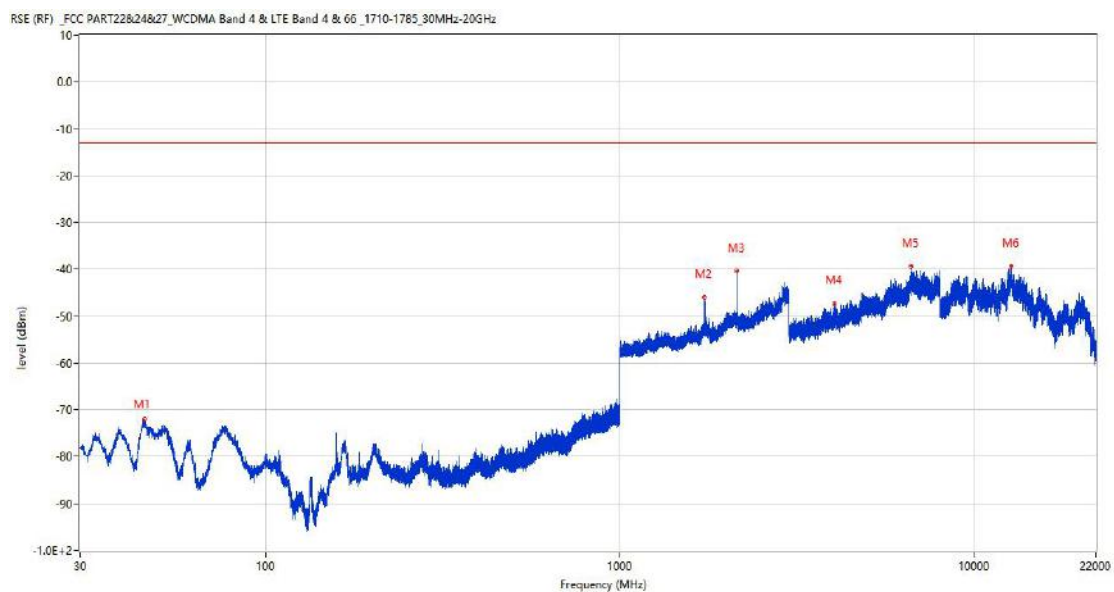
Frequency (MHz)	Result (dBm)	Factor (dB)	PK Limit (dBm)	Over Limit (dB)	Table (o)	ANT	EUT	Verdict
275.070	-74.07	-13.99	-13.0	-61.07	71.00	Horizontal	Horizontal	Pass
1732.300	-40.26	2.02	-13.0	-27.26	328.00	Horizontal	Horizontal	N/A
2133.400	-27.16	3.95	-13.0	-14.16	260.00	Horizontal	Horizontal	N/A
3874.500	-47.51	8.98	-13.0	-34.51	360.00	Horizontal	Horizontal	Pass
6681.750	-40.13	14.54	-13.0	-27.13	279.00	Horizontal	Horizontal	Pass
12522.713	-38.96	15.20	-13.0	-25.96	93.00	Horizontal	Horizontal	Pass

RSE-H&V WCDMA Band 4 CH1412



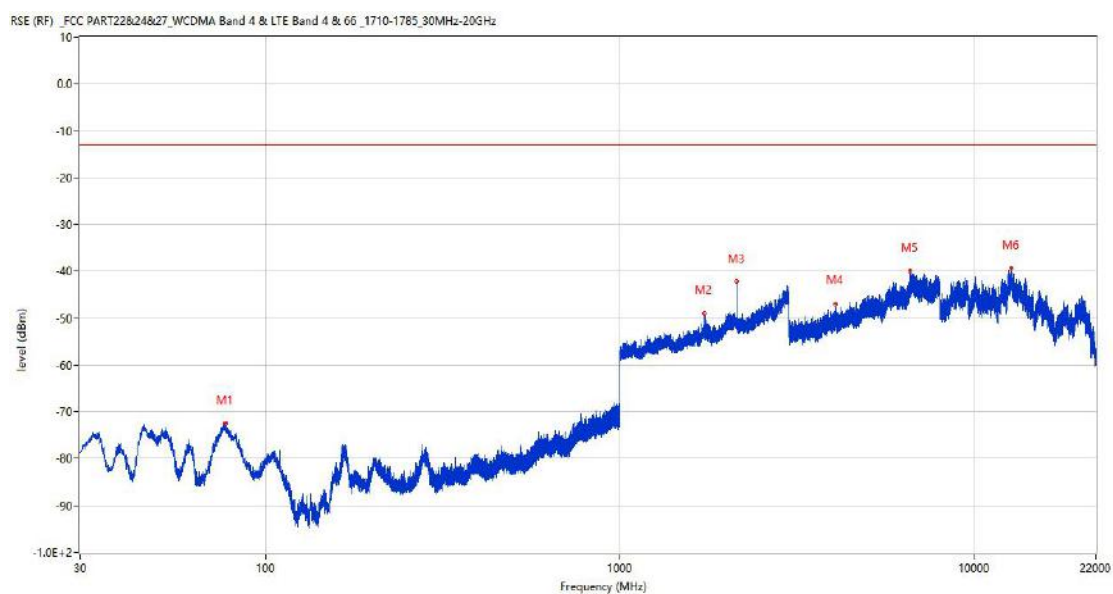
Frequency (MHz)	Result (dBm)	Factor (dB)	PK Limit (dBm)	Over Limit (dB)	Table (o)	ANT	EUT	Verdict
183.357	-75.53	-17.38	-13.0	-62.53	206.00	Horizontal	Vertical	Pass
1731.800	-41.23	2.02	-13.0	-28.23	175.00	Horizontal	Vertical	N/A
2133.800	-28.24	3.98	-13.0	-15.24	255.00	Horizontal	Vertical	N/A
3774.000	-48.09	8.38	-13.0	-35.09	179.00	Horizontal	Vertical	Pass
6702.000	-40.36	15.50	-13.0	-27.36	104.00	Horizontal	Vertical	Pass
12714.375	-38.45	16.38	-13.0	-25.45	360.00	Horizontal	Vertical	Pass

RSE-V&V WCDMA Band 4 CH1412



Frequency (MHz)	Result (dBm)	Factor (dB)	PK Limit (dBm)	Over Limit (dB)	Table (o)	ANT	EUT	Verdict
45.569	-72.11	-15.99	-13.0	-59.11	153.00	Vertical	Vertical	Pass
1731.900	-45.97	2.02	-13.0	-32.97	30.00	Vertical	Vertical	N/A
2134.100	-40.35	4.03	-13.0	-27.35	136.00	Vertical	Vertical	N/A
4030.000	-47.37	9.24	-13.0	-34.37	107.00	Vertical	Vertical	Pass
6638.000	-39.33	15.03	-13.0	-26.33	96.00	Vertical	Vertical	Pass
12715.325	-39.38	16.37	-13.0	-26.38	343.00	Vertical	Vertical	Pass

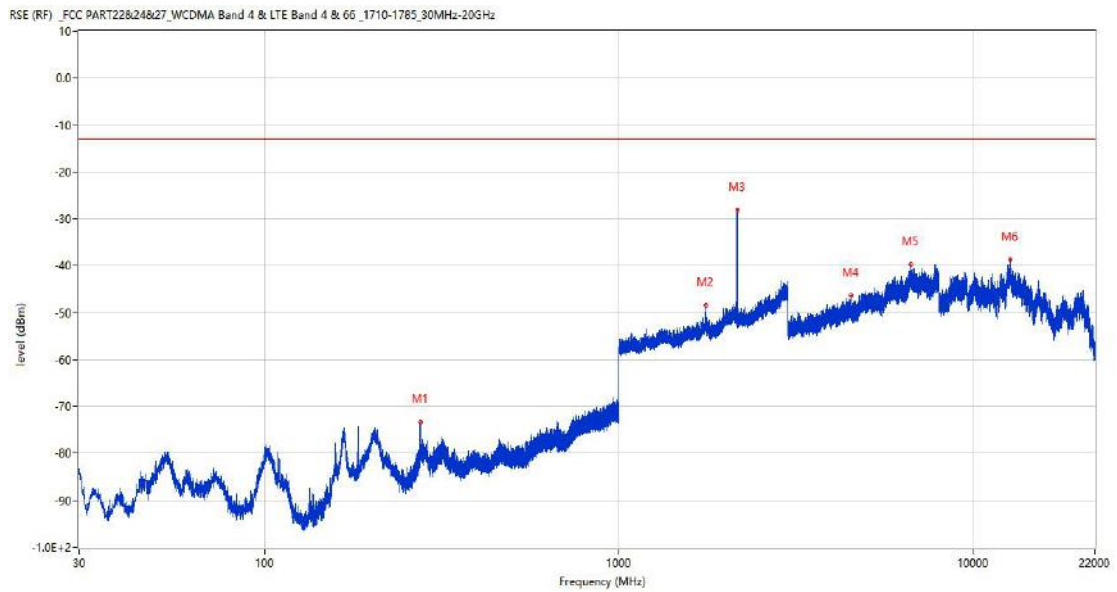
RSE-V&H WCDMA Band 4 CH1412



Frequency (MHz)	Result (dBm)	Factor (dB)	PK Limit (dBm)	Over Limit (dB)	Table (o)	ANT	EUT	Verdict
76.851	-72.51	-21.23	-13.0	-59.51	83.00	Vertical	Horizontal	Pass
1731.300	-49.06	2.02	-13.0	-36.06	56.00	Vertical	Horizontal	N/A
2132.300	-42.10	3.96	-13.0	-29.10	321.00	Vertical	Horizontal	N/A
4041.250	-47.04	9.20	-13.0	-34.04	342.00	Vertical	Horizontal	Pass
6596.500	-39.84	14.37	-13.0	-26.84	352.00	Vertical	Horizontal	Pass
12710.100	-39.37	16.43	-13.0	-26.37	223.00	Vertical	Horizontal	Pass

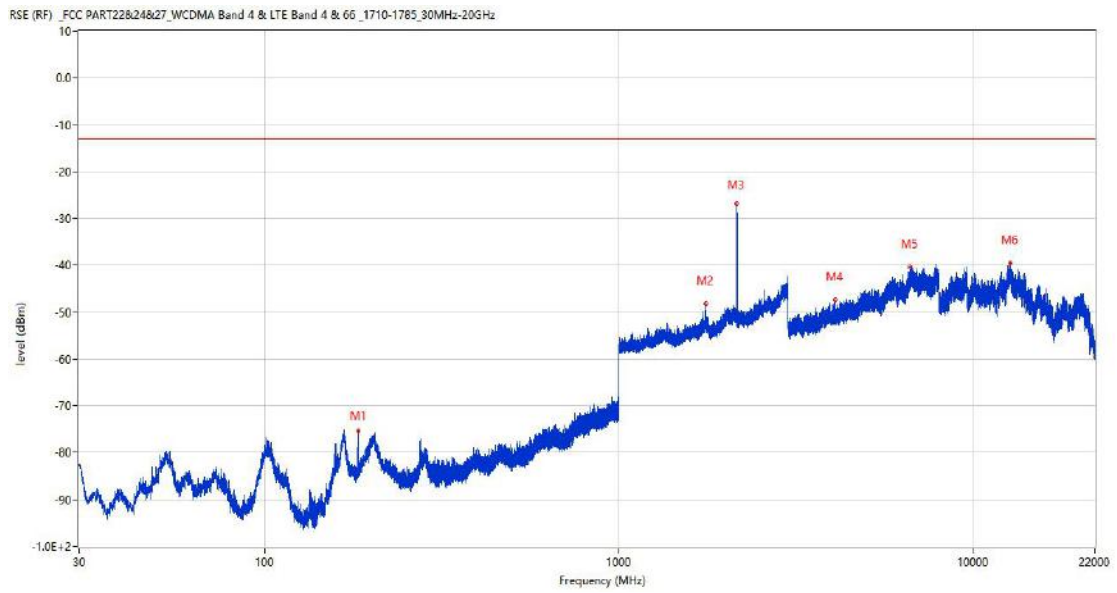
6.3 WCDMA Band 4 High Channel

RSE-H&H WCDMA Band 4 CH1513



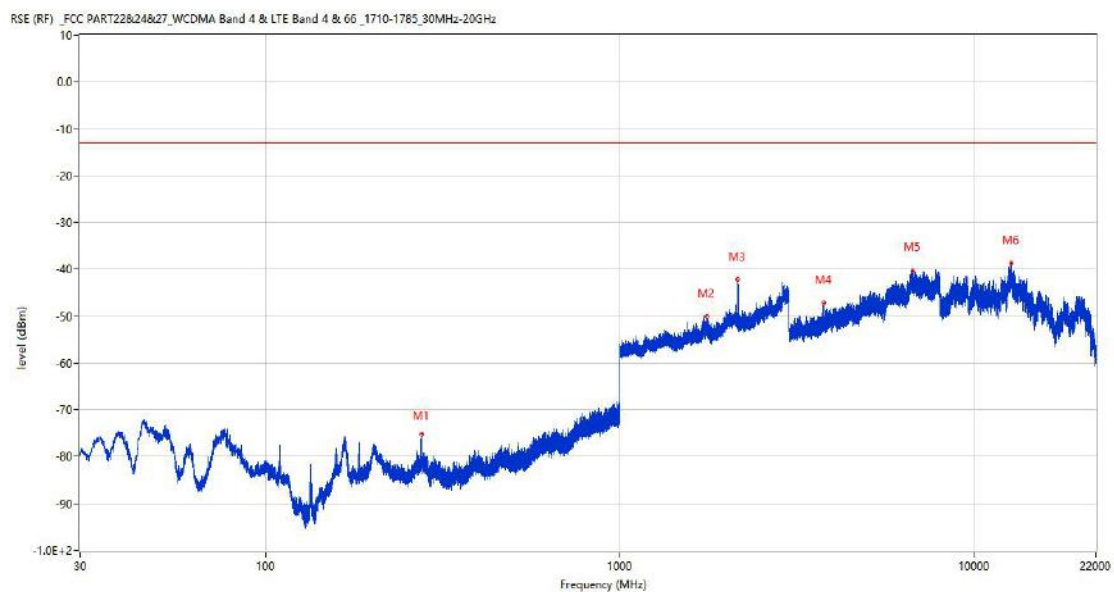
Frequency (MHz)	Result (dBm)	Factor (dB)	PK Limit (dBm)	Over Limit (dB)	Table (o)	ANT	EUT	Verdict
274.974	-73.30	-14.00	-13.0	-60.30	88.00	Horizontal	Horizontal	Pass
1753.500	-48.39	2.03	-13.0	-35.39	332.00	Horizontal	Horizontal	N/A
2154.600	-28.16	3.13	-13.0	-15.16	264.00	Horizontal	Horizontal	N/A
4520.000	-46.26	10.43	-13.0	-33.26	258.00	Horizontal	Horizontal	Pass
6647.000	-39.79	15.27	-13.0	-26.79	360.00	Horizontal	Horizontal	Pass
12709.625	-38.71	16.44	-13.0	-25.71	107.00	Horizontal	Horizontal	Pass

RSE-H&V WCDMA Band 4 CH1513



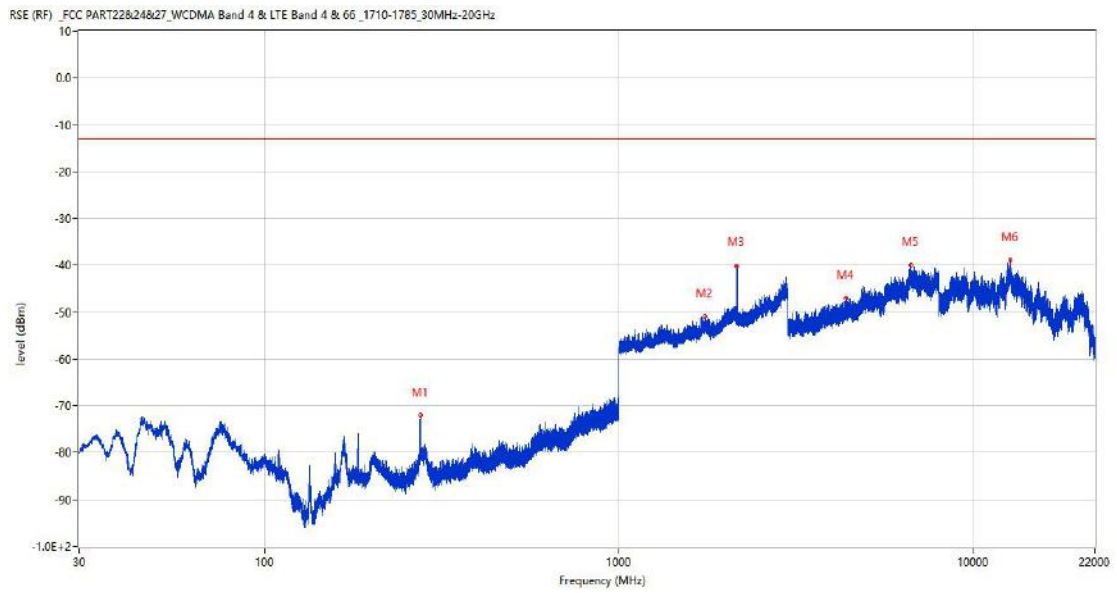
Frequency (MHz)	Result (dBm)	Factor (dB)	PK Limit (dBm)	Over Limit (dB)	Table (o)	ANT	EUT	Verdict
183.357	-75.30	-17.38	-13.0	-62.30	221.00	Horizontal	Vertical	Pass
1753.900	-48.31	2.03	-13.0	-35.31	170.00	Horizontal	Vertical	N/A
2152.700	-26.90	3.09	-13.0	-13.90	101.00	Horizontal	Vertical	N/A
4078.250	-47.48	8.84	-13.0	-34.48	191.00	Horizontal	Vertical	Pass
6633.250	-40.43	14.93	-13.0	-27.43	147.00	Horizontal	Vertical	Pass
12726.013	-39.44	16.26	-13.0	-26.44	253.00	Horizontal	Vertical	Pass

RSE-V&V WCDMA Band 4 CH1513



Frequency (MHz)	Result (dBm)	Factor (dB)	PK Limit (dBm)	Over Limit (dB)	Table (o)	ANT	EUT	Verdict
275.070	-75.18	-13.99	-13.0	-62.18	360.00	Vertical	Vertical	Pass
1760.700	-50.16	1.97	-13.0	-37.16	360.00	Vertical	Vertical	N/A
2152.400	-42.29	3.00	-13.0	-29.29	334.00	Vertical	Vertical	N/A
3764.250	-47.19	8.95	-13.0	-34.19	332.00	Vertical	Vertical	Pass
6706.500	-40.42	15.58	-13.0	-27.42	40.00	Vertical	Vertical	Pass
12683.025	-38.65	16.24	-13.0	-25.65	290.00	Vertical	Vertical	Pass

RSE-V&H WCDMA Band 4 CH1513

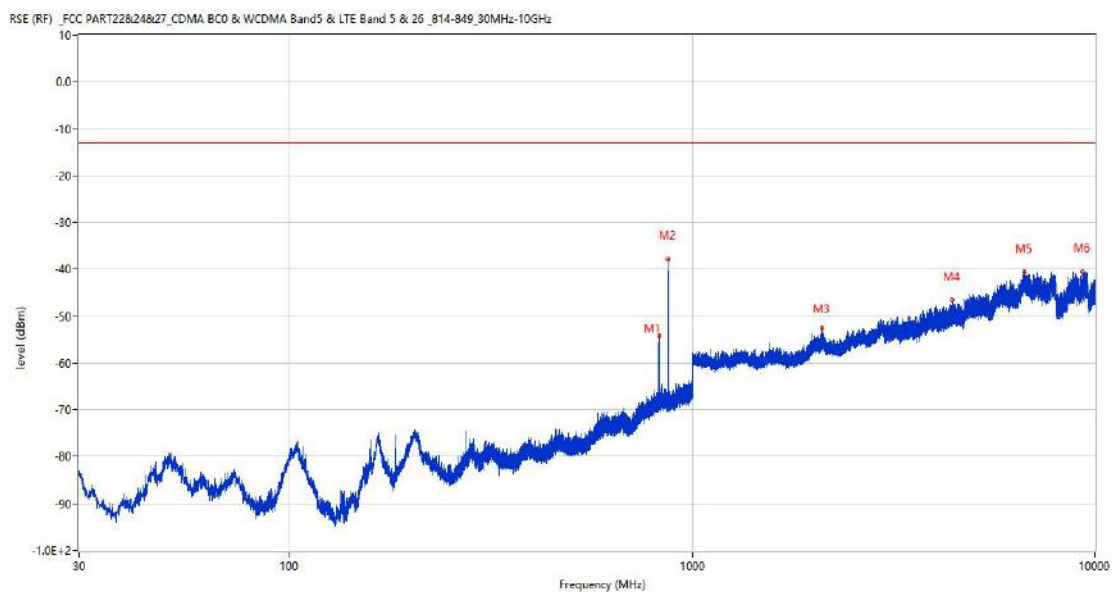


Frequency (MHz)	Result (dBm)	Factor (dB)	PK Limit (dBm)	Over Limit (dB)	Table (o)	ANT	EUT	Verdict
275.022	-72.12	-13.99	-13.0	-59.12	324.00	Vertical	Horizontal	Pass
1751.000	-50.93	2.05	-13.0	-37.93	199.00	Vertical	Horizontal	N/A
2152.300	-40.15	2.98	-13.0	-27.15	0.00	Vertical	Horizontal	N/A
4369.500	-47.02	9.23	-13.0	-34.02	160.00	Vertical	Horizontal	Pass
6645.750	-39.99	15.20	-13.0	-26.99	269.00	Vertical	Horizontal	Pass
12679.224	-38.95	16.18	-13.0	-25.95	70.00	Vertical	Horizontal	Pass

7 WCDMA Band 5

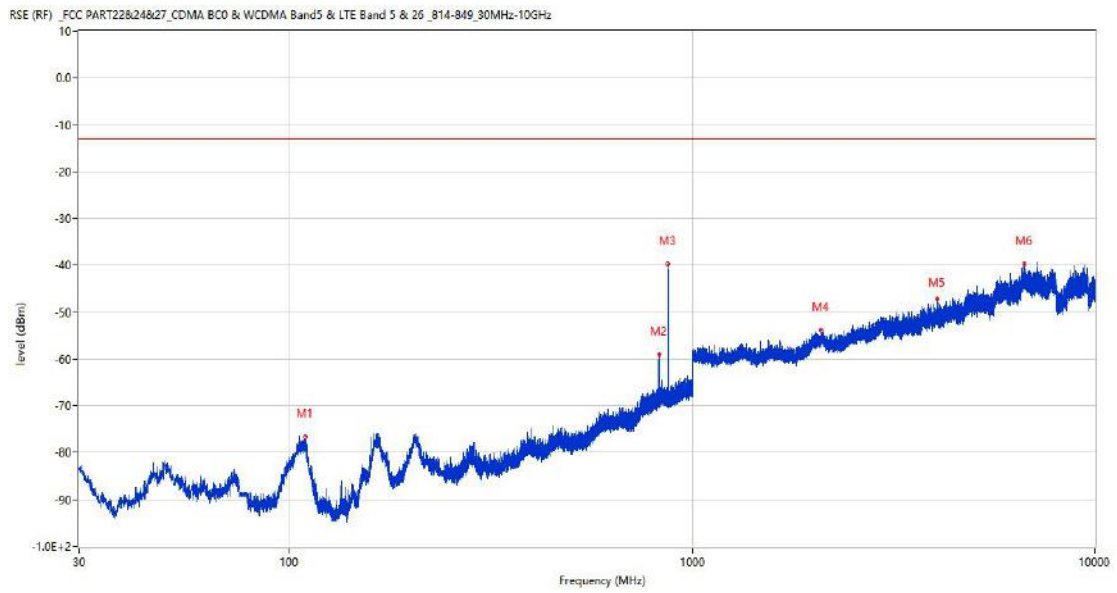
7.1 WCDMA Band 5 Low Channel

RSE-H&H WCDMA Band 5 CH4132



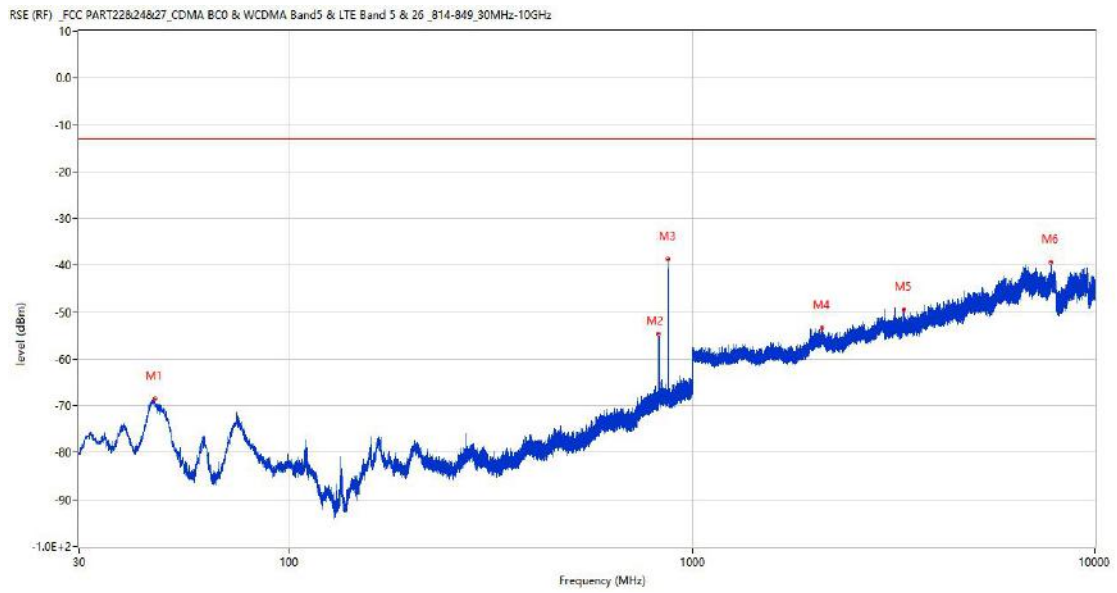
Frequency (MHz)	Result (dBm)	Factor (dB)	PK Limit (dBm)	Over Limit (dB)	Table (o)	ANT	EUT	Verdict
825.594	-54.12	4.33	-13.0	-41.12	140.00	Horizontal	Horizontal	N/A
869.923	-37.76	4.20	-13.0	-24.76	360.00	Horizontal	Horizontal	N/A
2099.800	-52.66	-0.04	-13.0	-39.66	153.00	Horizontal	Horizontal	Pass
4414.750	-46.65	9.40	-13.0	-33.65	96.00	Horizontal	Horizontal	Pass
6680.750	-40.65	14.56	-13.0	-27.65	281.00	Horizontal	Horizontal	Pass
9340.000	-40.45	14.91	-13.0	-27.45	237.00	Horizontal	Horizontal	Pass

RSE-H&V WCDMA Band 5 CH4132



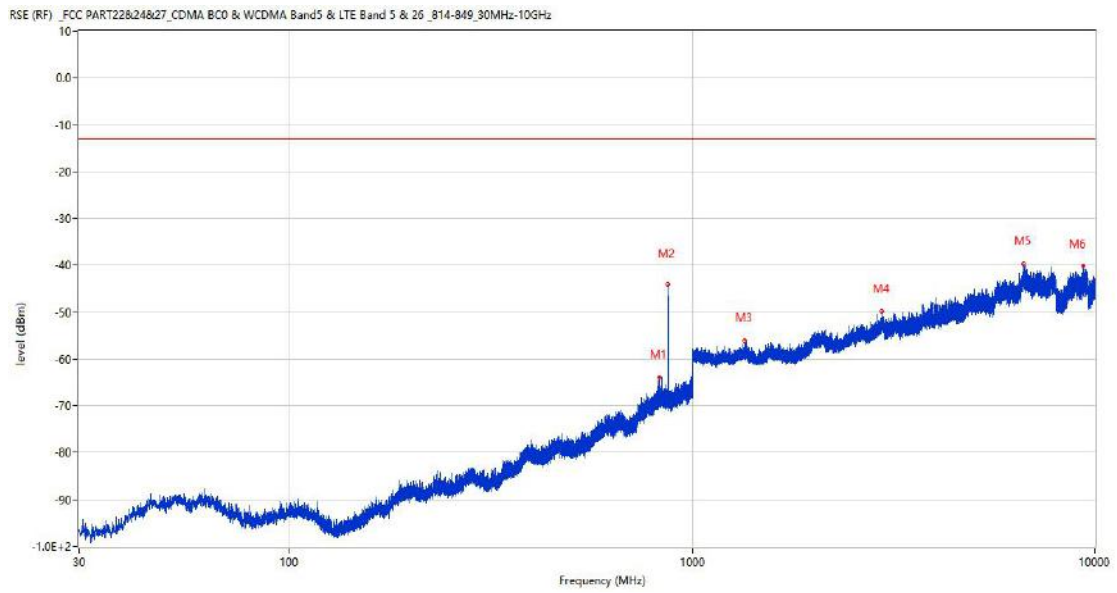
Frequency (MHz)	Result (dBm)	Factor (dB)	PK Limit (dBm)	Over Limit (dB)	Table (o)	ANT	EUT	Verdict
109.637	-76.65	-18.51	-13.0	-63.65	211.00	Horizontal	Vertical	Pass
828.164	-58.89	4.44	-13.0	-45.89	161.00	Horizontal	Vertical	N/A
872.106	-39.68	4.30	-13.0	-26.68	0.00	Horizontal	Vertical	N/A
2094.100	-53.77	-0.48	-13.0	-40.77	179.00	Horizontal	Vertical	Pass
4054.500	-47.15	9.34	-13.0	-34.15	110.00	Horizontal	Vertical	Pass
6700.250	-39.63	15.32	-13.0	-26.63	161.00	Horizontal	Vertical	Pass

RSE-V&V WCDMA Band 5 CH4132



Frequency (MHz)	Result (dBm)	Factor (dB)	PK Limit (dBm)	Over Limit (dB)	Table (o)	ANT	EUT	Verdict
46.199	-68.59	-15.11	-13.0	-55.59	154.00	Vertical	Vertical	Pass
825.497	-54.71	4.33	-13.0	-41.71	176.00	Vertical	Vertical	N/A
869.972	-38.76	4.20	-13.0	-25.76	47.00	Vertical	Vertical	N/A
2098.300	-53.37	-0.15	-13.0	-40.37	260.00	Vertical	Vertical	Pass
3355.250	-49.54	6.47	-13.0	-36.54	69.00	Vertical	Vertical	Pass
7788.250	-39.39	15.61	-13.0	-26.39	202.00	Vertical	Vertical	Pass

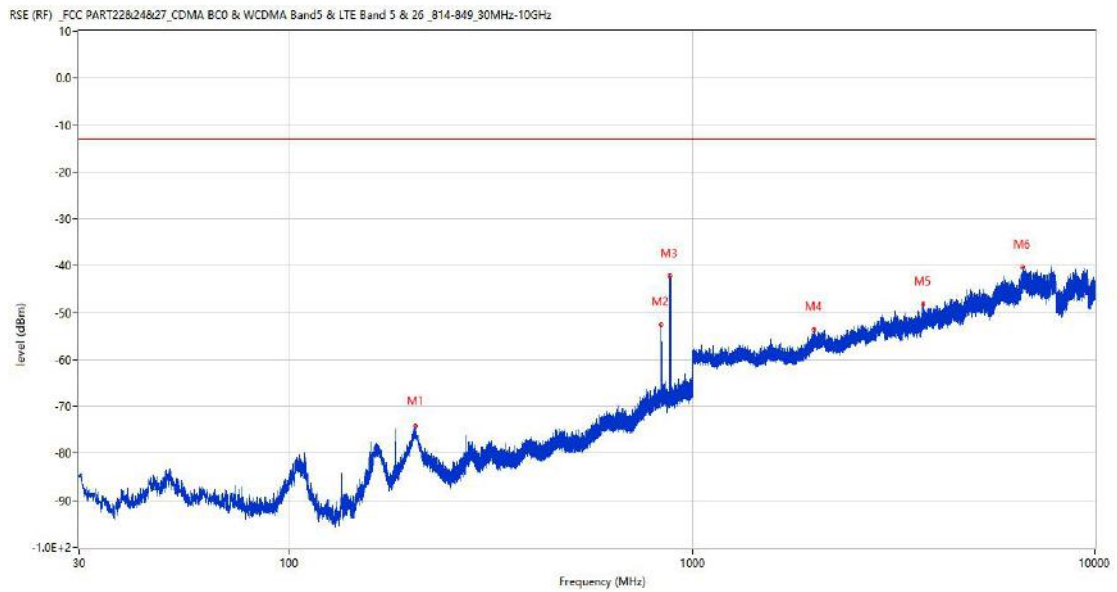
RSE-V&H WCDMA Band 5 CH4132



Frequency (MHz)	Result (dBm)	Factor (dB)	PK Limit (dBm)	Over Limit (dB)	Table (o)	ANT	EUT	Verdict
825.545	-64.04	4.33	-13.0	-51.04	173.00	Vertical	Horizontal	N/A
869.778	-44.16	4.20	-13.0	-31.16	51.00	Vertical	Horizontal	N/A
1350.900	-56.02	-3.68	-13.0	-43.02	1.00	Vertical	Horizontal	Pass
2961.100	-49.78	4.64	-13.0	-36.78	291.00	Vertical	Horizontal	Pass
6642.000	-39.73	15.04	-13.0	-26.73	163.00	Vertical	Horizontal	Pass
9349.000	-40.12	14.81	-13.0	-27.12	196.00	Vertical	Horizontal	Pass

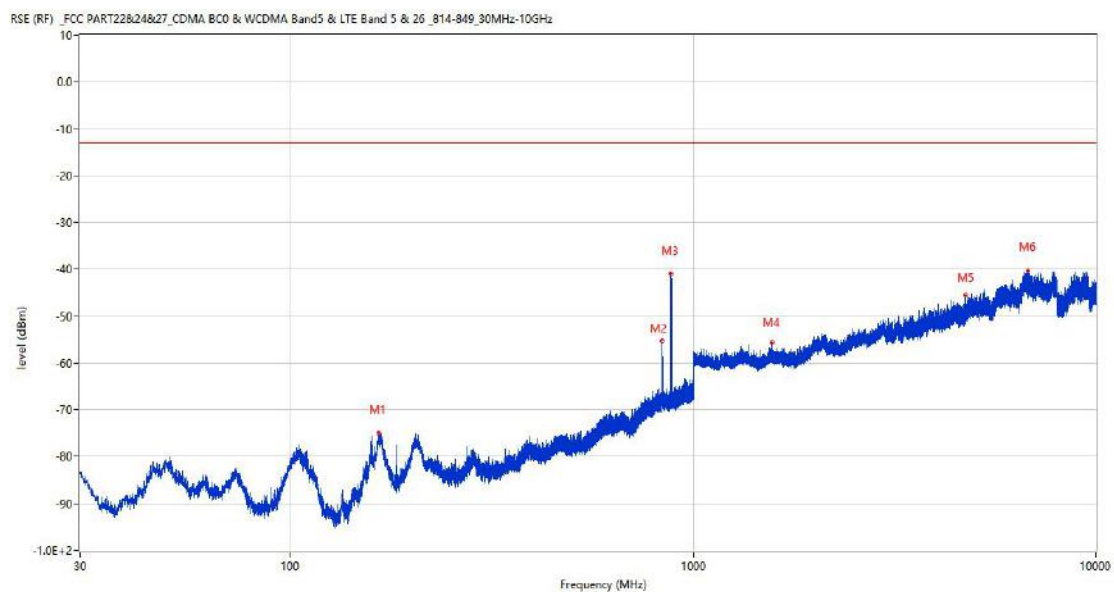
7.2 WCDMA Band 5 Middle Channel

RSE-H&H WCDMA Band 5 CH4182



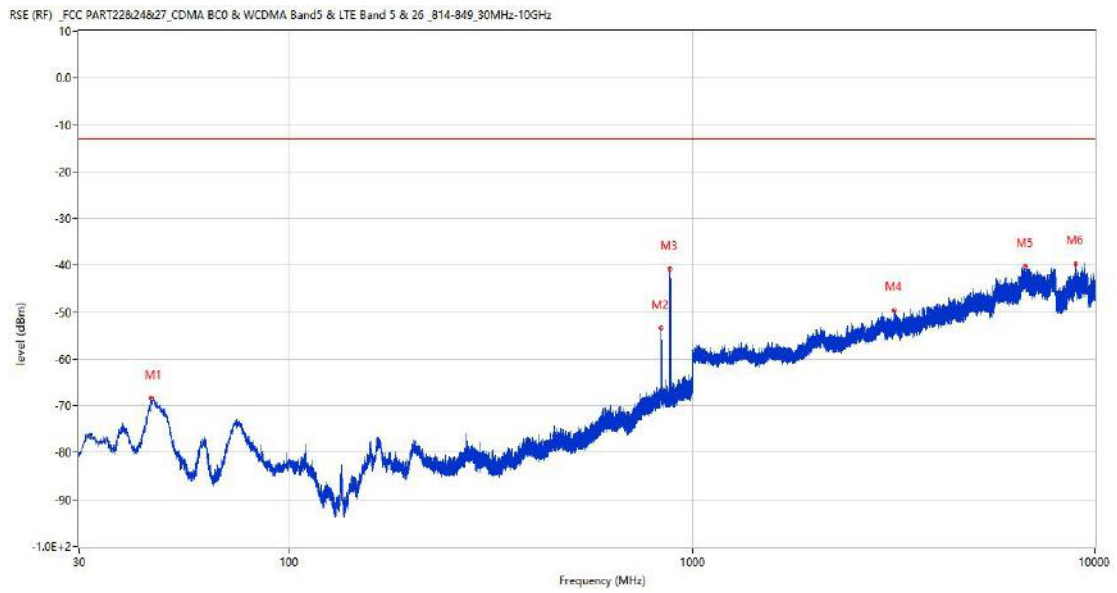
Frequency (MHz)	Result (dBm)	Factor (dB)	PK Limit (dBm)	Over Limit (dB)	Table (o)	ANT	EUT	Verdict
204.746	-74.12	-13.60	-13.0	-61.12	238.00	Horizontal	Horizontal	Pass
837.574	-52.52	4.82	-13.0	-39.52	242.00	Horizontal	Horizontal	N/A
879.914	-42.18	4.20	-13.0	-29.18	108.00	Horizontal	Horizontal	N/A
2009.100	-53.60	-1.48	-13.0	-40.60	149.00	Horizontal	Horizontal	Pass
3755.250	-48.30	8.27	-13.0	-35.30	28.00	Horizontal	Horizontal	Pass
6615.250	-40.40	14.49	-13.0	-27.40	333.00	Horizontal	Horizontal	Pass

RSE-H&V WCDMA Band 5 CH4182



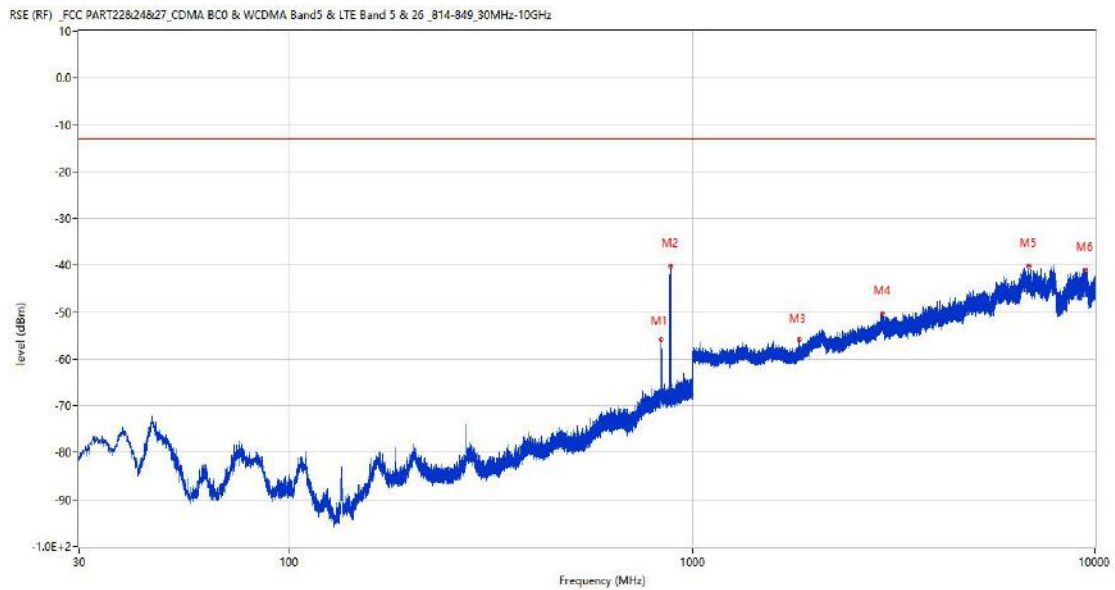
Frequency (MHz)	Result (dBm)	Factor (dB)	PK Limit (dBm)	Over Limit (dB)	Table (o)	ANT	EUT	Verdict
165.460	-74.87	-17.75	-13.0	-61.87	189.00	Horizontal	Vertical	Pass
837.137	-55.32	4.80	-13.0	-42.32	159.00	Horizontal	Vertical	N/A
880.205	-41.00	4.19	-13.0	-28.00	9.00	Horizontal	Vertical	N/A
1569.900	-55.75	-3.80	-13.0	-42.75	90.00	Horizontal	Vertical	Pass
4758.000	-45.44	10.07	-13.0	-32.44	316.00	Horizontal	Vertical	Pass
6786.000	-40.26	14.39	-13.0	-27.26	3.00	Horizontal	Vertical	Pass

RSE-V&V WCDMA Band 5 CH4182



Frequency (MHz)	Result (dBm)	Factor (dB)	PK Limit (dBm)	Over Limit (dB)	Table (o)	ANT	EUT	Verdict
45.278	-68.33	-15.36	-13.0	-55.33	147.00	Vertical	Vertical	Pass
836.555	-53.31	4.77	-13.0	-40.31	178.00	Vertical	Vertical	N/A
880.593	-40.77	4.18	-13.0	-27.77	44.00	Vertical	Vertical	N/A
3181.000	-49.59	6.07	-13.0	-36.59	102.00	Vertical	Vertical	Pass
6733.250	-40.11	15.14	-13.0	-27.11	135.00	Vertical	Vertical	Pass
8947.000	-39.69	13.59	-13.0	-26.69	195.00	Vertical	Vertical	Pass

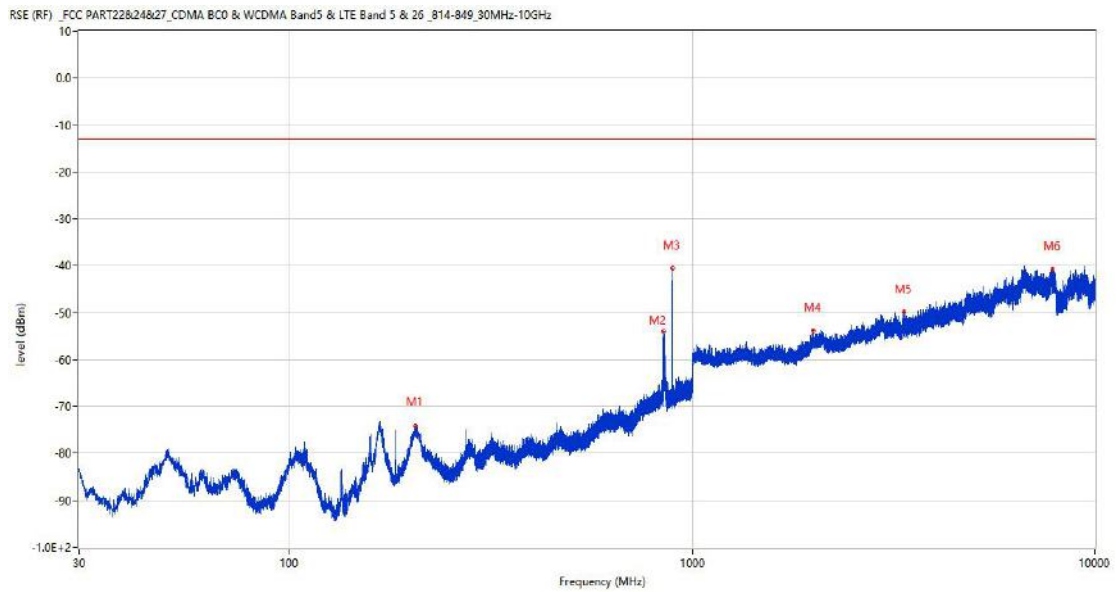
RSE-V&H WCDMA Band 5 CH4182



Frequency (MHz)	Result (dBm)	Factor (dB)	PK Limit (dBm)	Over Limit (dB)	Table (o)	ANT	EUT	Verdict
837.622	-55.97	4.82	-13.0	-42.97	191.00	Vertical	Horizontal	N/A
882.436	-40.09	4.17	-13.0	-27.09	41.00	Vertical	Horizontal	N/A
1844.800	-55.79	-4.21	-13.0	-42.79	194.00	Vertical	Horizontal	Pass
2966.700	-50.27	4.58	-13.0	-37.27	245.00	Vertical	Horizontal	Pass
6857.000	-40.12	14.19	-13.0	-27.12	299.00	Vertical	Horizontal	Pass
9451.300	-40.88	14.18	-13.0	-27.88	225.00	Vertical	Horizontal	Pass

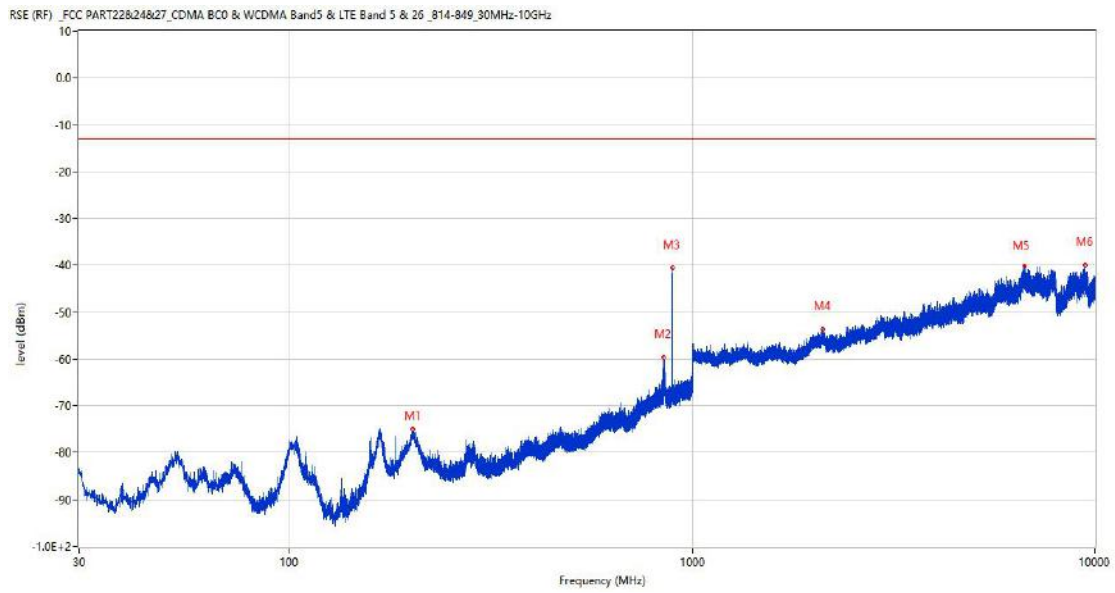
7.3 WCDMA Band 5 High Channel

RSE-H&H WCDMA Band 5 CH4233



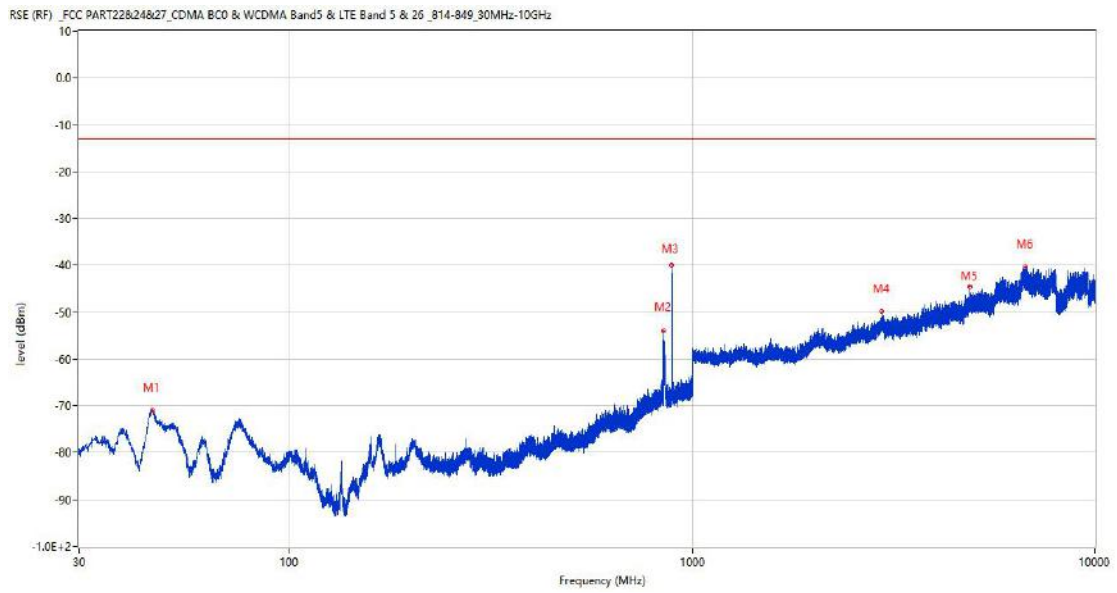
Frequency (MHz)	Result (dBm)	Factor (dB)	PK Limit (dBm)	Over Limit (dB)	Table (o)	ANT	EUT	Verdict
204.842	-74.02	-13.58	-13.0	-61.02	248.00	Horizontal	Horizontal	Pass
847.758	-53.94	4.88	-13.0	-40.94	264.00	Horizontal	Horizontal	N/A
890.536	-40.49	4.58	-13.0	-27.49	114.00	Horizontal	Horizontal	N/A
1999.900	-53.84	-1.65	-13.0	-40.84	334.00	Horizontal	Horizontal	Pass
3358.500	-49.90	6.70	-13.0	-36.90	253.00	Horizontal	Horizontal	Pass
7867.250	-40.80	14.71	-13.0	-27.80	236.00	Horizontal	Horizontal	Pass

RSE-H&V WCDMA Band 5 CH4233



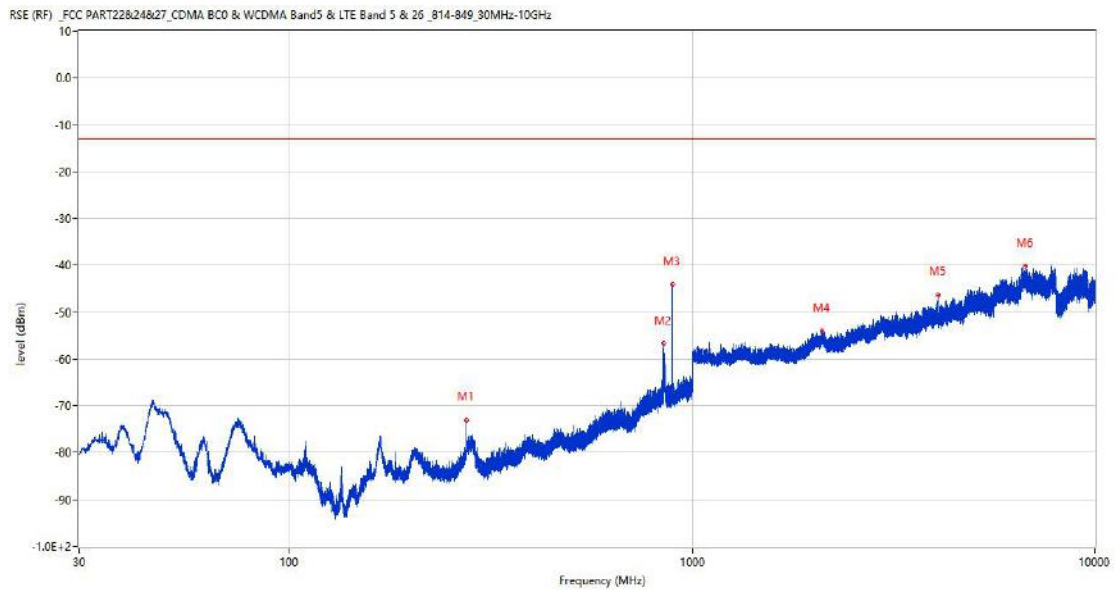
Frequency (MHz)	Result (dBm)	Factor (dB)	PK Limit (dBm)	Over Limit (dB)	Table (o)	ANT	EUT	Verdict
202.223	-74.97	-14.09	-13.0	-61.97	85.00	Horizontal	Vertical	Pass
848.049	-59.53	4.88	-13.0	-46.53	156.00	Horizontal	Vertical	N/A
893.154	-40.64	4.58	-13.0	-27.64	115.00	Horizontal	Vertical	N/A
2111.400	-53.55	-0.41	-13.0	-40.55	185.00	Horizontal	Vertical	Pass
6687.500	-40.06	14.59	-13.0	-27.06	180.00	Horizontal	Vertical	Pass
9447.099	-40.00	14.18	-13.0	-27.00	107.00	Horizontal	Vertical	Pass

RSE-V&V WCDMA Band 5 CH4233



Frequency (MHz)	Result (dBm)	Factor (dB)	PK Limit (dBm)	Over Limit (dB)	Table (o)	ANT	EUT	Verdict
45.471	-71.09	-15.23	-13.0	-58.09	172.00	Vertical	Vertical	Pass
848.098	-53.94	4.88	-13.0	-40.94	197.00	Vertical	Vertical	N/A
890.002	-40.00	4.58	-13.0	-27.00	47.00	Vertical	Vertical	N/A
2954.100	-49.93	4.16	-13.0	-36.93	188.00	Vertical	Vertical	Pass
4893.000	-44.40	10.77	-13.0	-31.40	119.00	Vertical	Vertical	Pass
6717.500	-40.24	15.57	-13.0	-27.24	103.00	Vertical	Vertical	Pass

RSE-V&H WCDMA Band 5 CH4233



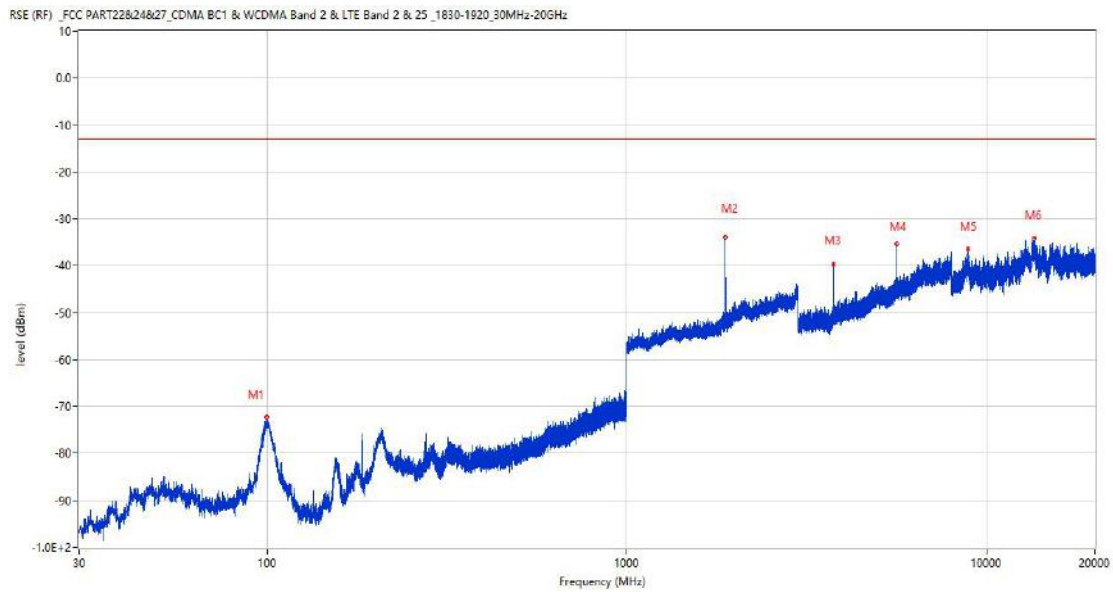
Frequency (MHz)	Result (dBm)	Factor (dB)	PK Limit (dBm)	Over Limit (dB)	Table (o)	ANT	EUT	Verdict
275.022	-72.98	-11.85	-13.0	-59.98	339.00	Vertical	Horizontal	Pass
848.001	-56.79	4.88	-13.0	-43.79	185.00	Vertical	Horizontal	N/A
892.912	-44.05	4.57	-13.0	-31.05	46.00	Vertical	Horizontal	N/A
2098.800	-53.93	-0.10	-13.0	-40.93	336.00	Vertical	Horizontal	Pass
4073.000	-46.24	8.91	-13.0	-33.24	231.00	Vertical	Horizontal	Pass
6717.500	-40.11	15.57	-13.0	-27.11	82.00	Vertical	Horizontal	Pass

LTE

8 LTE Band 2

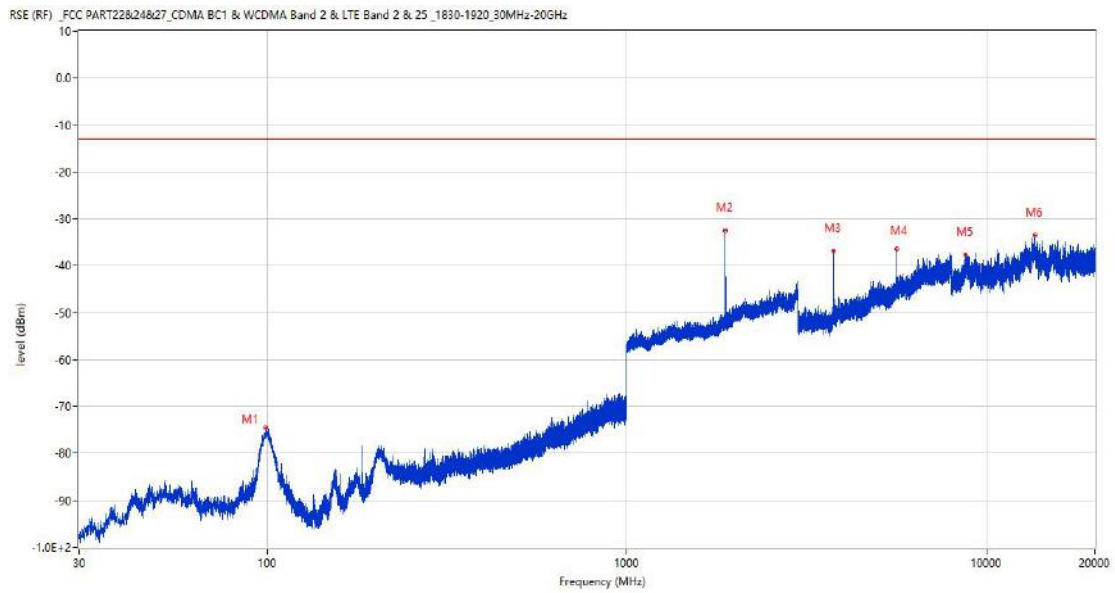
8.1 LTE Band 2 BW1.4, Middle Channel

RSE-H&H LTE Band 2 BW1.4 CH18900



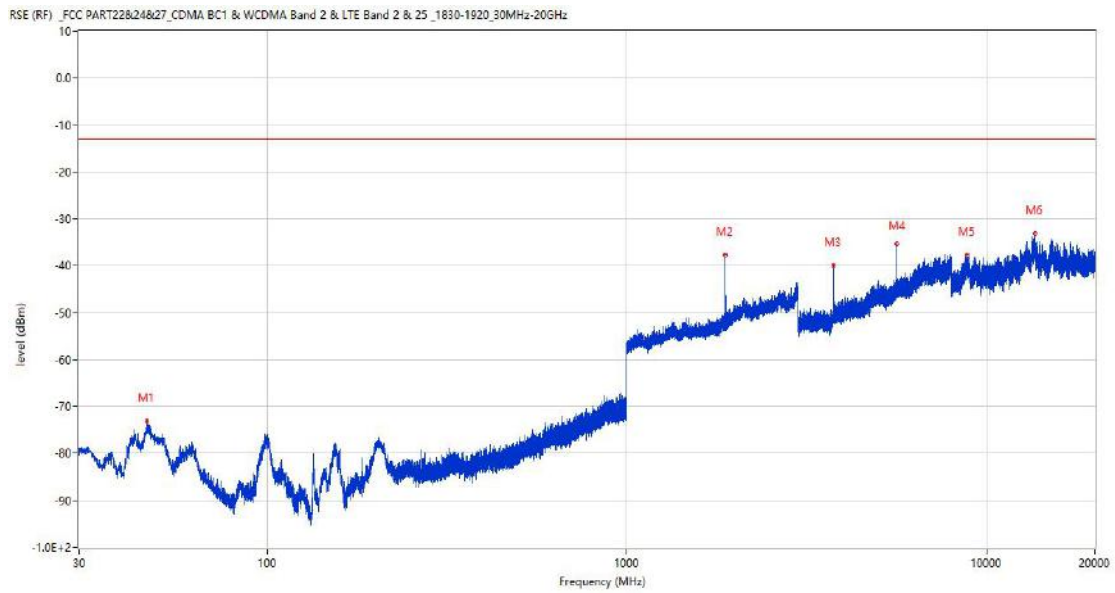
Frequency (MHz)	Result (dBm)	Factor (dB)	PK Limit (dBm)	Over Limit (dB)	Table (o)	ANT	EUT	Verdict
99.452	-72.31	-18.65	-13.0	-59.31	158.00	Horizontal	Horizontal	Pass
1880.400	-33.94	2.76	-13.0	-20.94	343.00	Horizontal	Horizontal	N/A
3759.750	-39.63	9.21	-13.0	-26.63	104.00	Horizontal	Horizontal	Pass
5639.250	-35.29	13.53	-13.0	-22.29	360.00	Horizontal	Horizontal	Pass
8861.650	-36.40	20.22	-13.0	-23.40	298.00	Horizontal	Horizontal	Pass
13582.662	-34.06	24.99	-13.0	-21.06	169.00	Horizontal	Horizontal	Pass

RSE-H&V LTE Band 2 BW1.4 CH18900



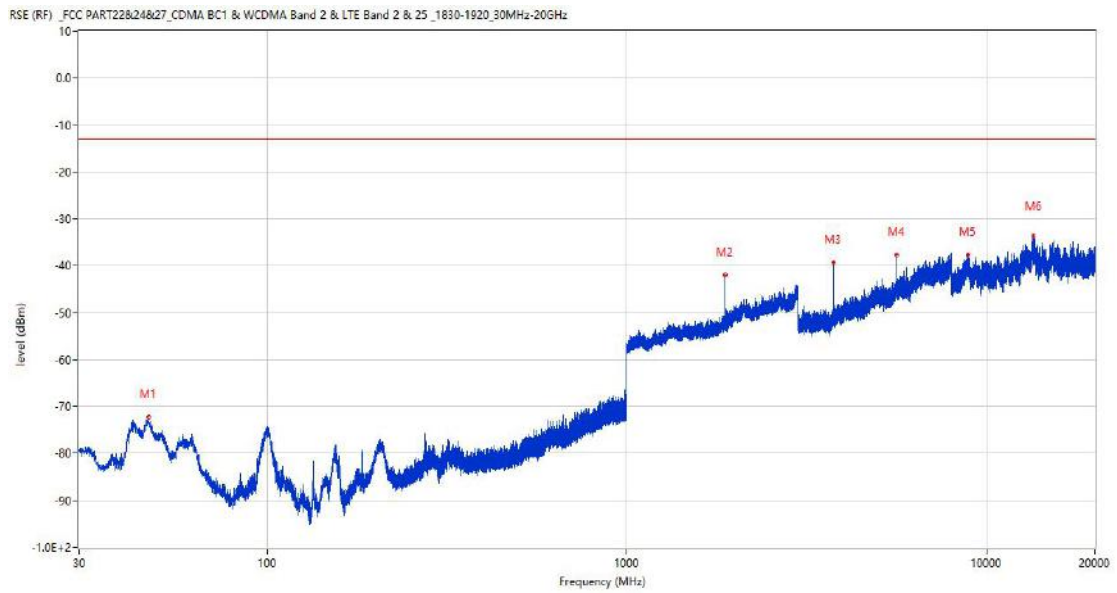
Frequency (MHz)	Result (dBm)	Factor (dB)	PK Limit (dBm)	Over Limit (dB)	Table (o)	ANT	EUT	Verdict
99.258	-74.56	-18.66	-13.0	-61.56	200.00	Horizontal	Vertical	Pass
1880.400	-32.46	2.76	-13.0	-19.46	203.00	Horizontal	Vertical	N/A
3759.750	-36.77	9.21	-13.0	-23.77	144.00	Horizontal	Vertical	Pass
5639.500	-36.41	13.55	-13.0	-23.41	247.00	Horizontal	Vertical	Pass
8730.787	-37.61	19.06	-13.0	-24.61	169.00	Horizontal	Vertical	Pass
13600.787	-33.53	24.87	-13.0	-20.53	346.00	Horizontal	Vertical	Pass

RSE-V&V LTE Band 2 BW1.4 CH18900



Frequency (MHz)	Result (dBm)	Factor (dB)	PK Limit (dBm)	Over Limit (dB)	Table (o)	ANT	EUT	Verdict
46.296	-73.07	-17.17	-13.0	-60.07	31.00	Vertical	Vertical	Pass
1880.400	-37.67	2.76	-13.0	-24.67	90.00	Vertical	Vertical	N/A
3759.750	-39.87	9.21	-13.0	-26.87	62.00	Vertical	Vertical	Pass
5639.250	-35.33	13.53	-13.0	-22.33	238.00	Vertical	Vertical	Pass
8824.362	-37.66	19.94	-13.0	-24.66	124.00	Vertical	Vertical	Pass
13597.887	-33.01	24.88	-13.0	-20.01	214.00	Vertical	Vertical	Pass

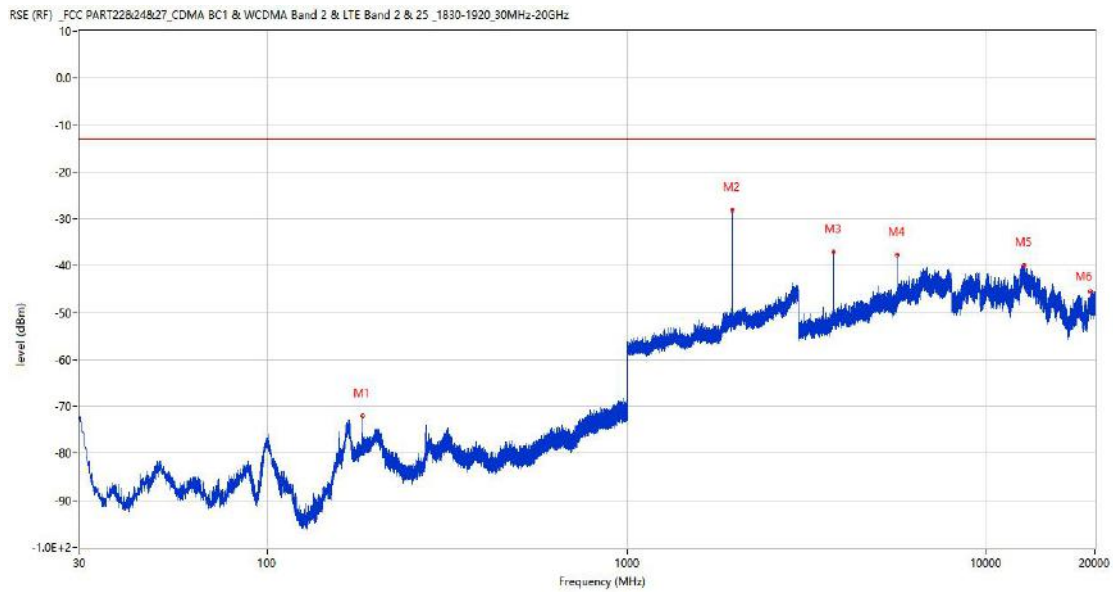
RSE-V&H LTE Band 2 BW1.4 CH18900



Frequency (MHz)	Result (dBm)	Factor (dB)	PK Limit (dBm)	Over Limit (dB)	Table (o)	ANT	EUT	Verdict
46.830	-72.23	-17.04	-13.0	-59.23	66.00	Vertical	Horizontal	Pass
1880.400	-42.01	2.76	-13.0	-29.01	77.00	Vertical	Horizontal	N/A
3759.750	-39.37	9.21	-13.0	-26.37	248.00	Vertical	Horizontal	Pass
5639.500	-37.74	13.55	-13.0	-24.74	301.00	Vertical	Horizontal	Pass
8879.462	-37.66	20.00	-13.0	-24.66	2.00	Vertical	Horizontal	Pass
13476.813	-33.73	24.20	-13.0	-20.73	124.00	Vertical	Horizontal	Pass

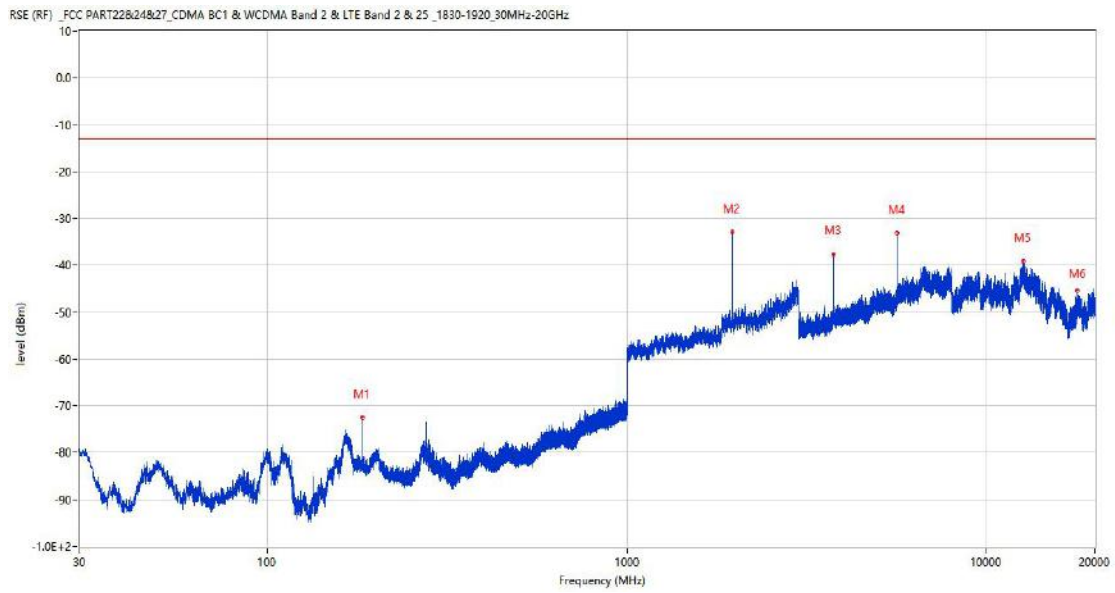
8.2 LTE Band 2 BW3, Middle Channel

RSE-H&H LTE Band 2 BW3 CH18900



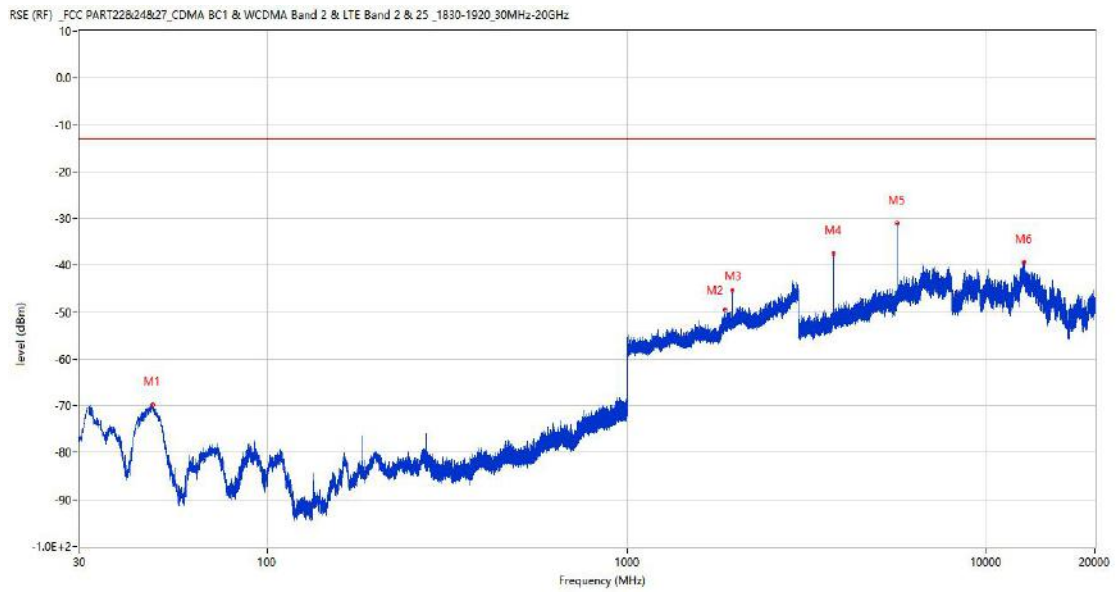
Frequency (MHz)	Result (dBm)	Factor (dB)	PK Limit (dBm)	Over Limit (dB)	Table (o)	ANT	EUT	Verdict
183.648	-72.03	-17.35	-13.0	-59.03	159.00	Horizontal	Horizontal	Pass
1959.400	-28.21	2.75	-13.0	-15.21	57.00	Horizontal	Horizontal	N/A
3756.250	-37.10	8.41	-13.0	-24.10	167.00	Horizontal	Horizontal	Pass
5634.000	-37.64	11.57	-13.0	-24.64	328.00	Horizontal	Horizontal	Pass
12703.925	-39.95	16.50	-13.0	-26.95	335.00	Horizontal	Horizontal	Pass
19484.525	-45.56	10.71	-13.0	-32.56	312.00	Horizontal	Horizontal	Pass

RSE-H&V LTE Band 2 BW3 CH18900



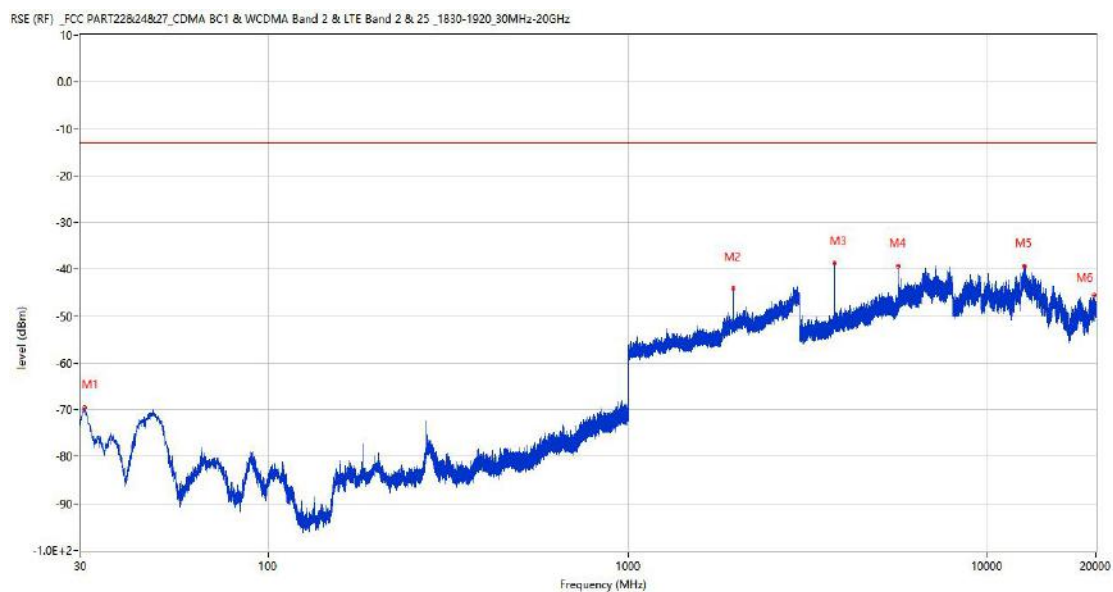
Frequency (MHz)	Result (dBm)	Factor (dB)	PK Limit (dBm)	Over Limit (dB)	Table (o)	ANT	EUT	Verdict
183.890	-72.41	-17.28	-13.0	-59.41	265.00	Horizontal	Vertical	Pass
1960.600	-32.91	2.80	-13.0	-19.91	75.00	Horizontal	Vertical	N/A
3758.000	-37.57	8.57	-13.0	-24.57	360.00	Horizontal	Vertical	Pass
5636.750	-33.16	11.51	-13.0	-20.16	216.00	Horizontal	Vertical	Pass
12672.099	-39.11	16.05	-13.0	-26.11	249.00	Horizontal	Vertical	Pass
17911.276	-45.29	10.96	-13.0	-32.29	360.00	Horizontal	Vertical	Pass

RSE-V&V LTE Band 2 BW3 CH18900



Frequency (MHz)	Result (dBm)	Factor (dB)	PK Limit (dBm)	Over Limit (dB)	Table (o)	ANT	EUT	Verdict
47.848	-69.83	-17.07	-13.0	-56.83	237.00	Vertical	Vertical	Pass
1879.600	-49.51	2.79	-13.0	-36.51	360.00	Vertical	Vertical	N/A
1961.700	-45.23	3.06	-13.0	-32.23	133.00	Vertical	Vertical	N/A
3758.000	-37.40	8.57	-13.0	-24.40	332.00	Vertical	Vertical	Pass
5636.750	-31.09	11.51	-13.0	-18.09	188.00	Vertical	Vertical	Pass
12711.287	-39.38	16.42	-13.0	-26.38	327.00	Vertical	Vertical	Pass

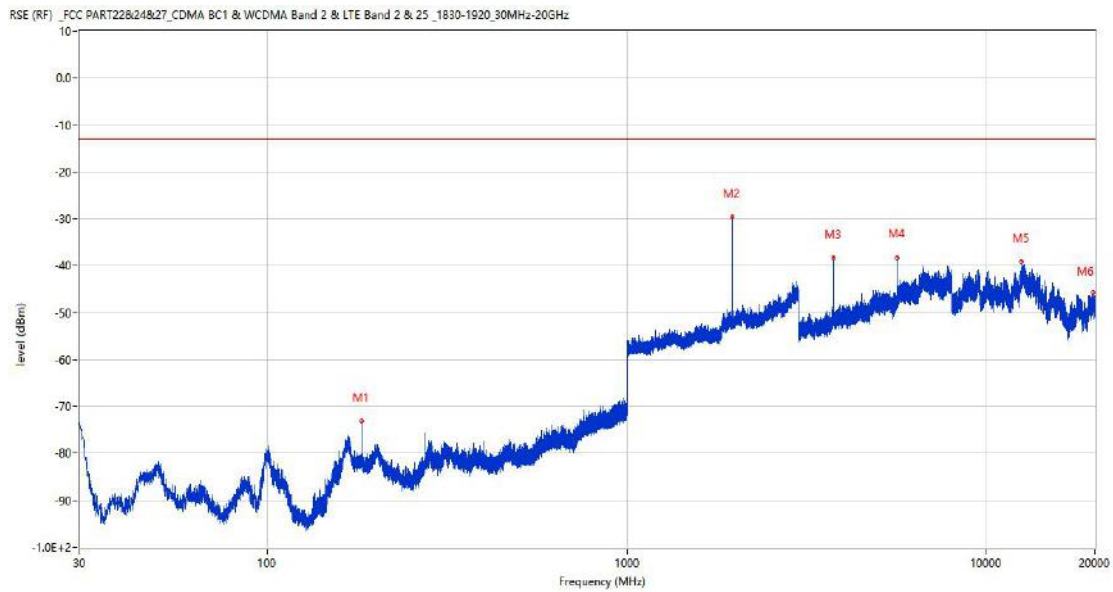
RSE-V&H LTE Band 2 BW3 CH18900



Frequency (MHz)	Result (dBm)	Factor (dB)	PK Limit (dBm)	Over Limit (dB)	Table (o)	ANT	EUT	Verdict
30.825	-69.55	-24.21	-13.0	-56.55	232.00	Vertical	Horizontal	Pass
1960.500	-43.97	2.80	-13.0	-30.97	230.00	Vertical	Horizontal	N/A
3756.250	-38.75	8.41	-13.0	-25.75	257.00	Vertical	Horizontal	Pass
5634.250	-39.39	11.54	-13.0	-26.39	213.00	Vertical	Horizontal	Pass
12675.188	-39.33	16.11	-13.0	-26.33	360.00	Vertical	Horizontal	Pass
19760.386	-45.52	10.85	-13.0	-32.52	4.00	Vertical	Horizontal	Pass

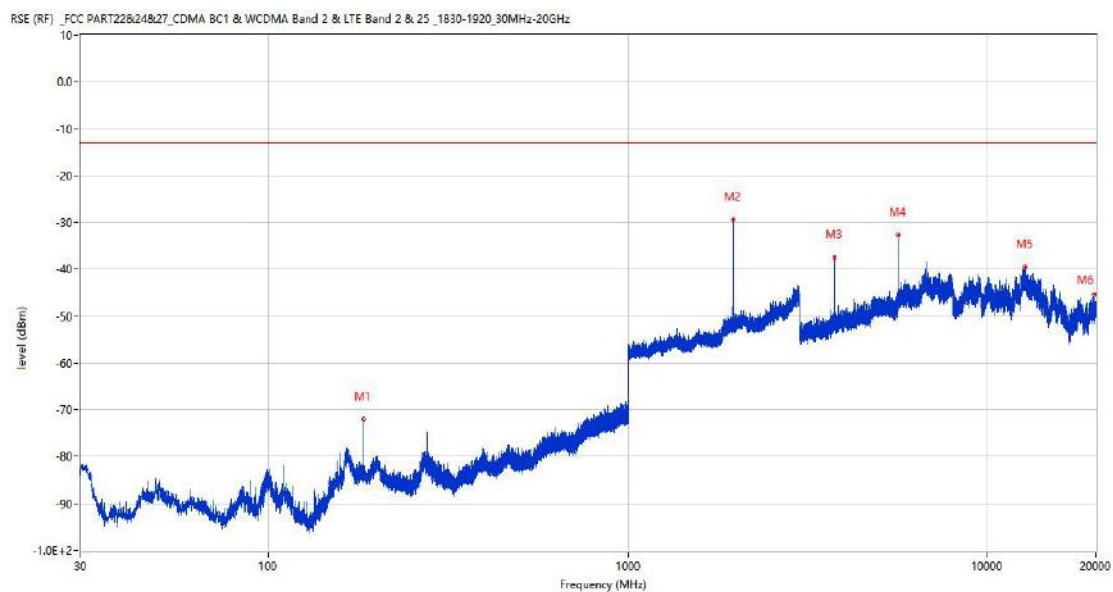
8.3 LTE Band 2 BW5, Middle Channel

RSE-H&H LTE Band 2 BW5 CH18900



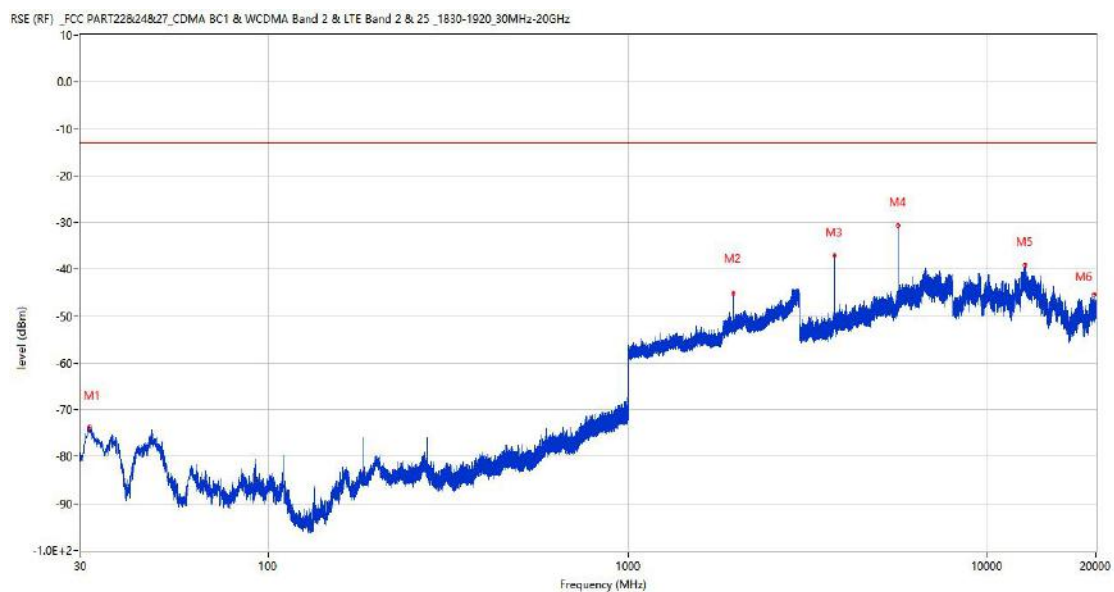
Frequency (MHz)	Result (dBm)	Factor (dB)	PK Limit (dBm)	Over Limit (dB)	Table (o)	ANT	EUT	Verdict
183.260	-73.15	-17.39	-13.0	-60.15	297.00	Horizontal	Horizontal	Pass
1959.700	-29.56	2.77	-13.0	-16.56	60.00	Horizontal	Horizontal	N/A
3756.250	-38.31	8.41	-13.0	-25.31	168.00	Horizontal	Horizontal	Pass
5634.250	-38.32	11.54	-13.0	-25.32	360.00	Horizontal	Horizontal	Pass
12510.125	-39.02	15.45	-13.0	-26.02	98.00	Horizontal	Horizontal	Pass
19747.338	-45.73	10.84	-13.0	-32.73	41.00	Horizontal	Horizontal	Pass

RSE-H&V LTE Band 2 BW5 CH18900



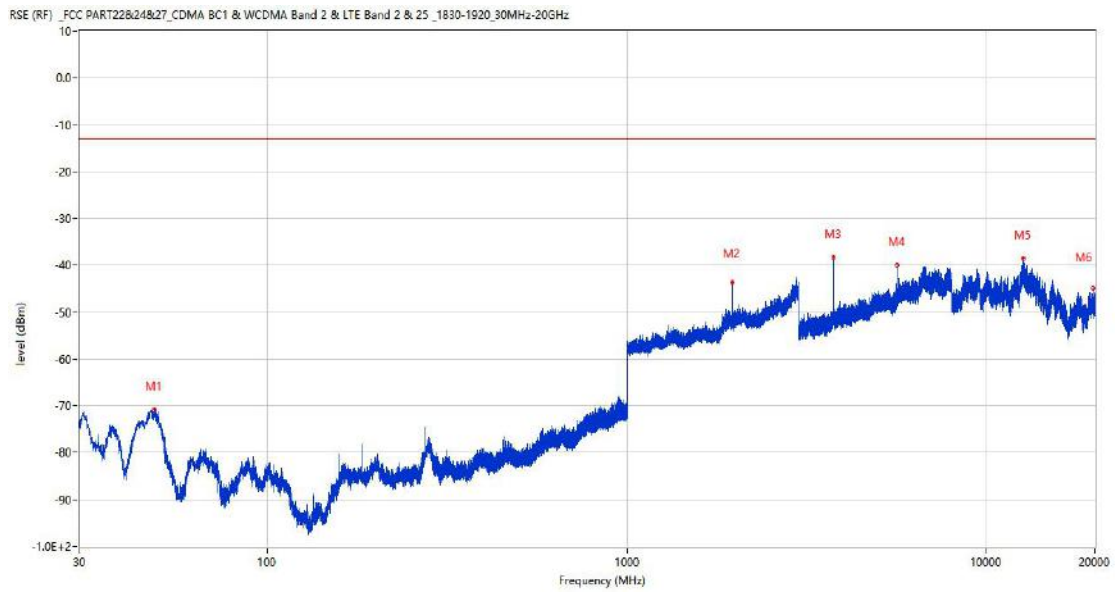
Frequency (MHz)	Result (dBm)	Factor (dB)	PK Limit (dBm)	Over Limit (dB)	Table (o)	ANT	EUT	Verdict
183.745	-72.07	-17.33	-13.0	-59.07	296.00	Horizontal	Vertical	Pass
1959.700	-29.44	2.77	-13.0	-16.44	261.00	Horizontal	Vertical	N/A
3756.250	-37.53	8.41	-13.0	-24.53	23.00	Horizontal	Vertical	Pass
5634.000	-32.77	11.57	-13.0	-19.77	189.00	Horizontal	Vertical	Pass
12692.763	-39.47	16.41	-13.0	-26.47	32.00	Horizontal	Vertical	Pass
19750.963	-45.32	10.84	-13.0	-32.32	17.00	Horizontal	Vertical	Pass

RSE-V&V LTE Band 2 BW5 CH18900



Frequency (MHz)	Result (dBm)	Factor (dB)	PK Limit (dBm)	Over Limit (dB)	Table (o)	ANT	EUT	Verdict
31.698	-73.76	-24.46	-13.0	-60.76	253.00	Vertical	Vertical	Pass
1959.100	-45.14	2.75	-13.0	-32.14	115.00	Vertical	Vertical	N/A
3756.250	-37.04	8.41	-13.0	-24.04	335.00	Vertical	Vertical	Pass
5634.000	-30.57	11.57	-13.0	-17.57	225.00	Vertical	Vertical	Pass
12699.412	-39.08	16.53	-13.0	-26.08	66.00	Vertical	Vertical	Pass
19744.438	-45.26	10.84	-13.0	-32.26	58.00	Vertical	Vertical	Pass

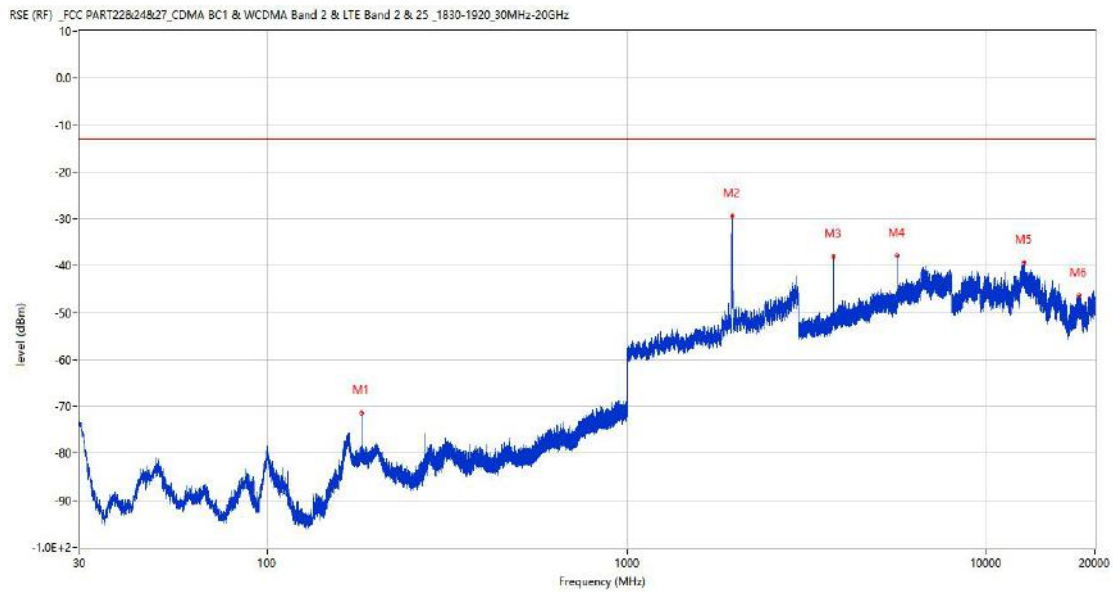
RSE-V&H LTE Band 2 BW5 CH18900



Frequency (MHz)	Result (dBm)	Factor (dB)	PK Limit (dBm)	Over Limit (dB)	Table (o)	ANT	EUT	Verdict
48.430	-70.87	-17.23	-13.0	-57.87	208.00	Vertical	Horizontal	Pass
1961.500	-43.66	2.98	-13.0	-30.66	232.00	Vertical	Horizontal	N/A
3756.250	-38.29	8.41	-13.0	-25.29	215.00	Vertical	Horizontal	Pass
5634.000	-39.96	11.57	-13.0	-26.96	261.00	Vertical	Horizontal	Pass
12673.287	-38.50	16.08	-13.0	-25.50	77.00	Vertical	Horizontal	Pass
19731.386	-44.91	10.83	-13.0	-31.91	31.00	Vertical	Horizontal	Pass

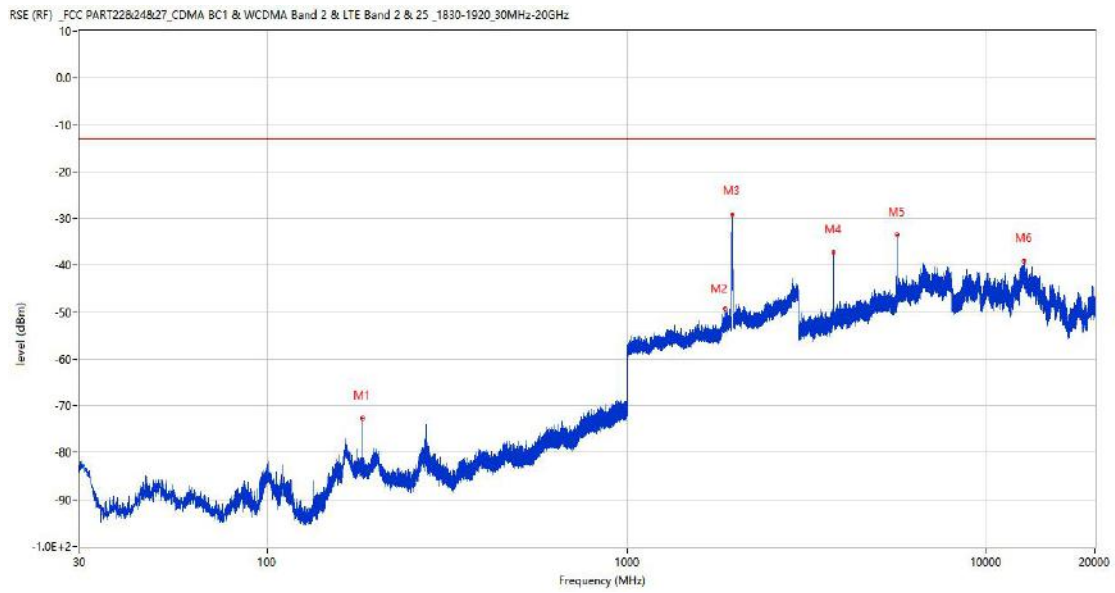
8.4 LTE Band 2 BW10, Middle Channel

RSE-H&H LTE Band 2 BW10 CH18900



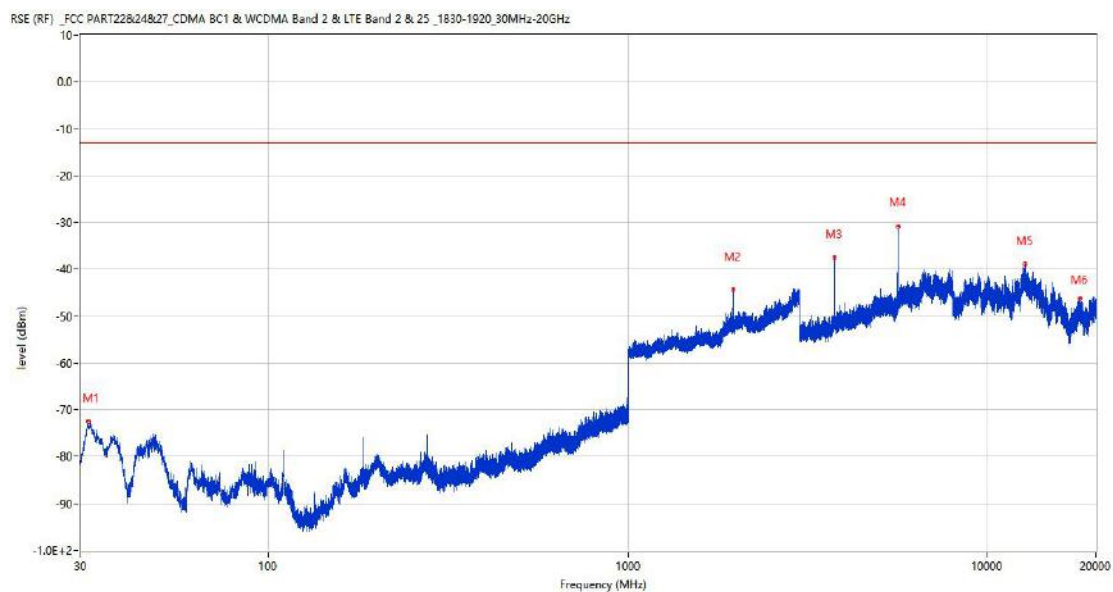
Frequency (MHz)	Result (dBm)	Factor (dB)	PK Limit (dBm)	Over Limit (dB)	Table (o)	ANT	EUT	Verdict
183.260	-71.39	-17.39	-13.0	-58.39	170.00	Horizontal	Horizontal	Pass
1956.900	-29.33	2.85	-13.0	-16.33	70.00	Horizontal	Horizontal	N/A
3751.750	-38.10	8.03	-13.0	-25.10	158.00	Horizontal	Horizontal	Pass
5627.500	-37.91	11.40	-13.0	-24.91	304.00	Horizontal	Horizontal	Pass
12716.276	-39.32	16.36	-13.0	-26.32	215.00	Horizontal	Horizontal	Pass
18049.749	-46.38	9.96	-13.0	-33.38	48.00	Horizontal	Horizontal	Pass

RSE-H&V LTE Band 2 BW10 CH18900



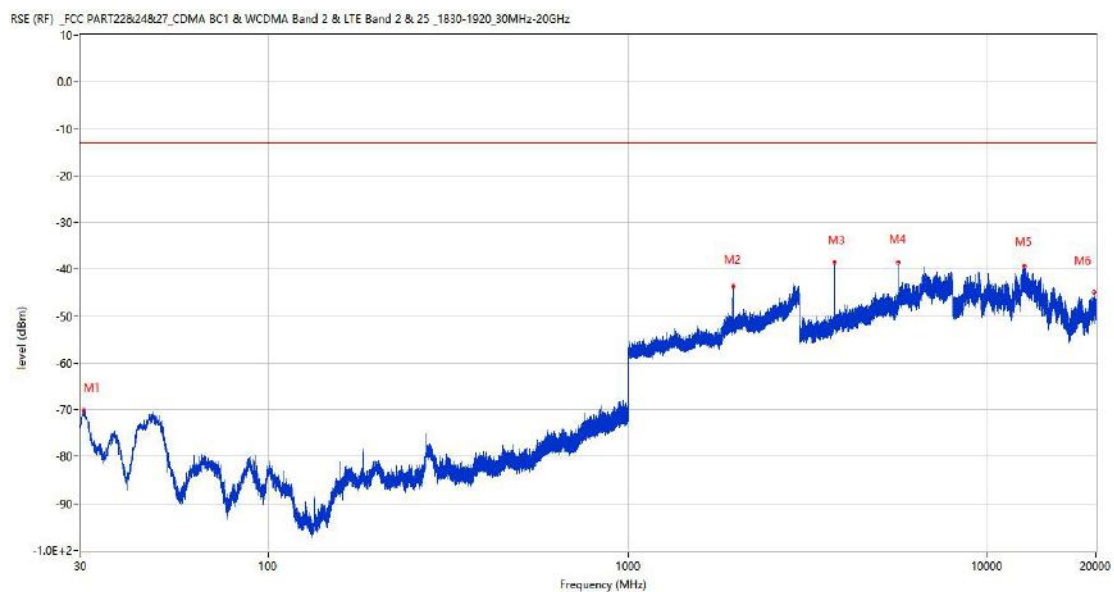
Frequency (MHz)	Result (dBm)	Factor (dB)	PK Limit (dBm)	Over Limit (dB)	Table (o)	ANT	EUT	Verdict
183.842	-72.70	-17.30	-13.0	-59.70	285.00	Horizontal	Vertical	Pass
1876.500	-49.33	2.75	-13.0	-36.33	149.00	Horizontal	Vertical	N/A
1961.400	-29.06	2.94	-13.0	-16.06	266.00	Horizontal	Vertical	N/A
3751.750	-37.29	8.03	-13.0	-24.29	18.00	Horizontal	Vertical	Pass
5627.500	-33.48	11.40	-13.0	-20.48	213.00	Horizontal	Vertical	Pass
12712.237	-39.14	16.41	-13.0	-26.14	158.00	Horizontal	Vertical	Pass

RSE-V&V LTE Band 2 BW10 CH18900



Frequency (MHz)	Result (dBm)	Factor (dB)	PK Limit (dBm)	Over Limit (dB)	Table (o)	ANT	EUT	Verdict
31.601	-72.52	-24.44	-13.0	-59.52	178.00	Vertical	Vertical	Pass
1958.100	-44.32	2.90	-13.0	-31.32	138.00	Vertical	Vertical	N/A
3751.750	-37.39	8.03	-13.0	-24.39	332.00	Vertical	Vertical	Pass
5627.250	-30.73	11.35	-13.0	-17.73	192.00	Vertical	Vertical	Pass
12708.912	-38.95	16.44	-13.0	-25.95	292.00	Vertical	Vertical	Pass
18054.824	-46.23	9.96	-13.0	-33.23	360.00	Vertical	Vertical	Pass

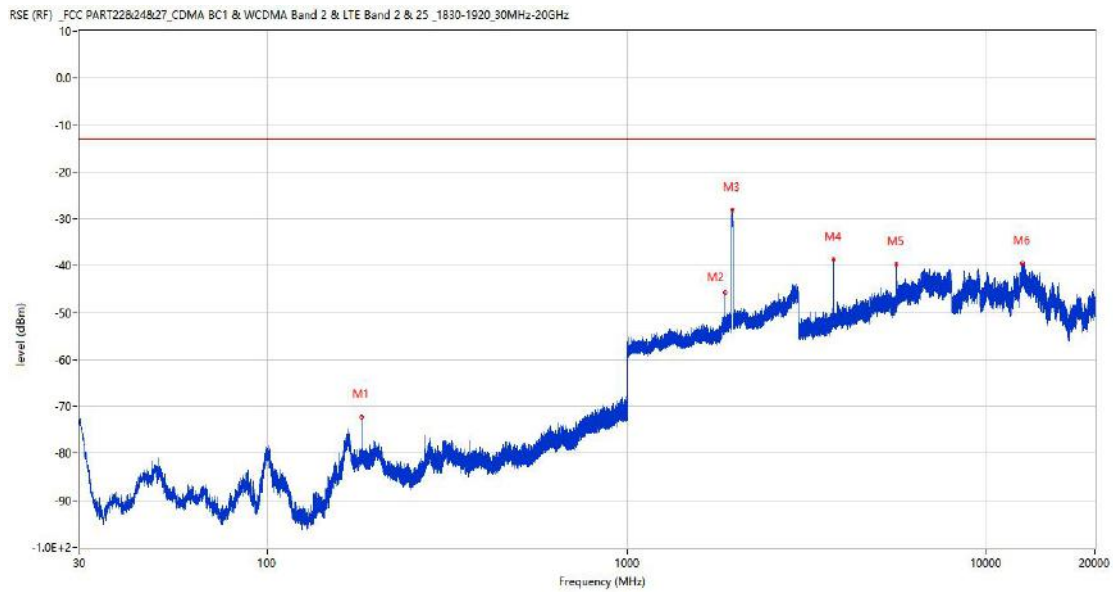
RSE-V&H LTE Band 2 BW10 CH18900



Frequency (MHz)	Result (dBm)	Factor (dB)	PK Limit (dBm)	Over Limit (dB)	Table (o)	ANT	EUT	Verdict
30.679	-70.25	-24.12	-13.0	-57.25	206.00	Vertical	Horizontal	Pass
1957.600	-43.63	3.04	-13.0	-30.63	202.00	Vertical	Horizontal	N/A
3751.750	-38.42	8.03	-13.0	-25.42	223.00	Vertical	Horizontal	Pass
5627.500	-38.45	11.40	-13.0	-25.45	255.00	Vertical	Horizontal	Pass
12674.000	-39.25	16.09	-13.0	-26.25	334.00	Vertical	Horizontal	Pass
19755.676	-44.95	10.85	-13.0	-31.95	86.00	Vertical	Horizontal	Pass

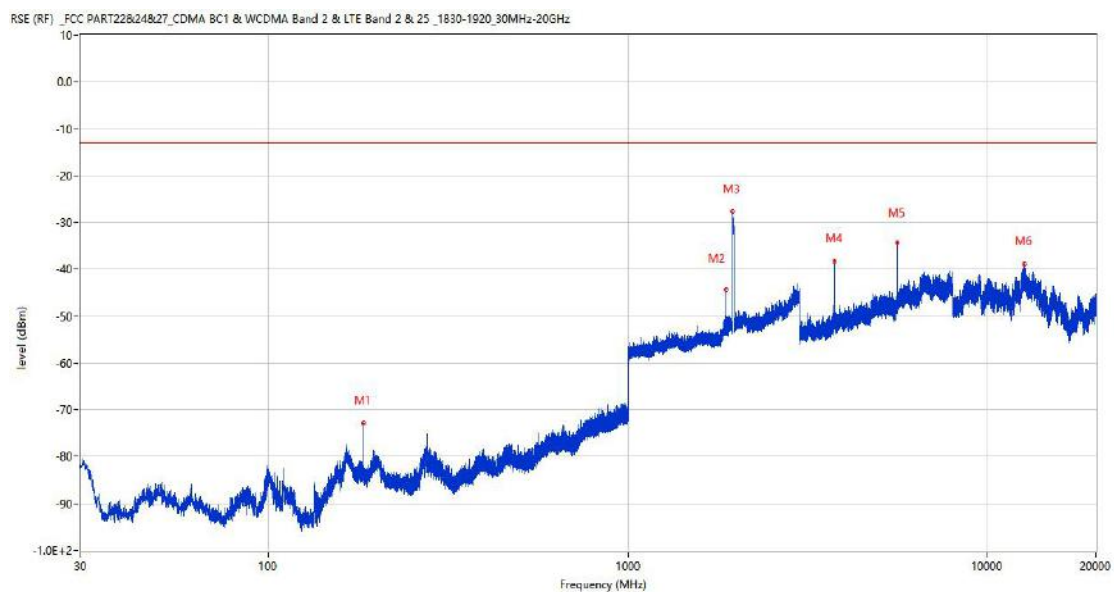
8.5 LTE Band 2 BW15, Middle Channel

RSE-H&H LTE Band 2 BW15 CH18900



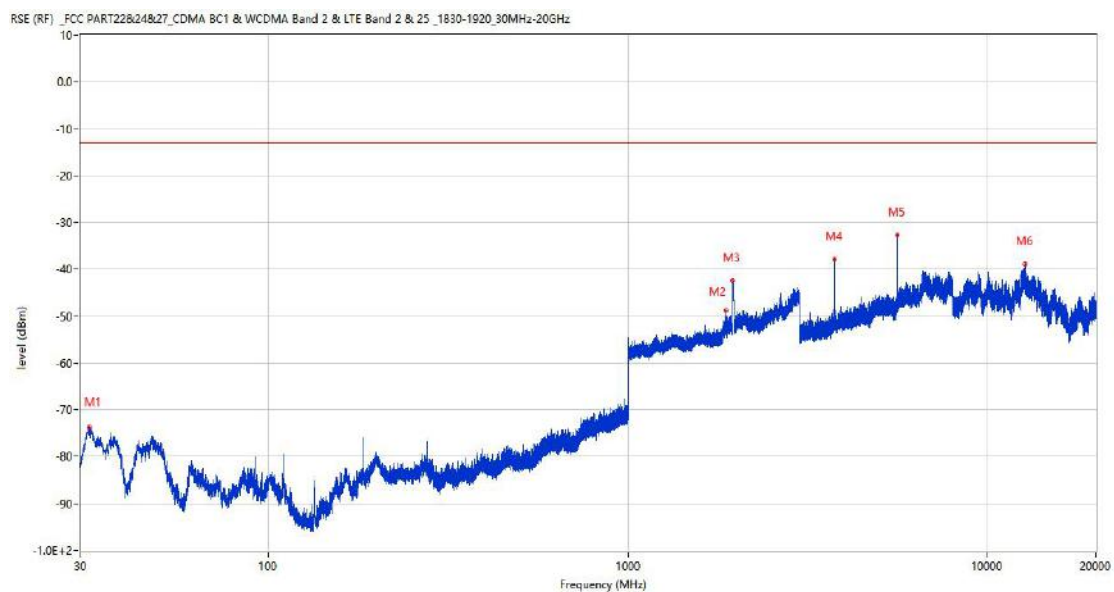
Frequency (MHz)	Result (dBm)	Factor (dB)	PK Limit (dBm)	Over Limit (dB)	Table (o)	ANT	EUT	Verdict
183.260	-72.24	-17.39	-13.0	-59.24	316.00	Horizontal	Horizontal	Pass
1874.300	-45.83	2.73	-13.0	-32.83	308.00	Horizontal	Horizontal	N/A
1966.300	-28.13	3.03	-13.0	-15.13	78.00	Horizontal	Horizontal	N/A
3747.250	-38.77	7.67	-13.0	-25.77	193.00	Horizontal	Horizontal	Pass
5620.750	-39.74	11.22	-13.0	-26.74	312.00	Horizontal	Horizontal	Pass
12589.213	-39.56	15.09	-13.0	-26.56	0.00	Horizontal	Horizontal	Pass

RSE-H&V LTE Band 2 BW15 CH18900



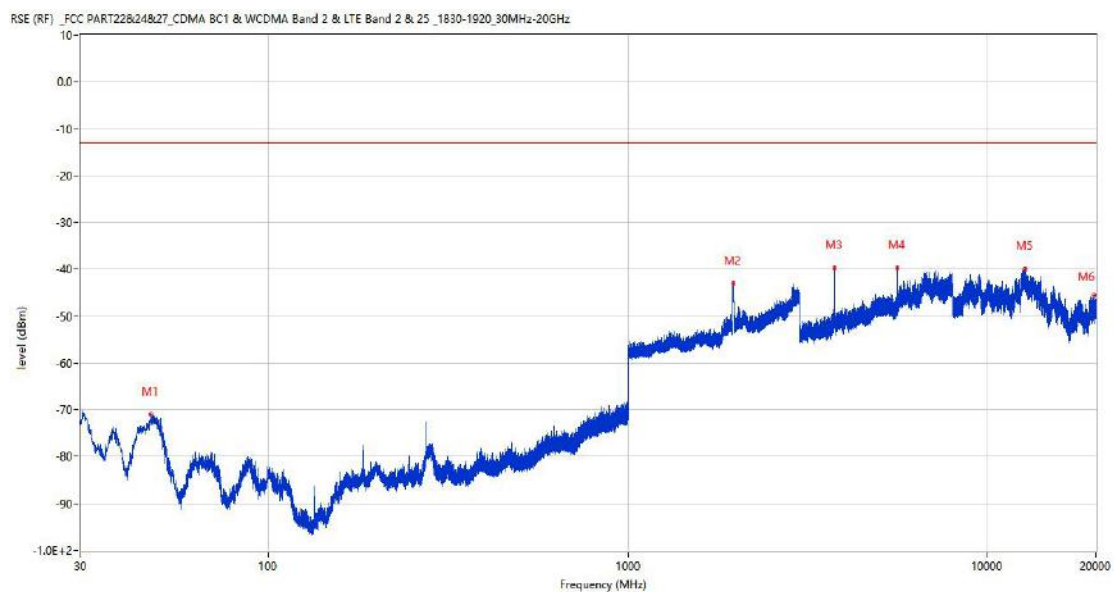
Frequency (MHz)	Result (dBm)	Factor (dB)	PK Limit (dBm)	Over Limit (dB)	Table (o)	ANT	EUT	Verdict
183.794	-72.88	-17.31	-13.0	-59.88	283.00	Horizontal	Vertical	Pass
1874.000	-44.35	2.72	-13.0	-31.35	184.00	Horizontal	Vertical	N/A
1954.600	-27.79	3.06	-13.0	-14.79	257.00	Horizontal	Vertical	N/A
3747.250	-38.35	7.67	-13.0	-25.35	265.00	Horizontal	Vertical	Pass
5620.250	-34.42	11.25	-13.0	-21.42	208.00	Horizontal	Vertical	Pass
12688.963	-38.90	16.35	-13.0	-25.90	302.00	Horizontal	Vertical	Pass

RSE-V&V LTE Band 2 BW15 CH18900



Frequency (MHz)	Result (dBm)	Factor (dB)	PK Limit (dBm)	Over Limit (dB)	Table (o)	ANT	EUT	Verdict
31.698	-73.69	-24.46	-13.0	-60.69	315.00	Vertical	Vertical	Pass
1874.100	-48.93	2.73	-13.0	-35.93	254.00	Vertical	Vertical	N/A
1956.200	-42.41	2.95	-13.0	-29.41	133.00	Vertical	Vertical	N/A
3747.250	-37.86	7.67	-13.0	-24.86	344.00	Vertical	Vertical	Pass
5620.750	-32.62	11.22	-13.0	-19.62	233.00	Vertical	Vertical	Pass
12745.250	-38.97	16.05	-13.0	-25.97	164.00	Vertical	Vertical	Pass

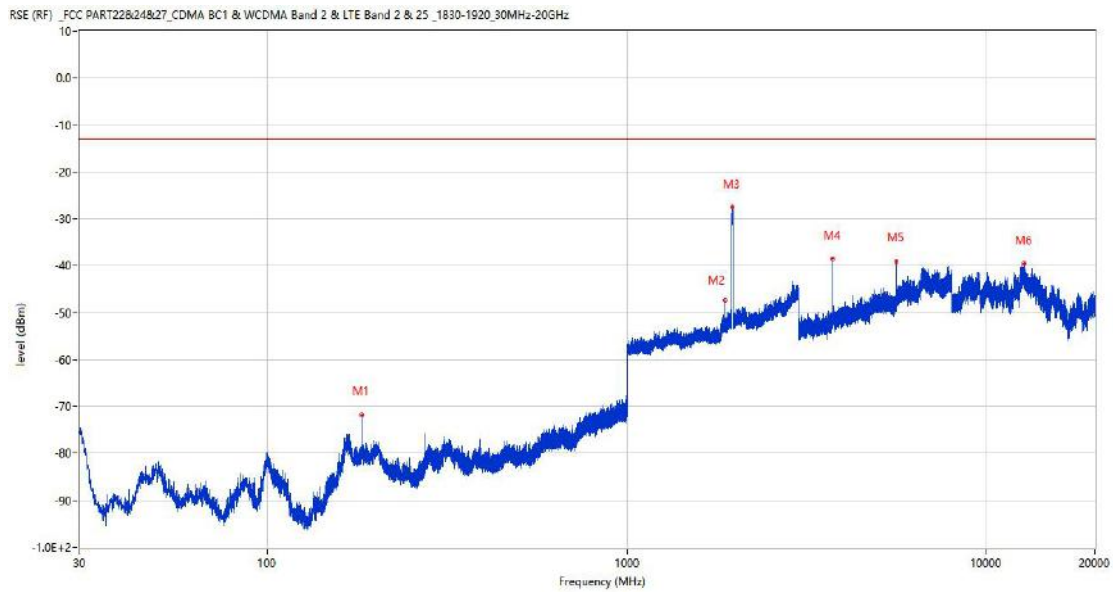
RSE-V&H LTE Band 2 BW15 CH18900



Frequency (MHz)	Result (dBm)	Factor (dB)	PK Limit (dBm)	Over Limit (dB)	Table (o)	ANT	EUT	Verdict
47.218	-71.05	-16.85	-13.0	-58.05	237.00	Vertical	Horizontal	Pass
1966.700	-43.10	2.96	-13.0	-30.10	89.00	Vertical	Horizontal	N/A
3747.250	-39.72	7.67	-13.0	-26.72	201.00	Vertical	Horizontal	Pass
5620.500	-39.78	11.23	-13.0	-26.78	244.00	Vertical	Horizontal	Pass
12706.537	-39.97	16.47	-13.0	-26.97	312.00	Vertical	Horizontal	Pass
19744.801	-45.50	10.84	-13.0	-32.50	94.00	Vertical	Horizontal	Pass

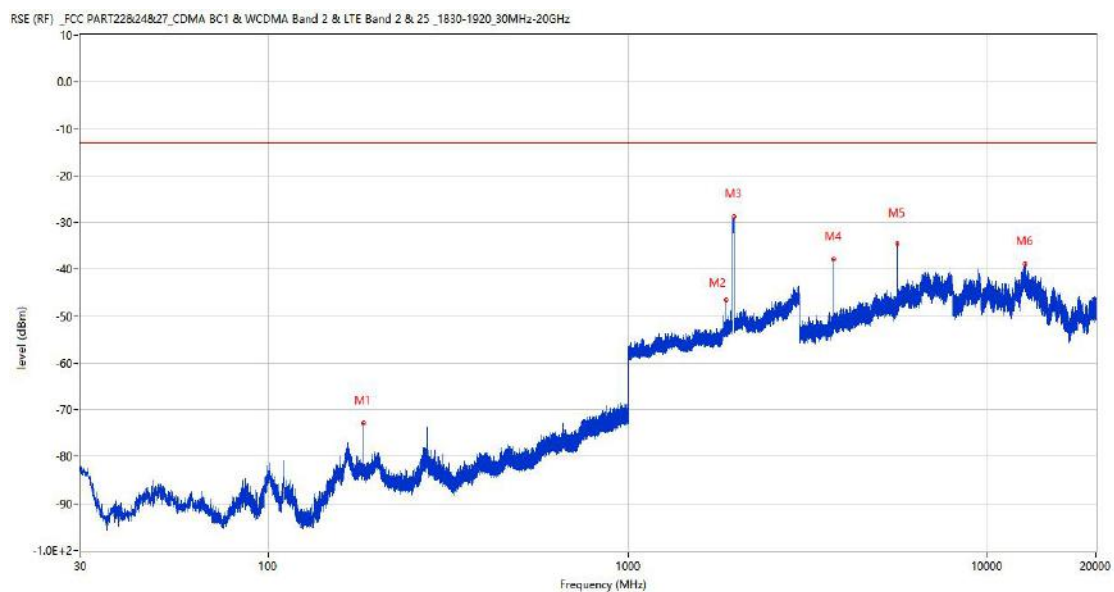
8.6 LTE Band 2 BW20, Middle Channel

RSE-H&H LTE Band 2 BW20 CH18900



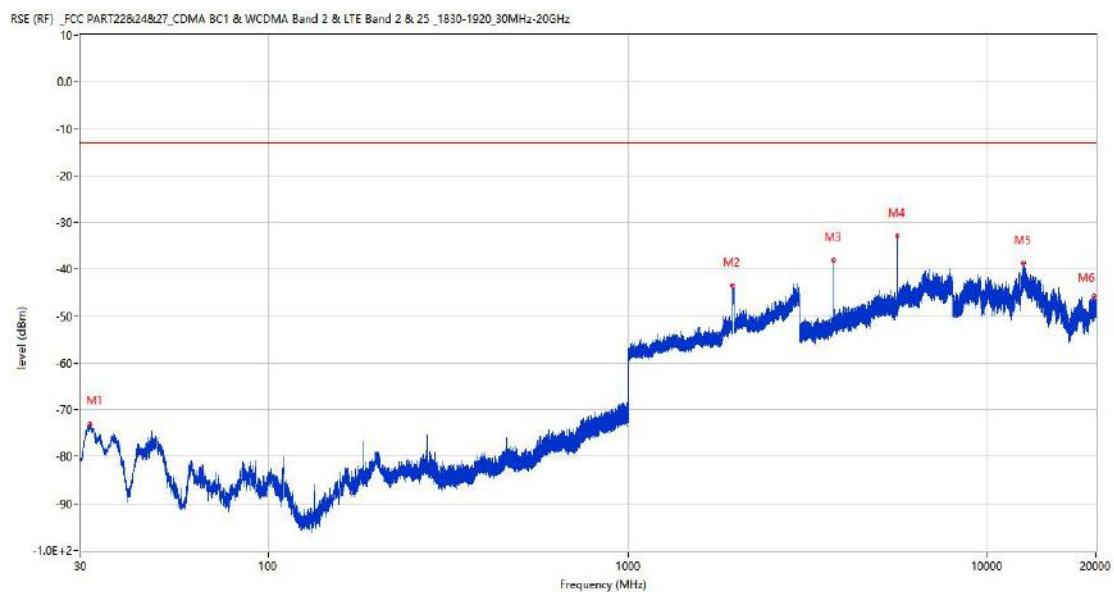
Frequency (MHz)	Result (dBm)	Factor (dB)	PK Limit (dBm)	Over Limit (dB)	Table (o)	ANT	EUT	Verdict
183.212	-71.74	-17.39	-13.0	-58.74	335.00	Horizontal	Horizontal	Pass
1871.900	-47.35	2.70	-13.0	-34.35	343.00	Horizontal	Horizontal	N/A
1966.800	-27.49	2.94	-13.0	-14.49	66.00	Horizontal	Horizontal	N/A
3743.000	-38.53	7.50	-13.0	-25.53	162.00	Horizontal	Horizontal	Pass
5614.000	-39.17	10.91	-13.0	-26.17	316.00	Horizontal	Horizontal	Pass
12726.725	-39.59	16.25	-13.0	-26.59	78.00	Horizontal	Horizontal	Pass

RSE-H&V LTE Band 2 BW20 CH18900



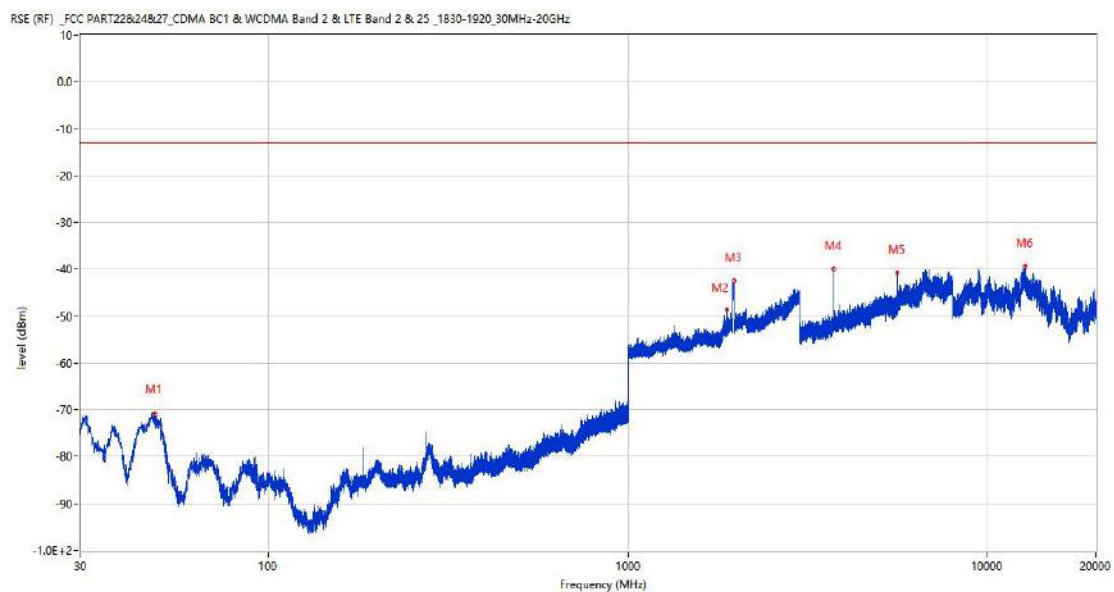
Frequency (MHz)	Result (dBm)	Factor (dB)	PK Limit (dBm)	Over Limit (dB)	Table (o)	ANT	EUT	Verdict
183.842	-72.86	-17.30	-13.0	-59.86	299.00	Horizontal	Vertical	Pass
1871.800	-46.57	2.70	-13.0	-33.57	198.00	Horizontal	Vertical	N/A
1968.100	-28.68	2.80	-13.0	-15.68	257.00	Horizontal	Vertical	N/A
3742.750	-37.84	7.53	-13.0	-24.84	360.00	Horizontal	Vertical	Pass
5613.750	-34.54	10.87	-13.0	-21.54	213.00	Horizontal	Vertical	Pass
12719.600	-38.87	16.33	-13.0	-25.87	0.00	Horizontal	Vertical	Pass

RSE-V&V LTE Band 2 BW20 CH18900



Frequency (MHz)	Result (dBm)	Factor (dB)	PK Limit (dBm)	Over Limit (dB)	Table (o)	ANT	EUT	Verdict
31.843	-72.99	-24.48	-13.0	-59.99	180.00	Vertical	Vertical	Pass
1953.700	-43.38	3.08	-13.0	-30.38	135.00	Vertical	Vertical	N/A
3742.750	-37.99	7.53	-13.0	-24.99	325.00	Vertical	Vertical	Pass
5614.000	-32.92	10.91	-13.0	-19.92	190.00	Vertical	Vertical	Pass
12556.912	-38.66	14.72	-13.0	-25.66	82.00	Vertical	Vertical	Pass
19762.199	-45.67	10.85	-13.0	-32.67	257.00	Vertical	Vertical	Pass

RSE-V&H LTE Band 2 BW20 CH18900

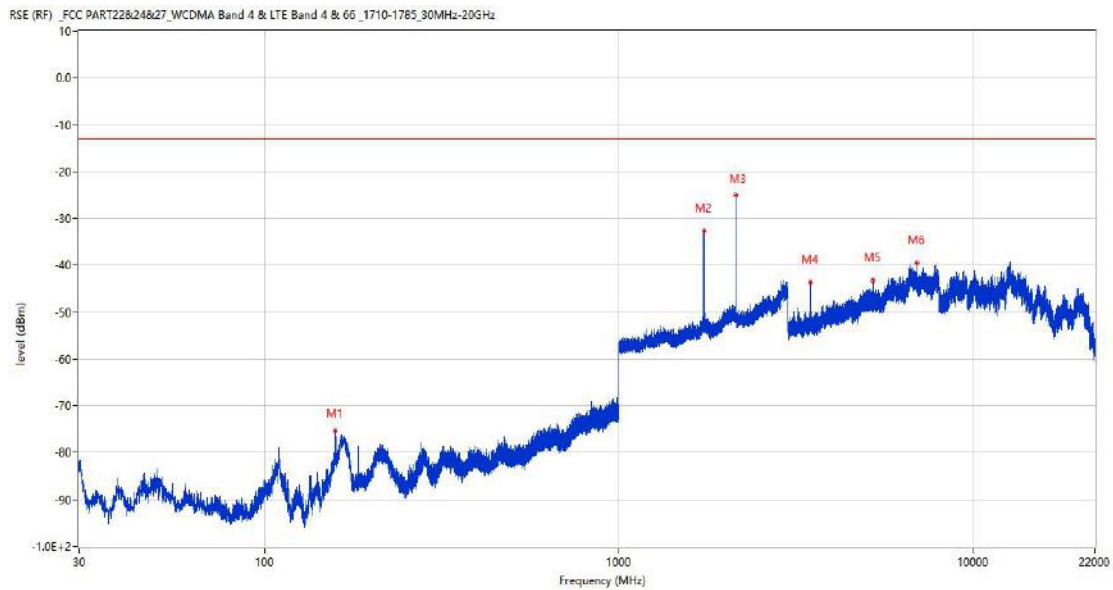


Frequency (MHz)	Result (dBm)	Factor (dB)	PK Limit (dBm)	Over Limit (dB)	Table (o)	ANT	EUT	Verdict
48.285	-70.71	-17.20	-13.0	-57.71	223.00	Vertical	Horizontal	Pass
1881.300	-48.69	2.81	-13.0	-35.69	74.00	Vertical	Horizontal	N/A
1967.800	-42.41	2.83	-13.0	-29.41	210.00	Vertical	Horizontal	N/A
3742.750	-39.94	7.53	-13.0	-26.94	286.00	Vertical	Horizontal	Pass
5614.000	-40.84	10.91	-13.0	-27.84	255.00	Vertical	Horizontal	Pass
12699.412	-39.25	16.53	-13.0	-26.25	114.00	Vertical	Horizontal	Pass

9 LTE Band 4

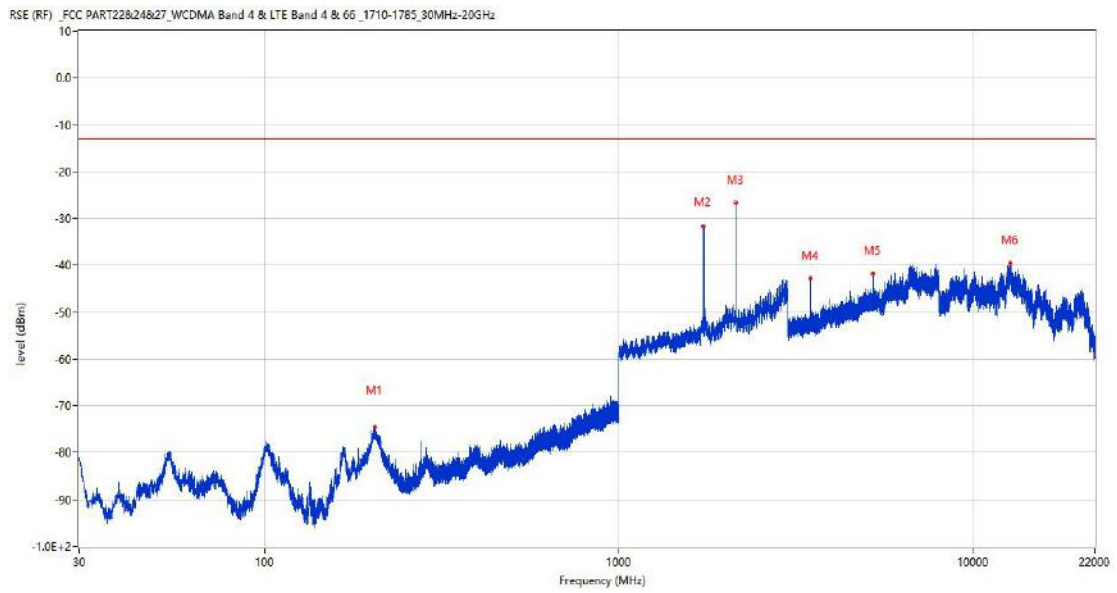
9.1 LTE Band 4 BW1.4, Middle Channel

RSE-H&H LTE Band 4 BW1.4 CH20175



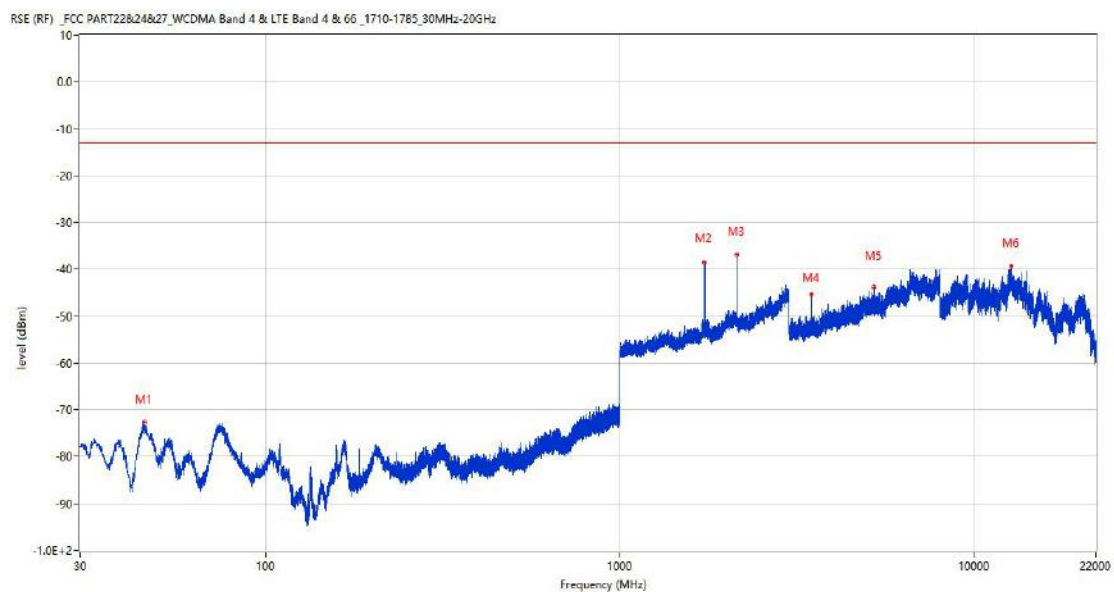
Frequency (MHz)	Result (dBm)	Factor (dB)	PK Limit (dBm)	Over Limit (dB)	Table (o)	ANT	EUT	Verdict
158.719	-75.40	-19.88	-13.0	-62.40	283.00	Horizontal	Horizontal	Pass
1733.000	-32.75	2.03	-13.0	-19.75	336.00	Horizontal	Horizontal	N/A
2133.500	-25.00	3.95	-13.0	-12.00	181.00	Horizontal	Horizontal	N/A
3465.000	-43.56	6.93	-13.0	-30.56	0.00	Horizontal	Horizontal	Pass
5196.500	-43.19	10.31	-13.0	-30.19	94.00	Horizontal	Horizontal	Pass
6928.500	-39.56	14.07	-13.0	-26.56	105.00	Horizontal	Horizontal	Pass

RSE-H&V LTE Band 4 BW1.4 CH20175



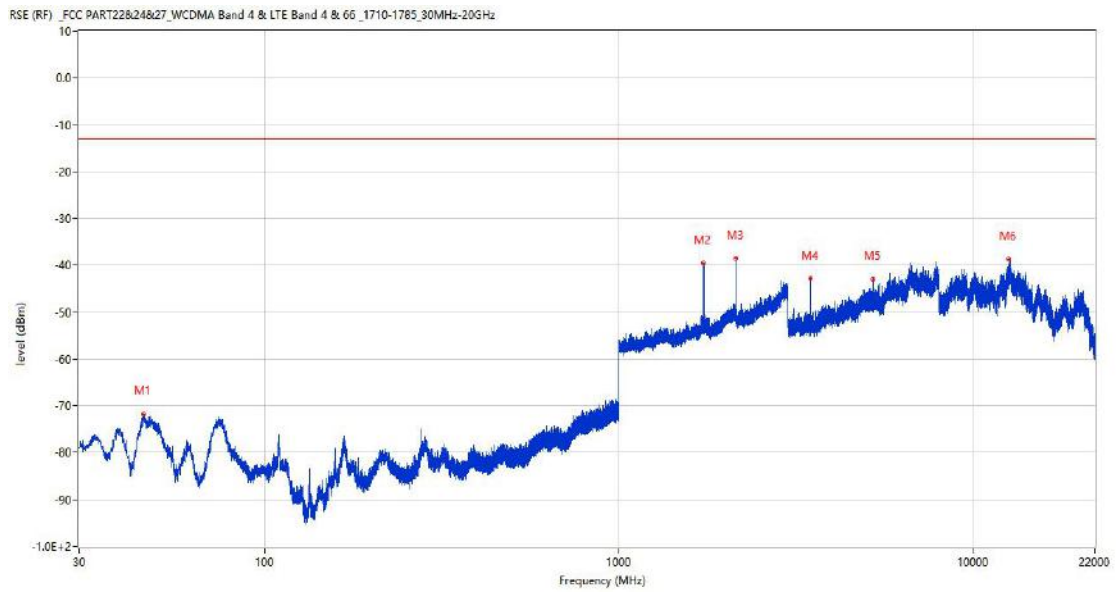
Frequency (MHz)	Result (dBm)	Factor (dB)	PK Limit (dBm)	Over Limit (dB)	Table (o)	ANT	EUT	Verdict
204.406	-74.52	-15.43	-13.0	-61.52	130.00	Horizontal	Vertical	Pass
1732.800	-31.62	2.02	-13.0	-18.62	161.00	Horizontal	Vertical	N/A
2133.700	-26.64	3.97	-13.0	-13.64	62.00	Horizontal	Vertical	N/A
3464.500	-42.81	6.85	-13.0	-29.81	39.00	Horizontal	Vertical	Pass
5196.500	-41.77	10.31	-13.0	-28.77	126.00	Horizontal	Vertical	Pass
12680.651	-39.58	16.20	-13.0	-26.58	72.00	Horizontal	Vertical	Pass

RSE-V&V LTE Band 4 BW1.4 CH20175



Frequency (MHz)	Result (dBm)	Factor (dB)	PK Limit (dBm)	Over Limit (dB)	Table (o)	ANT	EUT	Verdict
45.569	-72.63	-15.99	-13.0	-59.63	187.00	Vertical	Vertical	Pass
1732.800	-38.38	2.02	-13.0	-25.38	56.00	Vertical	Vertical	N/A
2133.500	-36.86	3.95	-13.0	-23.86	99.00	Vertical	Vertical	N/A
3464.750	-45.33	6.88	-13.0	-32.33	8.00	Vertical	Vertical	Pass
5196.750	-43.96	10.31	-13.0	-30.96	73.00	Vertical	Vertical	Pass
12697.037	-39.31	16.49	-13.0	-26.31	360.00	Vertical	Vertical	Pass

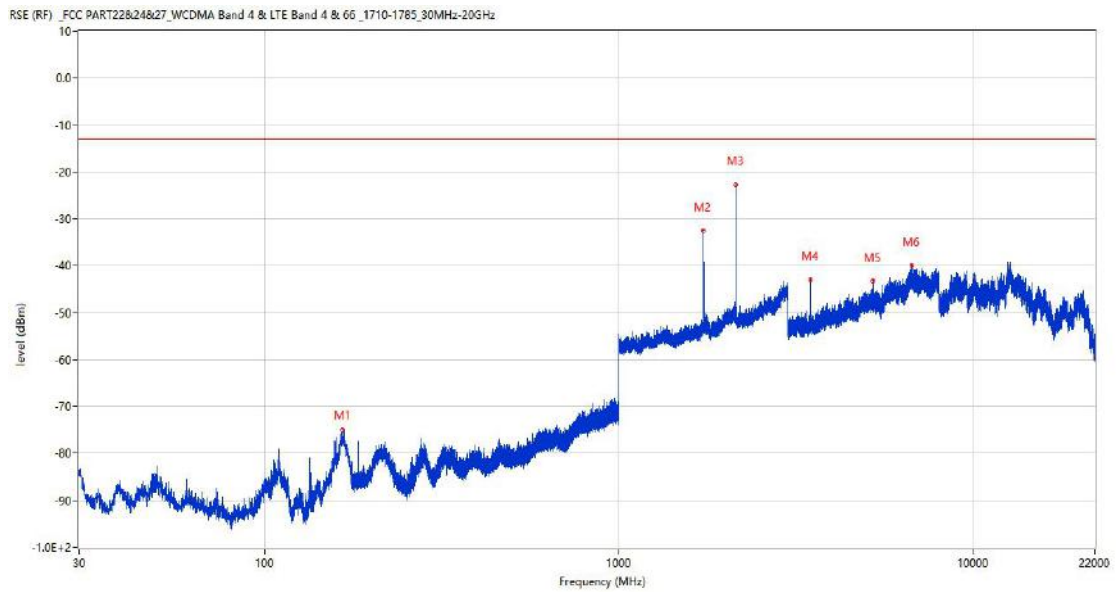
RSE-V&H LTE Band 4 BW1.4 CH20175



Frequency (MHz)	Result (dBm)	Factor (dB)	PK Limit (dBm)	Over Limit (dB)	Table (o)	ANT	EUT	Verdict
45.666	-71.86	-15.92	-13.0	-58.86	206.00	Vertical	Horizontal	Pass
1732.800	-39.53	2.02	-13.0	-26.53	69.00	Vertical	Horizontal	N/A
2133.100	-38.49	3.97	-13.0	-25.49	304.00	Vertical	Horizontal	N/A
3464.750	-42.81	6.88	-13.0	-29.81	192.00	Vertical	Horizontal	Pass
5196.500	-43.06	10.31	-13.0	-30.06	237.00	Vertical	Horizontal	Pass
12596.575	-38.72	15.17	-13.0	-25.72	3.00	Vertical	Horizontal	Pass

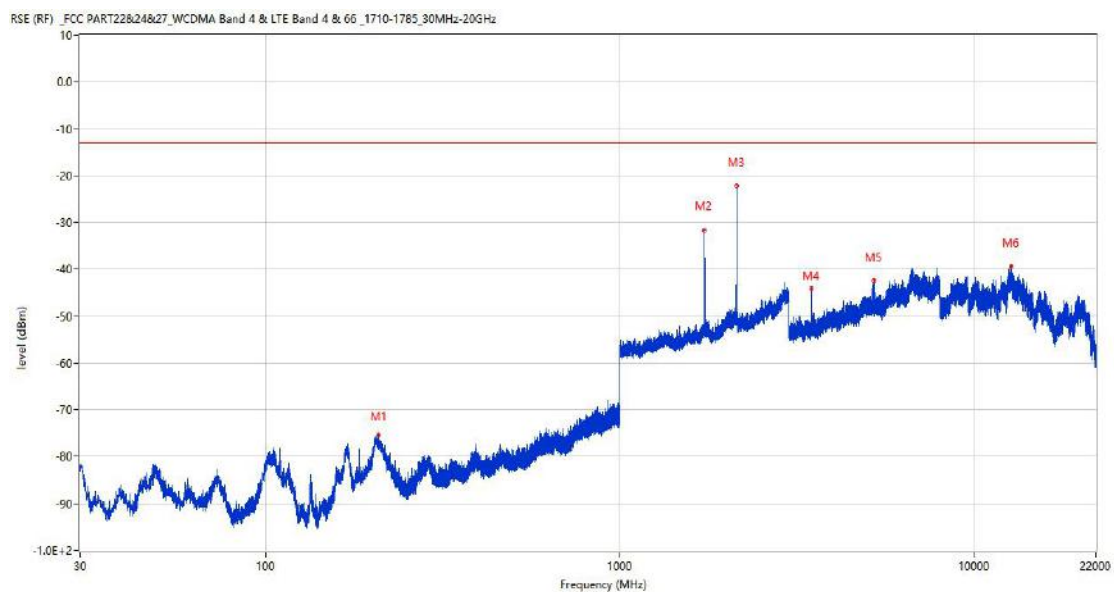
9.2 LTE Band 4 BW3, Middle Channel

RSE-H&H LTE Band 4 BW3 CH20175



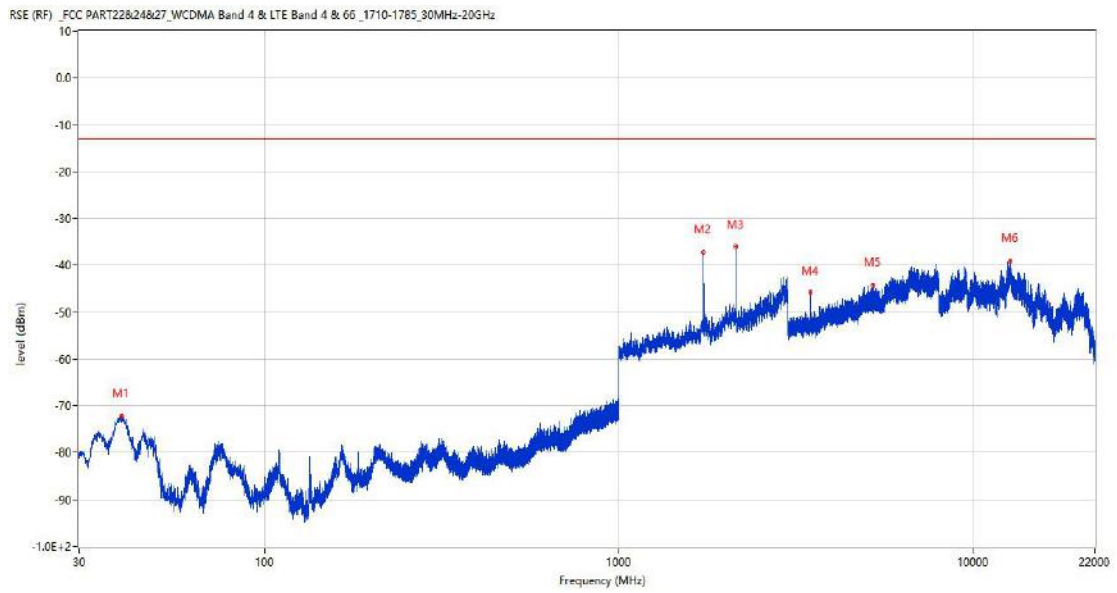
Frequency (MHz)	Result (dBm)	Factor (dB)	PK Limit (dBm)	Over Limit (dB)	Table (o)	ANT	EUT	Verdict
165.460	-74.98	-19.35	-13.0	-61.98	120.00	Horizontal	Horizontal	Pass
1732.000	-32.51	2.02	-13.0	-19.51	328.00	Horizontal	Horizontal	N/A
2132.500	-22.69	3.97	-13.0	-9.69	180.00	Horizontal	Horizontal	N/A
3463.250	-43.06	6.84	-13.0	-30.06	7.00	Horizontal	Horizontal	Pass
5194.250	-43.18	10.22	-13.0	-30.18	107.00	Horizontal	Horizontal	Pass
6703.500	-40.03	15.52	-13.0	-27.03	42.00	Horizontal	Horizontal	Pass

RSE-H&V LTE Band 4 BW3 CH20175



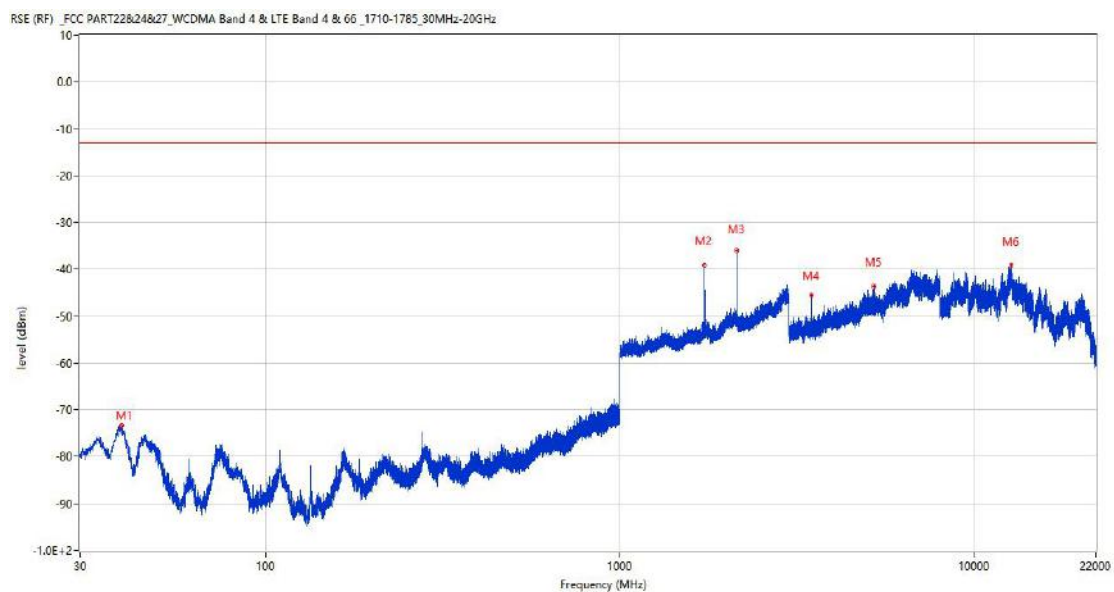
Frequency (MHz)	Result (dBm)	Factor (dB)	PK Limit (dBm)	Over Limit (dB)	Table (o)	ANT	EUT	Verdict
208.044	-75.29	-16.29	-13.0	-62.29	119.00	Horizontal	Vertical	Pass
1732.000	-31.65	2.02	-13.0	-18.65	168.00	Horizontal	Vertical	N/A
2133.200	-22.15	3.96	-13.0	-9.15	106.00	Horizontal	Vertical	N/A
3463.250	-44.12	6.84	-13.0	-31.12	28.00	Horizontal	Vertical	Pass
5194.250	-42.48	10.22	-13.0	-29.48	214.00	Horizontal	Vertical	Pass
12683.500	-39.21	16.25	-13.0	-26.21	129.00	Horizontal	Vertical	Pass

RSE-V&V LTE Band 4 BW3 CH20175



Frequency (MHz)	Result (dBm)	Factor (dB)	PK Limit (dBm)	Over Limit (dB)	Table (o)	ANT	EUT	Verdict
39.506	-72.16	-19.81	-13.0	-59.16	97.00	Vertical	Vertical	Pass
1731.900	-37.30	2.02	-13.0	-24.30	42.00	Vertical	Vertical	N/A
2132.600	-36.06	3.97	-13.0	-23.06	297.00	Vertical	Vertical	N/A
3463.000	-45.74	6.85	-13.0	-32.74	7.00	Vertical	Vertical	Pass
5194.500	-44.36	10.23	-13.0	-31.36	126.00	Vertical	Vertical	Pass
12720.787	-39.11	16.32	-13.0	-26.11	207.00	Vertical	Vertical	Pass

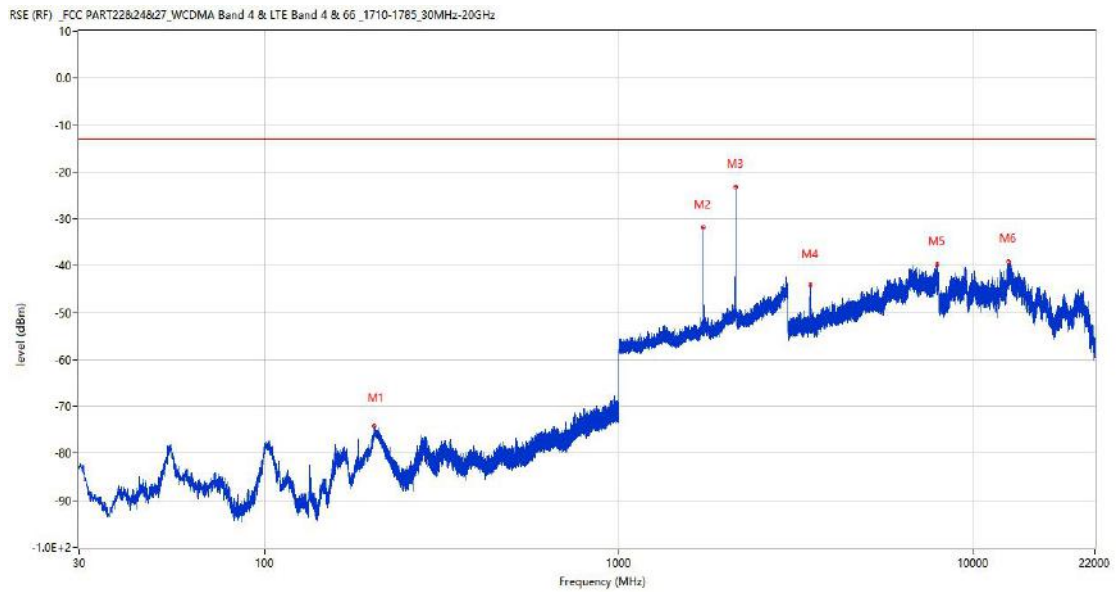
RSE-V&H LTE Band 4 BW3 CH20175



Frequency (MHz)	Result (dBm)	Factor (dB)	PK Limit (dBm)	Over Limit (dB)	Table (o)	ANT	EUT	Verdict
39.215	-73.26	-20.04	-13.0	-60.26	271.00	Vertical	Horizontal	Pass
1732.100	-39.20	2.02	-13.0	-26.20	75.00	Vertical	Horizontal	N/A
2133.500	-36.07	3.95	-13.0	-23.07	311.00	Vertical	Horizontal	N/A
3463.000	-45.59	6.85	-13.0	-32.59	136.00	Vertical	Horizontal	Pass
5194.000	-43.73	10.22	-13.0	-30.73	202.00	Vertical	Horizontal	Pass
12676.375	-39.03	16.13	-13.0	-26.03	200.00	Vertical	Horizontal	Pass

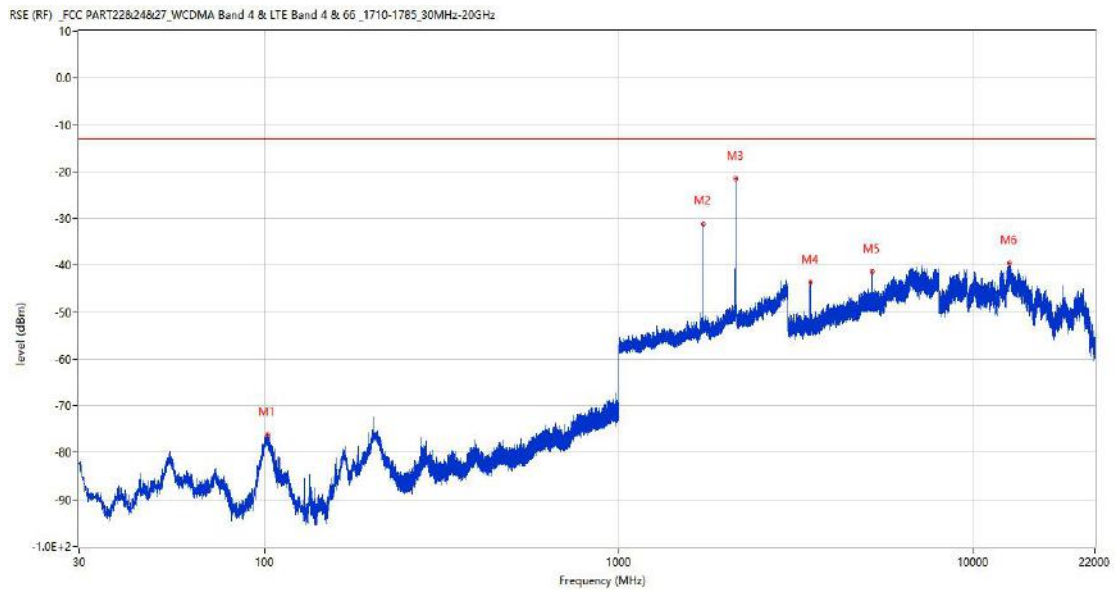
9.3 LTE Band 4 BW5, Middle Channel

RSE-H&H LTE Band 4 BW5 CH20175



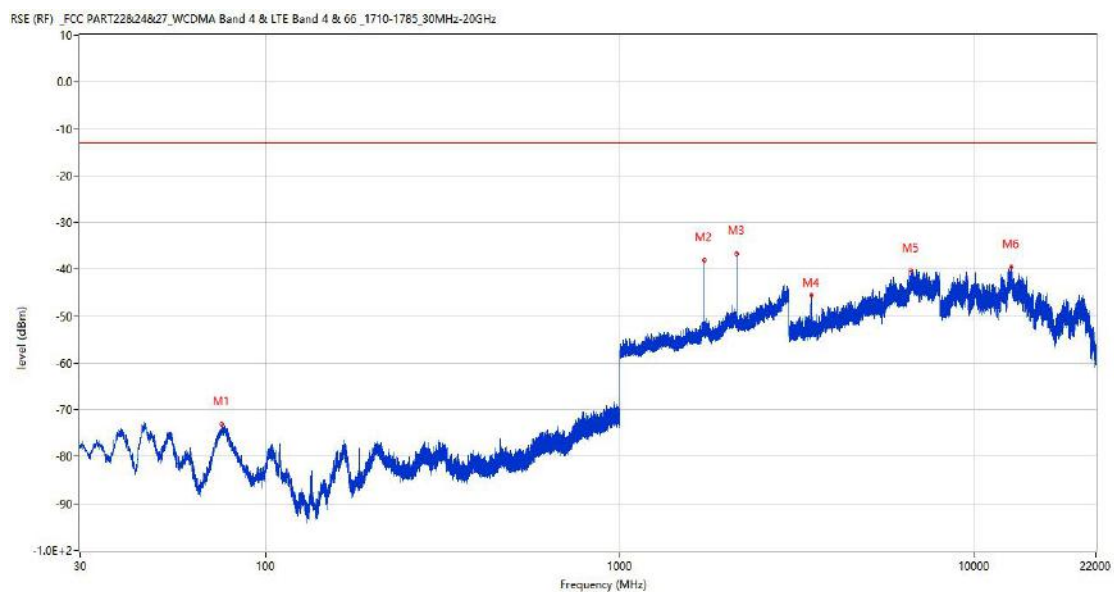
Frequency (MHz)	Result (dBm)	Factor (dB)	PK Limit (dBm)	Over Limit (dB)	Table (o)	ANT	EUT	Verdict
203.970	-74.01	-15.49	-13.0	-61.01	111.00	Horizontal	Horizontal	Pass
1731.100	-31.85	2.02	-13.0	-18.85	346.00	Horizontal	Horizontal	N/A
2132.500	-23.17	3.97	-13.0	-10.17	247.00	Horizontal	Horizontal	N/A
3461.500	-44.13	6.89	-13.0	-31.13	94.00	Horizontal	Horizontal	Pass
7887.750	-39.72	15.11	-13.0	-26.72	61.00	Horizontal	Horizontal	Pass
12580.425	-39.12	14.99	-13.0	-26.12	320.00	Horizontal	Horizontal	Pass

RSE-H&V LTE Band 4 BW5 CH20175



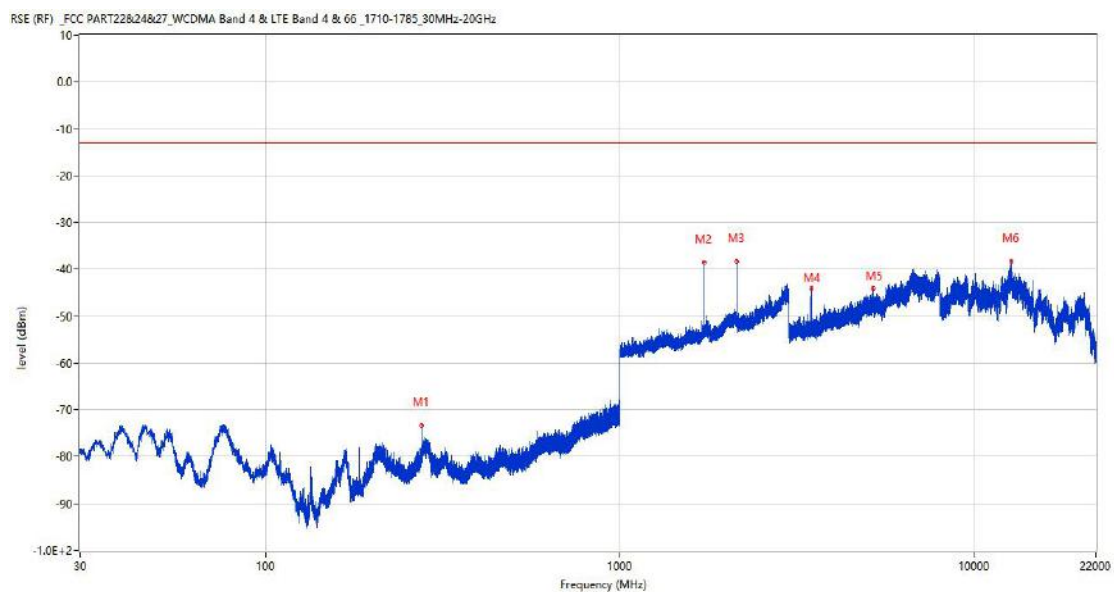
Frequency (MHz)	Result (dBm)	Factor (dB)	PK Limit (dBm)	Over Limit (dB)	Table (o)	ANT	EUT	Verdict
101.925	-76.15	-19.54	-13.0	-63.15	43.00	Horizontal	Vertical	Pass
1731.100	-31.23	2.02	-13.0	-18.23	168.00	Horizontal	Vertical	N/A
2134.200	-21.58	4.05	-13.0	-8.58	94.00	Horizontal	Vertical	N/A
3461.250	-43.57	6.90	-13.0	-30.57	193.00	Horizontal	Vertical	Pass
5191.500	-41.28	10.27	-13.0	-28.28	96.00	Horizontal	Vertical	Pass
12664.025	-39.49	15.91	-13.0	-26.49	84.00	Horizontal	Vertical	Pass

RSE-V&V LTE Band 4 BW5 CH20175



Frequency (MHz)	Result (dBm)	Factor (dB)	PK Limit (dBm)	Over Limit (dB)	Table (o)	ANT	EUT	Verdict
75.299	-73.05	-20.98	-13.0	-60.05	102.00	Vertical	Vertical	Pass
1731.200	-38.16	2.02	-13.0	-25.16	40.00	Vertical	Vertical	N/A
2132.800	-36.59	3.98	-13.0	-23.59	316.00	Vertical	Vertical	N/A
3461.250	-45.62	6.90	-13.0	-32.62	225.00	Vertical	Vertical	Pass
6628.750	-40.28	14.78	-13.0	-27.28	322.00	Vertical	Vertical	Pass
12698.937	-39.53	16.52	-13.0	-26.53	74.00	Vertical	Vertical	Pass

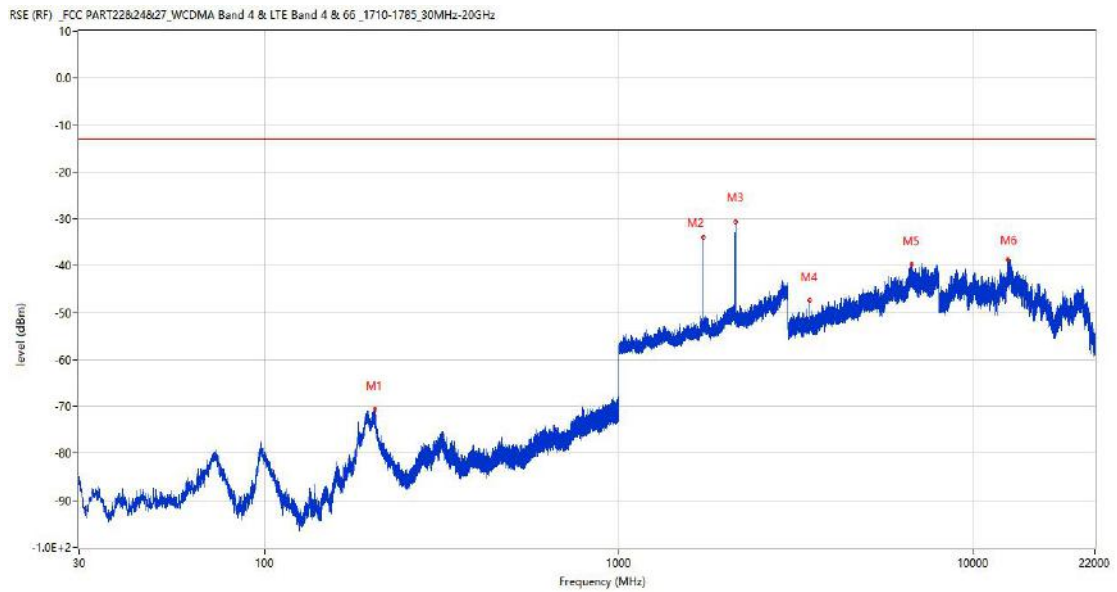
RSE-V&H LTE Band 4 BW5 CH20175



Frequency (MHz)	Result (dBm)	Factor (dB)	PK Limit (dBm)	Over Limit (dB)	Table (o)	ANT	EUT	Verdict
275.701	-73.33	-13.94	-13.0	-60.33	360.00	Vertical	Horizontal	Pass
1731.200	-38.55	2.02	-13.0	-25.55	81.00	Vertical	Horizontal	N/A
2132.400	-38.19	3.96	-13.0	-25.19	343.00	Vertical	Horizontal	N/A
3461.250	-43.97	6.90	-13.0	-30.97	33.00	Vertical	Horizontal	Pass
5192.000	-44.14	10.25	-13.0	-31.14	241.00	Vertical	Horizontal	Pass
12743.113	-38.19	16.07	-13.0	-25.19	337.00	Vertical	Horizontal	Pass

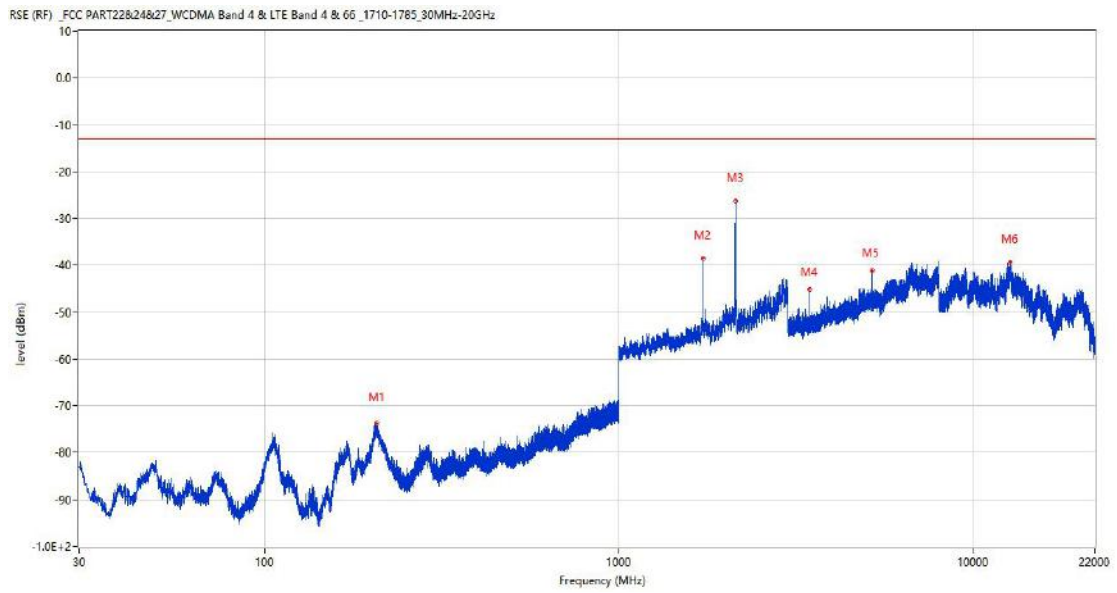
9.4 LTE Band 4 BW10, Middle Channel

RSE-H&H LTE Band 4 BW10 CH20175



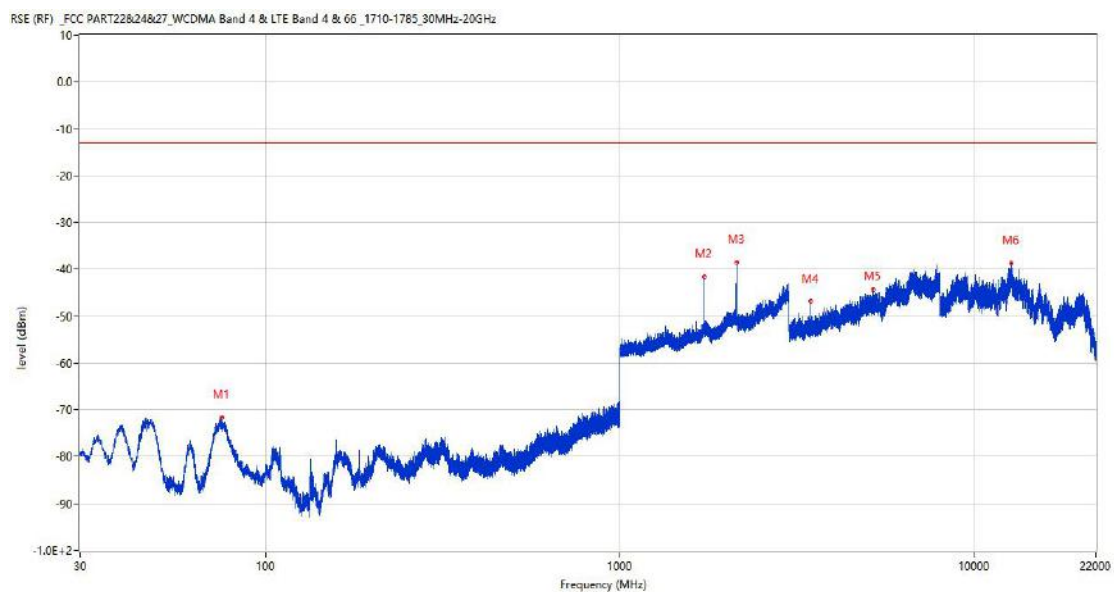
Frequency (MHz)	Result (dBm)	Factor (dB)	PK Limit (dBm)	Over Limit (dB)	Table (o)	ANT	EUT	Verdict
204.746	-70.60	-15.38	-13.0	-57.60	215.00	Horizontal	Horizontal	Pass
1728.900	-33.98	2.02	-13.0	-20.98	328.00	Horizontal	Horizontal	N/A
2131.700	-30.62	3.94	-13.0	-17.62	267.00	Horizontal	Horizontal	N/A
3456.500	-47.48	6.68	-13.0	-34.48	7.00	Horizontal	Horizontal	Pass
6689.250	-39.81	14.71	-13.0	-26.81	136.00	Horizontal	Horizontal	Pass
12510.125	-38.62	15.45	-13.0	-25.62	163.00	Horizontal	Horizontal	Pass

RSE-H&V LTE Band 4 BW10 CH20175



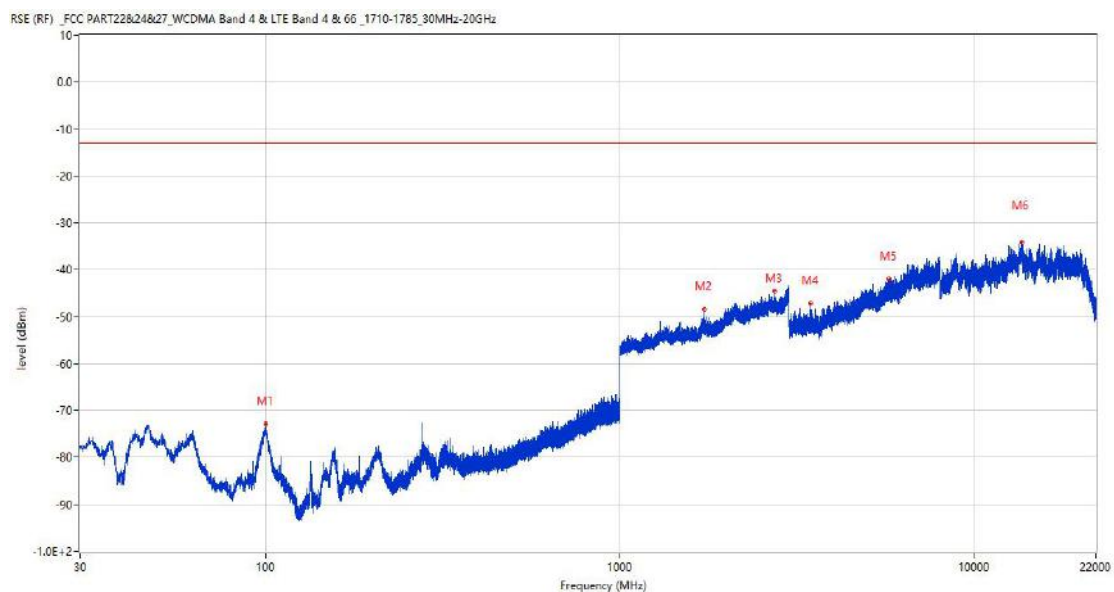
Frequency (MHz)	Result (dBm)	Factor (dB)	PK Limit (dBm)	Over Limit (dB)	Table (o)	ANT	EUT	Verdict
207.656	-73.69	-16.29	-13.0	-60.69	117.00	Horizontal	Vertical	Pass
1728.800	-38.49	2.02	-13.0	-25.49	165.00	Horizontal	Vertical	N/A
2136.800	-26.28	3.87	-13.0	-13.28	96.00	Horizontal	Vertical	N/A
3456.750	-45.15	6.70	-13.0	-32.15	246.00	Horizontal	Vertical	Pass
5184.750	-41.07	10.38	-13.0	-28.07	105.00	Horizontal	Vertical	Pass
12703.688	-39.40	16.50	-13.0	-26.40	360.00	Horizontal	Vertical	Pass

RSE-V&V LTE Band 4 BW10 CH20175



Frequency (MHz)	Result (dBm)	Factor (dB)	PK Limit (dBm)	Over Limit (dB)	Table (o)	ANT	EUT	Verdict
75.348	-71.59	-21.00	-13.0	-58.59	100.00	Vertical	Vertical	Pass
1728.700	-41.56	2.02	-13.0	-28.56	32.00	Vertical	Vertical	N/A
2133.500	-38.51	3.95	-13.0	-25.51	144.00	Vertical	Vertical	N/A
3457.000	-46.78	6.71	-13.0	-33.78	0.00	Vertical	Vertical	Pass
5180.250	-44.30	10.56	-13.0	-31.30	114.00	Vertical	Vertical	Pass
12722.688	-38.75	16.29	-13.0	-25.75	0.00	Vertical	Vertical	Pass

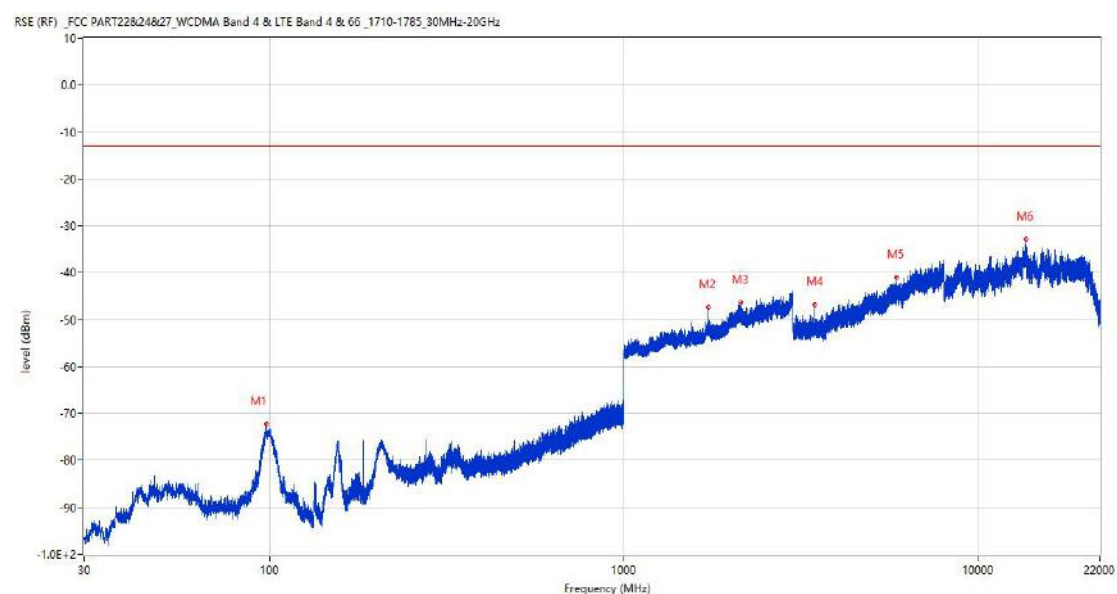
RSE-V&H LTE Band 4 BW10 CH20175



Frequency (MHz)	Result (dBm)	Factor (dB)	PK Limit (dBm)	Over Limit (dB)	Table (o)	ANT	EUT	Verdict
100.325	-72.92	-18.60	-13.0	-59.92	109.00	Vertical	Horizontal	Pass
1729.000	-48.39	2.48	-13.0	-35.39	352.00	Vertical	Horizontal	N/A
2724.100	-44.51	8.77	-13.0	-31.51	346.00	Vertical	Horizontal	Pass
3456.750	-47.27	7.01	-13.0	-34.27	278.00	Vertical	Horizontal	Pass
5740.250	-42.05	13.93	-13.0	-29.05	154.00	Vertical	Horizontal	Pass
13580.188	-34.17	25.01	-13.0	-21.17	159.00	Vertical	Horizontal	Pass

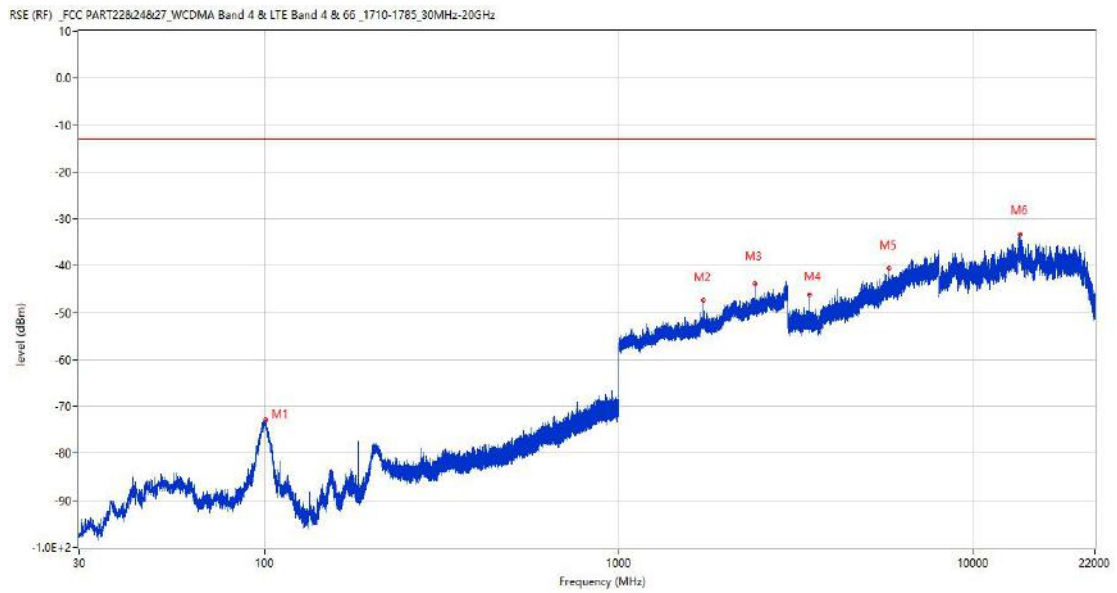
9.5 LTE Band 4 BW15, Middle Channel

RSE-H&H LTE Band 4 BW15 CH20175



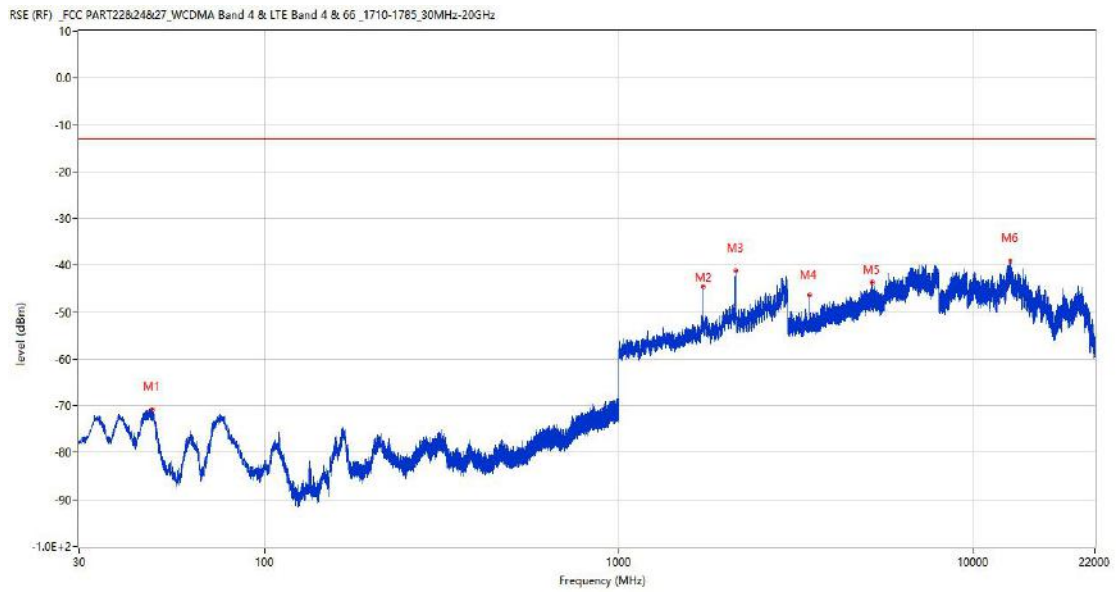
Frequency (MHz)	Result (dBm)	Factor (dB)	PK Limit (dBm)	Over Limit (dB)	Table (o)	ANT	EUT	Verdict
98.046	-72.32	-18.75	-13.0	-59.32	187.00	Horizontal	Horizontal	Pass
1726.600	-47.45	2.51	-13.0	-34.45	359.00	Horizontal	Horizontal	N/A
2134.700	-46.33	5.04	-13.0	-33.33	240.00	Horizontal	Horizontal	N/A
3452.500	-46.84	7.17	-13.0	-33.84	0.00	Horizontal	Horizontal	Pass
5874.750	-40.97	14.60	-13.0	-27.97	92.00	Horizontal	Horizontal	Pass
13631.062	-32.90	24.85	-13.0	-19.90	263.00	Horizontal	Horizontal	Pass

RSE-H&V LTE Band 4 BW15 CH20175



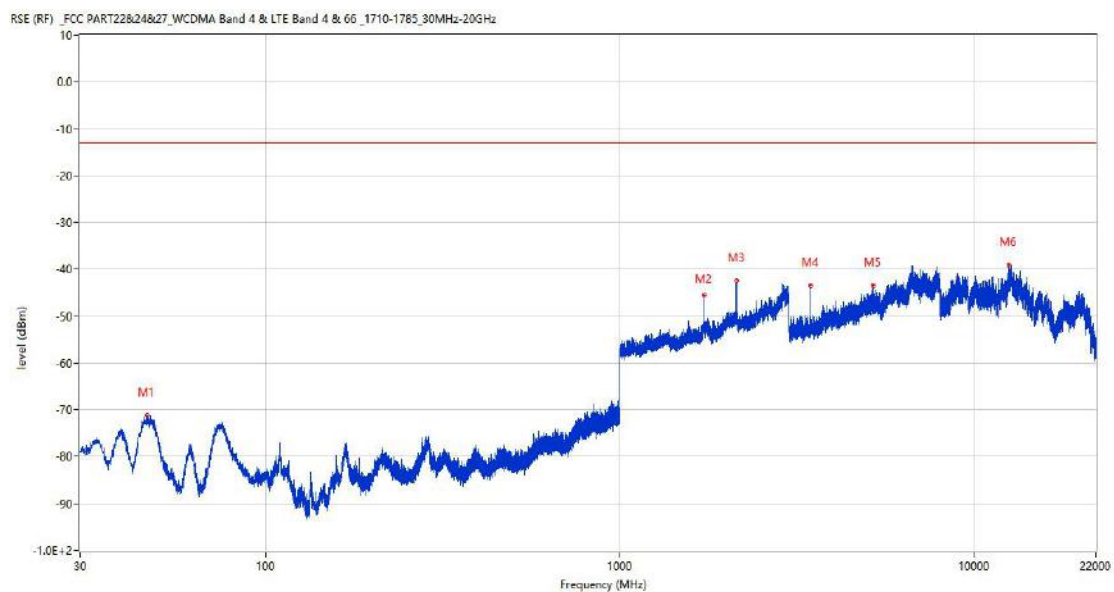
Frequency (MHz)	Result (dBm)	Factor (dB)	PK Limit (dBm)	Over Limit (dB)	Table (o)	ANT	EUT	Verdict
100.664	-72.79	-18.62	-13.0	-59.79	210.00	Horizontal	Vertical	Pass
1726.700	-47.42	2.51	-13.0	-34.42	186.00	Horizontal	Vertical	N/A
2416.900	-43.79	6.28	-13.0	-30.79	102.00	Horizontal	Vertical	Pass
3452.500	-46.24	7.17	-13.0	-33.24	79.00	Horizontal	Vertical	Pass
5780.250	-40.62	14.28	-13.0	-27.62	276.00	Horizontal	Vertical	Pass
13563.537	-33.32	25.13	-13.0	-20.32	143.00	Horizontal	Vertical	Pass

RSE-V&V LTE Band 4 BW15 CH20175



Frequency (MHz)	Result (dBm)	Factor (dB)	PK Limit (dBm)	Over Limit (dB)	Table (o)	ANT	EUT	Verdict
48.285	-70.74	-17.20	-13.0	-57.74	177.00	Vertical	Vertical	Pass
1726.500	-44.46	2.01	-13.0	-31.46	30.00	Vertical	Vertical	N/A
2130.900	-41.13	3.95	-13.0	-28.13	309.00	Vertical	Vertical	N/A
3452.000	-46.33	6.65	-13.0	-33.33	0.00	Vertical	Vertical	Pass
5169.250	-43.72	10.97	-13.0	-30.72	266.00	Vertical	Vertical	Pass
12714.375	-39.19	16.38	-13.0	-26.19	205.00	Vertical	Vertical	Pass

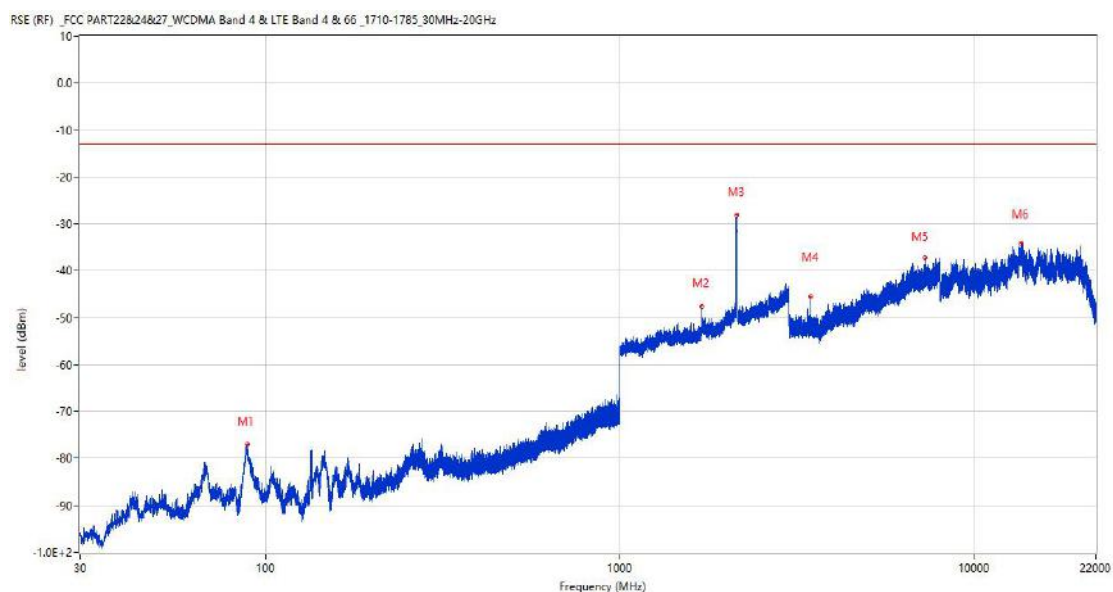
RSE-V&H LTE Band 4 BW15 CH20175



Frequency (MHz)	Result (dBm)	Factor (dB)	PK Limit (dBm)	Over Limit (dB)	Table (o)	ANT	EUT	Verdict
46.344	-71.17	-16.06	-13.0	-58.17	187.00	Vertical	Horizontal	Pass
1726.700	-45.55	2.01	-13.0	-32.55	75.00	Vertical	Horizontal	N/A
2134.600	-42.49	4.05	-13.0	-29.49	356.00	Vertical	Horizontal	N/A
3452.250	-43.53	6.62	-13.0	-30.53	31.00	Vertical	Horizontal	Pass
5178.000	-43.51	10.66	-13.0	-30.51	170.00	Vertical	Horizontal	Pass
12475.450	-39.13	14.84	-13.0	-26.13	61.00	Vertical	Horizontal	Pass

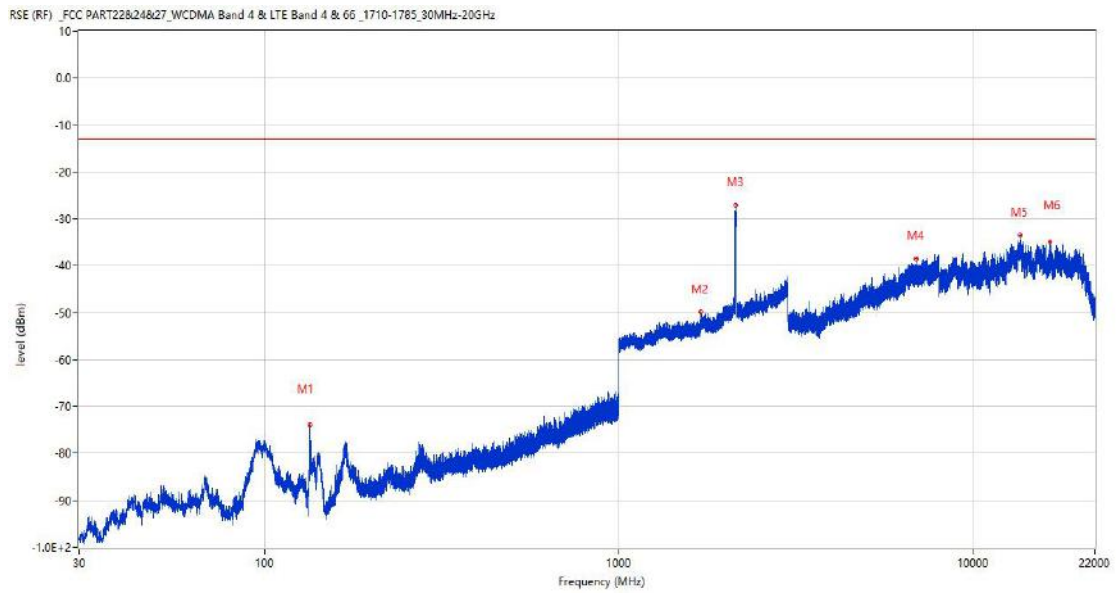
9.6 LTE Band 4 BW20, Middle Channel

RSE-H&H LTE Band 4 BW20 CH20175



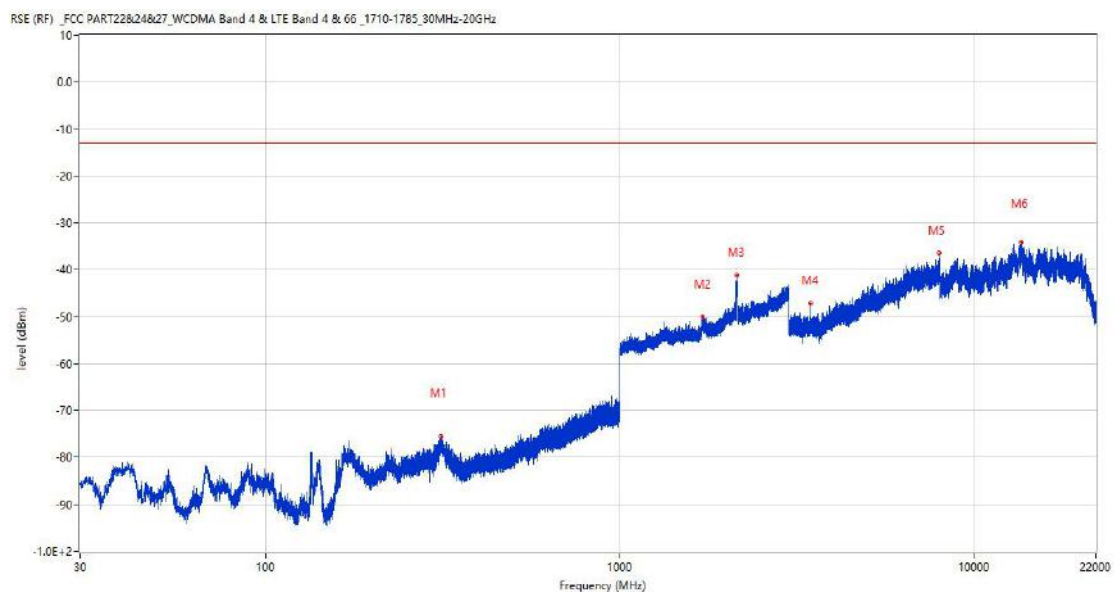
Frequency (MHz)	Result (dBm)	Factor (dB)	PK Limit (dBm)	Over Limit (dB)	Table (o)	ANT	EUT	Verdict
88.976	-76.98	-19.01	-13.0	-63.98	353.00	Horizontal	Horizontal	Pass
1701.700	-47.53	2.76	-13.0	-34.53	357.00	Horizontal	Horizontal	N/A
2134.000	-28.17	4.93	-13.0	-15.17	247.00	Horizontal	Horizontal	N/A
3447.250	-45.43	7.47	-13.0	-32.43	360.00	Horizontal	Horizontal	Pass
7259.000	-37.19	17.69	-13.0	-24.19	346.00	Horizontal	Horizontal	Pass
13565.850	-34.18	25.11	-13.0	-21.18	82.00	Horizontal	Horizontal	Pass

RSE-H&V LTE Band 4 BW20 CH20175



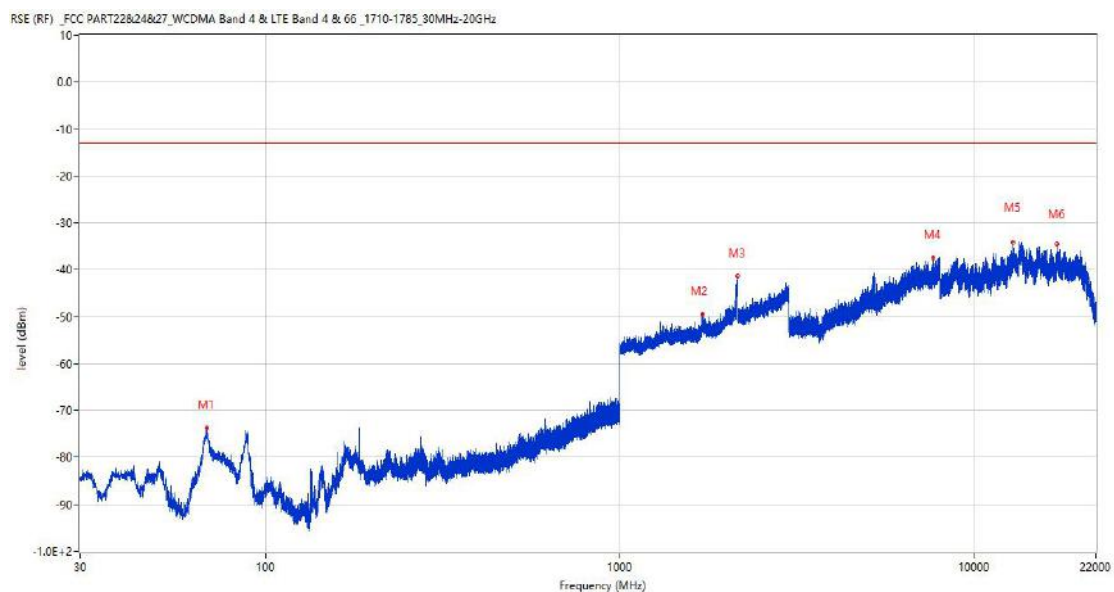
Frequency (MHz)	Result (dBm)	Factor (dB)	PK Limit (dBm)	Over Limit (dB)	Table (o)	ANT	EUT	Verdict
134.469	-74.00	-21.19	-13.0	-61.00	363.00	Horizontal	Vertical	Pass
1701.700	-49.79	2.76	-13.0	-36.79	183.00	Horizontal	Vertical	N/A
2135.100	-27.10	5.08	-13.0	-14.10	296.00	Horizontal	Vertical	N/A
6878.500	-38.57	16.17	-13.0	-25.57	217.00	Horizontal	Vertical	Pass
13553.362	-33.60	25.20	-13.0	-20.60	360.00	Horizontal	Vertical	Pass
16466.187	-34.93	22.97	-13.0	-21.93	87.00	Horizontal	Vertical	Pass

RSE-V&V LTE Band 4 BW20 CH20175



Frequency (MHz)	Result (dBm)	Factor (dB)	PK Limit (dBm)	Over Limit (dB)	Table (o)	ANT	EUT	Verdict
313.095	-75.57	-11.62	-13.0	-62.57	322.00	Vertical	Vertical	Pass
1707.000	-50.16	2.71	-13.0	-37.16	34.00	Vertical	Vertical	N/A
2139.500	-41.17	5.01	-13.0	-28.17	329.00	Vertical	Vertical	N/A
3447.750	-47.27	7.45	-13.0	-34.27	140.00	Vertical	Vertical	Pass
7931.250	-36.34	18.76	-13.0	-23.34	41.00	Vertical	Vertical	Pass
13548.738	-34.09	25.19	-13.0	-21.09	118.00	Vertical	Vertical	Pass

RSE-V&H LTE Band 4 BW20 CH20175

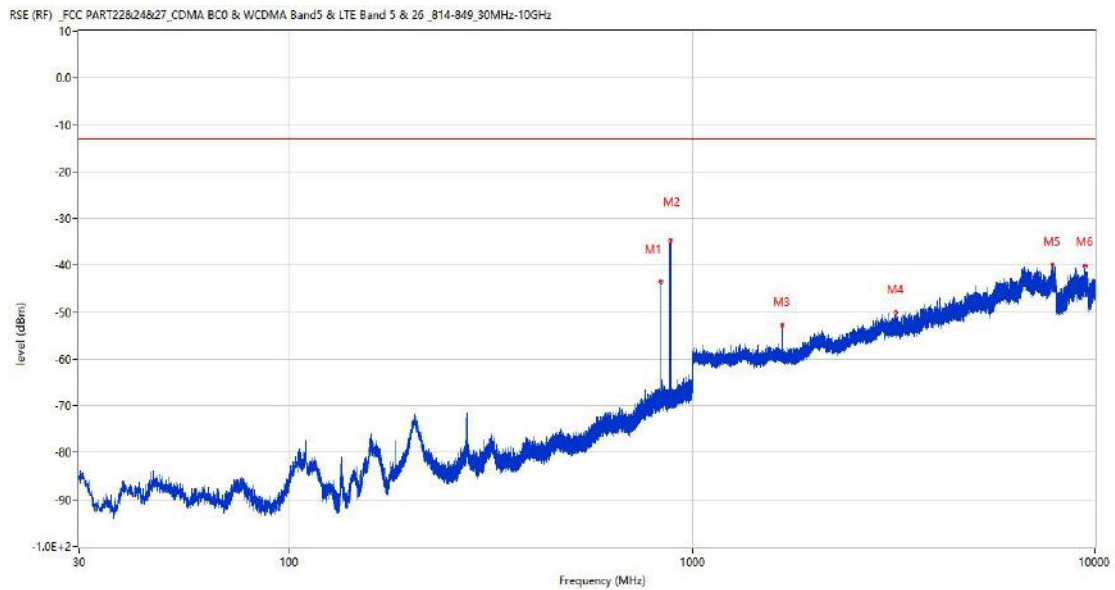


Frequency (MHz)	Result (dBm)	Factor (dB)	PK Limit (dBm)	Over Limit (dB)	Table (o)	ANT	EUT	Verdict
68.315	-73.77	-18.48	-13.0	-60.77	44.00	Vertical	Horizontal	Pass
1706.900	-49.49	2.71	-13.0	-36.49	35.00	Vertical	Horizontal	N/A
2141.200	-41.32	4.95	-13.0	-28.32	327.00	Vertical	Horizontal	N/A
7637.500	-37.41	17.33	-13.0	-24.41	10.00	Vertical	Horizontal	Pass
12890.138	-34.21	23.47	-13.0	-21.21	360.00	Vertical	Horizontal	Pass
17112.761	-34.62	23.63	-13.0	-21.62	15.00	Vertical	Horizontal	Pass

10 LTE Band 5

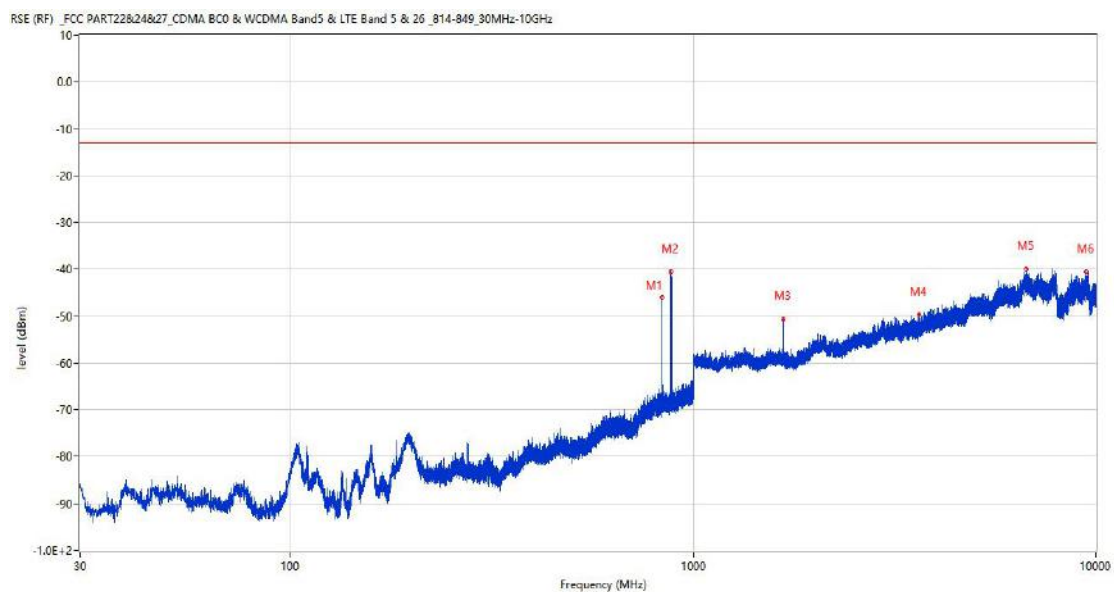
10.1 LTE Band 5 BW1.4, Middle Channel

RSE-H&H LTE Band 5 BW1.4 CH20525



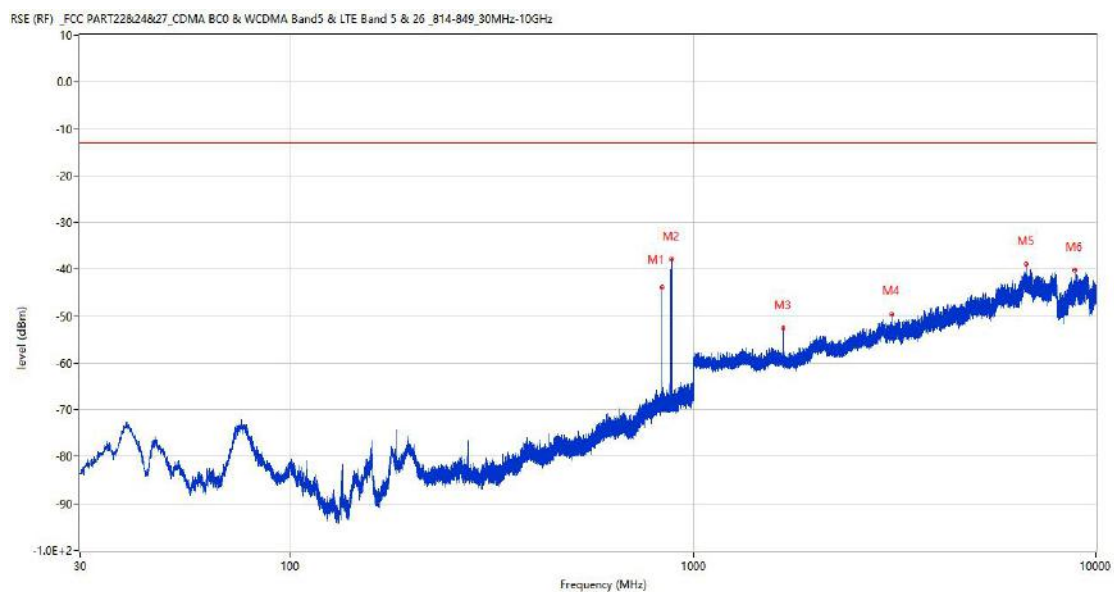
Frequency (MHz)	Result (dBm)	Factor (dB)	PK Limit (dBm)	Over Limit (dB)	Table (o)	ANT	EUT	Verdict
836.022	-43.37	4.75	-13.0	-30.37	254.00	Horizontal	Horizontal	N/A
881.417	-34.85	4.17	-13.0	-21.85	152.00	Horizontal	Horizontal	N/A
1673.300	-52.80	-4.39	-13.0	-39.80	27.00	Horizontal	Horizontal	Pass
3201.500	-50.17	5.95	-13.0	-37.17	18.00	Horizontal	Horizontal	Pass
7861.000	-39.98	14.32	-13.0	-26.98	191.00	Horizontal	Horizontal	Pass
9451.900	-40.04	14.16	-13.0	-27.04	3.00	Horizontal	Horizontal	Pass

RSE-H&V LTE Band 5 BW1.4 CH20525



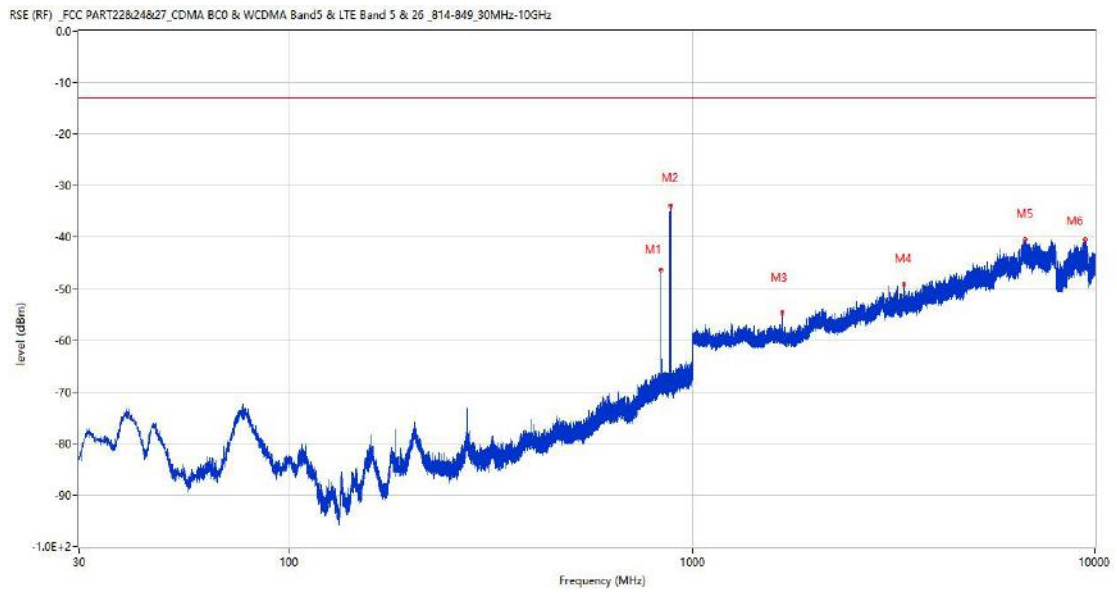
Frequency (MHz)	Result (dBm)	Factor (dB)	PK Limit (dBm)	Over Limit (dB)	Table (o)	ANT	EUT	Verdict
836.119	-45.98	4.76	-13.0	-32.98	354.00	Horizontal	Vertical	N/A
881.321	-40.49	4.17	-13.0	-27.49	135.00	Horizontal	Vertical	N/A
1672.600	-50.73	-4.28	-13.0	-37.73	18.00	Horizontal	Vertical	Pass
3643.500	-49.63	6.84	-13.0	-36.63	306.00	Horizontal	Vertical	Pass
6727.750	-39.88	15.49	-13.0	-26.88	249.00	Horizontal	Vertical	Pass
9441.500	-40.50	14.09	-13.0	-27.50	360.00	Horizontal	Vertical	Pass

RSE-V&V LTE Band 5 BW1.4 CH20525



Frequency (MHz)	Result (dBm)	Factor (dB)	PK Limit (dBm)	Over Limit (dB)	Table (o)	ANT	EUT	Verdict
836.070	-43.94	4.75	-13.0	-30.94	173.00	Vertical	Vertical	N/A
881.612	-37.93	4.17	-13.0	-24.93	109.00	Vertical	Vertical	N/A
1673.100	-52.56	-4.34	-13.0	-39.56	67.00	Vertical	Vertical	Pass
3112.500	-49.65	5.50	-13.0	-36.65	214.00	Vertical	Vertical	Pass
6714.000	-38.99	15.68	-13.0	-25.99	284.00	Vertical	Vertical	Pass
8843.099	-40.22	14.72	-13.0	-27.22	244.00	Vertical	Vertical	Pass

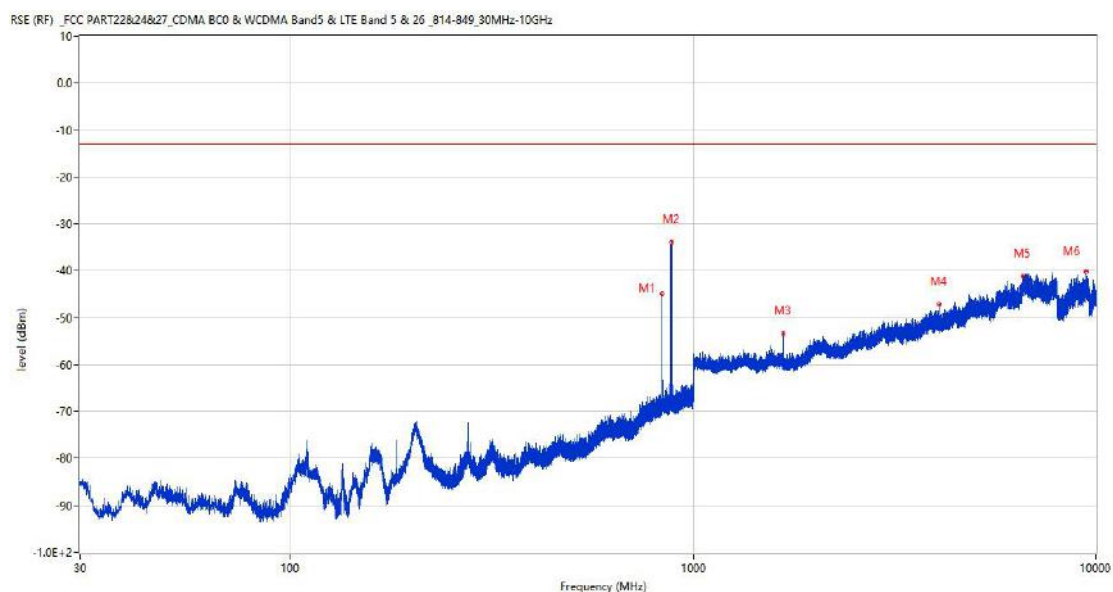
RSE-V&H LTE Band 5 BW1.4 CH20525



Frequency (MHz)	Result (dBm)	Factor (dB)	PK Limit (dBm)	Over Limit (dB)	Table (o)	ANT	EUT	Verdict
836.022	-46.28	4.75	-13.0	-33.28	172.00	Vertical	Horizontal	N/A
881.951	-33.94	4.17	-13.0	-20.94	172.00	Vertical	Horizontal	N/A
1673.300	-54.69	-4.39	-13.0	-41.69	178.00	Vertical	Horizontal	Pass
3349.250	-49.11	5.98	-13.0	-36.11	148.00	Vertical	Horizontal	Pass
6708.750	-40.51	15.66	-13.0	-27.51	148.00	Vertical	Horizontal	Pass
9458.500	-40.47	13.95	-13.0	-27.47	299.00	Vertical	Horizontal	Pass

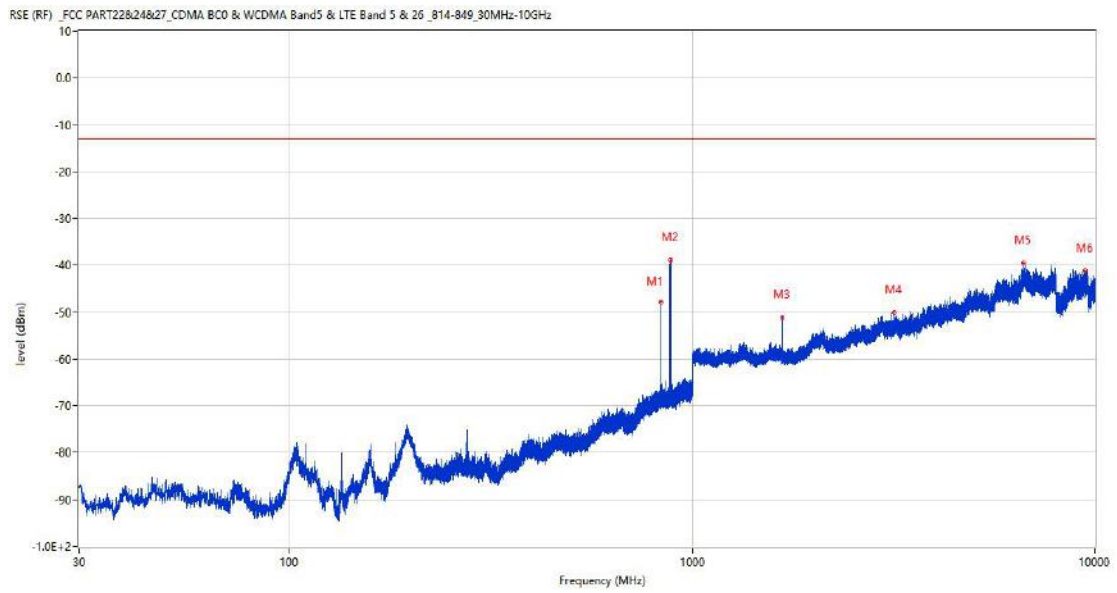
10.2 LTE Band 5 BW3, Middle Channel

RSE-H&H LTE Band 5 BW3 CH20525



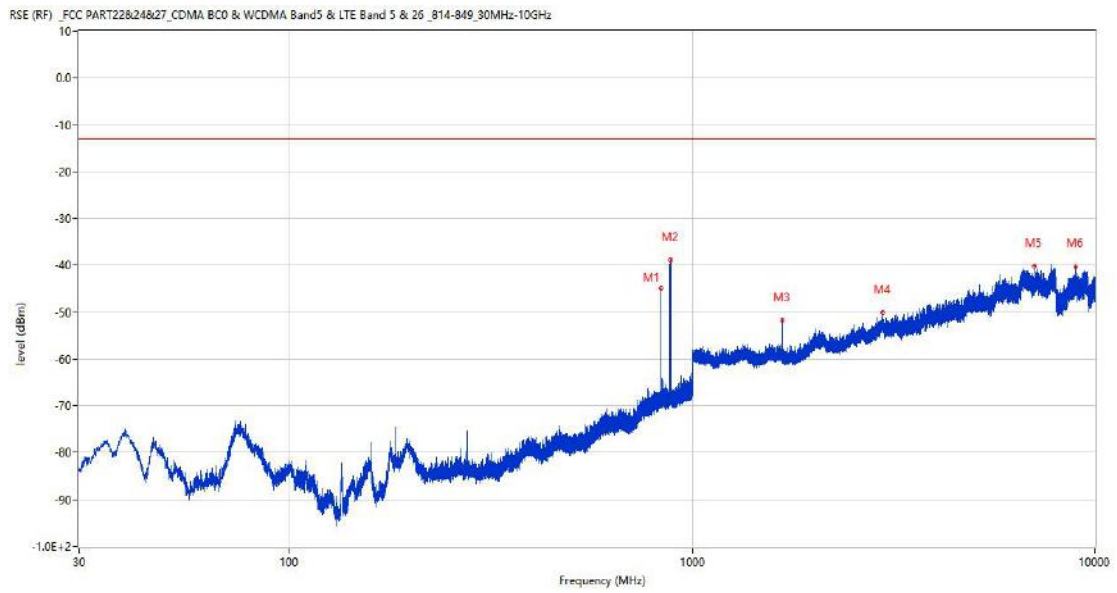
Frequency (MHz)	Result (dBm)	Factor (dB)	PK Limit (dBm)	Over Limit (dB)	Table (o)	ANT	EUT	Verdict
835.294	-44.82	4.72	-13.0	-31.82	265.00	Horizontal	Horizontal	N/A
882.242	-33.95	4.17	-13.0	-20.95	134.00	Horizontal	Horizontal	N/A
1671.300	-53.40	-4.31	-13.0	-40.40	352.00	Horizontal	Horizontal	Pass
4090.250	-47.09	8.72	-13.0	-34.09	344.00	Horizontal	Horizontal	Pass
6590.000	-41.25	14.16	-13.0	-28.25	224.00	Horizontal	Horizontal	Pass
9438.300	-40.11	14.04	-13.0	-27.11	253.00	Horizontal	Horizontal	Pass

RSE-H&V LTE Band 5 BW3 CH20525



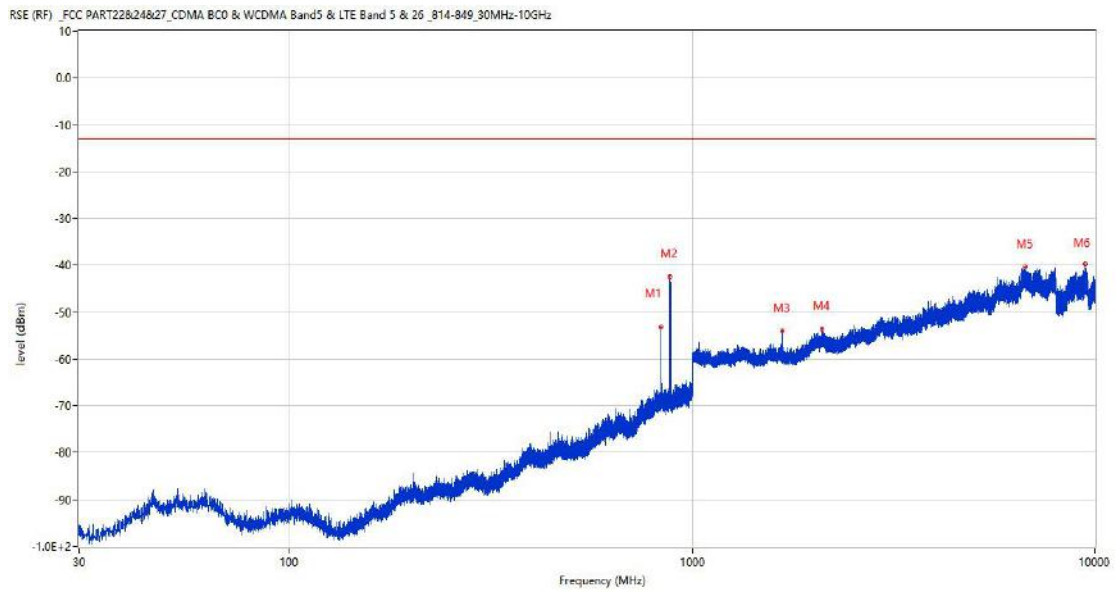
Frequency (MHz)	Result (dBm)	Factor (dB)	PK Limit (dBm)	Over Limit (dB)	Table (o)	ANT	EUT	Verdict
835.246	-47.75	4.72	-13.0	-34.75	198.00	Horizontal	Vertical	N/A
882.388	-38.91	4.17	-13.0	-25.91	65.00	Horizontal	Vertical	N/A
1671.100	-51.07	-4.31	-13.0	-38.07	19.00	Horizontal	Vertical	Pass
3180.250	-50.07	6.16	-13.0	-37.07	185.00	Horizontal	Vertical	Pass
6662.750	-39.44	14.74	-13.0	-26.44	274.00	Horizontal	Vertical	Pass
9439.600	-41.18	14.06	-13.0	-28.18	273.00	Horizontal	Vertical	Pass

RSE-V&V LTE Band 5 BW3 CH20525



Frequency (MHz)	Result (dBm)	Factor (dB)	PK Limit (dBm)	Over Limit (dB)	Table (o)	ANT	EUT	Verdict
835.294	-44.97	4.72	-13.0	-31.97	174.00	Vertical	Vertical	N/A
882.145	-38.95	4.17	-13.0	-25.95	207.00	Vertical	Vertical	N/A
1671.100	-51.80	-4.31	-13.0	-38.80	100.00	Vertical	Vertical	Pass
2978.700	-50.16	4.24	-13.0	-37.16	119.00	Vertical	Vertical	Pass
7056.250	-40.18	14.16	-13.0	-27.18	352.00	Vertical	Vertical	Pass
8959.901	-40.25	13.57	-13.0	-27.25	344.00	Vertical	Vertical	Pass

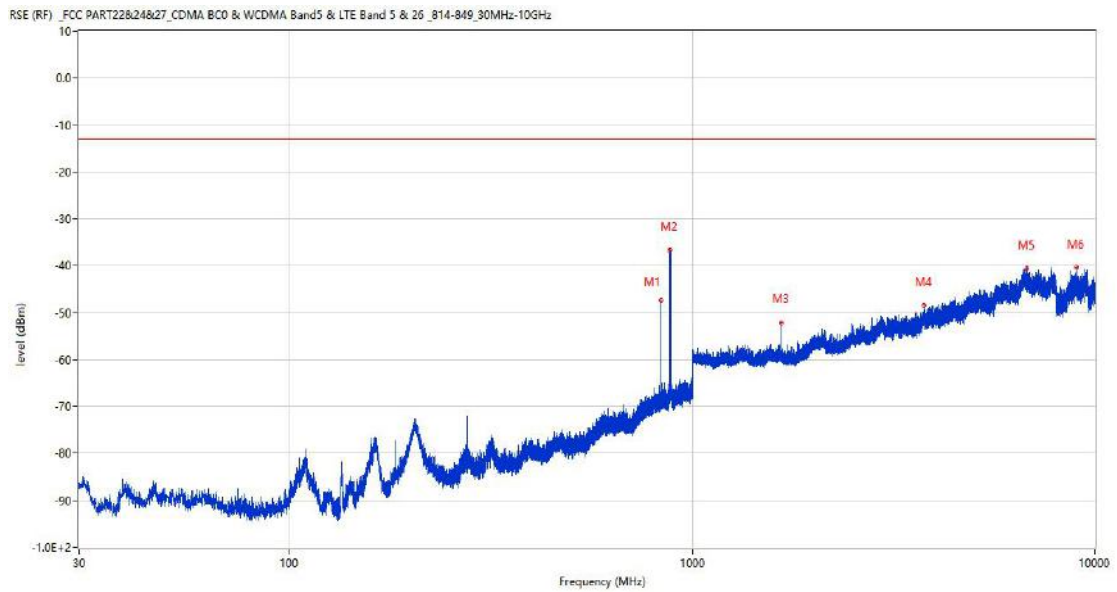
RSE-V&H LTE Band 5 BW3 CH20525



Frequency (MHz)	Result (dBm)	Factor (dB)	PK Limit (dBm)	Over Limit (dB)	Table (o)	ANT	EUT	Verdict
835.294	-53.23	4.72	-13.0	-40.23	173.00	Vertical	Horizontal	N/A
881.321	-42.43	4.17	-13.0	-29.43	166.00	Vertical	Horizontal	N/A
1671.400	-54.01	-4.30	-13.0	-41.01	183.00	Vertical	Horizontal	Pass
2101.100	-53.55	-0.13	-13.0	-40.55	196.00	Vertical	Horizontal	Pass
6704.750	-40.43	15.53	-13.0	-27.43	245.00	Vertical	Horizontal	Pass
9451.900	-39.82	14.16	-13.0	-26.82	207.00	Vertical	Horizontal	Pass

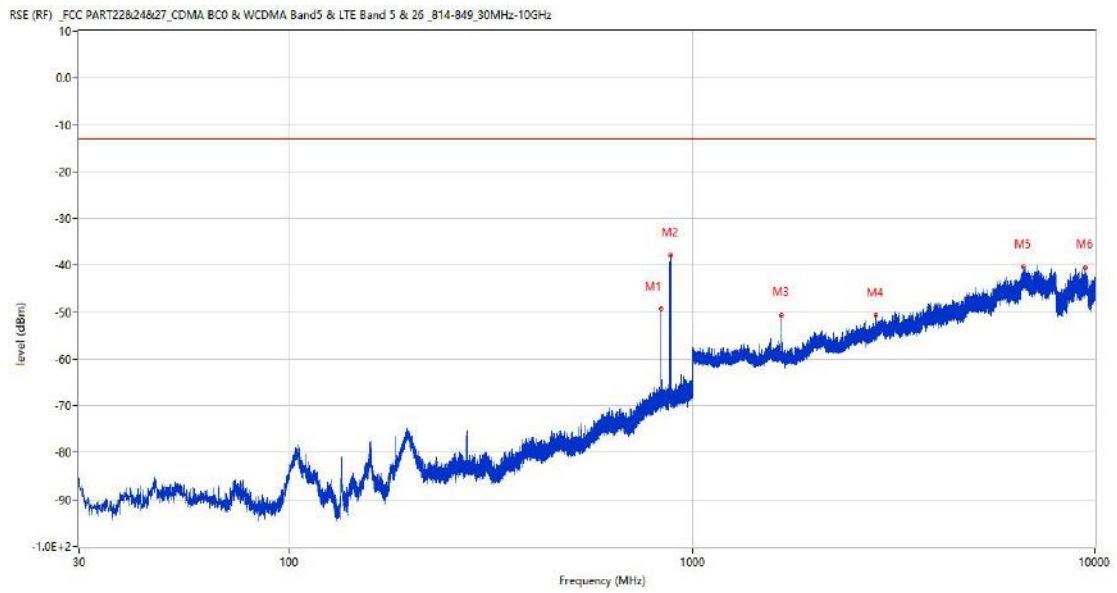
10.3 LTE Band 5 BW5, Middle Channel

RSE-H&H LTE Band 5 BW5 CH20525



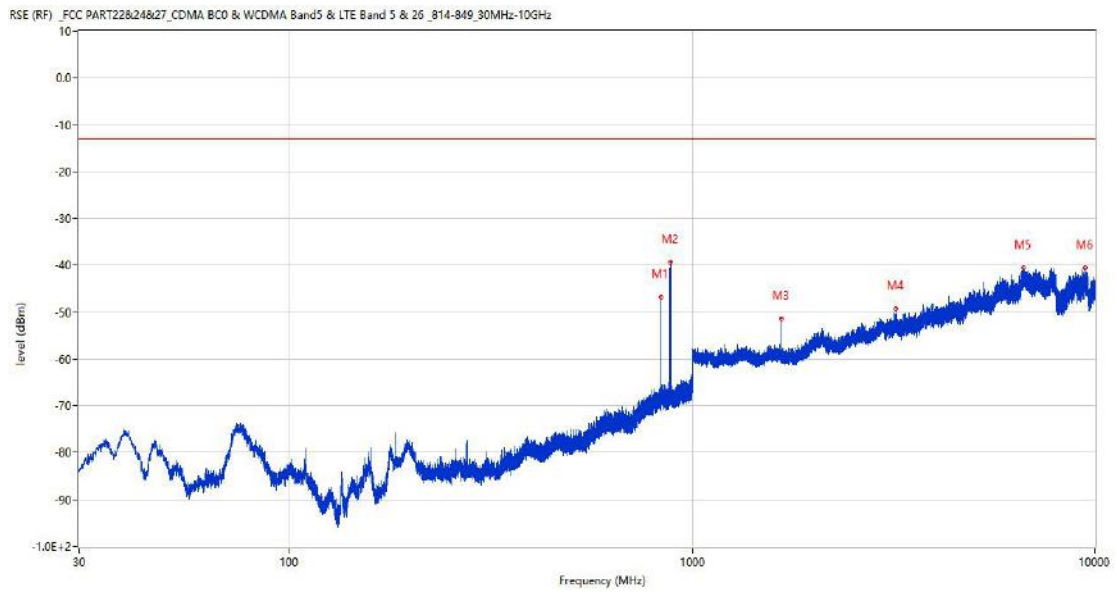
Frequency (MHz)	Result (dBm)	Factor (dB)	PK Limit (dBm)	Over Limit (dB)	Table (o)	ANT	EUT	Verdict
834.276	-47.30	4.68	-13.0	-34.30	257.00	Horizontal	Horizontal	N/A
880.884	-36.69	4.17	-13.0	-23.69	147.00	Horizontal	Horizontal	N/A
1669.600	-52.13	-4.23	-13.0	-39.13	345.00	Horizontal	Horizontal	Pass
3768.250	-48.41	8.84	-13.0	-35.41	298.00	Horizontal	Horizontal	Pass
6771.250	-40.64	14.34	-13.0	-27.64	224.00	Horizontal	Horizontal	Pass
9001.500	-40.40	13.56	-13.0	-27.40	255.00	Horizontal	Horizontal	Pass

RSE-H&V LTE Band 5 BW5 CH20525



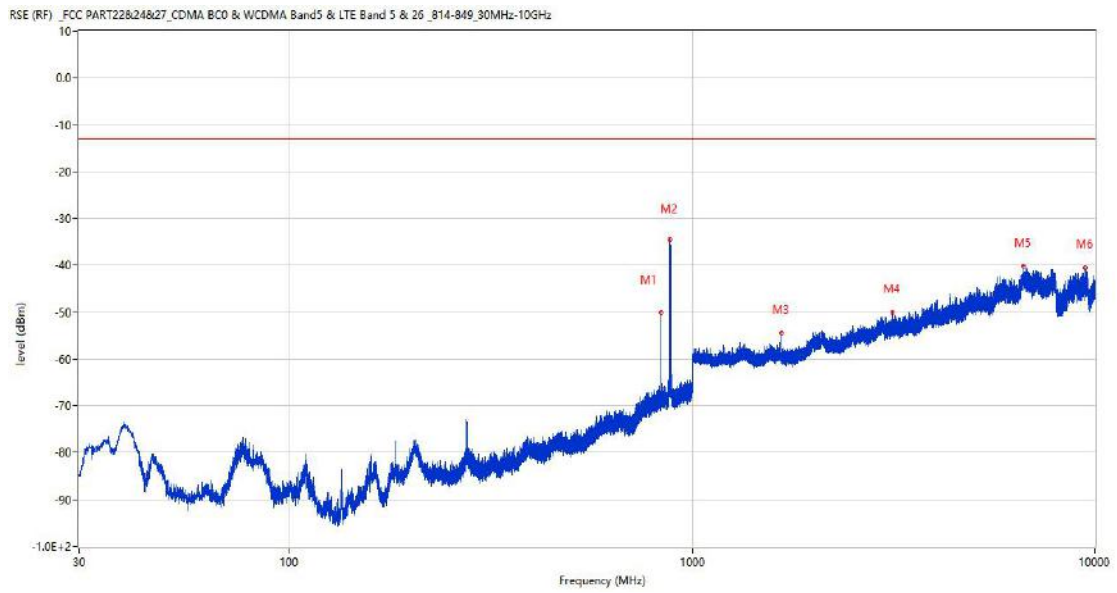
Frequency (MHz)	Result (dBm)	Factor (dB)	PK Limit (dBm)	Over Limit (dB)	Table (o)	ANT	EUT	Verdict
834.324	-49.35	4.68	-13.0	-36.35	141.00	Horizontal	Vertical	N/A
882.388	-37.90	4.17	-13.0	-24.90	64.00	Horizontal	Vertical	N/A
1669.500	-50.63	-4.23	-13.0	-37.63	16.00	Horizontal	Vertical	Pass
2861.600	-50.74	2.26	-13.0	-37.74	270.00	Horizontal	Vertical	Pass
6640.250	-40.36	15.06	-13.0	-27.36	355.00	Horizontal	Vertical	Pass
9462.200	-40.61	13.84	-13.0	-27.61	34.00	Horizontal	Vertical	Pass

RSE-V&V LTE Band 5 BW5 CH20525



Frequency (MHz)	Result (dBm)	Factor (dB)	PK Limit (dBm)	Over Limit (dB)	Table (o)	ANT	EUT	Verdict
834.324	-46.83	4.68	-13.0	-33.83	173.00	Vertical	Vertical	N/A
883.503	-39.29	4.18	-13.0	-26.29	107.00	Vertical	Vertical	N/A
1669.600	-51.36	-4.23	-13.0	-38.36	55.00	Vertical	Vertical	Pass
3213.500	-49.29	5.82	-13.0	-36.29	142.00	Vertical	Vertical	Pass
6653.500	-40.47	15.02	-13.0	-27.47	320.00	Vertical	Vertical	Pass
9448.600	-40.46	14.20	-13.0	-27.46	160.00	Vertical	Vertical	Pass

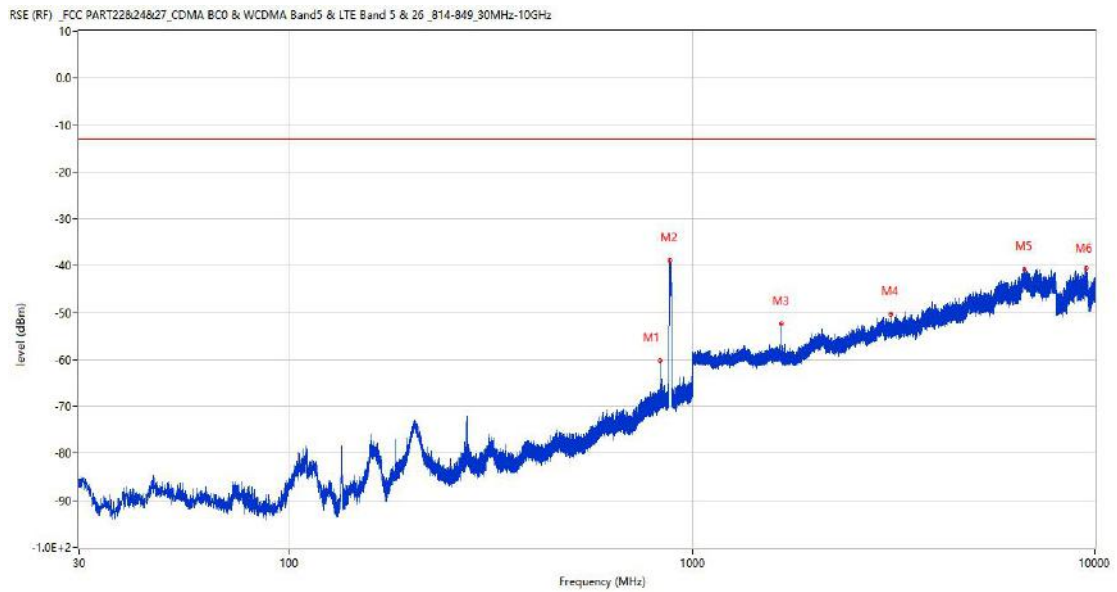
RSE-V&H LTE Band 5 BW5 CH20525



Frequency (MHz)	Result (dBm)	Factor (dB)	PK Limit (dBm)	Over Limit (dB)	Table (o)	ANT	EUT	Verdict
834.372	-50.17	4.69	-13.0	-37.17	173.00	Vertical	Horizontal	N/A
879.671	-34.53	4.21	-13.0	-21.53	161.00	Vertical	Horizontal	N/A
1669.100	-54.38	-4.24	-13.0	-41.38	187.00	Vertical	Horizontal	Pass
3137.250	-50.06	5.47	-13.0	-37.06	169.00	Vertical	Horizontal	Pass
6665.000	-40.09	14.69	-13.0	-27.09	105.00	Vertical	Horizontal	Pass
9439.600	-40.58	14.06	-13.0	-27.58	43.00	Vertical	Horizontal	Pass

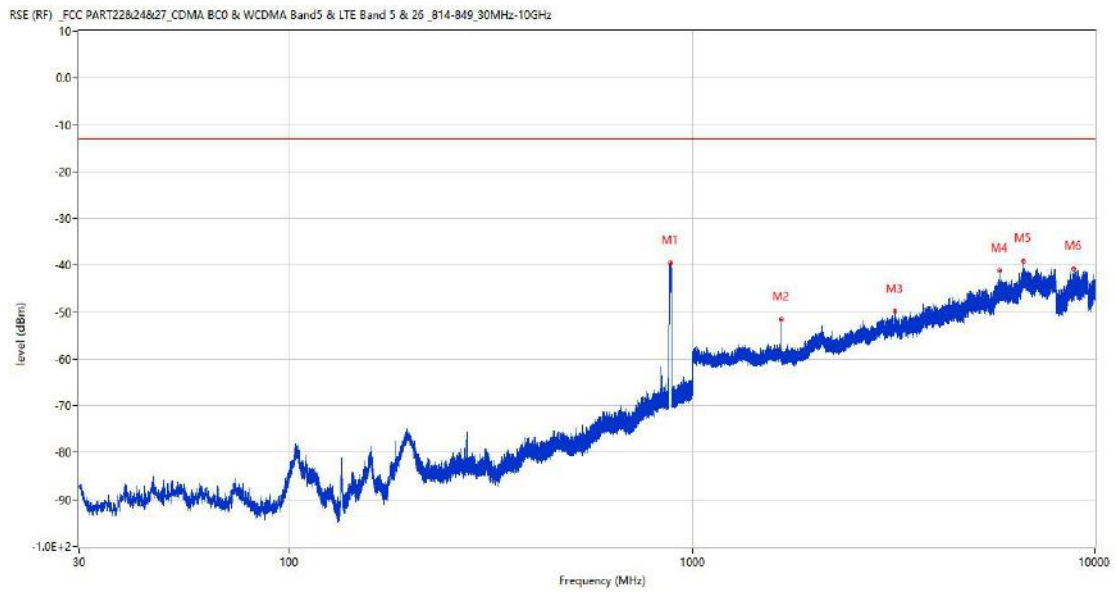
10.4 LTE Band 5 BW10, Middle Channel

RSE-H&H LTE Band 5 BW10 CH20525



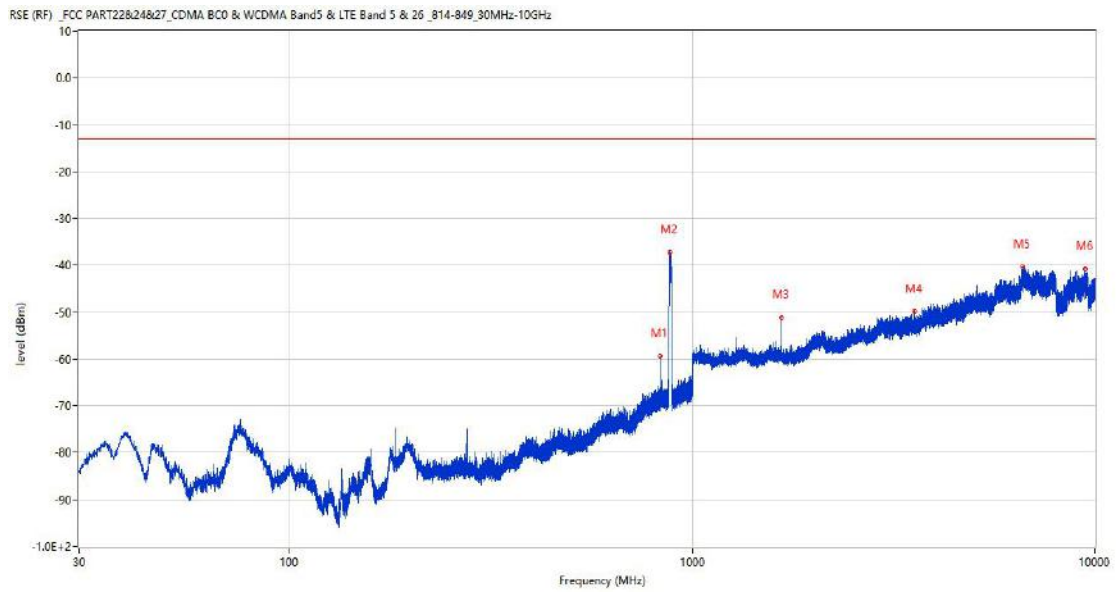
Frequency (MHz)	Result (dBm)	Factor (dB)	PK Limit (dBm)	Over Limit (dB)	Table (o)	ANT	EUT	Verdict
832.142	-60.20	4.60	-13.0	-47.20	101.00	Horizontal	Horizontal	N/A
879.623	-38.98	4.21	-13.0	-25.98	145.00	Horizontal	Horizontal	N/A
1664.700	-52.38	-4.34	-13.0	-39.38	36.00	Horizontal	Horizontal	Pass
3104.750	-50.23	5.39	-13.0	-37.23	38.00	Horizontal	Horizontal	Pass
6672.500	-40.81	14.62	-13.0	-27.81	60.00	Horizontal	Horizontal	Pass
9507.299	-40.45	12.86	-13.0	-27.45	144.00	Horizontal	Horizontal	Pass

RSE-H&V LTE Band 5 BW10 CH20525



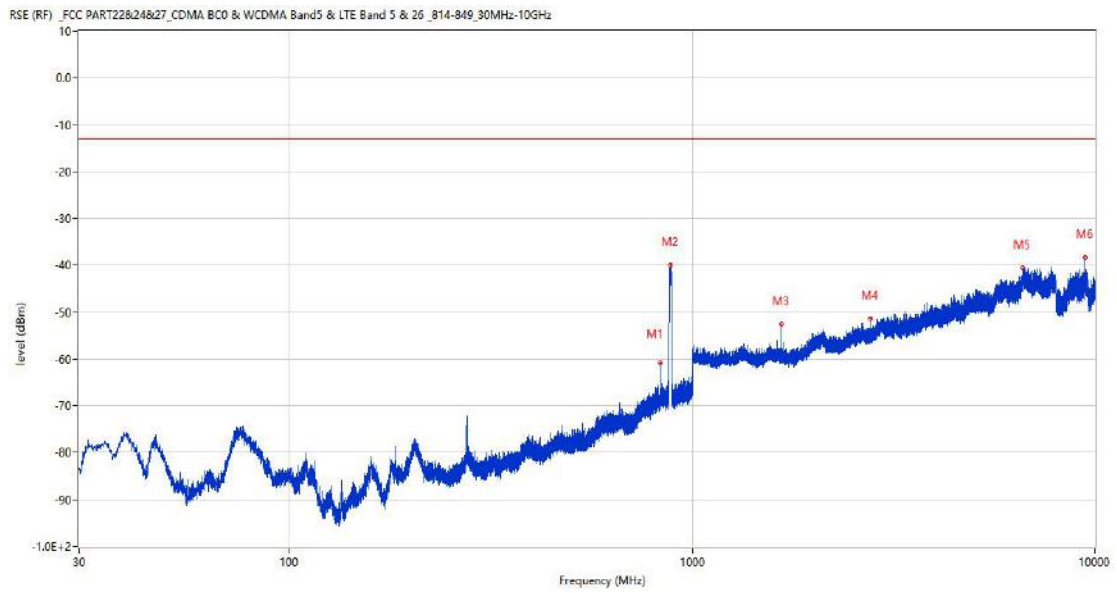
Frequency (MHz)	Result (dBm)	Factor (dB)	PK Limit (dBm)	Over Limit (dB)	Table (o)	ANT	EUT	Verdict
881.903	-39.59	4.17	-13.0	-26.59	136.00	Horizontal	Vertical	N/A
1665.000	-51.62	-4.29	-13.0	-38.62	18.00	Horizontal	Vertical	Pass
3182.500	-49.89	6.15	-13.0	-36.89	337.00	Horizontal	Vertical	Pass
5811.250	-41.10	11.88	-13.0	-28.10	315.00	Horizontal	Vertical	Pass
6650.000	-39.13	15.12	-13.0	-26.13	151.00	Horizontal	Vertical	Pass
8841.099	-40.77	14.68	-13.0	-27.77	3.00	Horizontal	Vertical	Pass

RSE-V&V LTE Band 5 BW10 CH20525



Frequency (MHz)	Result (dBm)	Factor (dB)	PK Limit (dBm)	Over Limit (dB)	Table (o)	ANT	EUT	Verdict
832.142	-59.37	4.60	-13.0	-46.37	173.00	Vertical	Vertical	N/A
879.186	-37.26	4.23	-13.0	-24.26	95.00	Vertical	Vertical	N/A
1665.000	-51.04	-4.29	-13.0	-38.04	74.00	Vertical	Vertical	Pass
3571.250	-49.81	6.89	-13.0	-36.81	283.00	Vertical	Vertical	Pass
6628.250	-40.28	14.85	-13.0	-27.28	261.00	Vertical	Vertical	Pass
9441.000	-40.82	14.08	-13.0	-27.82	125.00	Vertical	Vertical	Pass

RSE-V&H LTE Band 5 BW10 CH20525

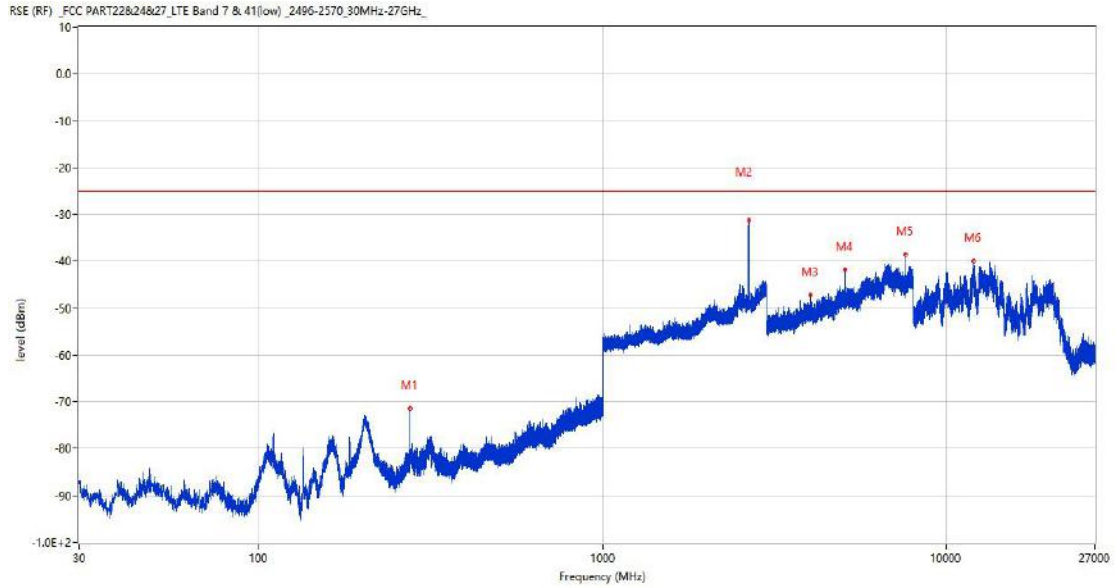


Frequency (MHz)	Result (dBm)	Factor (dB)	PK Limit (dBm)	Over Limit (dB)	Table (o)	ANT	EUT	Verdict
832.093	-60.86	4.59	-13.0	-47.86	171.00	Vertical	Horizontal	N/A
884.279	-39.87	4.22	-13.0	-26.87	107.00	Vertical	Horizontal	N/A
1665.000	-52.58	-4.29	-13.0	-39.58	73.00	Vertical	Horizontal	Pass
2776.500	-51.40	1.59	-13.0	-38.40	73.00	Vertical	Horizontal	Pass
6634.250	-40.54	14.83	-13.0	-27.54	357.00	Vertical	Horizontal	Pass
9463.200	-38.25	13.81	-13.0	-25.25	61.00	Vertical	Horizontal	Pass

11 LTE Band 7

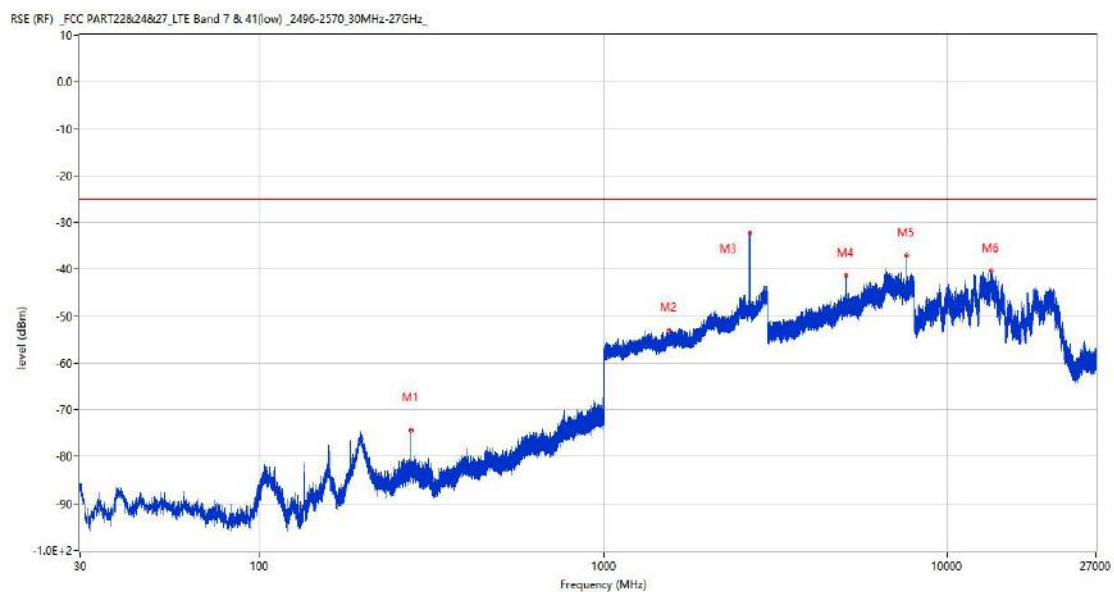
11.1 LTE Band 7 BW5, Middle Channel

RSE-H&H LTE Band 7 BW5 CH21100



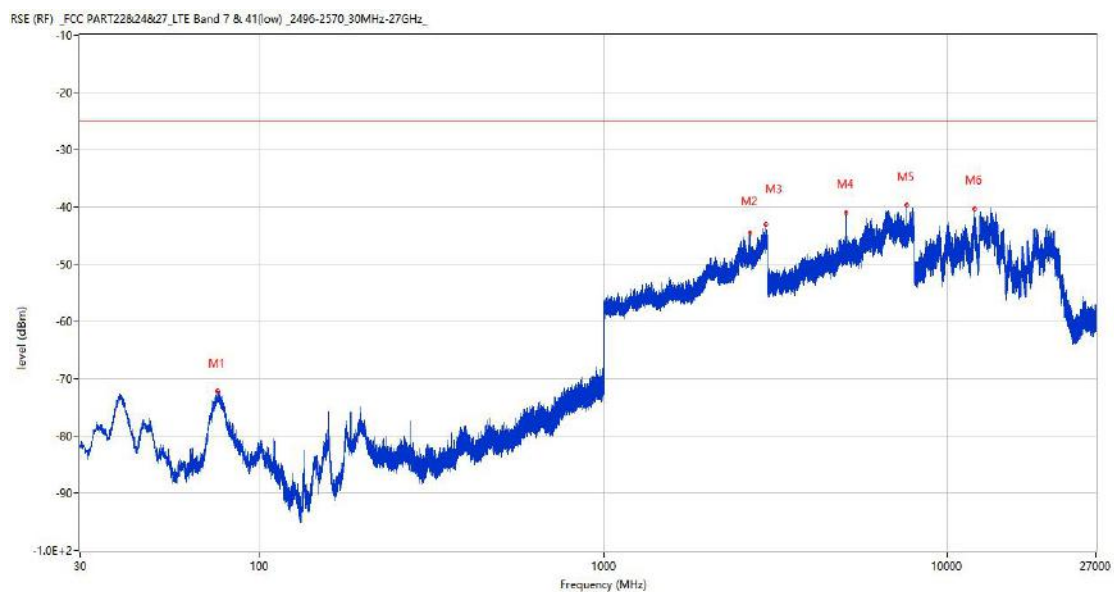
Frequency (MHz)	Result (dBm)	Factor (dB)	PK Limit (dBm)	Over Limit (dB)	Table (o)	ANT	EUT	Verdict
275.604	-71.52	-13.96	-25.0	-46.52	117.00	Horizontal	Horizontal	Pass
2655.600	-31.31	8.20	-25.0	-6.31	194.00	Horizontal	Horizontal	N/A
4028.500	-47.19	9.20	-25.0	-22.19	1.00	Horizontal	Horizontal	Pass
5066.250	-41.76	11.31	-25.0	-16.76	109.00	Horizontal	Horizontal	Pass
7598.750	-38.39	12.71	-25.0	-13.39	330.00	Horizontal	Horizontal	Pass
11949.625	-39.90	14.01	-25.0	-14.90	33.00	Horizontal	Horizontal	Pass

RSE-H&V LTE Band 7 BW5 CH21100



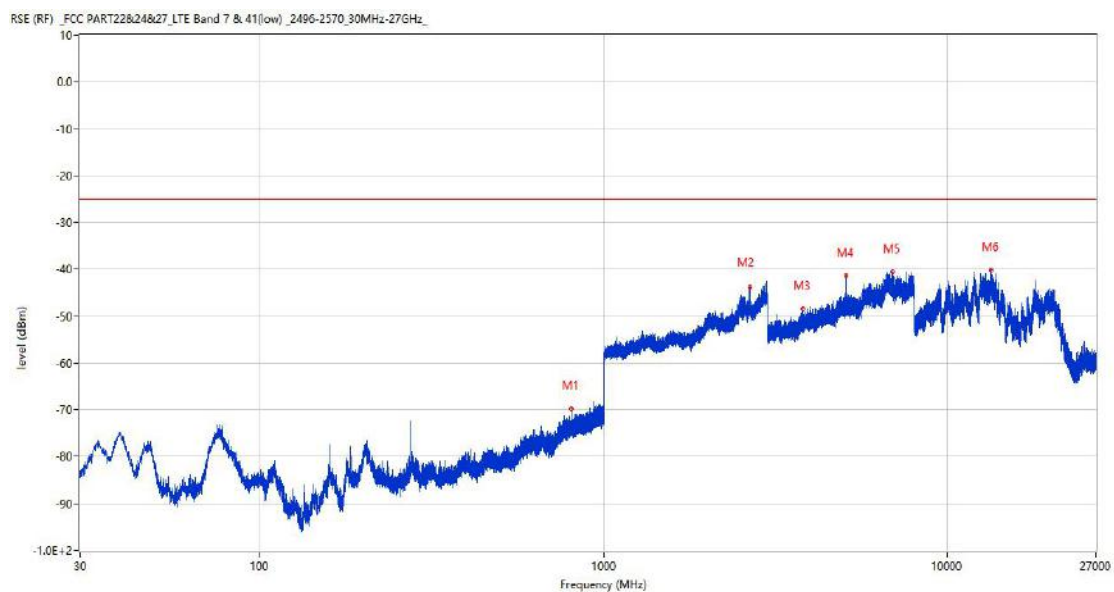
Frequency (MHz)	Result (dBm)	Factor (dB)	PK Limit (dBm)	Over Limit (dB)	Table (o)	ANT	EUT	Verdict
275.507	-74.35	-13.97	-25.0	-49.35	280.00	Horizontal	Vertical	Pass
1548.500	-52.99	0.22	-25.0	-27.99	240.00	Horizontal	Vertical	Pass
2656.900	-32.26	8.09	-25.0	-7.26	201.00	Horizontal	Vertical	N/A
5066.250	-41.42	11.31	-25.0	-16.42	100.00	Horizontal	Vertical	Pass
7599.000	-36.98	12.72	-25.0	-11.98	144.00	Horizontal	Vertical	Pass
13410.450	-40.30	16.78	-25.0	-15.30	136.00	Horizontal	Vertical	Pass

RSE-V&V LTE Band 7 BW5 CH21100



Frequency (MHz)	Result (dBm)	Factor (dB)	PK Limit (dBm)	Over Limit (dB)	Table (o)	ANT	EUT	Verdict
75.251	-72.25	-20.96	-25.0	-47.25	116.00	Vertical	Vertical	Pass
2657.600	-44.59	8.05	-25.0	-19.59	182.00	Vertical	Vertical	N/A
2968.000	-42.98	11.97	-25.0	-17.98	173.00	Vertical	Vertical	Pass
5066.500	-41.00	11.33	-25.0	-16.00	55.00	Vertical	Vertical	Pass
7599.000	-39.63	12.72	-25.0	-14.63	360.00	Vertical	Vertical	Pass
11981.924	-40.33	13.89	-25.0	-15.33	103.00	Vertical	Vertical	Pass

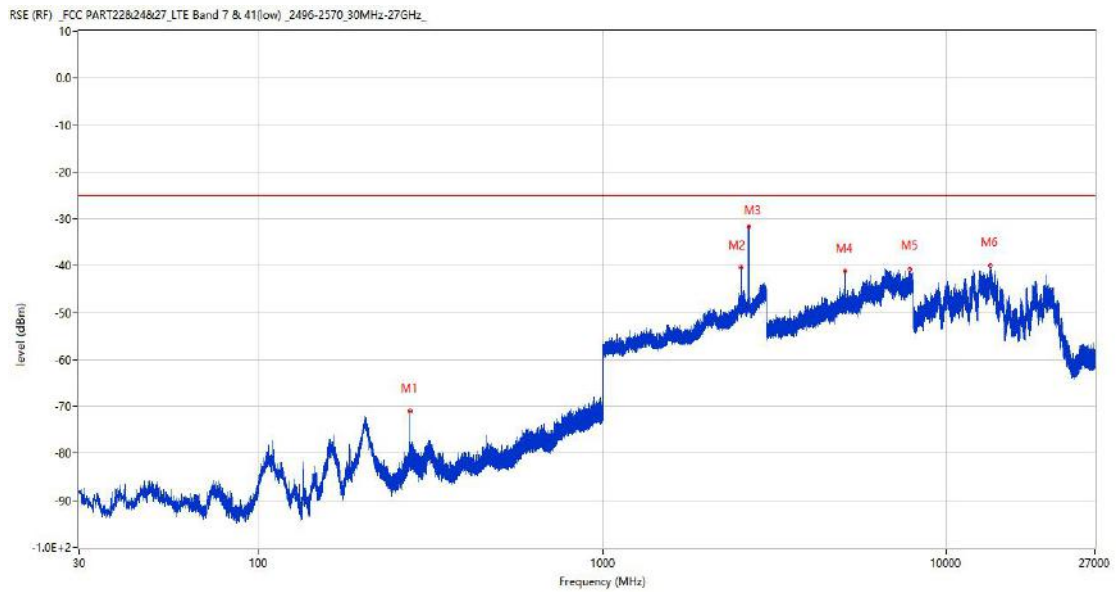
RSE-V&H LTE Band 7 BW5 CH21100



Frequency (MHz)	Result (dBm)	Factor (dB)	PK Limit (dBm)	Over Limit (dB)	Table (o)	ANT	EUT	Verdict
806.825	-69.81	-1.16	-25.0	-44.81	0.00	Vertical	Horizontal	Pass
2656.100	-43.90	8.18	-25.0	-18.90	3.00	Vertical	Horizontal	N/A
3785.250	-48.47	7.98	-25.0	-23.47	64.00	Vertical	Horizontal	Pass
5066.250	-41.35	11.31	-25.0	-16.35	199.00	Vertical	Horizontal	Pass
6929.500	-40.63	14.03	-25.0	-15.63	360.00	Vertical	Horizontal	Pass
13360.050	-40.19	16.63	-25.0	-15.19	262.00	Vertical	Horizontal	Pass

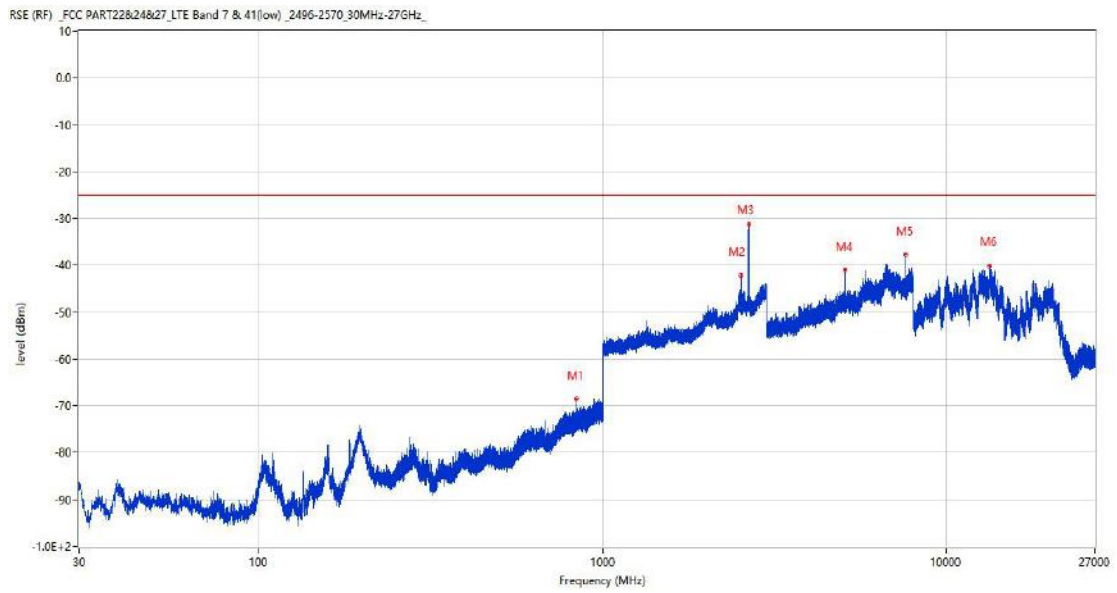
11.2 LTE Band 7 BW10, Middle Channel

RSE-H&H LTE Band 7 BW10 CH21100



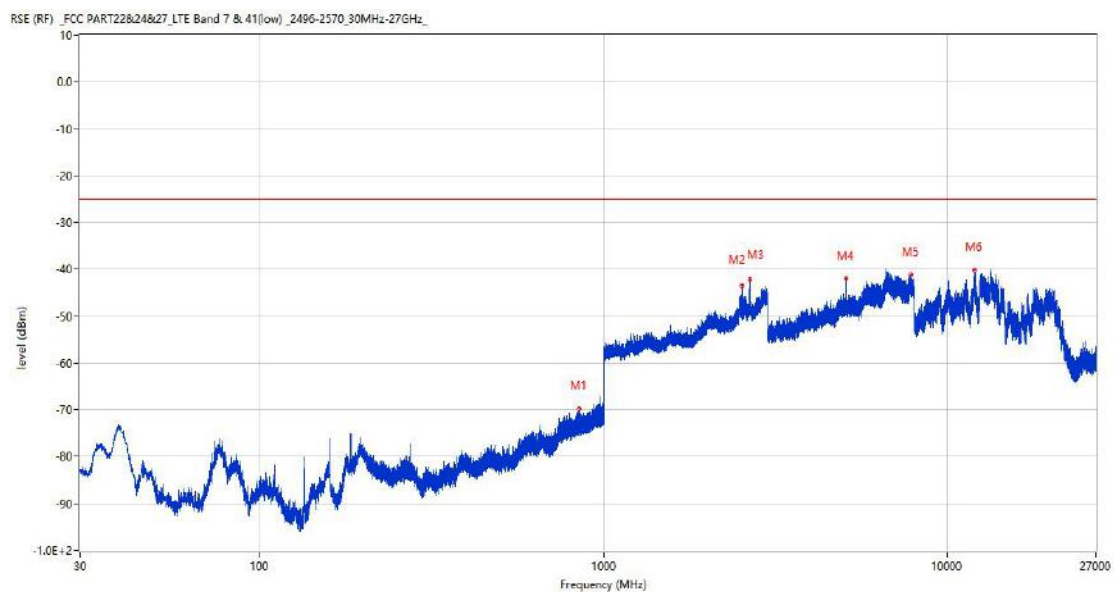
Frequency (MHz)	Result (dBm)	Factor (dB)	PK Limit (dBm)	Over Limit (dB)	Table (o)	ANT	EUT	Verdict
275.556	-71.08	-13.96	-25.0	-46.08	104.00	Horizontal	Horizontal	Pass
2531.400	-40.42	8.18	-25.0	-15.42	154.00	Horizontal	Horizontal	N/A
2656.300	-31.54	8.17	-25.0	-6.54	201.00	Horizontal	Horizontal	N/A
5061.750	-41.26	11.23	-25.0	-16.26	359.00	Horizontal	Horizontal	Pass
7821.500	-40.74	16.17	-25.0	-15.74	279.00	Horizontal	Horizontal	Pass
13386.037	-39.85	16.88	-25.0	-14.85	112.00	Horizontal	Horizontal	Pass

RSE-H&V LTE Band 7 BW10 CH21100



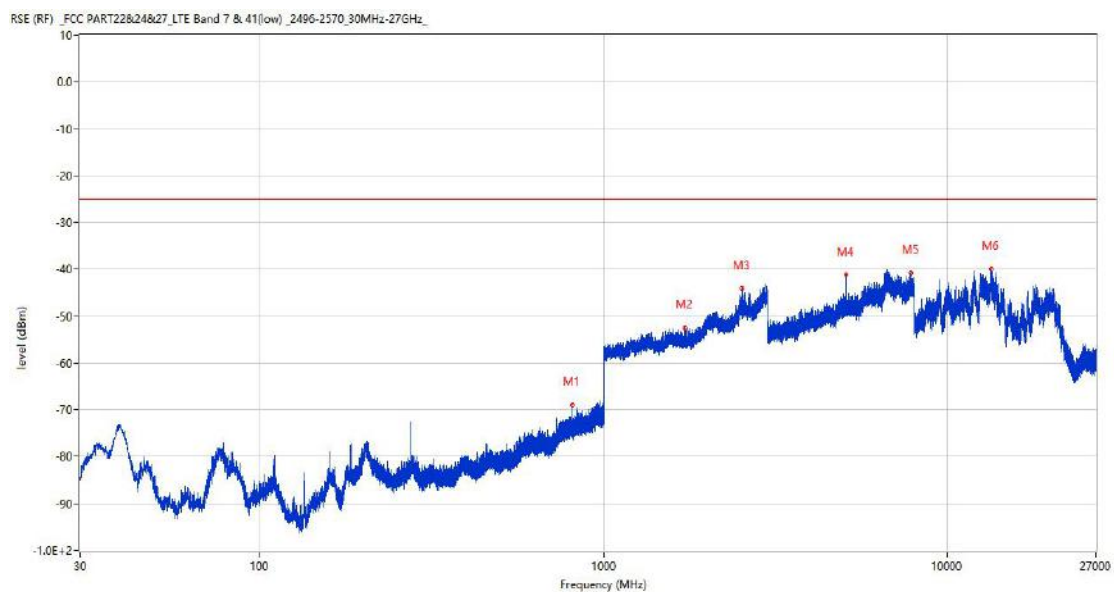
Frequency (MHz)	Result (dBm)	Factor (dB)	PK Limit (dBm)	Over Limit (dB)	Table (o)	ANT	EUT	Verdict
839.998	-68.54	-0.10	-25.0	-43.54	315.00	Horizontal	Vertical	Pass
2531.200	-42.17	8.18	-25.0	-17.17	182.00	Horizontal	Vertical	N/A
2655.000	-31.20	8.26	-25.0	-6.20	210.00	Horizontal	Vertical	N/A
5061.750	-40.93	11.23	-25.0	-15.93	111.00	Horizontal	Vertical	Pass
7592.000	-37.63	12.81	-25.0	-12.63	144.00	Horizontal	Vertical	Pass
13347.713	-40.07	16.45	-25.0	-15.07	1.00	Horizontal	Vertical	Pass

RSE-V&V LTE Band 7 BW10 CH21100



Frequency (MHz)	Result (dBm)	Factor (dB)	PK Limit (dBm)	Over Limit (dB)	Table (o)	ANT	EUT	Verdict
850.862	-69.71	-0.20	-25.0	-44.71	1.00	Vertical	Vertical	Pass
2531.600	-43.53	8.18	-25.0	-18.53	360.00	Vertical	Vertical	N/A
2657.600	-42.30	8.05	-25.0	-17.30	3.00	Vertical	Vertical	N/A
5061.750	-41.93	11.23	-25.0	-16.93	22.00	Vertical	Vertical	Pass
7807.000	-41.26	16.15	-25.0	-16.26	133.00	Vertical	Vertical	Pass
11956.750	-40.15	13.98	-25.0	-15.15	34.00	Vertical	Vertical	Pass

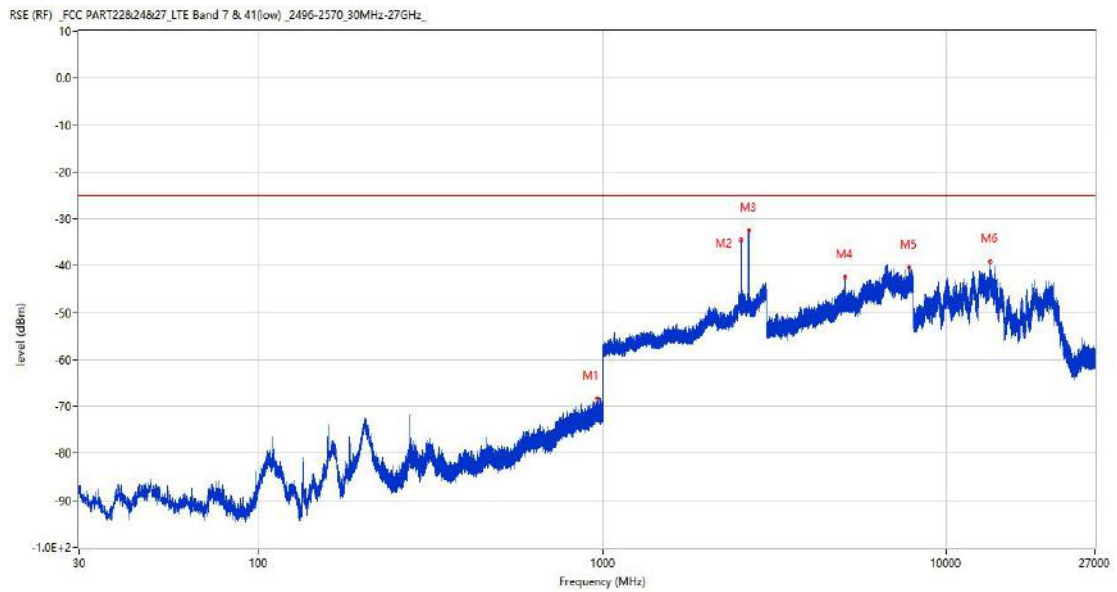
RSE-V&H LTE Band 7 BW10 CH21100



Frequency (MHz)	Result (dBm)	Factor (dB)	PK Limit (dBm)	Over Limit (dB)	Table (o)	ANT	EUT	Verdict
808.667	-68.86	-1.14	-25.0	-43.86	327.00	Vertical	Horizontal	Pass
1718.700	-52.65	-0.15	-25.0	-27.65	117.00	Vertical	Horizontal	Pass
2531.400	-44.12	8.18	-25.0	-19.12	41.00	Vertical	Horizontal	N/A
5061.500	-41.07	11.20	-25.0	-16.07	193.00	Vertical	Horizontal	Pass
7809.750	-40.84	16.25	-25.0	-15.84	75.00	Vertical	Horizontal	Pass
13384.988	-39.93	16.87	-25.0	-14.93	290.00	Vertical	Horizontal	Pass

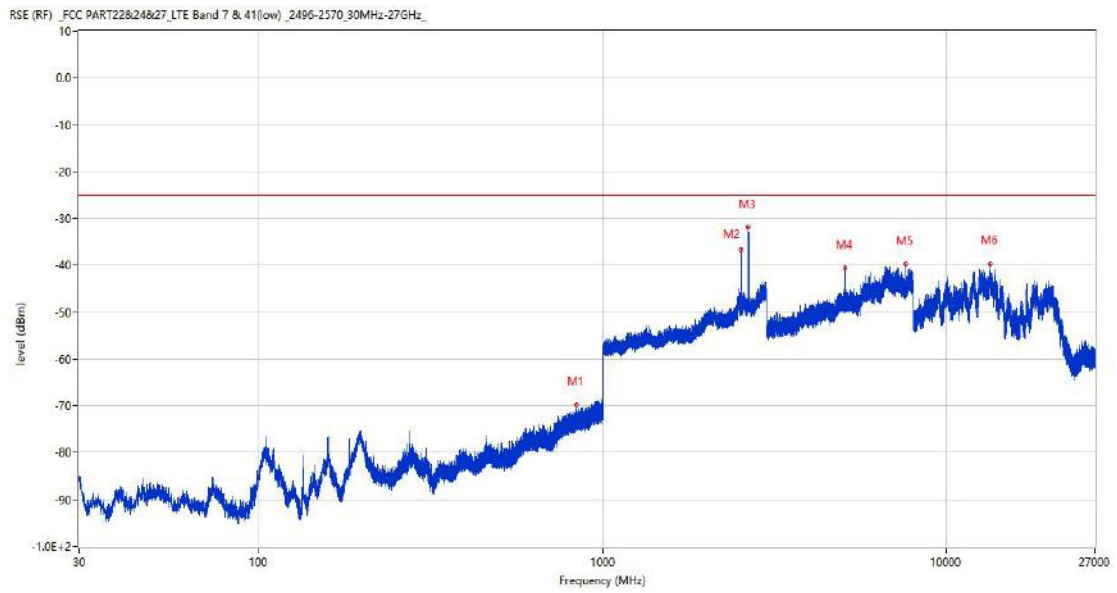
11.3 LTE Band 7 BW15, Middle Channel

RSE-H&H LTE Band 7 BW15 CH21100



Frequency (MHz)	Result (dBm)	Factor (dB)	PK Limit (dBm)	Over Limit (dB)	Table (o)	ANT	EUT	Verdict
963.576	-68.22	1.82	-25.0	-43.22	262.00	Horizontal	Horizontal	Pass
2529.100	-34.44	8.19	-25.0	-9.44	158.00	Horizontal	Horizontal	N/A
2661.100	-32.49	7.91	-25.0	-7.49	197.00	Horizontal	Horizontal	N/A
5057.250	-42.42	11.20	-25.0	-17.42	37.00	Horizontal	Horizontal	Pass
7791.000	-40.35	15.79	-25.0	-15.35	70.00	Horizontal	Horizontal	Pass
13391.287	-39.17	16.93	-25.0	-14.17	287.00	Horizontal	Horizontal	Pass

RSE-H&V LTE Band 7 BW15 CH21100



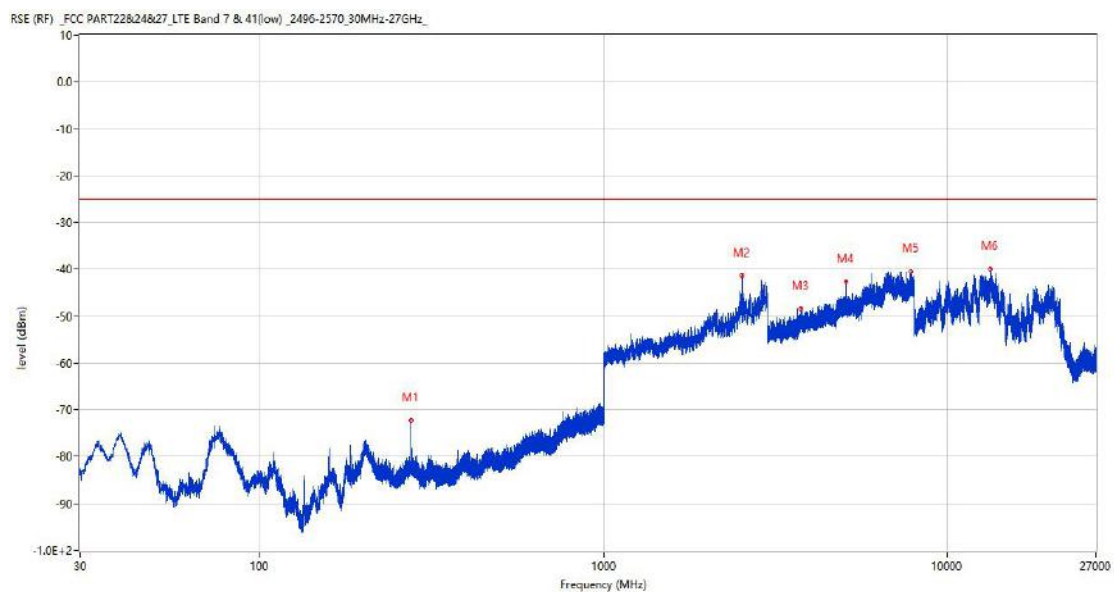
Frequency (MHz)	Result (dBm)	Factor (dB)	PK Limit (dBm)	Over Limit (dB)	Table (o)	ANT	EUT	Verdict
840.386	-69.82	-0.05	-25.0	-44.82	118.00	Horizontal	Vertical	Pass
2528.900	-36.68	8.19	-25.0	-11.68	163.00	Horizontal	Vertical	N/A
2652.700	-31.92	8.42	-25.0	-6.92	210.00	Horizontal	Vertical	N/A
5057.000	-40.62	11.18	-25.0	-15.62	23.00	Horizontal	Vertical	Pass
7586.000	-39.75	12.99	-25.0	-14.75	0.00	Horizontal	Vertical	Pass
13382.100	-39.76	16.84	-25.0	-14.76	0.00	Horizontal	Vertical	Pass

RSE-V&V LTE Band 7 BW15 CH21100



Frequency (MHz)	Result (dBm)	Factor (dB)	PK Limit (dBm)	Over Limit (dB)	Table (o)	ANT	EUT	Verdict
868.420	-69.98	-0.24	-25.0	-44.98	272.00	Vertical	Vertical	Pass
2529.200	-37.49	8.19	-25.0	-12.49	240.00	Vertical	Vertical	N/A
2656.900	-44.60	8.09	-25.0	-19.60	135.00	Vertical	Vertical	N/A
5057.500	-41.05	11.22	-25.0	-16.05	33.00	Vertical	Vertical	Pass
5810.250	-40.37	11.89	-25.0	-15.37	110.00	Vertical	Vertical	Pass
13802.625	-39.88	16.95	-25.0	-14.88	65.00	Vertical	Vertical	Pass

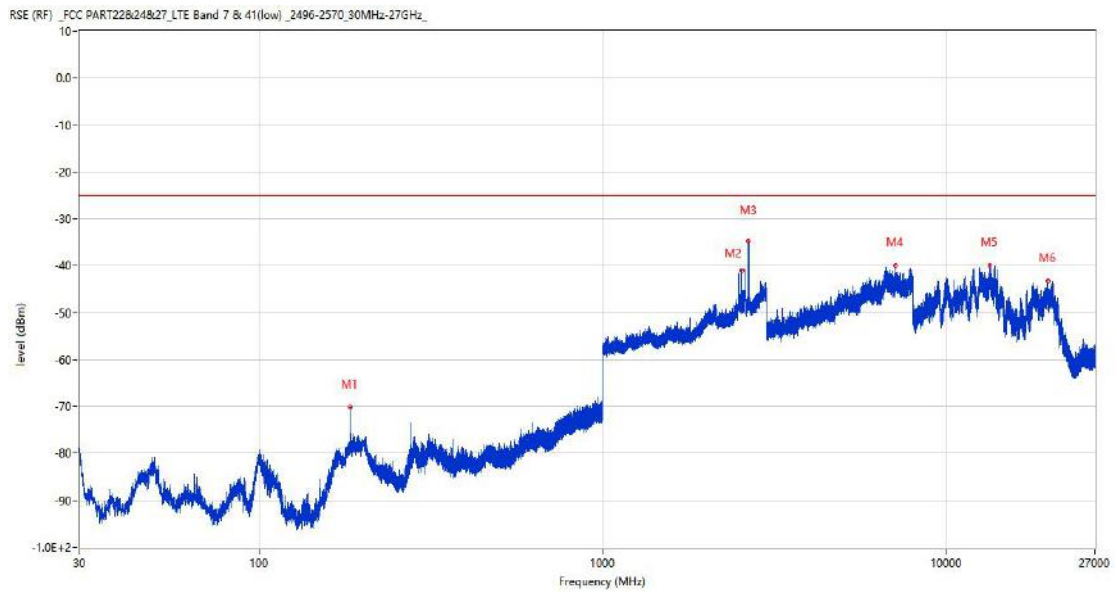
RSE-V&H LTE Band 7 BW15 CH21100



Frequency (MHz)	Result (dBm)	Factor (dB)	PK Limit (dBm)	Over Limit (dB)	Table (o)	ANT	EUT	Verdict
275.507	-72.34	-13.97	-25.0	-47.34	86.00	Vertical	Horizontal	Pass
2529.100	-41.43	8.19	-25.0	-16.43	14.00	Vertical	Horizontal	N/A
3754.750	-48.44	8.27	-25.0	-23.44	148.00	Vertical	Horizontal	Pass
5057.250	-42.66	11.20	-25.0	-17.66	192.00	Vertical	Horizontal	Pass
7821.250	-40.61	16.13	-25.0	-15.61	159.00	Vertical	Horizontal	Pass
13347.713	-39.83	16.45	-25.0	-14.83	160.00	Vertical	Horizontal	Pass

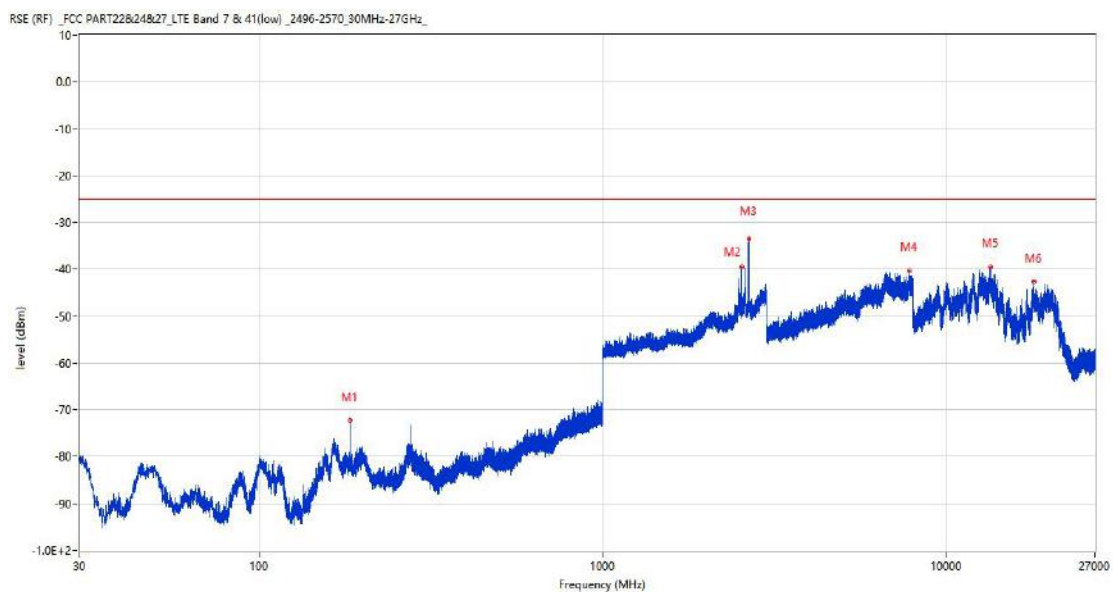
11.4 LTE Band 7 BW20, Middle Channel

RSE-H&H LTE Band 7 BW20 CH21100



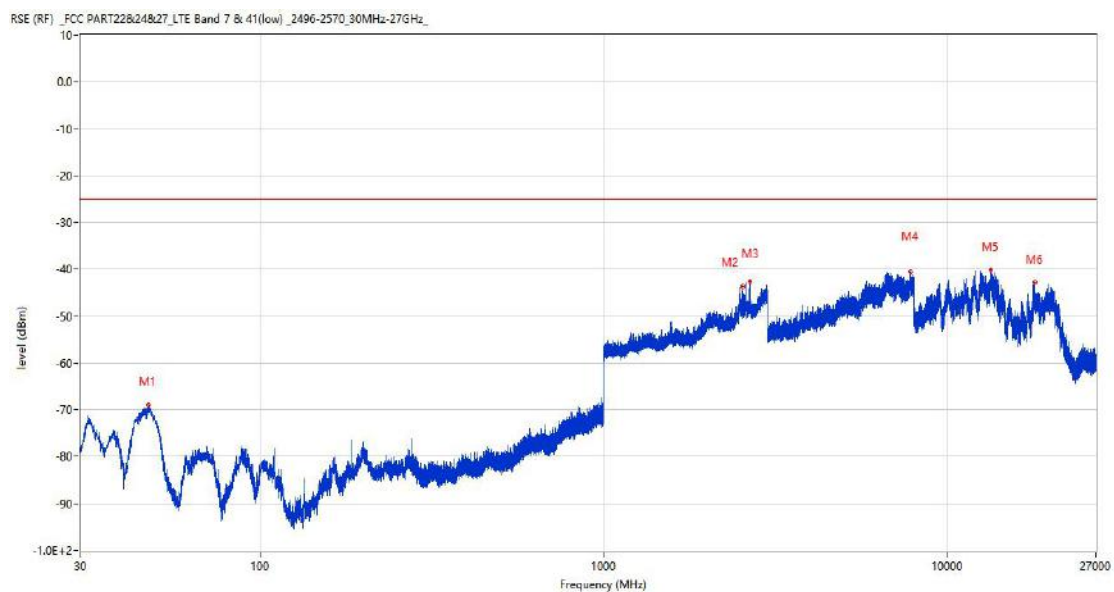
Frequency (MHz)	Result (dBm)	Factor (dB)	PK Limit (dBm)	Over Limit (dB)	Table (o)	ANT	EUT	Verdict
183.696	-70.13	-17.34	-25.0	-45.13	318.00	Horizontal	Horizontal	Pass
2538.900	-40.91	8.15	-25.0	-15.91	160.00	Horizontal	Horizontal	N/A
2649.200	-34.67	8.52	-25.0	-9.67	127.00	Horizontal	Horizontal	N/A
7083.250	-39.96	13.37	-25.0	-14.96	163.00	Horizontal	Horizontal	Pass
13376.588	-40.01	16.79	-25.0	-15.01	0.00	Horizontal	Horizontal	Pass
19737.000	-43.29	12.94	-25.0	-18.29	342.00	Horizontal	Horizontal	Pass

RSE-H&V LTE Band 7 BW20 CH21100



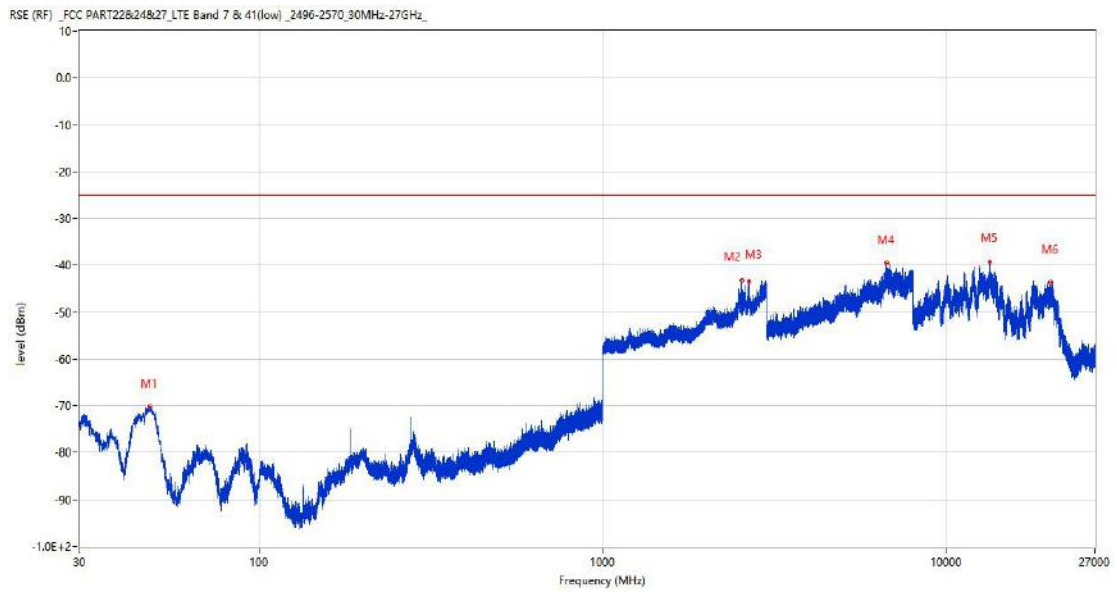
Frequency (MHz)	Result (dBm)	Factor (dB)	PK Limit (dBm)	Over Limit (dB)	Table (o)	ANT	EUT	Verdict
183.794	-72.27	-17.31	-25.0	-47.27	280.00	Horizontal	Vertical	Pass
2538.500	-39.55	8.15	-25.0	-14.55	154.00	Horizontal	Vertical	N/A
2658.600	-33.45	8.03	-25.0	-8.45	197.00	Horizontal	Vertical	N/A
7808.000	-40.41	16.04	-25.0	-15.41	287.00	Horizontal	Vertical	Pass
13418.063	-39.48	16.61	-25.0	-14.48	138.00	Horizontal	Vertical	Pass
17975.063	-42.55	13.47	-25.0	-17.55	308.00	Horizontal	Vertical	Pass

RSE-V&V LTE Band 7 BW20 CH21100



Frequency (MHz)	Result (dBm)	Factor (dB)	PK Limit (dBm)	Over Limit (dB)	Table (o)	ANT	EUT	Verdict
47.218	-69.00	-16.85	-25.0	-44.00	241.00	Vertical	Vertical	Pass
2538.900	-43.66	8.15	-25.0	-18.66	119.00	Vertical	Vertical	N/A
2661.400	-42.63	7.90	-25.0	-17.63	185.00	Vertical	Vertical	N/A
7803.500	-40.57	15.96	-25.0	-15.57	172.00	Vertical	Vertical	Pass
13388.137	-40.21	16.90	-25.0	-15.21	116.00	Vertical	Vertical	Pass
17950.913	-42.78	14.07	-25.0	-17.78	360.00	Vertical	Vertical	Pass

RSE-V&H LTE Band 7 BW20 CH21100

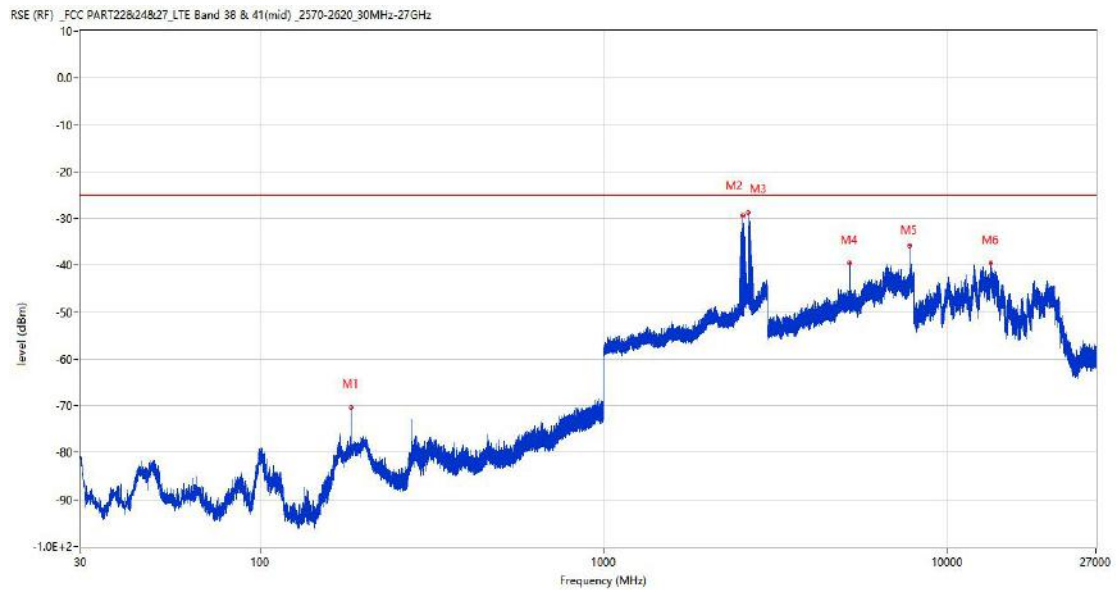


Frequency (MHz)	Result (dBm)	Factor (dB)	PK Limit (dBm)	Over Limit (dB)	Table (o)	ANT	EUT	Verdict
48.139	-70.17	-17.16	-25.0	-45.17	273.00	Vertical	Horizontal	Pass
2536.100	-43.16	8.16	-25.0	-18.16	204.00	Vertical	Horizontal	N/A
2658.400	-43.35	8.04	-25.0	-18.35	125.00	Vertical	Horizontal	N/A
6706.000	-39.47	15.50	-25.0	-14.47	352.00	Vertical	Horizontal	Pass
13384.724	-39.32	16.87	-25.0	-14.32	0.00	Vertical	Horizontal	Pass
20096.551	-43.69	12.96	-25.0	-18.69	133.00	Vertical	Horizontal	Pass

12 LTE Band 38

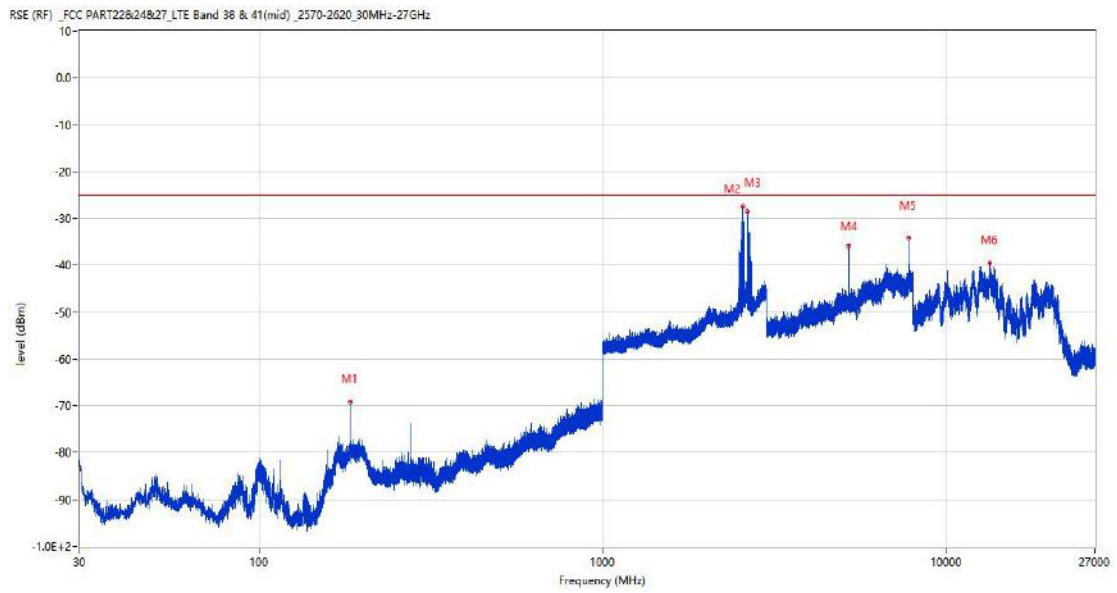
12.1 LTE Band 38 BW5, Middle Channel

RSE-H&H LTE Band 38 BW5 CH38000



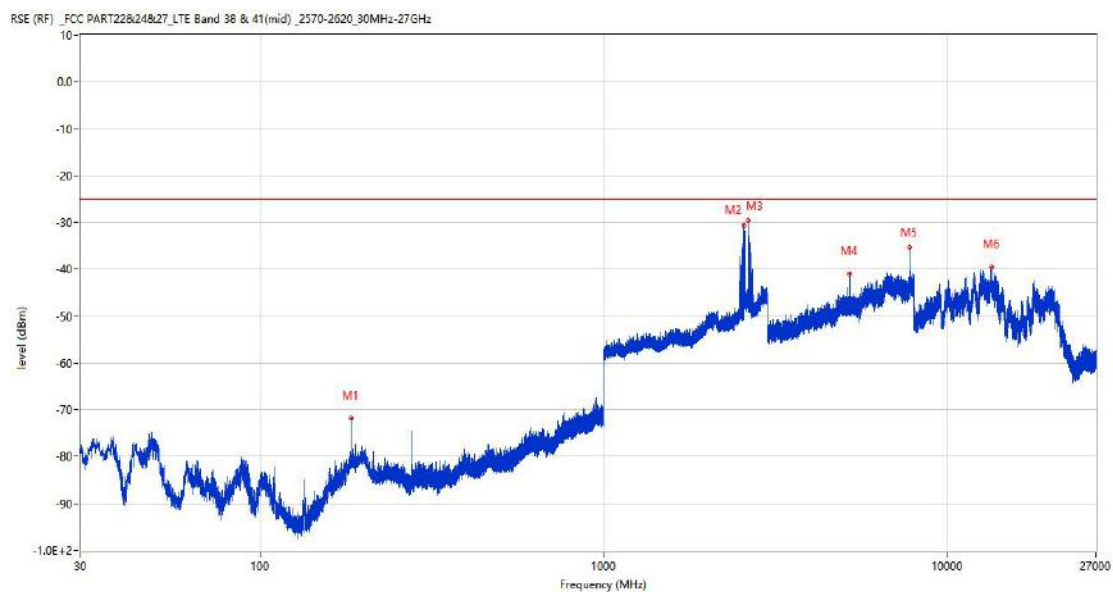
Frequency (MHz)	Result (dBm)	Factor (dB)	PK Limit (dBm)	Over Limit (dB)	Table (o)	ANT	EUT	Verdict
183.794	-70.48	-17.31	-25.0	-45.48	176.00	Horizontal	Horizontal	Pass
2540.500	-29.37	6.65	-25.0	-4.37	156.00	Horizontal	Horizontal	N/A
2629.000	-28.77	8.47	-25.0	-3.77	345.00	Horizontal	Horizontal	N/A
5185.750	-39.49	10.40	-25.0	-14.49	109.00	Horizontal	Horizontal	Pass
7779.250	-35.85	15.32	-25.0	-10.85	274.00	Horizontal	Horizontal	Pass
13388.401	-39.45	16.90	-25.0	-14.45	114.00	Horizontal	Horizontal	Pass

RSE-H&V LTE Band 38 BW5 CH38000



Frequency (MHz)	Result (dBm)	Factor (dB)	PK Limit (dBm)	Over Limit (dB)	Table (o)	ANT	EUT	Verdict
183.890	-69.13	-17.28	-25.0	-44.13	183.00	Horizontal	Vertical	Pass
2560.000	-27.44	8.60	-25.0	-2.44	211.00	Horizontal	Vertical	N/A
2626.200	-28.61	9.57	-25.0	-3.61	190.00	Horizontal	Vertical	N/A
5186.250	-35.70	10.45	-25.0	-10.70	121.00	Horizontal	Vertical	Pass
7779.000	-34.04	15.30	-25.0	-9.04	195.00	Horizontal	Vertical	Pass
13371.862	-39.61	16.75	-25.0	-14.61	178.00	Horizontal	Vertical	Pass

RSE-V&V LTE Band 38 BW5 CH38000



Frequency (MHz)	Result (dBm)	Factor (dB)	PK Limit (dBm)	Over Limit (dB)	Table (o)	ANT	EUT	Verdict
183.890	-71.81	-17.28	-25.0	-46.81	126.00	Vertical	Vertical	Pass
2559.600	-30.66	8.55	-25.0	-5.66	132.00	Vertical	Vertical	N/A
2632.500	-29.51	8.12	-25.0	-4.51	97.00	Vertical	Vertical	N/A
5186.250	-41.05	10.45	-25.0	-16.05	85.00	Vertical	Vertical	Pass
7779.250	-35.46	15.32	-25.0	-10.46	186.00	Vertical	Vertical	Pass
13408.349	-39.53	16.83	-25.0	-14.53	45.00	Vertical	Vertical	Pass

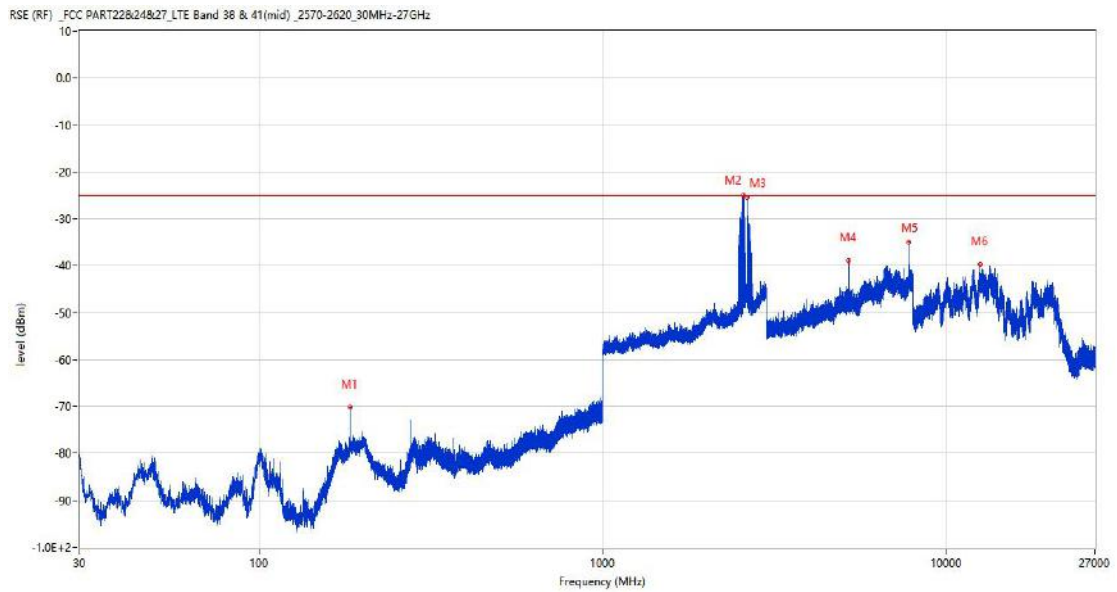
RSE-V&H LTE Band 38 BW5 CH38000



Frequency (MHz)	Result (dBm)	Factor (dB)	PK Limit (dBm)	Over Limit (dB)	Table (o)	ANT	EUT	Verdict
275.556	-71.76	-13.96	-25.0	-46.76	110.00	Vertical	Horizontal	Pass
2558.800	-31.71	8.32	-25.0	-6.71	360.00	Vertical	Horizontal	N/A
2626.400	-30.79	9.35	-25.0	-5.79	18.00	Vertical	Horizontal	N/A
5186.250	-38.82	10.45	-25.0	-13.82	219.00	Vertical	Horizontal	Pass
7779.250	-33.91	15.32	-25.0	-8.91	170.00	Vertical	Horizontal	Pass
13359.526	-40.08	16.63	-25.0	-15.08	17.00	Vertical	Horizontal	Pass

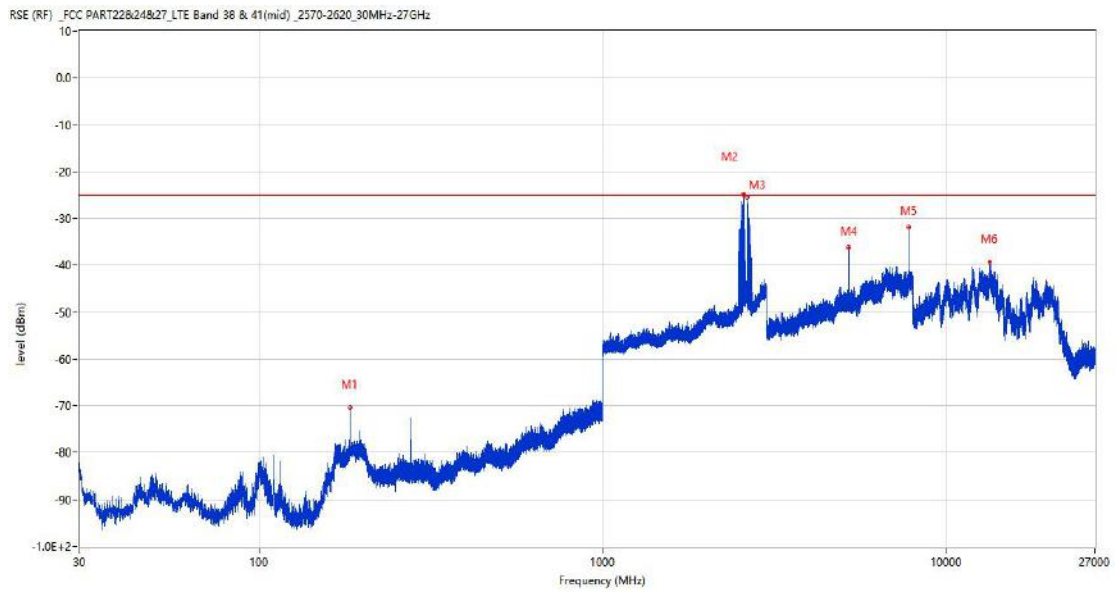
12.2 LTE Band 38 BW10, Middle Channel

RSE-H&H LTE Band 38 BW10 CH38000



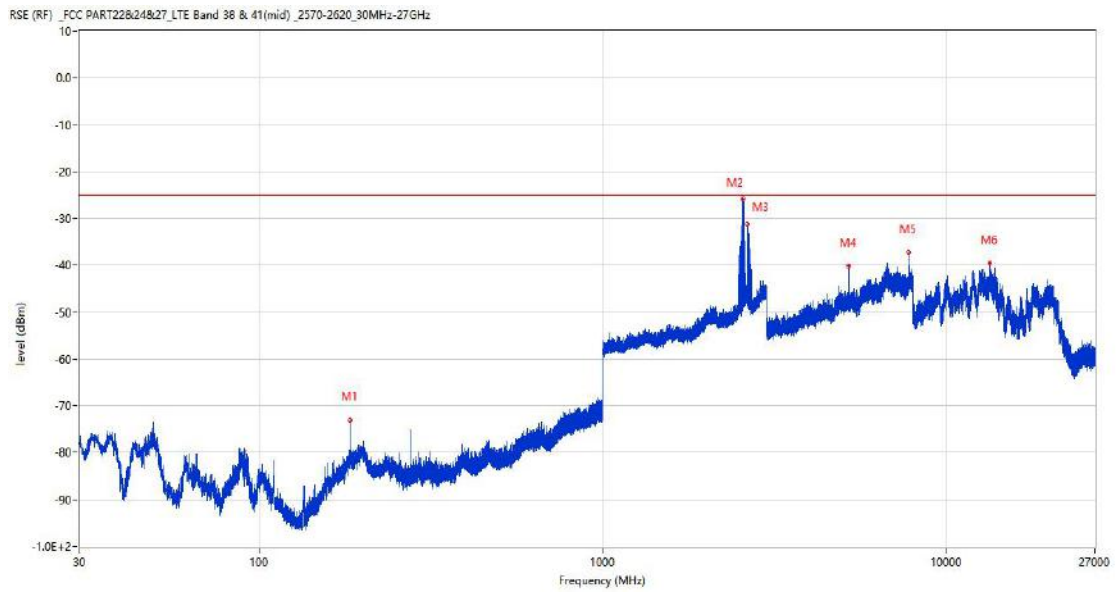
Frequency (MHz)	Result (dBm)	Factor (dB)	PK Limit (dBm)	Over Limit (dB)	Table (o)	ANT	EUT	Verdict
183.745	-70.11	-17.33	-25.0	-45.11	293.00	Horizontal	Horizontal	Pass
2562.400	-25.09	8.86	-25.0	-0.09	32.00	Horizontal	Horizontal	N/A
2627.200	-25.43	8.83	-25.0	-0.43	147.00	Horizontal	Horizontal	N/A
5182.000	-38.79	10.59	-25.0	-13.79	117.00	Horizontal	Horizontal	Pass
7772.250	-35.00	14.82	-25.0	-10.00	279.00	Horizontal	Horizontal	Pass
12501.100	-39.69	14.70	-25.0	-14.69	49.00	Horizontal	Horizontal	Pass

RSE-H&V LTE Band 38 BW10 CH38000



Frequency (MHz)	Result (dBm)	Factor (dB)	PK Limit (dBm)	Over Limit (dB)	Table (o)	ANT	EUT	Verdict
183.890	-70.42	-17.28	-25.0	-45.42	188.00	Horizontal	Vertical	Pass
2563.300	-24.78	8.88	-25.0	0.22	201.00	Horizontal	Vertical	N/A
2629.100	-25.33	8.45	-25.0	-0.33	222.00	Horizontal	Vertical	N/A
5181.750	-36.20	10.60	-25.0	-11.20	129.00	Horizontal	Vertical	Pass
7772.500	-31.91	14.84	-25.0	-6.91	141.00	Horizontal	Vertical	Pass
13359.263	-39.37	16.63	-25.0	-14.37	68.00	Horizontal	Vertical	Pass

RSE-V&V LTE Band 38 BW10 CH38000



Frequency (MHz)	Result (dBm)	Factor (dB)	PK Limit (dBm)	Over Limit (dB)	Table (o)	ANT	EUT	Verdict
183.794	-72.97	-17.31	-25.0	-47.97	78.00	Vertical	Vertical	Pass
2557.900	-25.79	8.03	-25.0	-0.79	117.00	Vertical	Vertical	N/A
2628.900	-31.14	8.49	-25.0	-6.14	49.00	Vertical	Vertical	N/A
5181.750	-40.10	10.60	-25.0	-15.10	115.00	Vertical	Vertical	Pass
7772.500	-37.25	14.84	-25.0	-12.25	179.00	Vertical	Vertical	Pass
13353.224	-39.43	16.57	-25.0	-14.43	266.00	Vertical	Vertical	Pass

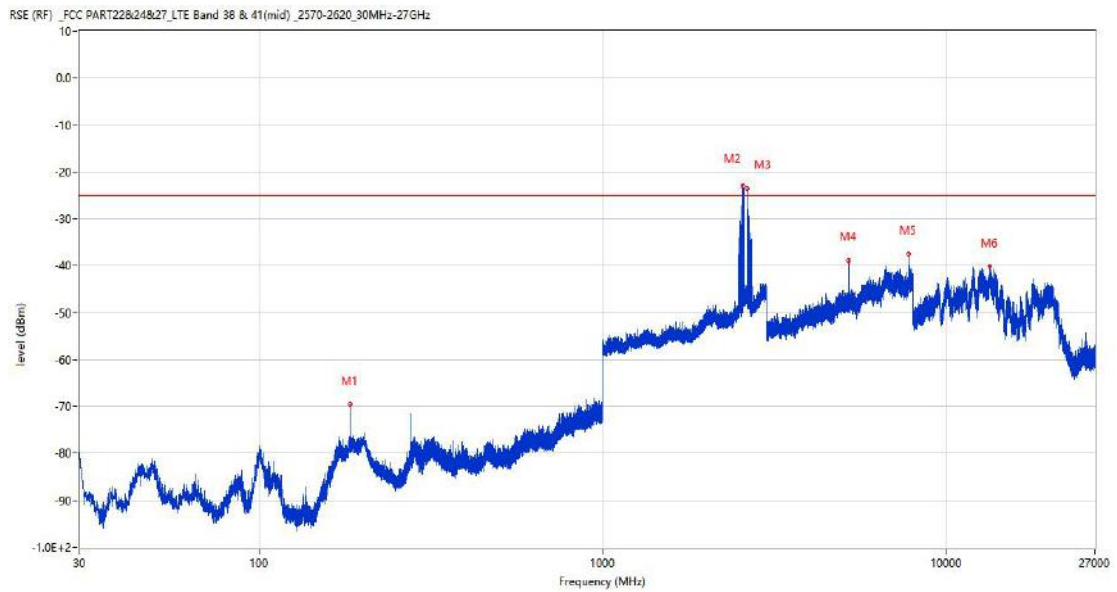
RSE-V&H LTE Band 38 BW10 CH38000



Frequency (MHz)	Result (dBm)	Factor (dB)	PK Limit (dBm)	Over Limit (dB)	Table (o)	ANT	EUT	Verdict
48.721	-70.67	-17.29	-25.0	-45.67	255.00	Vertical	Horizontal	Pass
2562.000	-28.47	8.85	-25.0	-3.47	257.00	Vertical	Horizontal	N/A
2631.500	-30.27	8.16	-25.0	-5.27	257.00	Vertical	Horizontal	N/A
5181.750	-38.41	10.60	-25.0	-13.41	214.00	Vertical	Horizontal	Pass
7772.250	-35.93	14.82	-25.0	-10.93	141.00	Vertical	Horizontal	Pass
13358.737	-39.64	16.62	-25.0	-14.64	223.00	Vertical	Horizontal	Pass

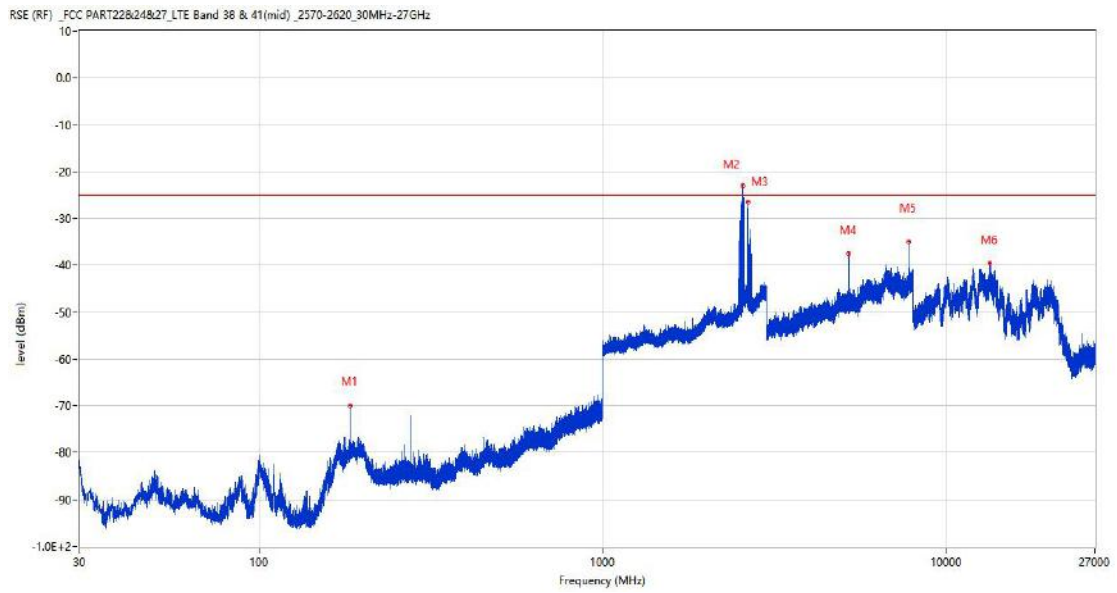
12.3 LTE Band 38 BW15, Middle Channel

RSE-H&H LTE Band 38 BW15 CH38000



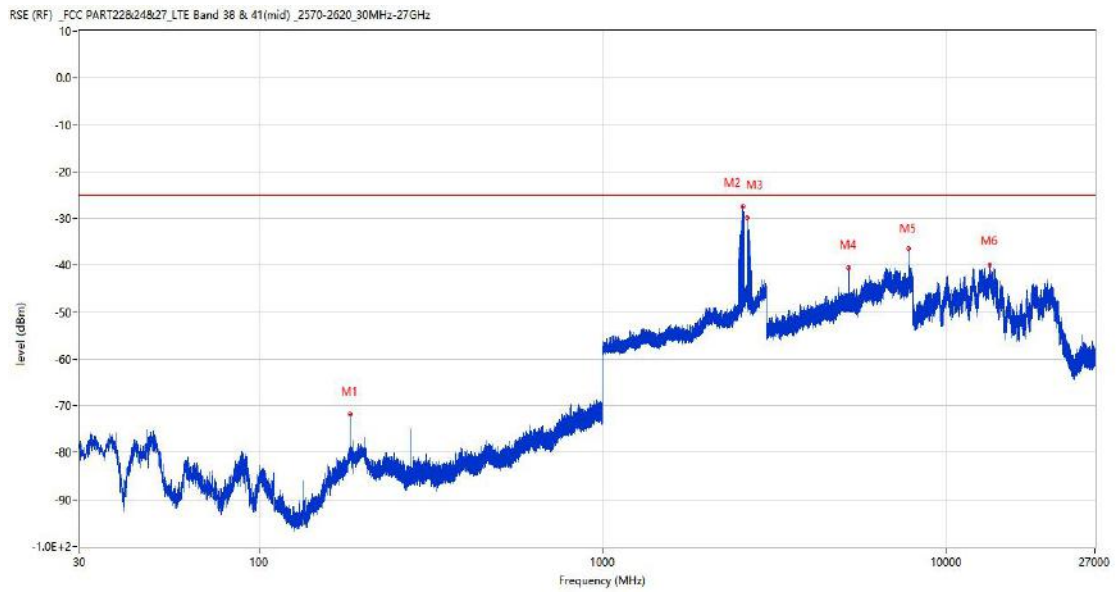
Frequency (MHz)	Result (dBm)	Factor (dB)	PK Limit (dBm)	Over Limit (dB)	Table (o)	ANT	EUT	Verdict
183.745	-69.52	-17.33	-25.0	-44.52	183.00	Horizontal	Horizontal	Pass
2547.300	-22.96	6.46	-25.0	2.04	157.00	Horizontal	Horizontal	N/A
2632.100	-23.46	8.14	-25.0	1.54	150.00	Horizontal	Horizontal	N/A
5177.250	-38.79	10.71	-25.0	-13.79	94.00	Horizontal	Horizontal	Pass
7765.750	-37.36	14.61	-25.0	-12.36	266.00	Horizontal	Horizontal	Pass
13380.787	-40.09	16.83	-25.0	-15.09	275.00	Horizontal	Horizontal	Pass

RSE-H&V LTE Band 38 BW15 CH38000



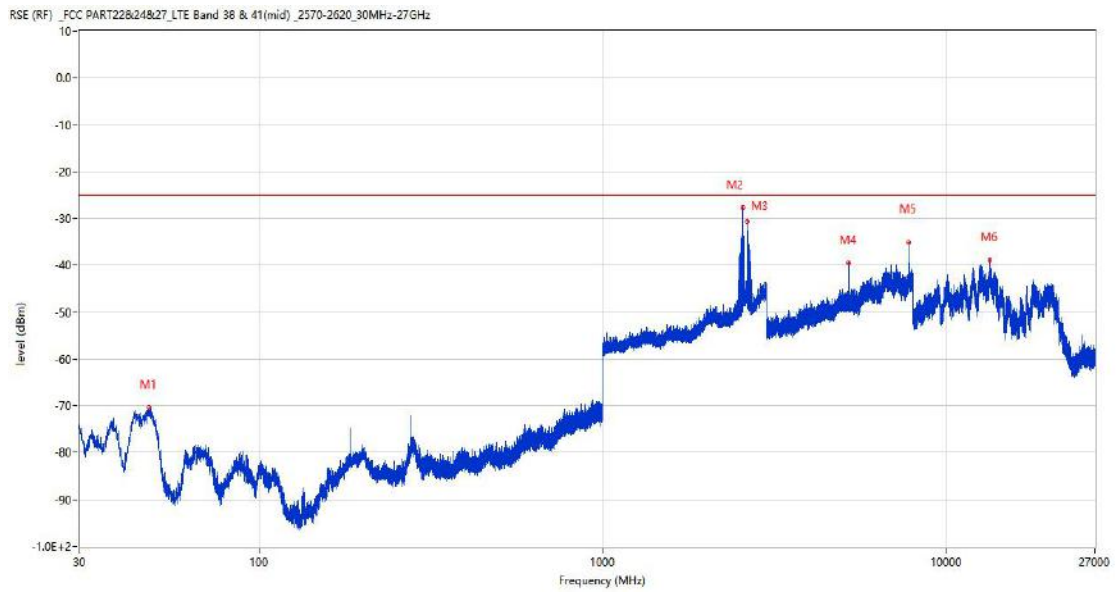
Frequency (MHz)	Result (dBm)	Factor (dB)	PK Limit (dBm)	Over Limit (dB)	Table (o)	ANT	EUT	Verdict
183.890	-69.86	-17.28	-25.0	-44.86	202.00	Horizontal	Vertical	Pass
2553.400	-22.93	7.31	-25.0	2.07	187.00	Horizontal	Vertical	N/A
2643.900	-26.46	9.20	-25.0	-1.46	187.00	Horizontal	Vertical	N/A
5177.250	-37.40	10.71	-25.0	-12.40	242.00	Horizontal	Vertical	Pass
7765.750	-34.95	14.61	-25.0	-9.95	181.00	Horizontal	Vertical	Pass
13381.838	-39.47	16.84	-25.0	-14.47	138.00	Horizontal	Vertical	Pass

RSE-V&V LTE Band 38 BW15 CH38000



Frequency (MHz)	Result (dBm)	Factor (dB)	PK Limit (dBm)	Over Limit (dB)	Table (o)	ANT	EUT	Verdict
183.794	-71.77	-17.31	-25.0	-46.77	143.00	Vertical	Vertical	Pass
2558.900	-27.45	8.35	-25.0	-2.45	49.00	Vertical	Vertical	N/A
2627.500	-29.73	8.70	-25.0	-4.73	136.00	Vertical	Vertical	N/A
5177.250	-40.56	10.71	-25.0	-15.56	95.00	Vertical	Vertical	Pass
7765.500	-36.36	14.58	-25.0	-11.36	241.00	Vertical	Vertical	Pass
13389.975	-39.92	16.92	-25.0	-14.92	271.00	Vertical	Vertical	Pass

RSE-V&H LTE Band 38 BW15 CH38000



Frequency (MHz)	Result (dBm)	Factor (dB)	PK Limit (dBm)	Over Limit (dB)	Table (o)	ANT	EUT	Verdict
47.897	-70.32	-17.08	-25.0	-45.32	244.00	Vertical	Horizontal	Pass
2548.000	-27.67	6.45	-25.0	-2.67	17.00	Vertical	Horizontal	N/A
2631.600	-30.68	8.15	-25.0	-5.68	278.00	Vertical	Horizontal	N/A
5177.000	-39.50	10.76	-25.0	-14.50	207.00	Vertical	Horizontal	Pass
7765.750	-35.11	14.61	-25.0	-10.11	157.00	Vertical	Horizontal	Pass
13391.549	-38.90	16.93	-25.0	-13.90	332.00	Vertical	Horizontal	Pass

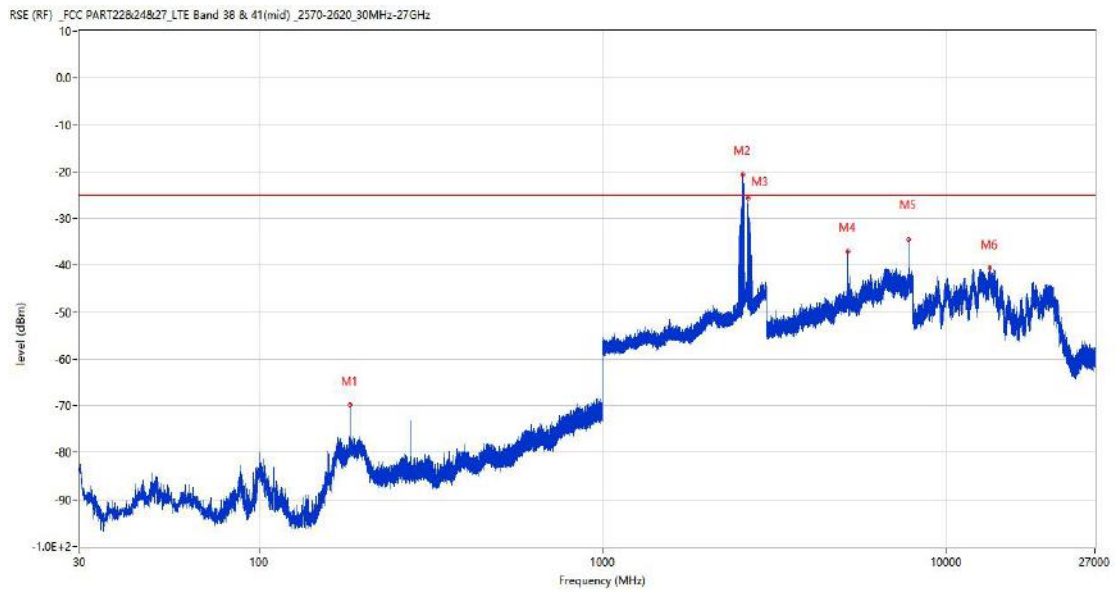
12.4 LTE Band 38 BW20, Middle Channel

RSE-H&H LTE Band 38 BW20 CH38000



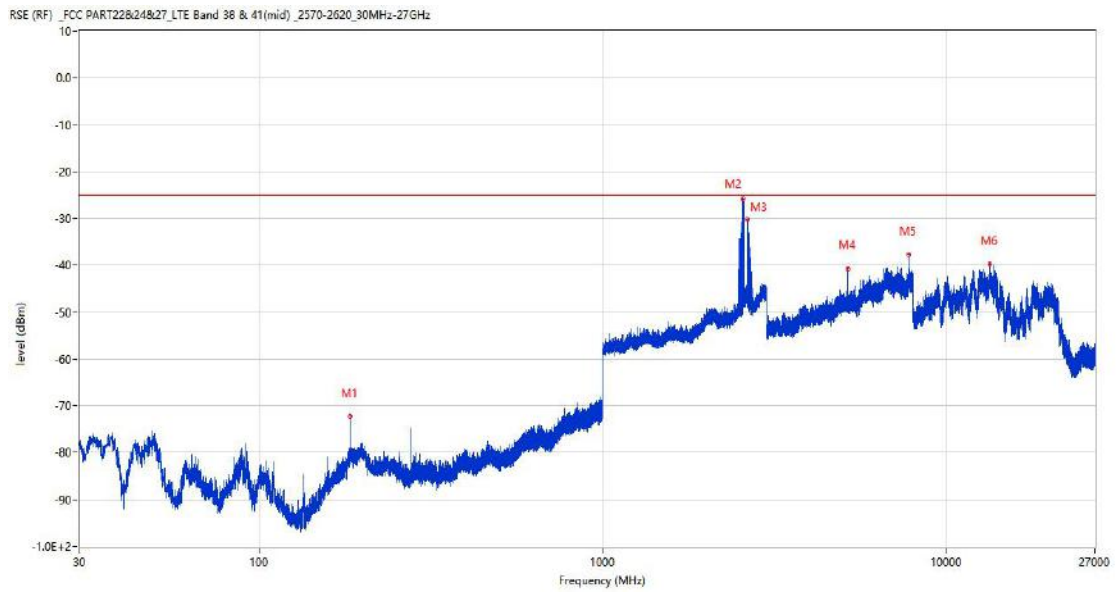
Frequency (MHz)	Result (dBm)	Factor (dB)	PK Limit (dBm)	Over Limit (dB)	Table (o)	ANT	EUT	Verdict
183.842	-69.85	-17.30	-25.0	-44.85	178.00	Horizontal	Horizontal	Pass
2561.000	-22.09	8.80	-25.0	2.91	80.00	Horizontal	Horizontal	N/A
2629.100	-24.45	8.45	-25.0	0.55	145.00	Horizontal	Horizontal	N/A
5172.750	-39.08	10.82	-25.0	-14.08	109.00	Horizontal	Horizontal	Pass
7759.000	-36.79	14.24	-25.0	-11.79	276.00	Horizontal	Horizontal	Pass
13398.112	-39.71	16.99	-25.0	-14.71	156.00	Horizontal	Horizontal	Pass

RSE-H&V LTE Band 38 BW20 CH38000



Frequency (MHz)	Result (dBm)	Factor (dB)	PK Limit (dBm)	Over Limit (dB)	Table (o)	ANT	EUT	Verdict
183.794	-69.82	-17.31	-25.0	-44.82	191.00	Horizontal	Vertical	Pass
2557.900	-20.75	8.03	-25.0	4.25	176.00	Horizontal	Vertical	N/A
2644.200	-25.54	9.31	-25.0	-0.54	189.00	Horizontal	Vertical	N/A
5172.750	-36.95	10.82	-25.0	-11.95	118.00	Horizontal	Vertical	Pass
7758.750	-34.53	14.21	-25.0	-9.53	156.00	Horizontal	Vertical	Pass
13377.375	-40.53	16.80	-25.0	-15.53	285.00	Horizontal	Vertical	Pass

RSE-V&V LTE Band 38 BW20 CH38000



Frequency (MHz)	Result (dBm)	Factor (dB)	PK Limit (dBm)	Over Limit (dB)	Table (o)	ANT	EUT	Verdict
183.842	-72.28	-17.30	-25.0	-47.28	119.00	Vertical	Vertical	Pass
2559.900	-25.74	8.59	-25.0	-0.74	20.00	Vertical	Vertical	N/A
2631.000	-30.15	8.20	-25.0	-5.15	357.00	Vertical	Vertical	N/A
5172.750	-40.67	10.82	-25.0	-15.67	33.00	Vertical	Vertical	Pass
7758.500	-37.64	14.31	-25.0	-12.64	342.00	Vertical	Vertical	Pass
13382.625	-39.76	16.85	-25.0	-14.76	165.00	Vertical	Vertical	Pass

RSE-V&H LTE Band 38 BW20 CH38000

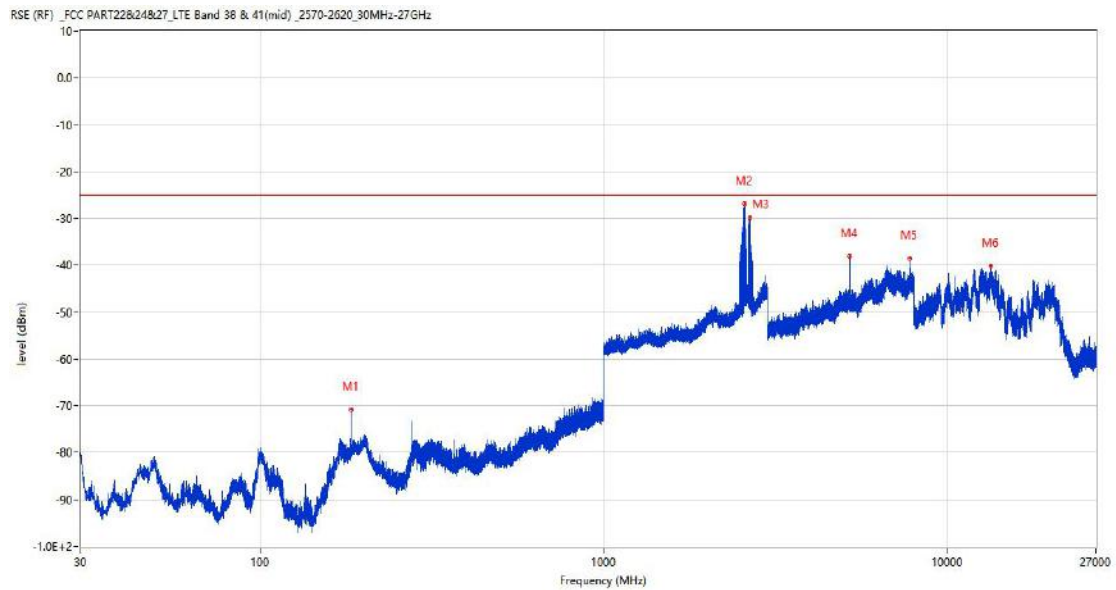


Frequency (MHz)	Result (dBm)	Factor (dB)	PK Limit (dBm)	Over Limit (dB)	Table (o)	ANT	EUT	Verdict
47.751	-70.32	-17.03	-25.0	-45.32	234.00	Vertical	Horizontal	Pass
2552.500	-27.02	7.12	-25.0	-2.02	7.00	Vertical	Horizontal	N/A
2645.900	-31.06	9.61	-25.0	-6.06	14.00	Vertical	Horizontal	N/A
5172.750	-39.44	10.82	-25.0	-14.44	208.00	Vertical	Horizontal	Pass
7758.750	-37.55	14.21	-25.0	-12.55	144.00	Vertical	Horizontal	Pass
13359.263	-40.16	16.63	-25.0	-15.16	43.00	Vertical	Horizontal	Pass

13 LTE Band 41

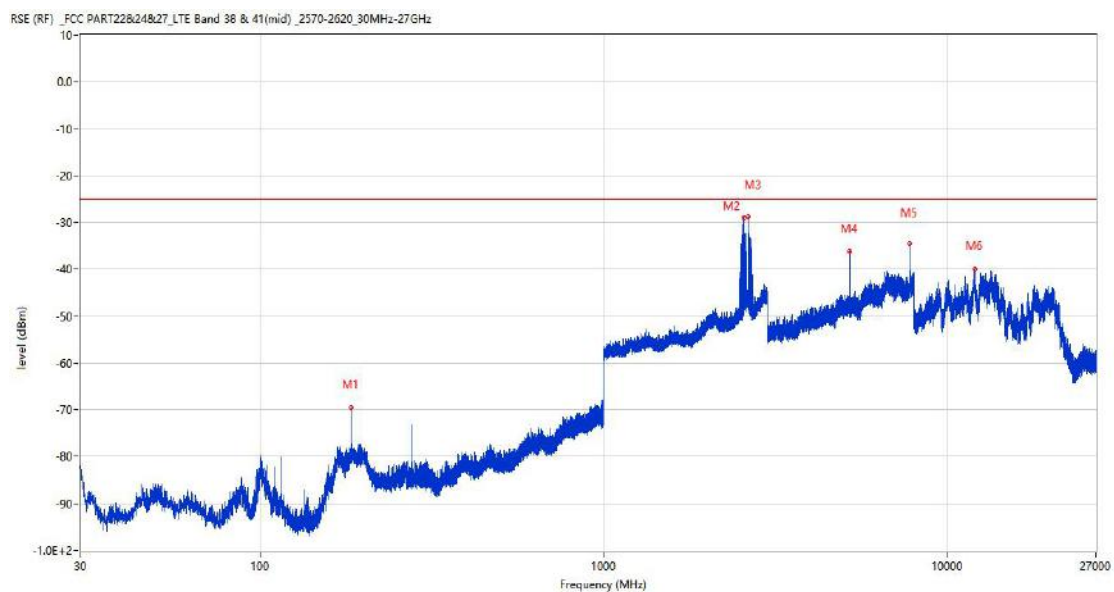
13.1 LTE Band 41 BW5, Middle Channel

RSE-H&H LTE Band 41 BW5 CH40620



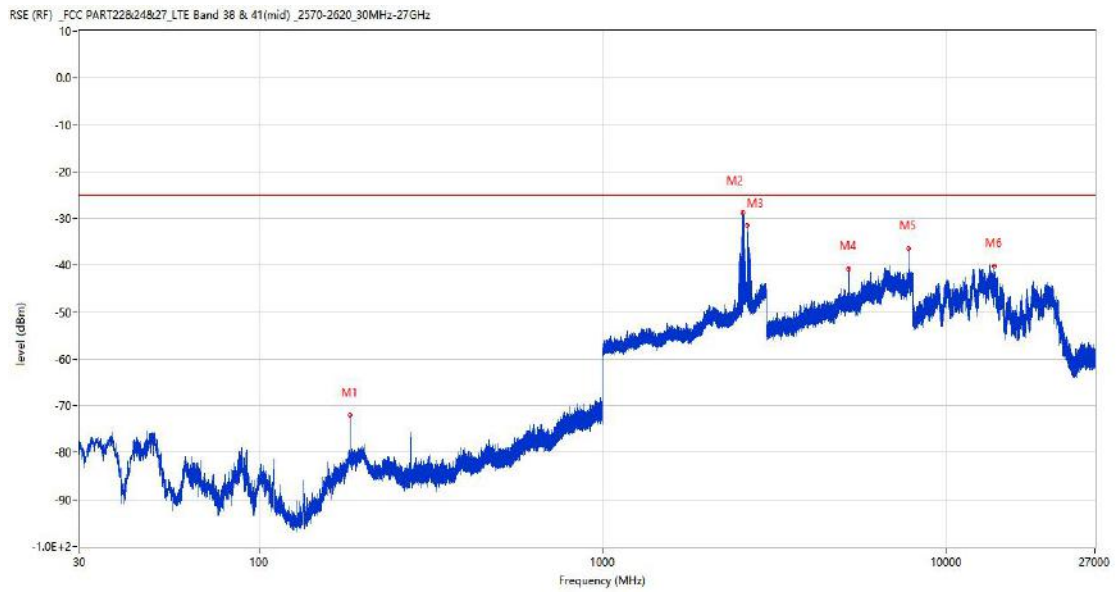
Frequency (MHz)	Result (dBm)	Factor (dB)	PK Limit (dBm)	Over Limit (dB)	Table (o)	ANT	EUT	Verdict
183.745	-70.75	-17.33	-25.0	-45.75	300.00	Horizontal	Horizontal	Pass
2562.400	-26.91	8.86	-25.0	-1.91	163.00	Horizontal	Horizontal	N/A
2659.500	-29.86	8.05	-25.0	-4.86	150.00	Horizontal	Horizontal	N/A
5182.250	-38.07	10.57	-25.0	-13.07	108.00	Horizontal	Horizontal	Pass
7772.750	-38.40	14.82	-25.0	-13.40	120.00	Horizontal	Horizontal	Pass
13331.963	-40.19	15.83	-25.0	-15.19	59.00	Horizontal	Horizontal	Pass

RSE-H&V LTE Band 41 BW5 CH40620



Frequency (MHz)	Result (dBm)	Factor (dB)	PK Limit (dBm)	Over Limit (dB)	Table (o)	ANT	EUT	Verdict
183.890	-69.60	-17.28	-25.0	-44.60	200.00	Horizontal	Vertical	Pass
2553.600	-29.02	7.31	-25.0	-4.02	190.00	Horizontal	Vertical	N/A
2628.700	-28.75	8.52	-25.0	-3.75	184.00	Horizontal	Vertical	N/A
5182.250	-36.24	10.57	-25.0	-11.24	177.00	Horizontal	Vertical	Pass
7773.000	-34.56	14.80	-25.0	-9.56	154.00	Horizontal	Vertical	Pass
12000.687	-39.99	13.80	-25.0	-14.99	243.00	Horizontal	Vertical	Pass

RSE-V&V LTE Band 41 BW5 CH40620



Frequency (MHz)	Result (dBm)	Factor (dB)	PK Limit (dBm)	Over Limit (dB)	Table (o)	ANT	EUT	Verdict
183.794	-72.03	-17.31	-25.0	-47.03	136.00	Vertical	Vertical	Pass
2558.700	-28.82	8.28	-25.0	-3.82	120.00	Vertical	Vertical	N/A
2636.000	-31.50	8.19	-25.0	-6.50	13.00	Vertical	Vertical	N/A
5182.250	-40.83	10.57	-25.0	-15.83	106.00	Vertical	Vertical	Pass
7773.000	-36.43	14.80	-25.0	-11.43	179.00	Vertical	Vertical	Pass
13798.950	-40.06	16.94	-25.0	-15.06	44.00	Vertical	Vertical	Pass

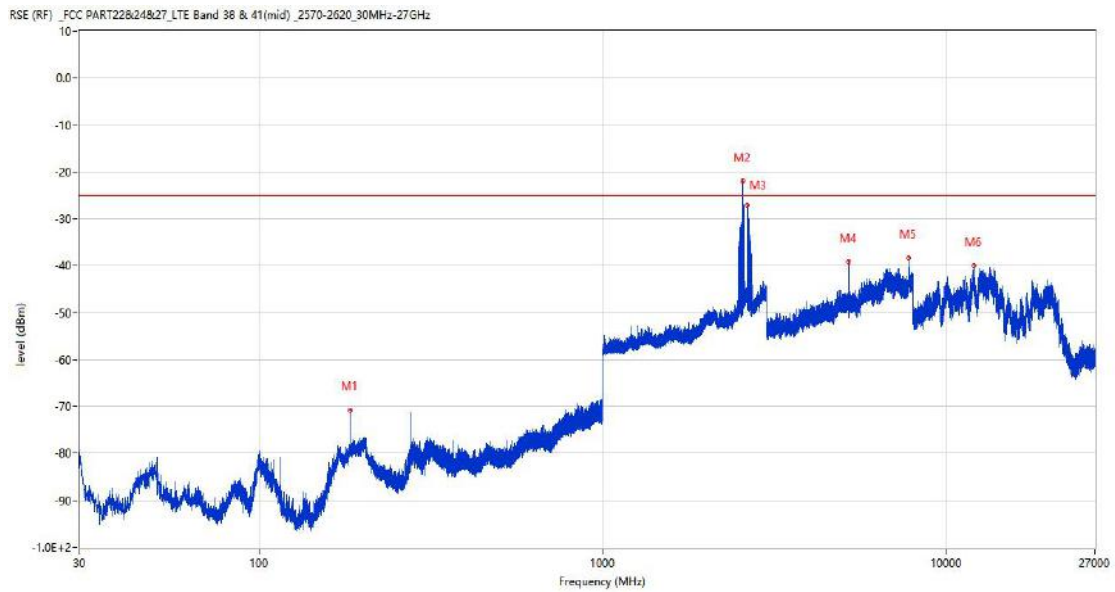
RSE-V&H LTE Band 41 BW5 CH40620



Frequency (MHz)	Result (dBm)	Factor (dB)	PK Limit (dBm)	Over Limit (dB)	Table (o)	ANT	EUT	Verdict
47.800	-70.34	-17.05	-25.0	-45.34	271.00	Vertical	Horizontal	Pass
2561.500	-31.12	8.83	-25.0	-6.12	277.00	Vertical	Horizontal	N/A
2630.300	-31.45	8.24	-25.0	-6.45	35.00	Vertical	Horizontal	N/A
5182.000	-39.08	10.59	-25.0	-14.08	225.00	Vertical	Horizontal	Pass
7773.000	-36.42	14.80	-25.0	-11.42	56.00	Vertical	Horizontal	Pass
13382.362	-39.50	16.84	-25.0	-14.50	279.00	Vertical	Horizontal	Pass

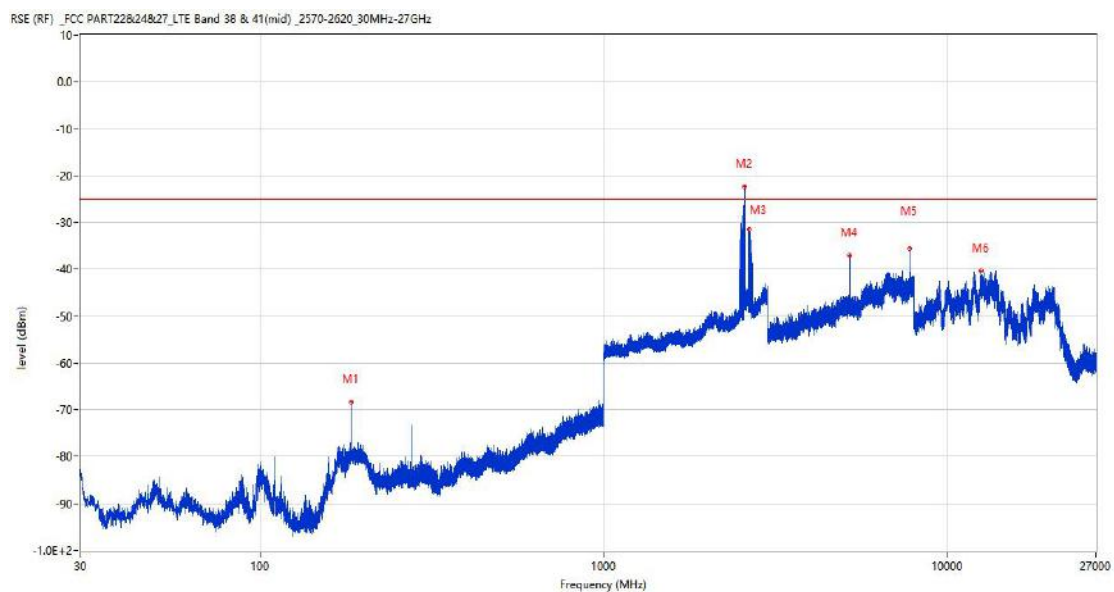
13.2 LTE Band 41 BW10, Middle Channel

RSE-H&H LTE Band 41 BW10 CH40620



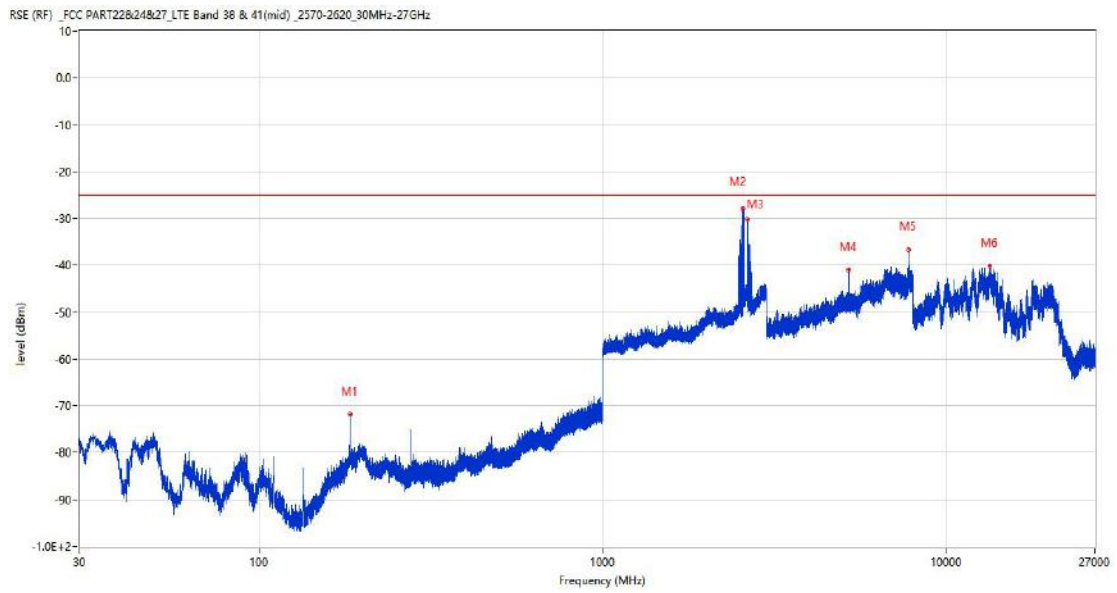
Frequency (MHz)	Result (dBm)	Factor (dB)	PK Limit (dBm)	Over Limit (dB)	Table (o)	ANT	EUT	Verdict
183.794	-70.70	-17.31	-25.0	-45.70	185.00	Horizontal	Horizontal	Pass
2559.000	-21.98	8.39	-25.0	3.02	164.00	Horizontal	Horizontal	N/A
2630.400	-26.99	8.24	-25.0	-1.99	217.00	Horizontal	Horizontal	N/A
5177.500	-39.08	10.68	-25.0	-14.08	115.00	Horizontal	Horizontal	Pass
7766.750	-38.20	14.65	-25.0	-13.20	284.00	Horizontal	Horizontal	Pass
11983.350	-39.94	13.88	-25.0	-14.94	189.00	Horizontal	Horizontal	Pass

RSE-H&V LTE Band 41 BW10 CH40620



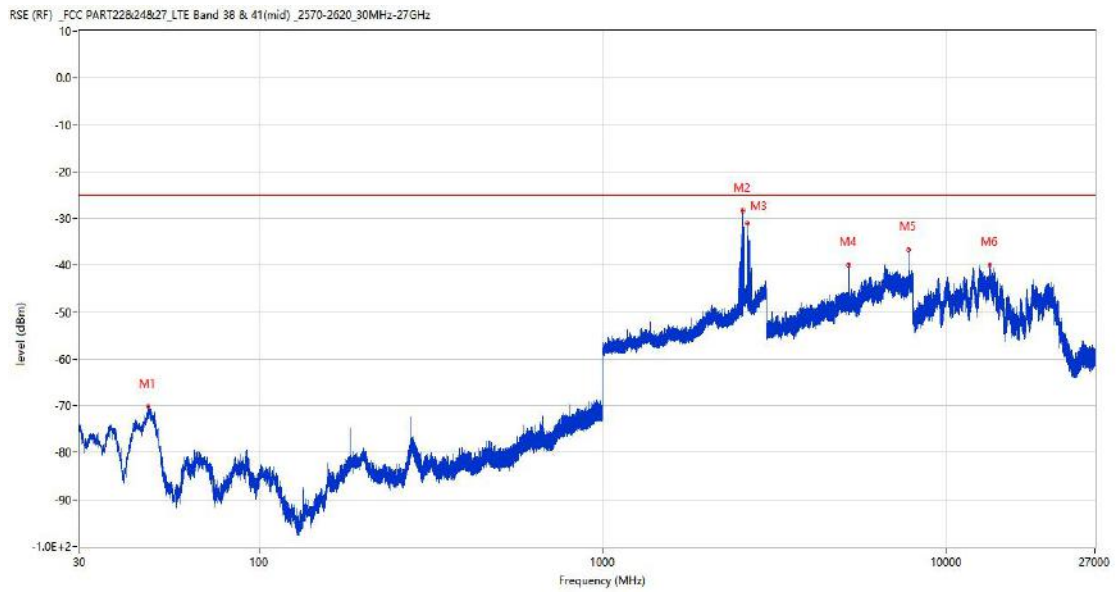
Frequency (MHz)	Result (dBm)	Factor (dB)	PK Limit (dBm)	Over Limit (dB)	Table (o)	ANT	EUT	Verdict
183.890	-68.36	-17.28	-25.0	-43.36	191.00	Horizontal	Vertical	Pass
2562.600	-22.26	8.86	-25.0	2.74	209.00	Horizontal	Vertical	N/A
2644.700	-31.40	9.44	-25.0	-6.40	196.00	Horizontal	Vertical	N/A
5177.750	-37.03	10.67	-25.0	-12.03	230.00	Horizontal	Vertical	Pass
7766.250	-35.66	14.65	-25.0	-10.66	148.00	Horizontal	Vertical	Pass
12506.325	-40.36	14.62	-25.0	-15.36	59.00	Horizontal	Vertical	Pass

RSE-V&V LTE Band 41 BW10 CH40620



Frequency (MHz)	Result (dBm)	Factor (dB)	PK Limit (dBm)	Over Limit (dB)	Table (o)	ANT	EUT	Verdict
183.939	-71.76	-17.27	-25.0	-46.76	107.00	Vertical	Vertical	Pass
2561.300	-27.87	8.83	-25.0	-2.87	358.00	Vertical	Vertical	N/A
2627.500	-30.14	8.70	-25.0	-5.14	326.00	Vertical	Vertical	N/A
5177.750	-40.90	10.67	-25.0	-15.90	97.00	Vertical	Vertical	Pass
7766.500	-36.62	14.66	-25.0	-11.62	0.00	Vertical	Vertical	Pass
13367.400	-40.13	16.70	-25.0	-15.13	187.00	Vertical	Vertical	Pass

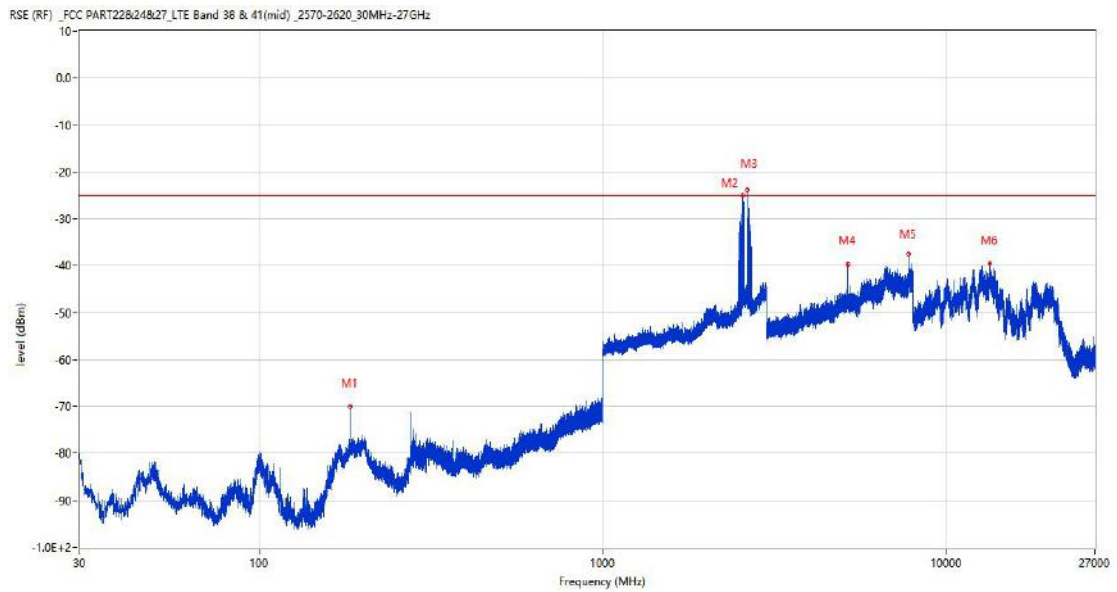
RSE-V&H LTE Band 41 BW10 CH40620



Frequency (MHz)	Result (dBm)	Factor (dB)	PK Limit (dBm)	Over Limit (dB)	Table (o)	ANT	EUT	Verdict
47.654	-70.14	-17.00	-25.0	-45.14	244.00	Vertical	Horizontal	Pass
2560.200	-28.32	8.63	-25.0	-3.32	0.00	Vertical	Horizontal	N/A
2637.600	-30.96	8.32	-25.0	-5.96	255.00	Vertical	Horizontal	N/A
5177.750	-39.95	10.67	-25.0	-14.95	206.00	Vertical	Horizontal	Pass
7766.500	-36.70	14.66	-25.0	-11.70	170.00	Vertical	Horizontal	Pass
13362.938	-39.82	16.66	-25.0	-14.82	360.00	Vertical	Horizontal	Pass

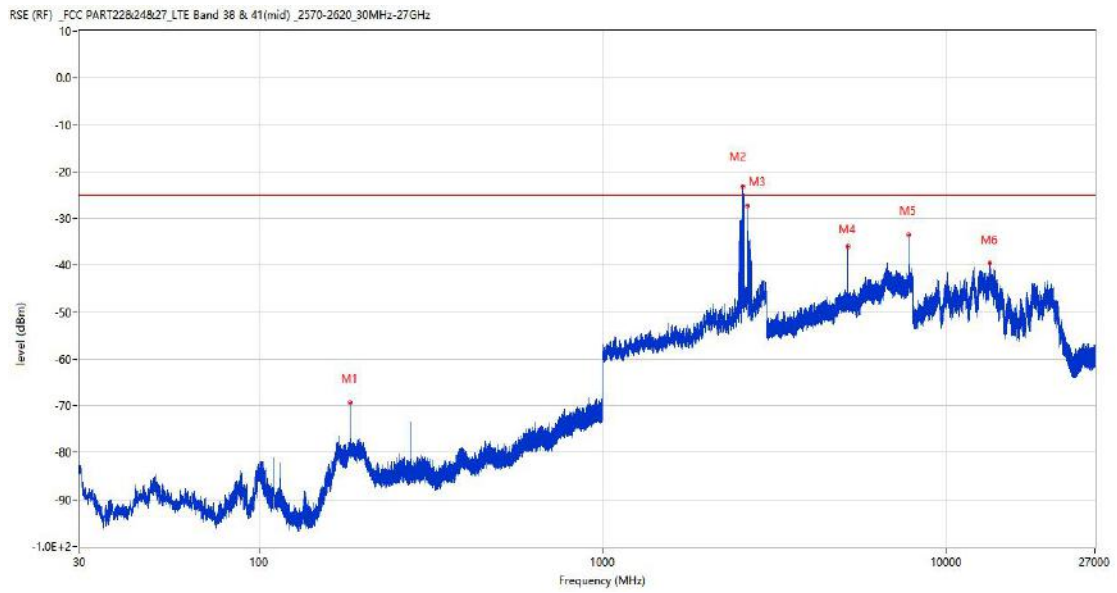
13.3 LTE Band 41 BW15, Middle Channel

RSE-H&H LTE Band 41 BW15 CH40620



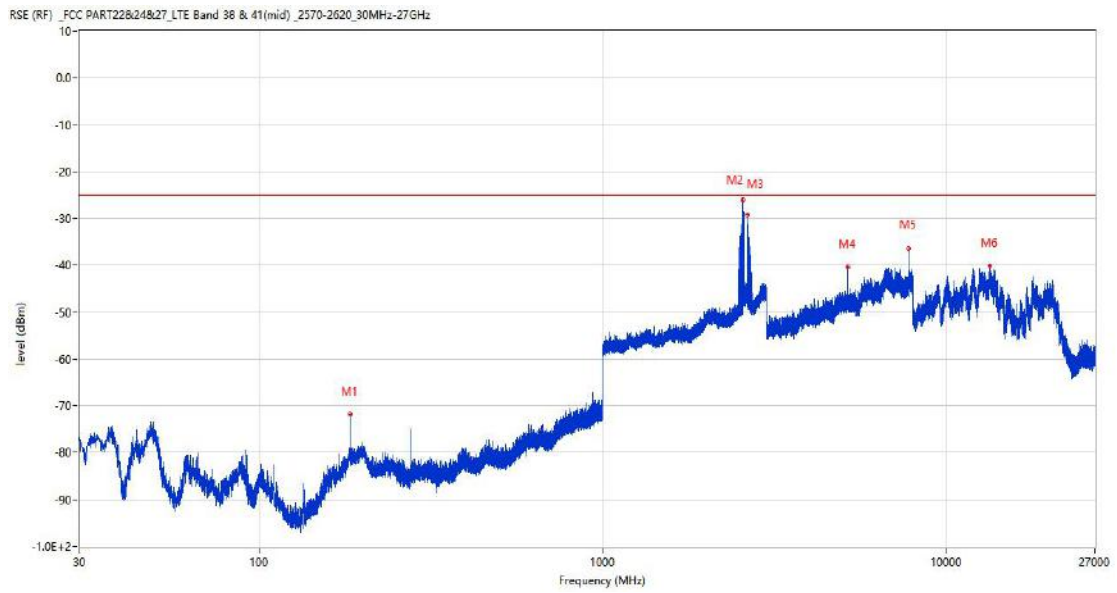
Frequency (MHz)	Result (dBm)	Factor (dB)	PK Limit (dBm)	Over Limit (dB)	Table (o)	ANT	EUT	Verdict
183.842	-70.03	-17.30	-25.0	-45.03	186.00	Horizontal	Horizontal	Pass
2547.600	-24.97	6.45	-25.0	0.03	219.00	Horizontal	Horizontal	N/A
2635.800	-23.67	8.20	-25.0	1.33	146.00	Horizontal	Horizontal	N/A
5173.250	-39.78	10.79	-25.0	-14.78	104.00	Horizontal	Horizontal	Pass
7759.500	-37.38	14.37	-25.0	-12.38	274.00	Horizontal	Horizontal	Pass
13354.537	-39.43	16.58	-25.0	-14.43	321.00	Horizontal	Horizontal	Pass

RSE-H&V LTE Band 41 BW15 CH40620



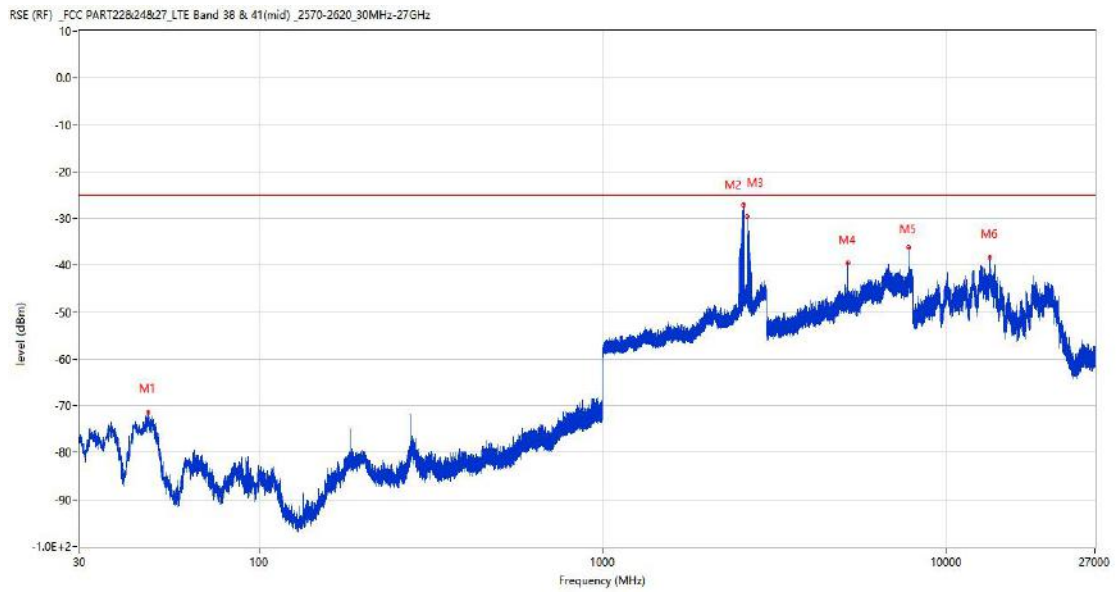
Frequency (MHz)	Result (dBm)	Factor (dB)	PK Limit (dBm)	Over Limit (dB)	Table (o)	ANT	EUT	Verdict
183.890	-69.26	-17.28	-25.0	-44.26	184.00	Horizontal	Vertical	Pass
2553.400	-23.21	7.31	-25.0	1.79	176.00	Horizontal	Vertical	N/A
2628.800	-27.21	8.50	-25.0	-2.21	189.00	Horizontal	Vertical	N/A
5173.250	-36.08	10.79	-25.0	-11.08	124.00	Horizontal	Vertical	Pass
7759.500	-33.56	14.37	-25.0	-8.56	148.00	Horizontal	Vertical	Pass
13368.974	-39.60	16.72	-25.0	-14.60	222.00	Horizontal	Vertical	Pass

RSE-V&V LTE Band 41 BW15 CH40620



Frequency (MHz)	Result (dBm)	Factor (dB)	PK Limit (dBm)	Over Limit (dB)	Table (o)	ANT	EUT	Verdict
183.890	-71.78	-17.28	-25.0	-46.78	144.00	Vertical	Vertical	Pass
2561.300	-26.10	8.83	-25.0	-1.10	165.00	Vertical	Vertical	N/A
2627.300	-29.16	8.78	-25.0	-4.16	358.00	Vertical	Vertical	N/A
5173.500	-40.44	10.77	-25.0	-15.44	43.00	Vertical	Vertical	Pass
7759.500	-36.30	14.37	-25.0	-11.30	184.00	Vertical	Vertical	Pass
13334.850	-40.21	15.94	-25.0	-15.21	267.00	Vertical	Vertical	Pass

RSE-V&H LTE Band 41 BW15 CH40620



Frequency (MHz)	Result (dBm)	Factor (dB)	PK Limit (dBm)	Over Limit (dB)	Table (o)	ANT	EUT	Verdict
47.703	-71.31	-17.01	-25.0	-46.31	235.00	Vertical	Horizontal	Pass
2563.500	-26.99	8.88	-25.0	-1.99	253.00	Vertical	Horizontal	N/A
2626.900	-29.50	8.99	-25.0	-4.50	35.00	Vertical	Horizontal	N/A
5173.250	-39.47	10.79	-25.0	-14.47	200.00	Vertical	Horizontal	Pass
7759.750	-36.19	14.41	-25.0	-11.19	141.00	Vertical	Horizontal	Pass
13386.825	-38.26	16.89	-25.0	-13.26	347.00	Vertical	Horizontal	Pass