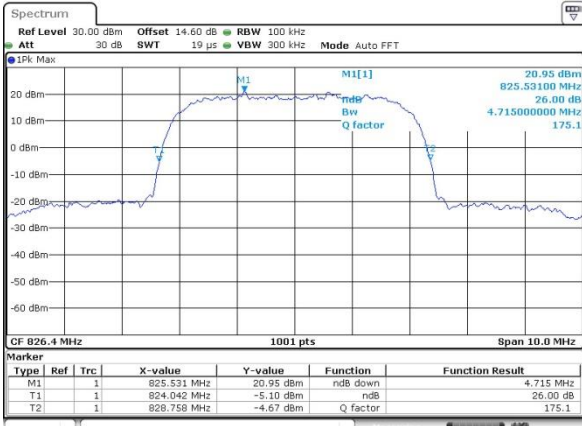




WCDMA Band V (RMC 12.2Kbps)

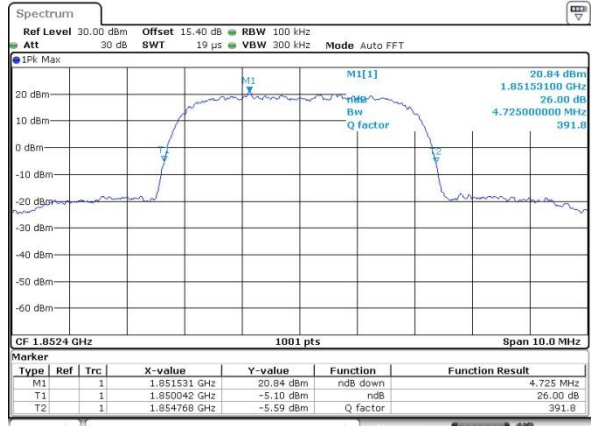
Lowest Channel



Date: 7 SEP.2022 15:44:15

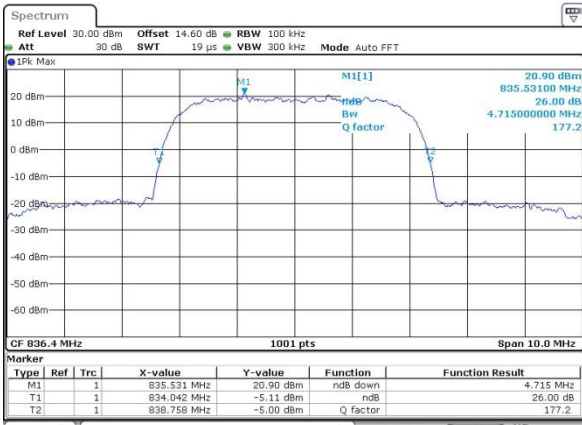
WCDMA Band II (RMC 12.2Kbps)

Lowest Channel



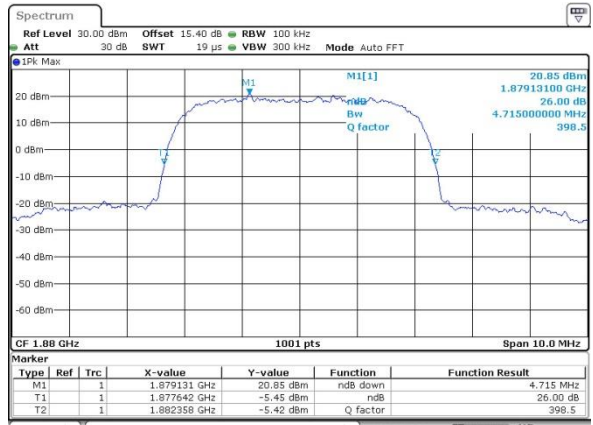
Date: 7 SEP.2022 16:07:55

Middle Channel



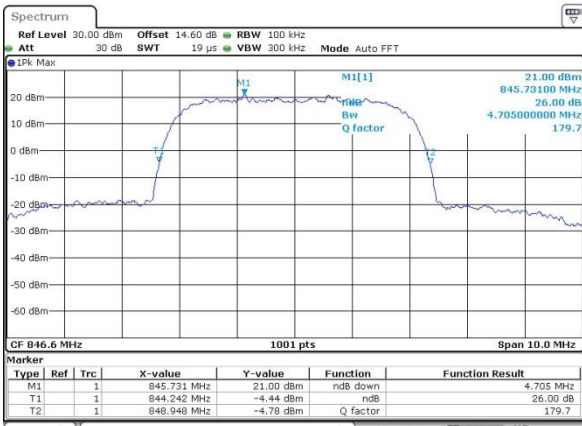
Date: 7 SEP.2022 15:44:42

Middle Channel



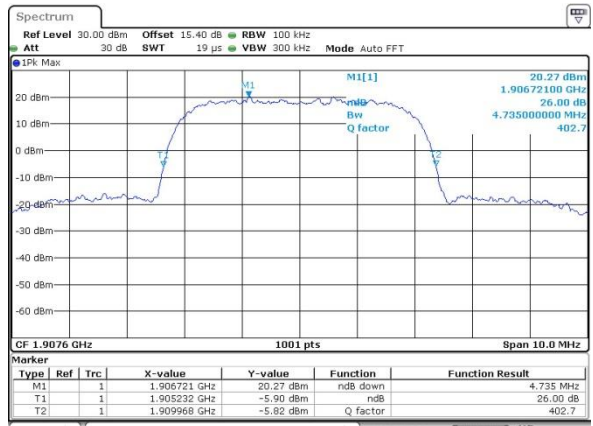
Date: 7 SEP.2022 16:08:23

Highest Channel

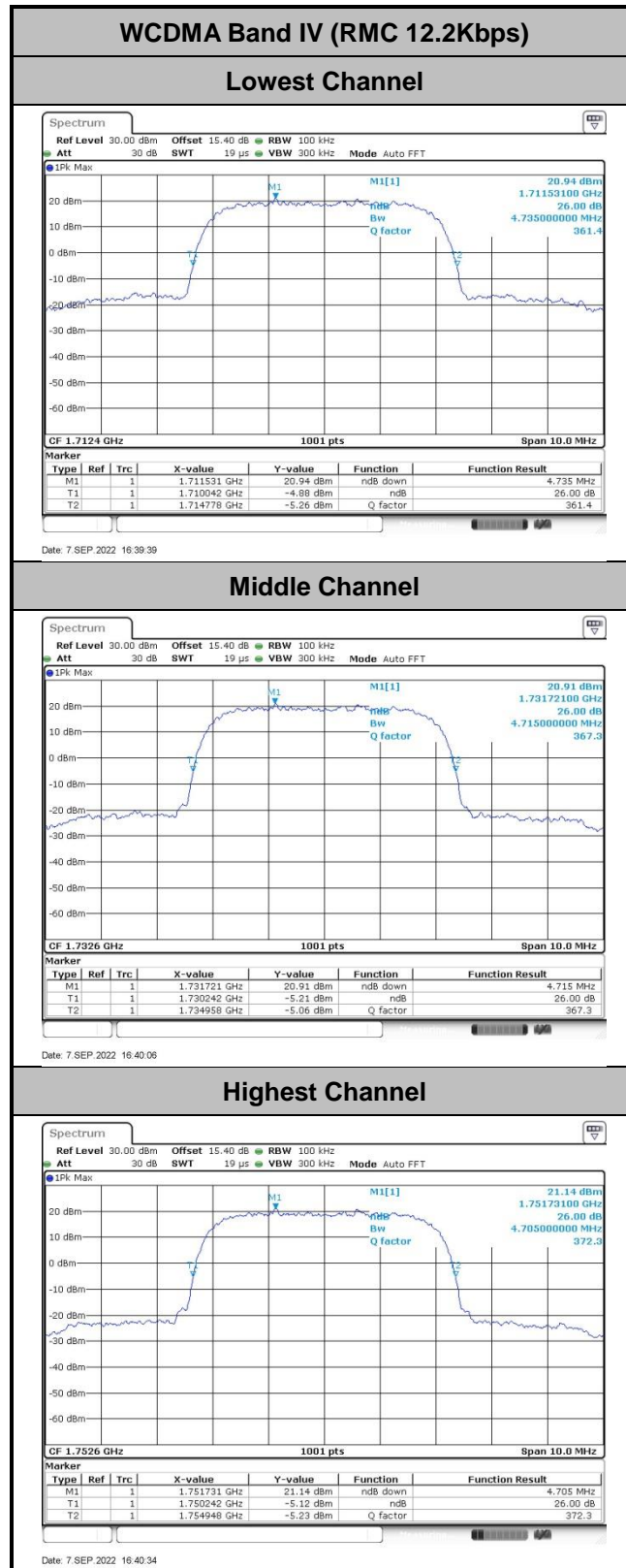


Date: 7 SEP.2022 15:46:53

Highest Channel



Date: 7 SEP.2022 16:08:57





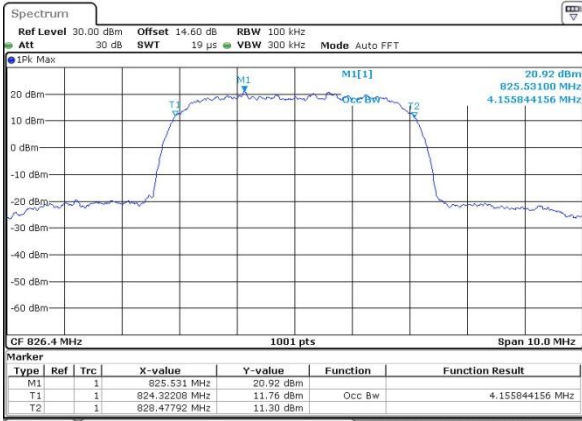
Occupied Bandwidth

Mode	WCDMA Band V(MHz)	WCDMA Band II(MHz)	WCDMA Band IV(MHz)
Mod.	RMC 12.2Kbps	RMC 12.2Kbps	RMC 12.2Kbps
Lowest CH	4.156	4.146	4.146
Middle CH	4.146	4.146	4.146
Highest CH	4.126	4.146	4.146



WCDMA Band V (RMC 12.2Kbps)

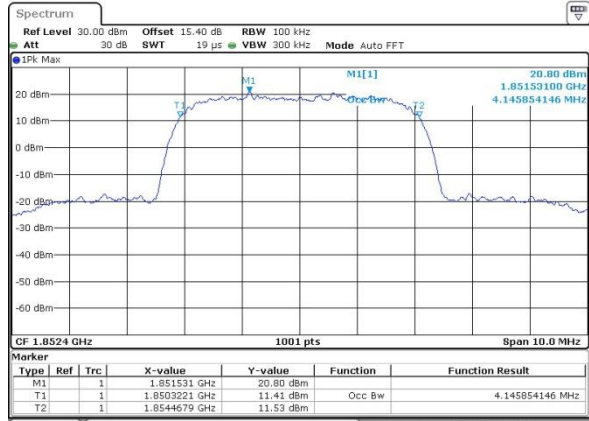
Lowest Channel



Date: 7 SEP 2022 15:48:01

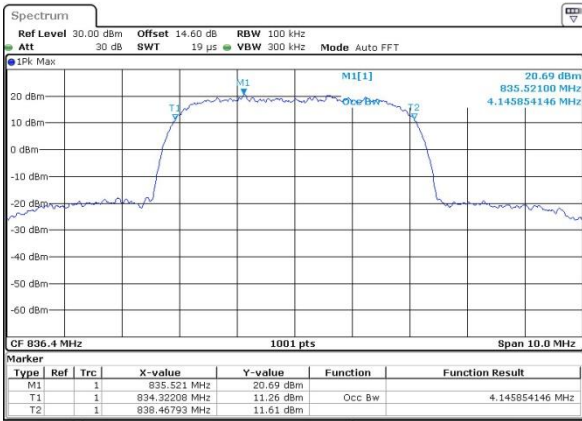
WCDMA Band II (RMC 12.2Kbps)

Lowest Channel



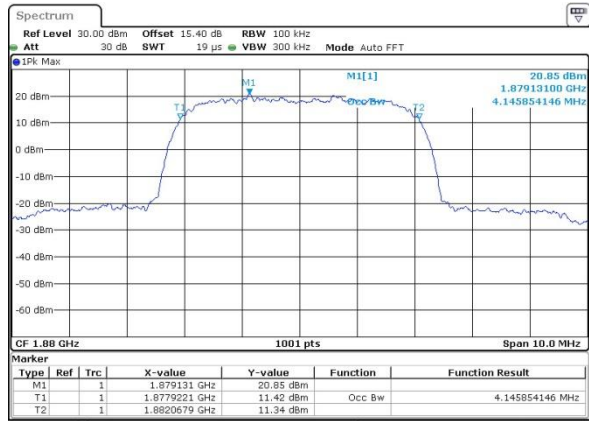
Date: 7 SEP 2022 16:09:42

Middle Channel



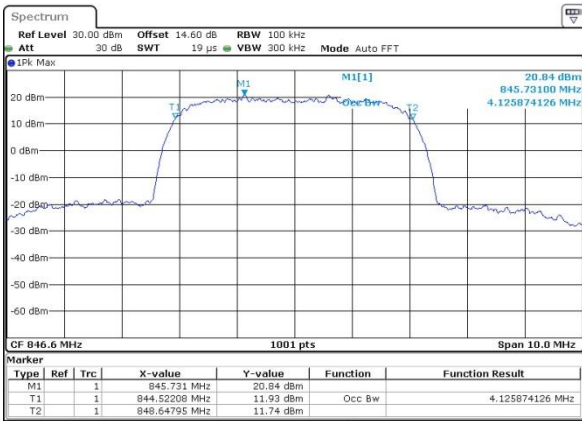
Date: 7 SEP 2022 15:48:28

Middle Channel



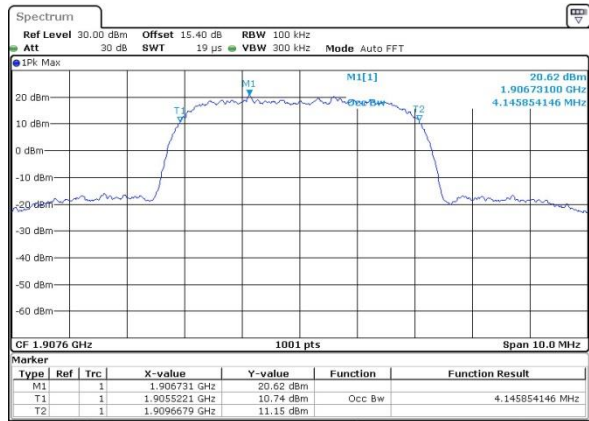
Date: 7 SEP 2022 16:10:15

Highest Channel

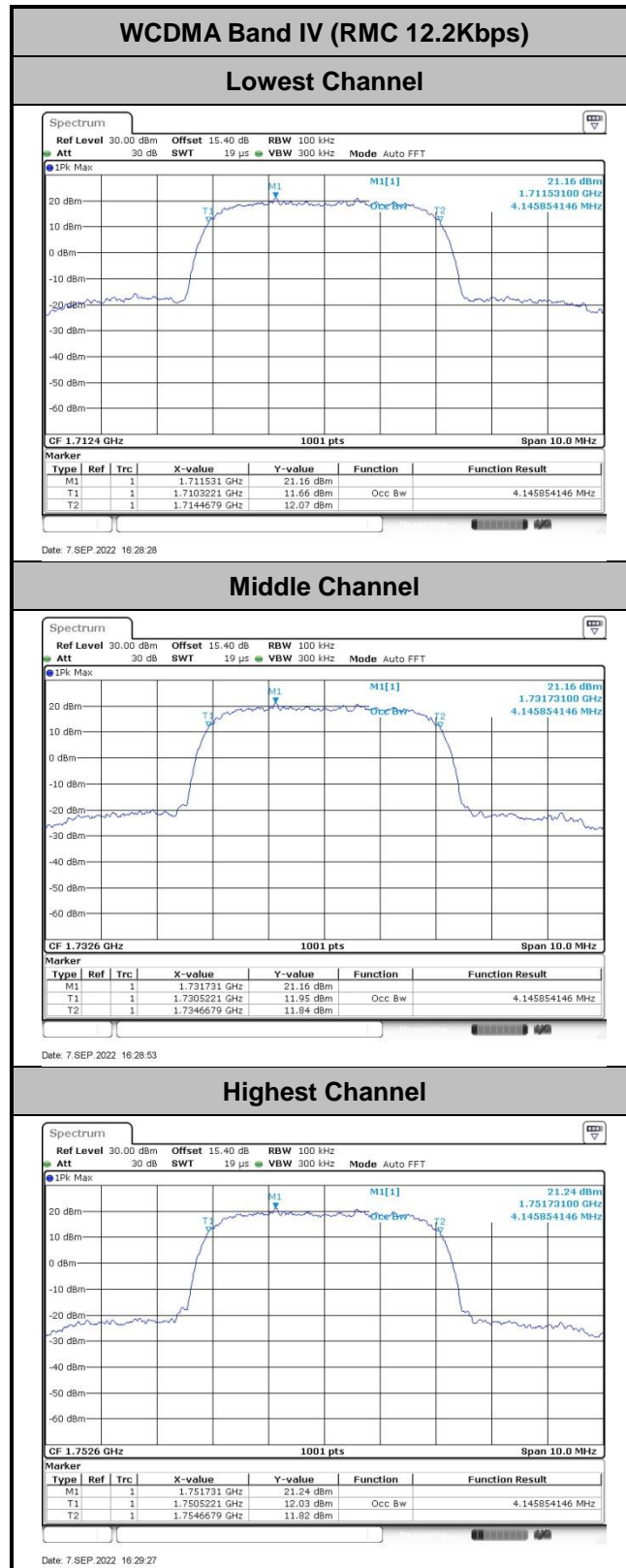


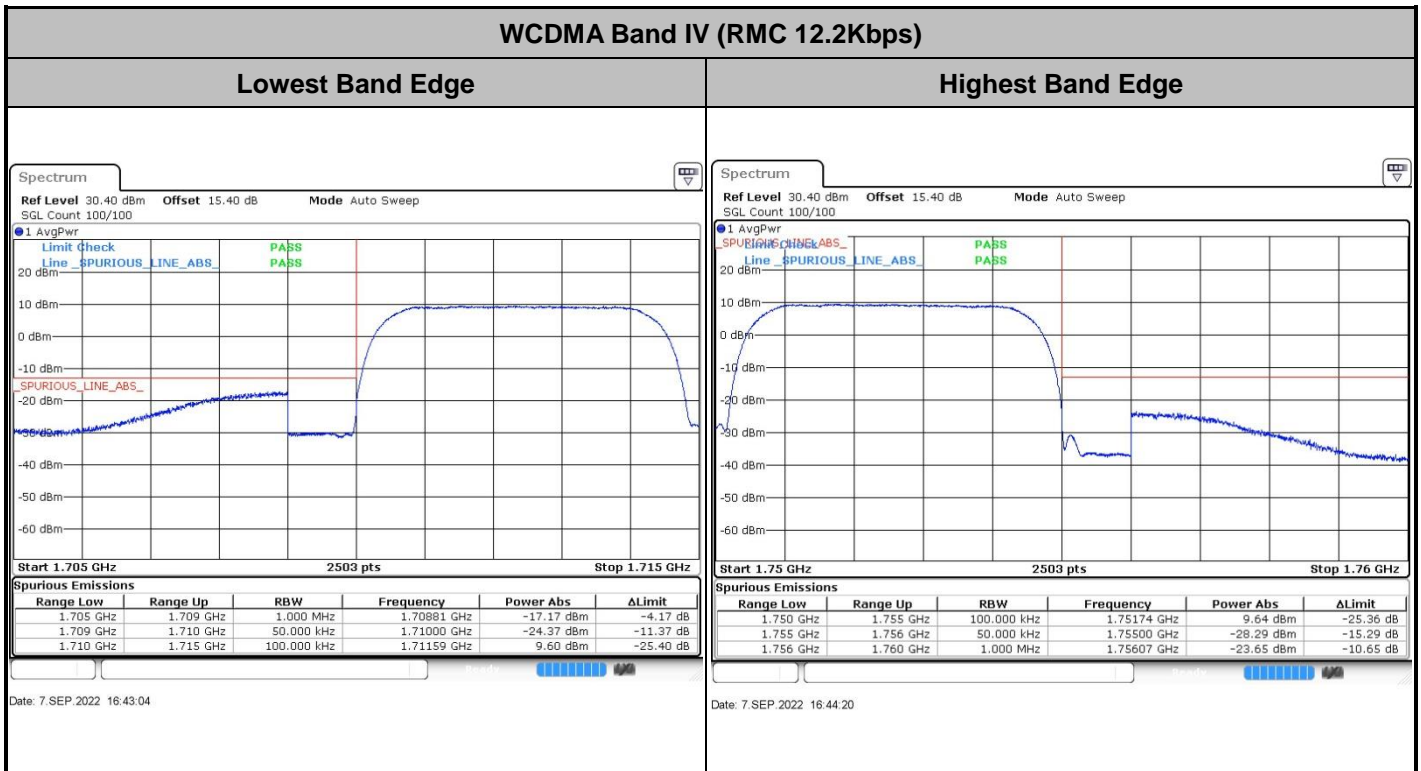
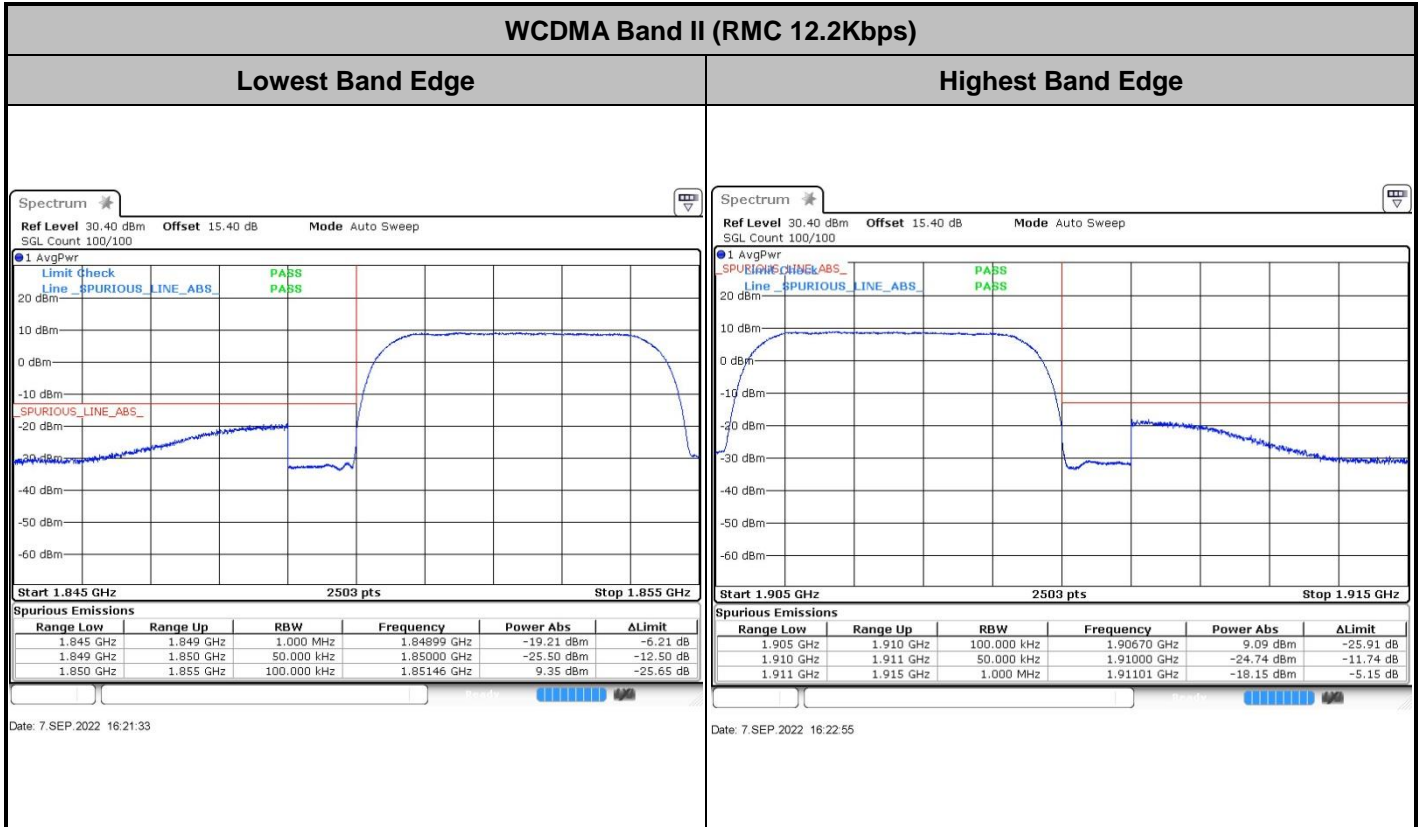
Date: 7 SEP 2022 15:49:06

Highest Channel



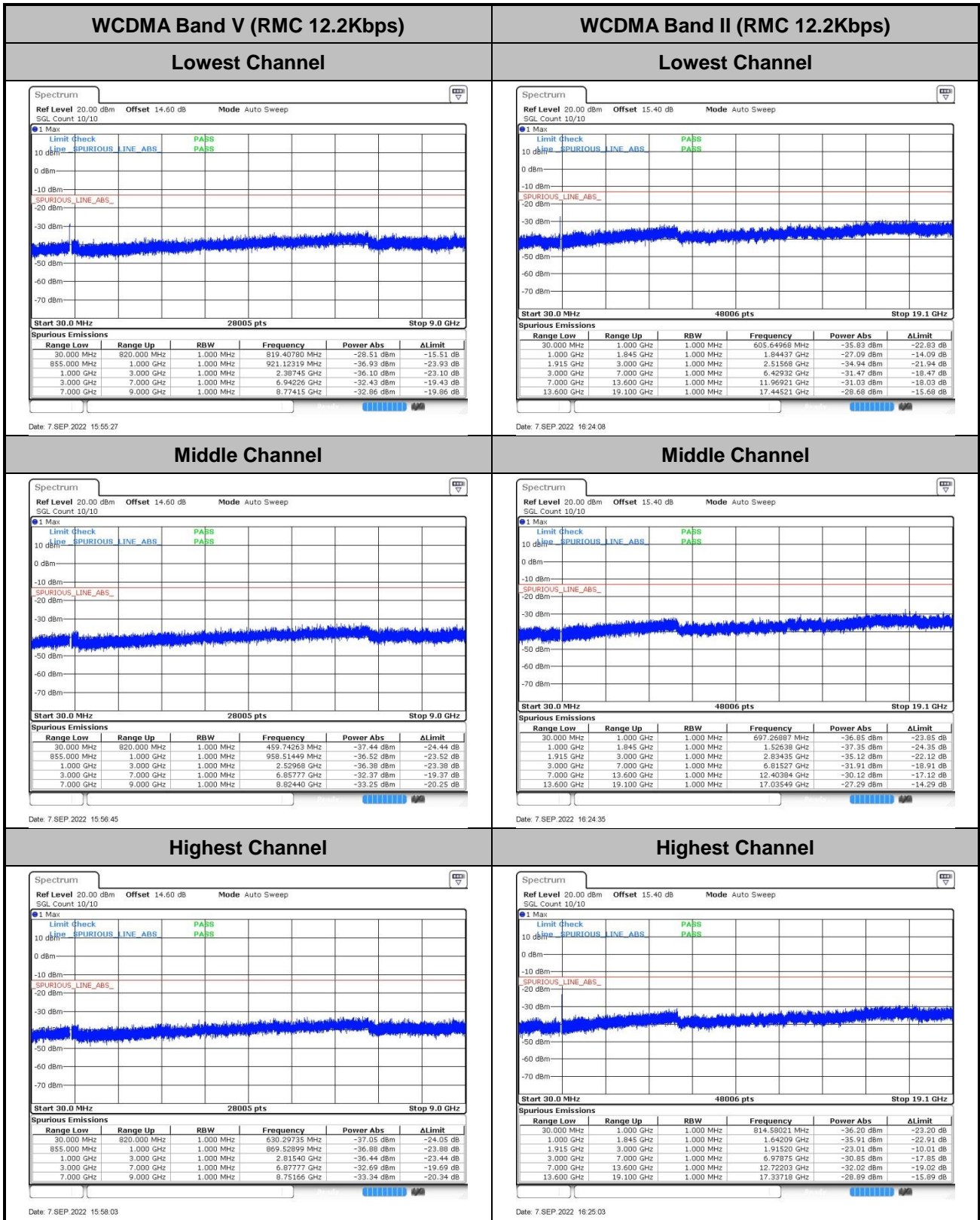
Date: 7 SEP 2022 16:17:35







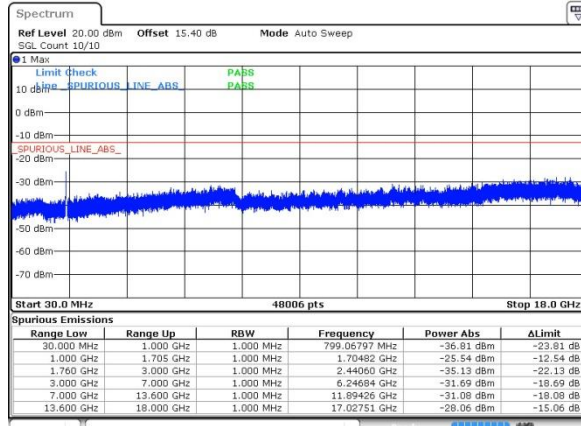
Conducted Spurious Emission





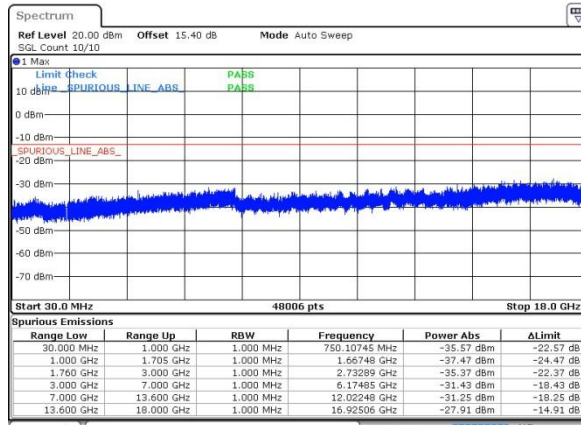
WCDMA Band IV (RMC 12.2Kbps)

Lowest Channel



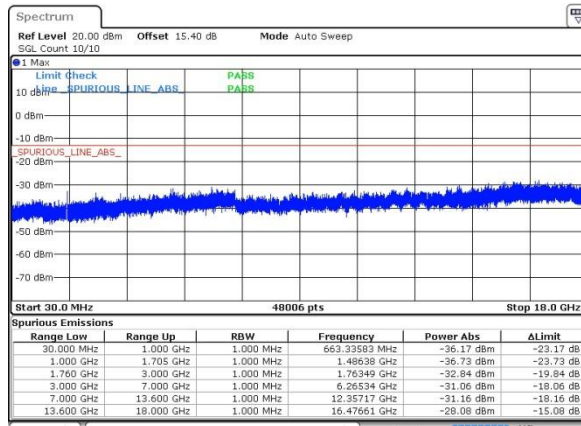
Date: 7 SEP 2022 16:44:56

Middle Channel



Date: 7 SEP 2022 16:45:25

Highest Channel



Date: 7 SEP 2022 16:46:00



Frequency Stability

Test Conditions	Middle Channel	WCDMA Band V (RMC 12.2Kbps)	Limit 2.5ppm
Temperature (°C)	Voltage (Volt)	Deviation (ppm)	Result
50	Normal Voltage	0.0029	PASS
40	Normal Voltage	0.0017	
30	Normal Voltage	0.0015	
20(Ref.)	Normal Voltage	0.0000	
10	Normal Voltage	0.0019	
0	Normal Voltage	0.0024	
-10	Normal Voltage	0.0023	
-20	Normal Voltage	0.0021	
-30	Normal Voltage	0.0035	
20	Maximum Voltage	0.0018	
20	Normal Voltage	0.0006	
20	Battery End Point	0.0013	

Test Conditions	Middle Channel	WCDMA Band II (RMC 12.2Kbps)	Limit Note 2.
Temperature (°C)	Voltage (Volt)	Deviation (ppm)	Result
50	Normal Voltage	0.0026	PASS
40	Normal Voltage	0.0023	
30	Normal Voltage	0.0014	
20(Ref.)	Normal Voltage	0.0000	
10	Normal Voltage	0.0011	
0	Normal Voltage	0.0016	
-10	Normal Voltage	0.0022	
-20	Normal Voltage	0.0027	
-30	Normal Voltage	0.0034	
20	Maximum Voltage	0.0016	
20	Normal Voltage	0.0012	
20	Battery End Point	0.0019	



Test Conditions	Middle Channel	WCDMA Band IV (RMC 12.2Kbps)	Limit Note 2.
Temperature (°C)	Voltage (Volt)	Deviation (ppm)	Result
50	Normal Voltage	0.0038	PASS
40	Normal Voltage	0.0026	
30	Normal Voltage	0.0013	
20(Ref.)	Normal Voltage	0.0000	
10	Normal Voltage	0.0017	
0	Normal Voltage	0.0024	
-10	Normal Voltage	0.0022	
-20	Normal Voltage	0.0027	
-30	Normal Voltage	0.0032	
20	Maximum Voltage	0.0019	
20	Normal Voltage	0.0013	
20	Battery End Point	0.0011	

Note:

1. Normal Voltage = 3.87V ; Battery End Point (BEP) =3.6V. ; Maximum Voltage =4.3V
2. The frequency fundamental emissions stay within the authorized frequency block based on the frequency deviation measured is small.



Appendix B. Test Results of Radiated Test

Radiated Spurious Emission

Note: Pre-scanned harmonic for the different antenna combinations, we choose the worst antenna mode to perform final test.

GSM850 (GSM)								
Channel	Frequency (MHz)	ERP (dBm)	Limit (dBm)	Over Limit (dB)	S.G. Power (dBm)	TX Cable loss (dB)	TX Antenna Gain (dBi)	Polarization (H/V)
Middle	1672	-61.28	-13	-48.28	-68.25	1.58	10.70	H
	2512	-43.30	-13	-30.30	-51.55	2.102	12.50	H
	3344	-59.76	-13	-46.76	-68.65	2.856	13.90	H
	1672	-62.22	-13	-49.22	-69.19	1.58	10.70	V
	2512	-51.06	-13	-38.06	-59.31	2.10	12.50	V
	3344	-59.79	-13	-46.79	-68.68	2.86	13.90	V

Remark: Spurious emissions within 30-1000MHz were found more than 20dB below limit line.

GSM850 (EDGE 1 Tx slots)								
Channel	Frequency (MHz)	ERP (dBm)	Limit (dBm)	Over Limit (dB)	S.G. Power (dBm)	TX Cable loss (dB)	TX Antenna Gain (dBi)	Polarization (H/V)
Middle	1672	-59.77	-13	-46.77	-66.74	1.58	10.70	H
	2512	-43.46	-13	-30.46	-51.71	2.102	12.50	H
	3344	-59.58	-13	-46.58	-68.47	2.856	13.90	H
	1672	-61.71	-13	-48.71	-68.68	1.58	10.70	V
	2512	-48.11	-13	-35.11	-56.36	2.10	12.50	V
	3344	-59.66	-13	-46.66	-68.55	2.86	13.90	V

Remark: Spurious emissions within 30-1000MHz were found more than 20dB below limit line.

GSM1900 (GSM)								
Channel	Frequency (MHz)	EIRP (dBm)	Limit (dBm)	Over Limit (dB)	S.G. Power (dBm)	TX Cable loss (dB)	TX Antenna Gain (dBi)	Polarization (H/V)
Middle	3759	-52.93	-13	-39.93	-65.19	2.641	14.90	H
	5640	-49.62	-13	-36.62	-61.48	2.94	14.80	H
	7524	-52.65	-13	-39.65	-62.42	3.39	13.16	H
	3759	-52.37	-13	-39.37	-64.63	2.64	14.90	V
	5640	-52.23	-13	-39.23	-64.09	2.94	14.80	V
	7524	-52.63	-13	-39.63	-62.40	3.39	13.16	V

Remark: Spurious emissions within 30-1000MHz were found more than 20dB below limit line.



GSM1900 (EDGE 1 Tx slots)								
Channel	Frequency (MHz)	EIRP (dBm)	Limit (dBm)	Over Limit (dB)	S.G. Power (dBm)	TX Cable loss (dB)	TX Antenna Gain (dBi)	Polarization (H/V)
Middle	3759	-52.38	-13	-39.38	-64.64	2.641	14.90	H
	5640	-53.37	-13	-40.37	-65.23	2.94	14.80	H
	7524	-52.86	-13	-39.86	-62.63	3.39	13.16	H
	3759	-48.57	-13	-35.57	-60.83	2.64	14.90	V
	5640	-50.02	-13	-37.02	-61.88	2.94	14.80	V
	7524	-52.55	-13	-39.55	-62.32	3.39	13.16	V

Remark: Spurious emissions within 30-1000MHz were found more than 20dB below limit line.

WCDMA Band V(RMC 12.2Kbps)								
Channel	Frequency (MHz)	ERP (dBm)	Limit (dBm)	Over Limit (dB)	S.G. Power (dBm)	TX Cable loss (dB)	TX Antenna Gain (dBi)	Polarization (H/V)
Middle	1672	-64.96	-13	-51.96	-71.93	1.58	10.70	H
	2512	-59.84	-13	-46.84	-68.09	2.102	12.50	H
	3344	-59.36	-13	-46.36	-68.25	2.856	13.90	H
	1672	-64.01	-13	-51.01	-70.98	1.58	10.70	V
	2512	-59.33	-13	-46.33	-67.58	2.10	12.50	V
	3344	-60.10	-13	-47.10	-68.99	2.86	13.90	V

Remark: Spurious emissions within 30-1000MHz were found more than 20dB below limit line.

WCDMA Band II(RMC 12.2Kbps)								
Channel	Frequency (MHz)	EIRP (dBm)	Limit (dBm)	Over Limit (dB)	S.G. Power (dBm)	TX Cable loss (dB)	TX Antenna Gain (dBi)	Polarization (H/V)
Middle	3759	-56.55	-13	-43.55	-68.81	2.641	14.90	H
	5640	-53.31	-13	-40.31	-65.17	2.94	14.80	H
	7524	-51.92	-13	-38.92	-61.69	3.39	13.16	H
	3759	-55.66	-13	-42.66	-67.92	2.64	14.90	V
	5640	-54.97	-13	-41.97	-66.83	2.94	14.80	V
	7524	-52.32	-13	-39.32	-62.09	3.39	13.16	V

Remark: Spurious emissions within 30-1000MHz were found more than 20dB below limit line.

WCDMA Band IV(RMC 12.2Kbps)								
Channel	Frequency (MHz)	EIRP (dBm)	Limit (dBm)	Over Limit (dB)	S.G. Power (dBm)	TX Cable loss (dB)	TX Antenna Gain (dBi)	Polarization (H/V)
Middle	3465	-58.03	-13	-45.03	-68.77	2.604	13.34	H
	5196	-55.01	-13	-42.01	-65.52	3.011	13.52	H
	6936	-53.40	-13	-40.40	-63.60	3.271	13.47	H
	3465	-58.35	-13	-45.35	-69.09	2.604	13.34	V
	5196	-54.37	-13	-41.37	-64.88	3.011	13.52	V
	6936	-53.62	-13	-40.62	-63.82	3.271	13.47	V

Remark: Spurious emissions within 30-1000MHz were found more than 20dB below limit line.