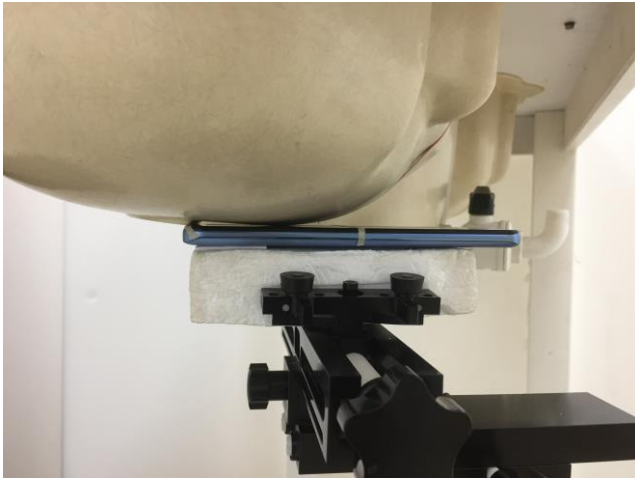
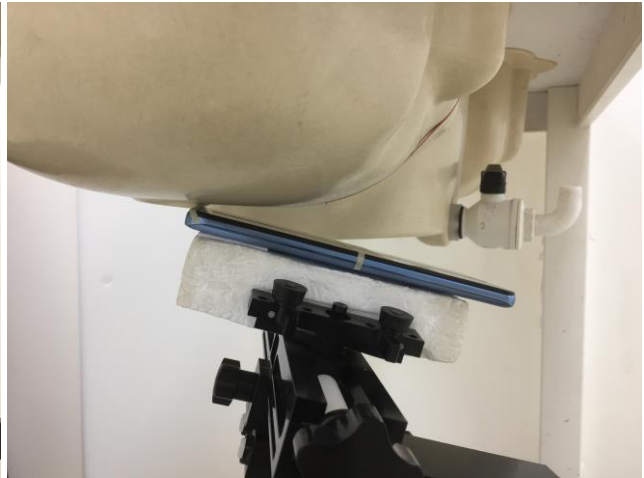


Appendix D. SAR Test Setup Photos

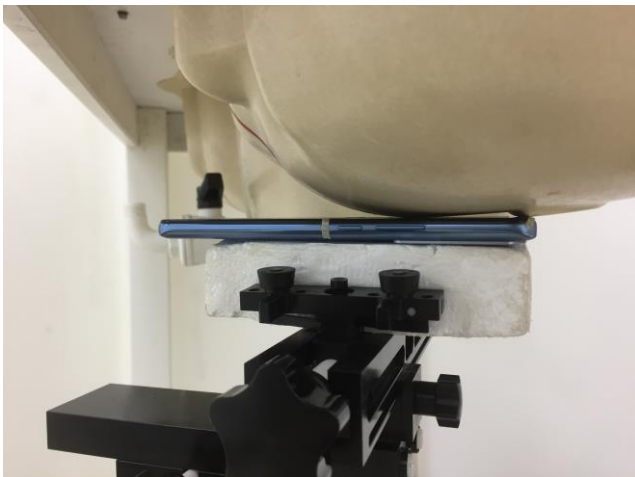
Head Exposure Condition



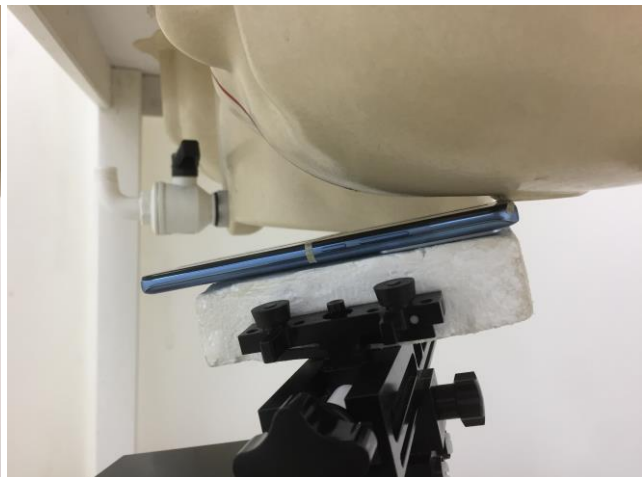
Right Cheek, Test Separation 0 mm



Right Tilted, Test Separation 0 mm




Left Cheek, Test Separation 0 mm




Left Tilted, Test Separation 0 mm

Hotspot Exposure Condition



Front, Test Separation 10 mm



Back, Test Separation 10 mm



Left Side, Test Separation 10 mm



Right Side, Test Separation 10 mm




Top Side, Test Separation 10 mm




Bottom Side, Test Separation 10 mm

Body-worn Exposure Condition




Front, Test Separation 15 mm




Back, Test Separation 15 mm


Product Specific 10g SAR



Front, Test Separation 0 mm



Back, Test Separation 0 mm



Left Side, Test Separation 0 mm



Right Side, Test Separation 0 mm




Top Side, Test Separation 0 mm




Bottom Side, Test Separation 0 mm


<Sensor off>



Back, Test Separation 15 mm



Back, Test Separation 5 mm



Front, Test Separation 5 mm



Left Side, Test Separation 5 mm

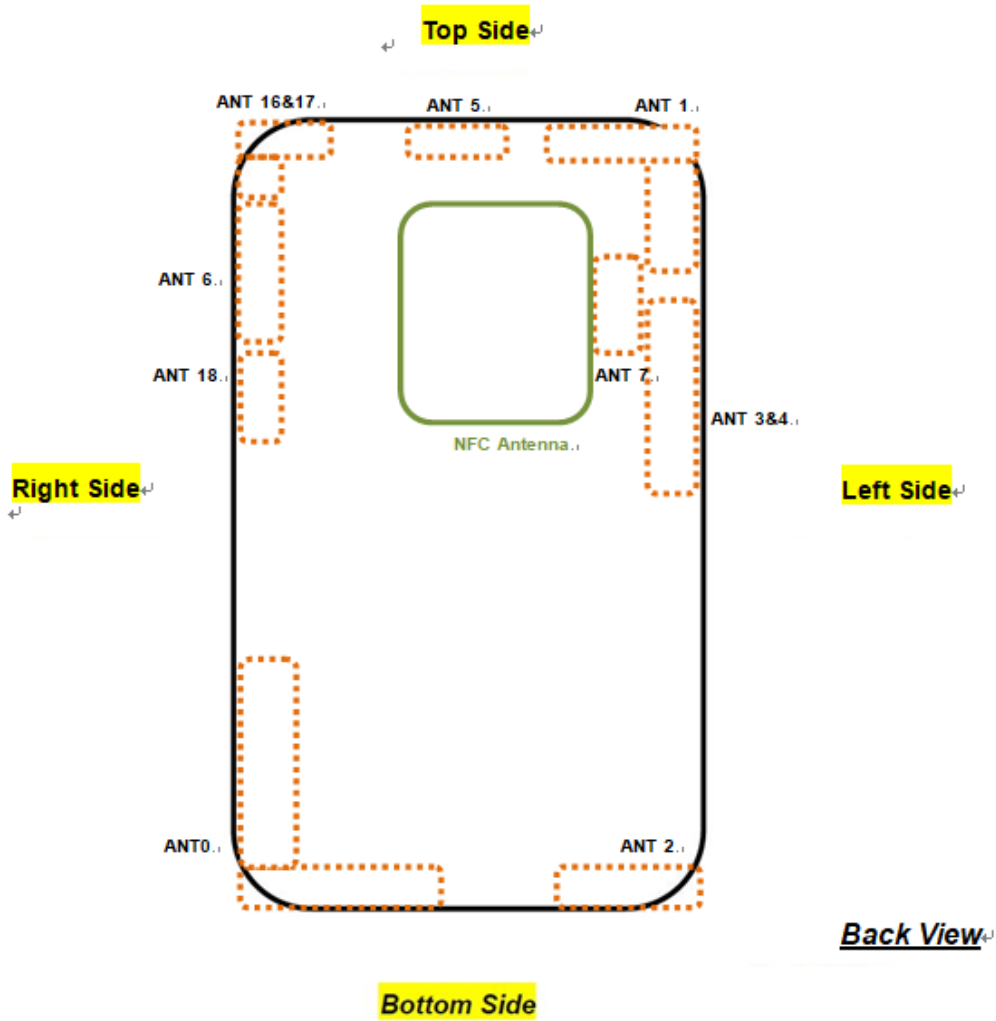


Top Side, Test Separation 5 mm



Bottom Side, Test Separation 15 mm

Antenna Location



Length: 161mm
Width: 74mm
Diagonal: 171mm

Antenna	Support Band
Antenna 0	GSM: 850 WCDMA: B5 LTE: B4 / B5 / B7 / B12 / B13 / B17 / B26 / B38 / B41 / B66 NR: n5 / n7 / n38 / n41 / n66
Antenna 1	GSM: 850/1900 WCDMA: B2/4/5 LTE: B4 / B5 / B7 / B12 / B13 / B17 / B26 / B38 / B41 / B66 NR: n5 / n7 / n38 / n41 / n66
Antenna 2	GSM: 1900 WCDMA: B2 / 4 LTE: B2 / B4 / B7 / B38 / B41 / B66 NR: n7 / n38 / n41 / n66
Antenna 3	LTE: B2 / B4 / B7 / B38 / B41 / B66 NR: n7 / n38 / n41 / n66
Antenna 4	NR: n77 / n78
Antenna 5	NR: n77 / n78
Antenna 6	NR: n77 / n78
Antenna 7	NR: n77 / n78
Antenna 16	WLAN 2.4GHz/Bluetooth
Antenna 17	WLAN 5GHz
Antenna 18	WLAN 2.4GHz/5GHz
NFC Antenna	NFC

Distance of the Antenna to the EUT surface/edge						
Antennas	Back	Front	Top Side	Bottom Side	Right Side	Left Side
Antenna 0	≤ 25mm	≤ 25mm	>25mm	≤ 25mm	≤ 25mm	>25mm
Antenna 1	≤ 25mm	≤ 25mm	≤ 25mm	>25mm	>25mm	≤ 25mm
Antenna 2	≤ 25mm	≤ 25mm	>25mm	≤ 25mm	>25mm	≤ 25mm
Antenna 3&4	≤ 25mm	≤ 25mm	≤ 25mm	>25mm	>25mm	≤ 25mm
Antenna 5	≤ 25mm	≤ 25mm	≤ 25mm	>25mm	≤ 25mm	>25mm
Antenna 6	≤ 25mm	≤ 25mm	≤ 25mm	>25mm	≤ 25mm	>25mm
Antenna 7	≤ 25mm	≤ 25mm	≤ 25mm	>25mm	>25mm	≤ 25mm
Antenna 16&17	≤ 25mm	≤ 25mm	≤ 25mm	>25mm	≤ 25mm	>25mm
Antenna 18	≤ 25mm	≤ 25mm	≤ 25mm	>25mm	≤ 25mm	>25mm

Positions for SAR tests; Hotspot mode						
Antennas	Back	Front	Top Side	Bottom Side	Right Side	Left Side
Antenna 0	Yes	Yes	No	Yes	Yes	No
Antenna 1	Yes	Yes	Yes	No	No	Yes
Antenna 2	Yes	Yes	No	Yes	No	Yes
Antenna 3&4	Yes	Yes	Yes	No	No	Yes
Antenna 5	Yes	Yes	Yes	No	Yes	No
Antenna 6	Yes	Yes	Yes	No	Yes	No
Antenna 7	Yes	Yes	Yes	No	No	Yes
Antenna 16&17	Yes	Yes	Yes	No	Yes	No
Antenna 18	Yes	Yes	Yes	No	Yes	No

Note: Referring to KDB 941225 D06 v02r01, when the overall device length and width are $\geq 9\text{cm} \times 5\text{cm}$, the test distance is 10 mm. SAR must be measured for all sides and surfaces with a transmitting antenna located within 25mm from that surface or edge.