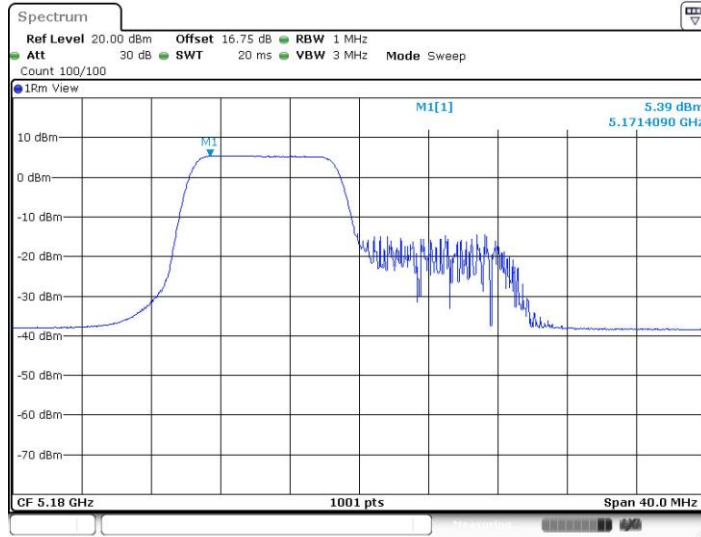
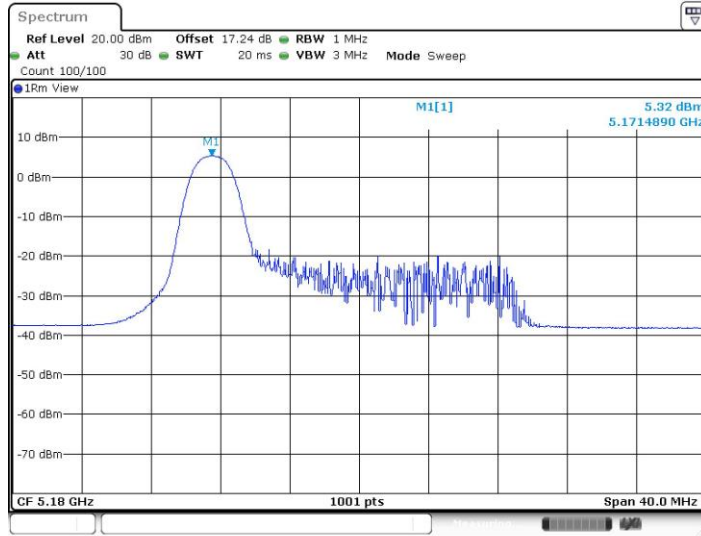




11AX20MIMO_Ant1_5180_106Tone_RU53

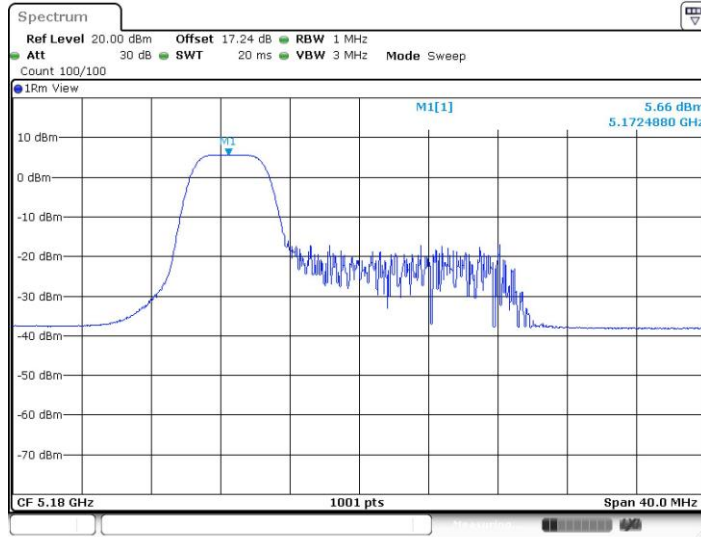


11AX20MIMO_Ant2_5180_26Tone_RU0

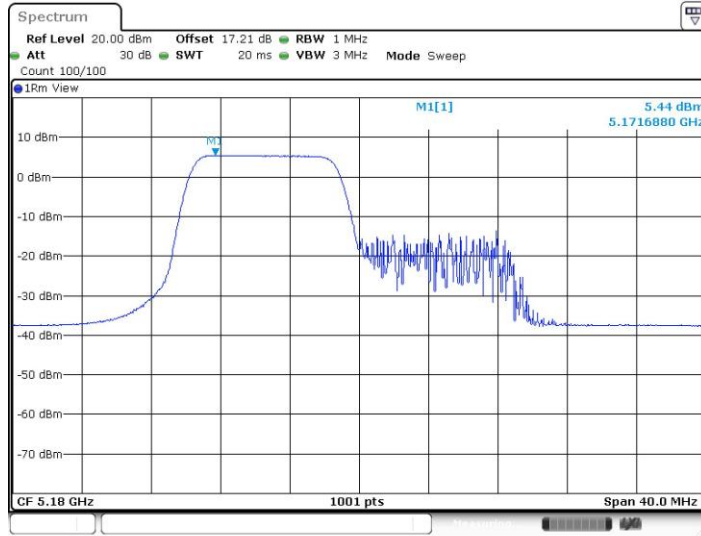




11AX20MIMO_Ant2_5180_52Tone_RU37

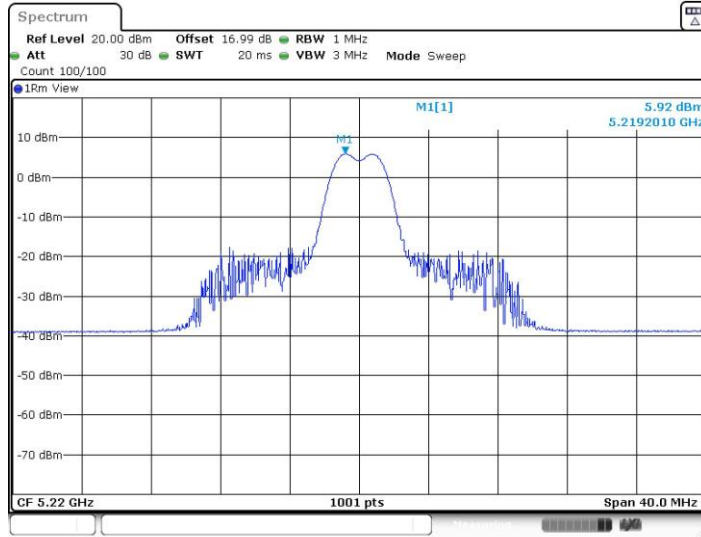


11AX20MIMO_Ant2_5180_106Tone_RU53

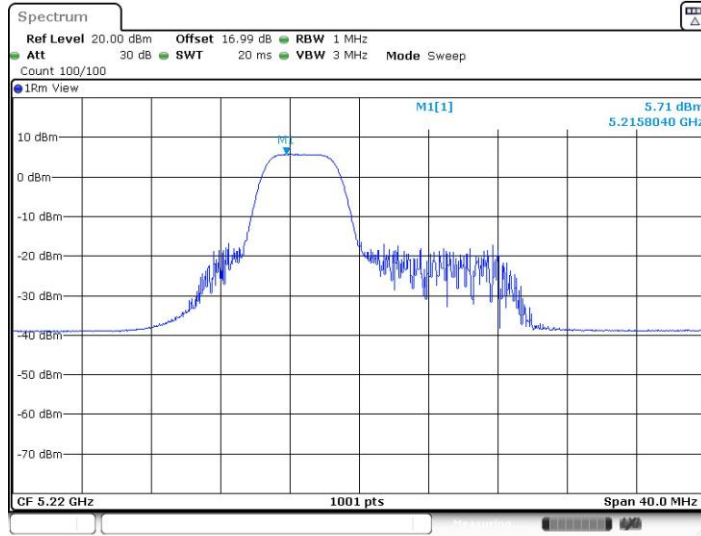




11AX20MIMO_Ant1_5220_26Tone_RU4

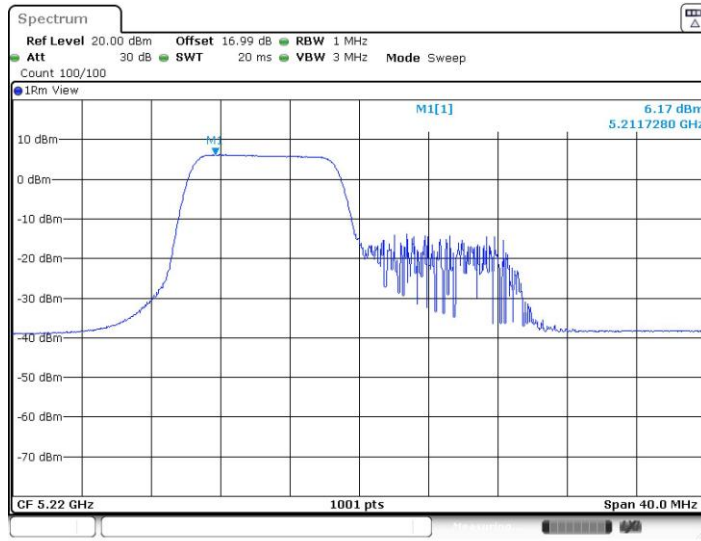


11AX20MIMO_Ant1_5220_52Tone_RU38



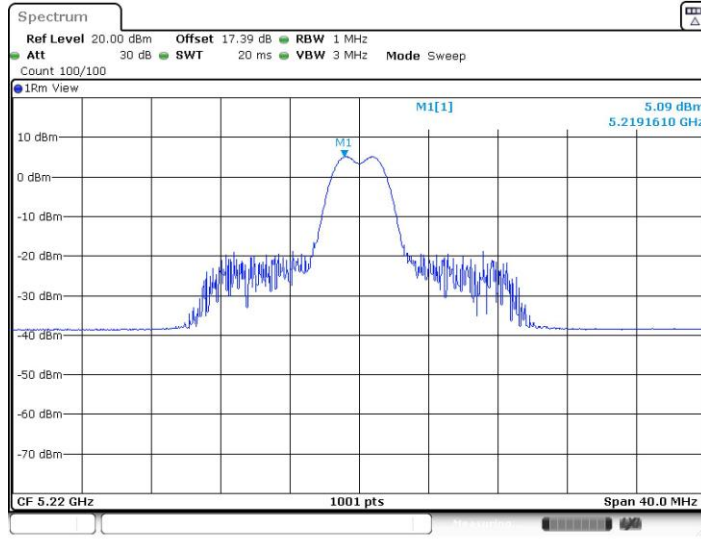


11AX20MIMO_Ant1_5220_106Tone_RU53



Date: 11.AUG.2022 12:45:51

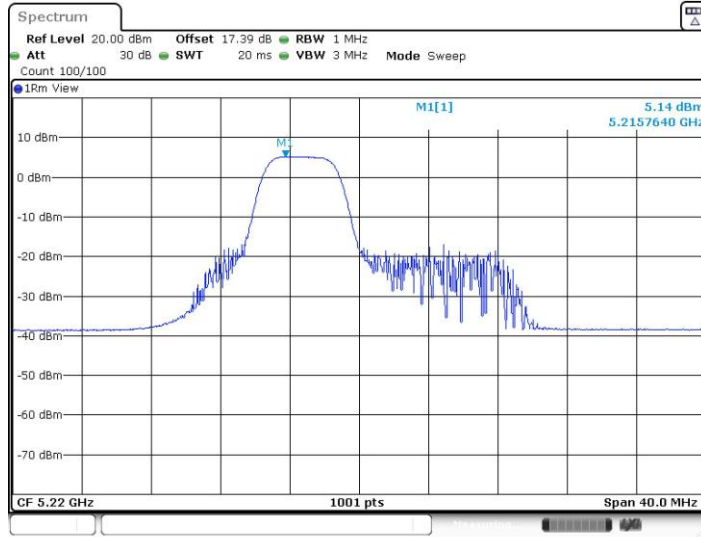
11AX20MIMO_Ant2_5220_26Tone_RU4



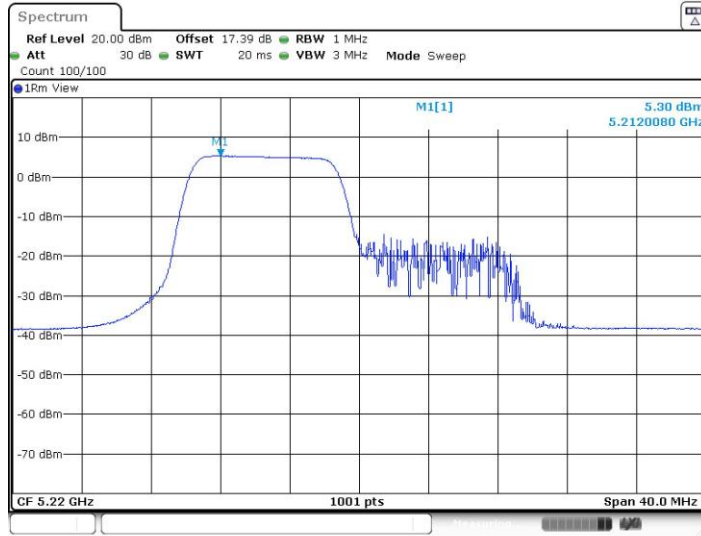
Date: 11.AUG.2022 12:40:03



11AX20MIMO_Ant2_5220_52Tone_RU38

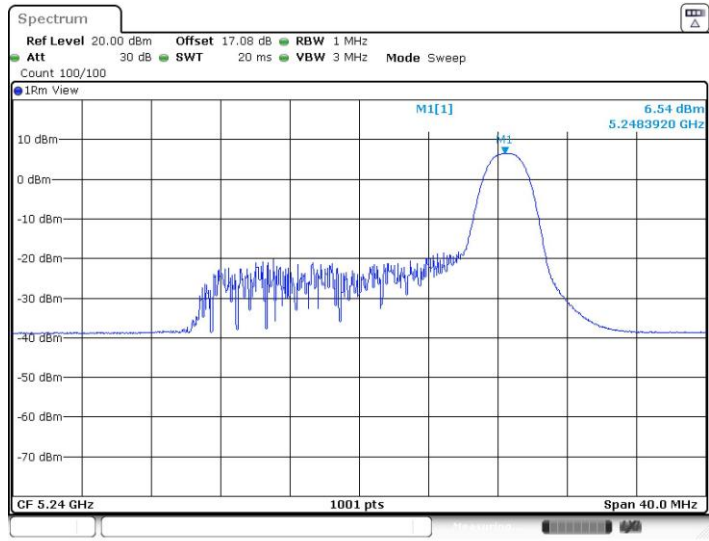


11AX20MIMO_Ant2_5220_106Tone_RU53



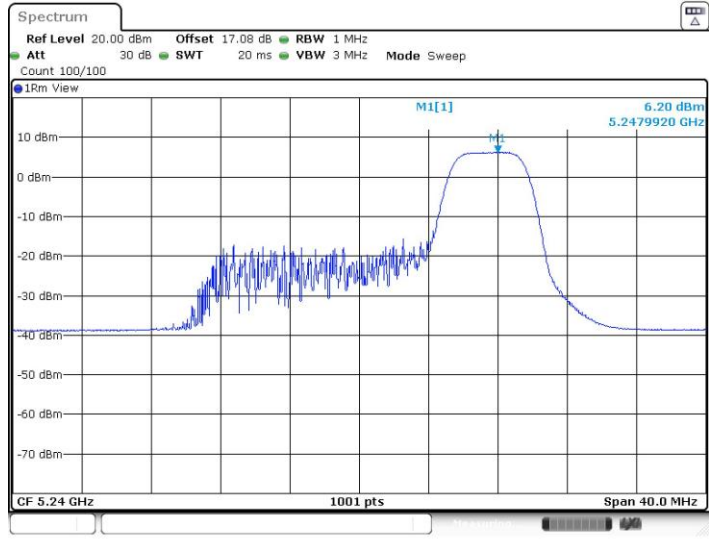


11AX20MIMO_Ant1_5240_26Tone_RU8



Date: 11.AUG.2022 12:49:49

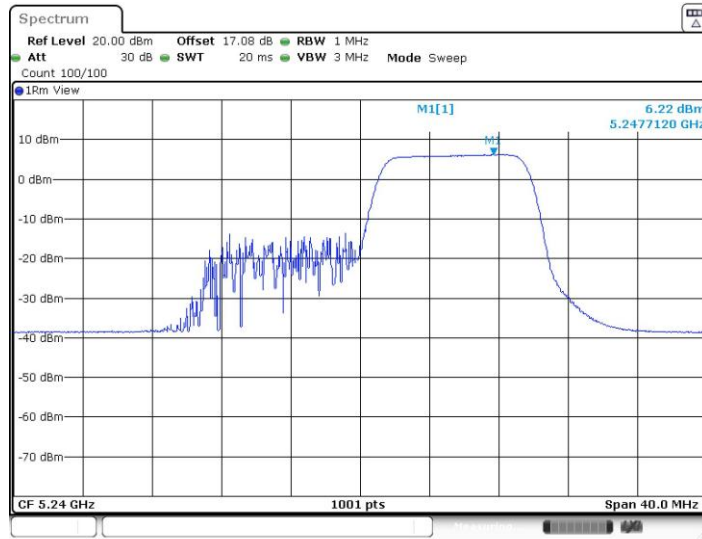
11AX20MIMO_Ant1_5240_52Tone_RU40



Date: 11.AUG.2022 12:52:54

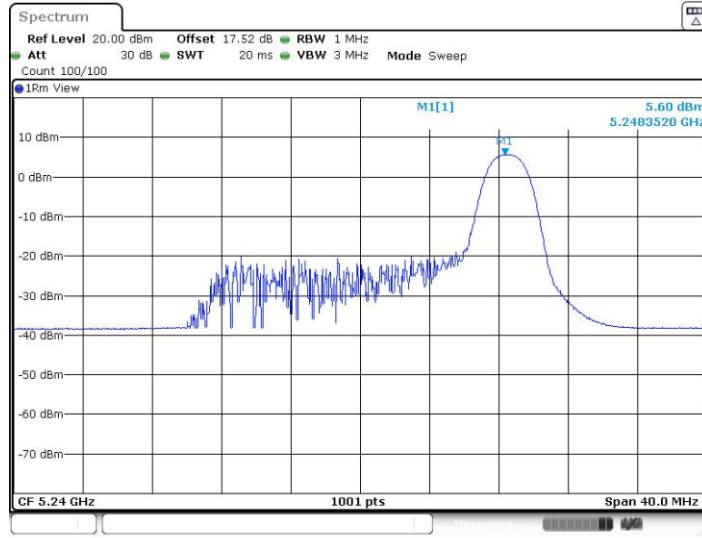


11AX20MIMO_Ant1_5240_106Tone_RU54



Date: 11.AUG.2022 12:54:07

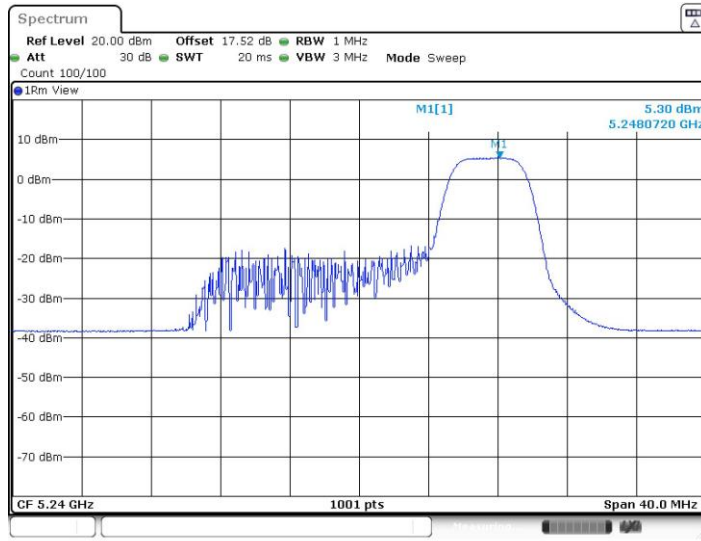
11AX20MIMO_Ant2_5240_26Tone_RU8



Date: 11.AUG.2022 12:50:31

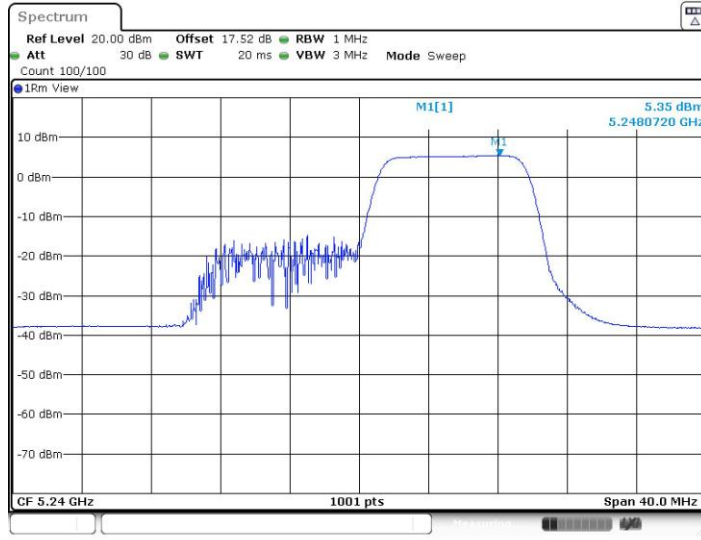


11AX20MIMO_Ant2_5240_52Tone_RU40



Date: 11.AUG.2022 12:53:25

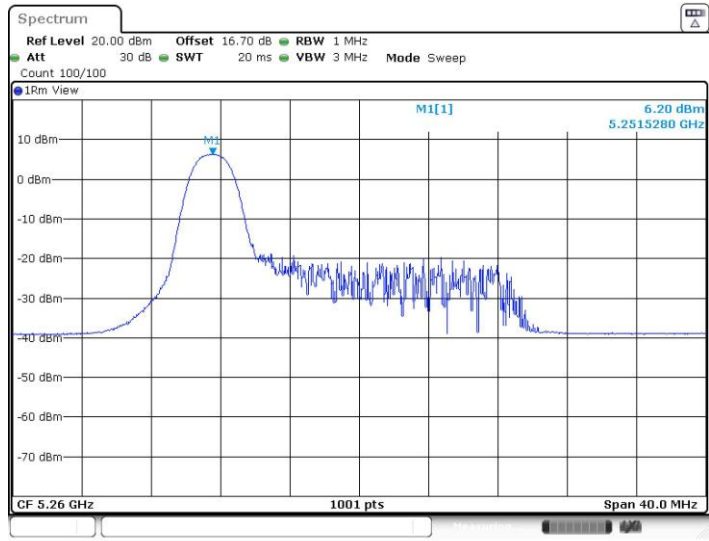
11AX20MIMO_Ant2_5240_106Tone_RU54



Date: 11.AUG.2022 12:54:52

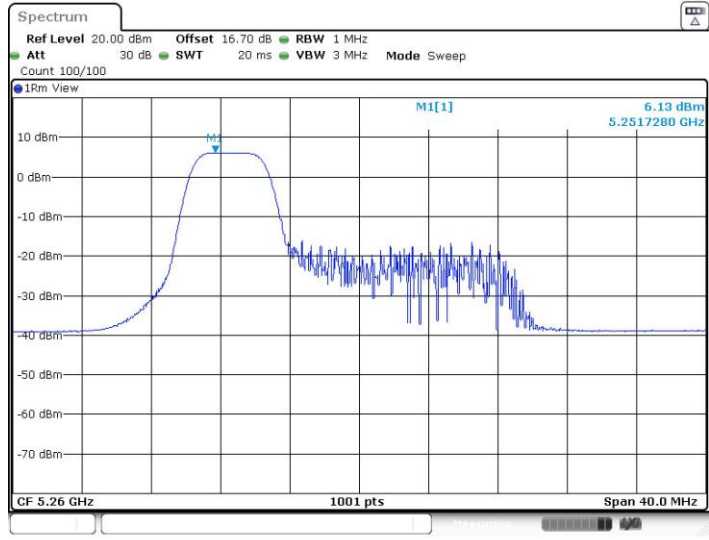


11AX20MIMO_Ant1_5260_26Tone_RU0



Date: 11.AUG.2022 12:55:50

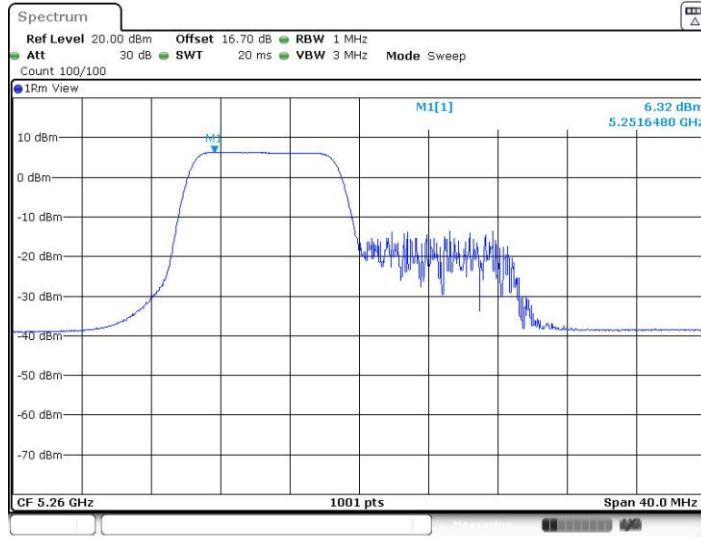
11AX20MIMO_Ant1_5260_52Tone_RU37



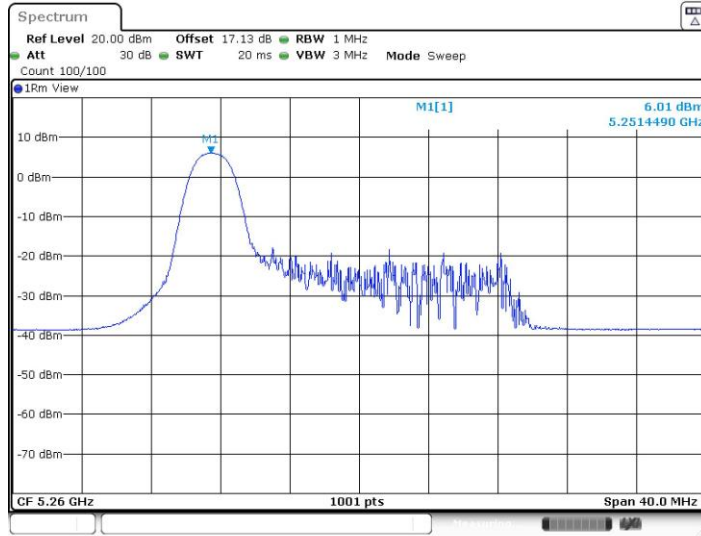
Date: 11.AUG.2022 12:57:32



11AX20MIMO_Ant1_5260_106Tone_RU53

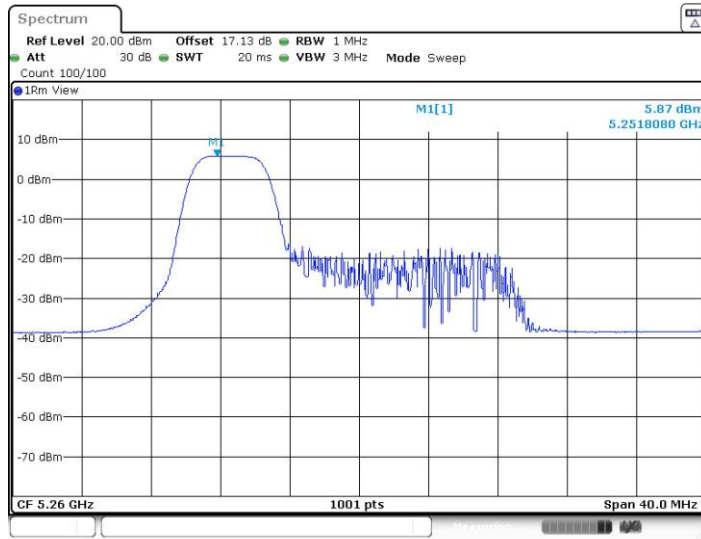


11AX20MIMO_Ant2_5260_26Tone_RU0



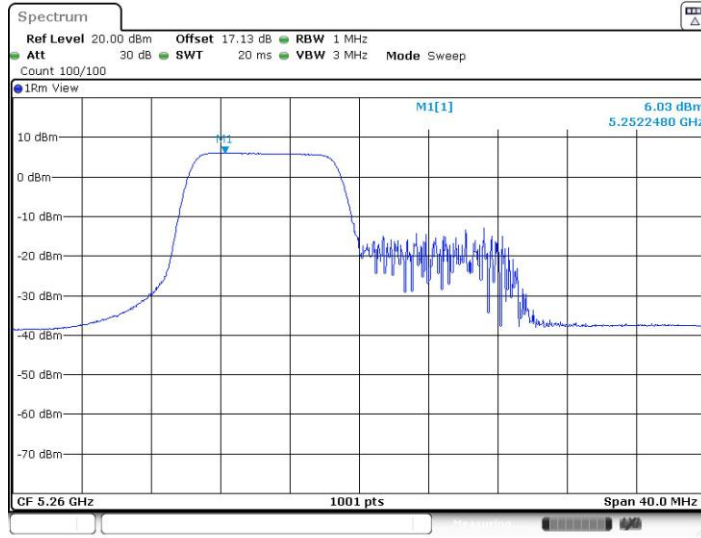


11AX20MIMO_Ant2_5260_52Tone_RU37



Date: 11.AUG.2022 12:58:14

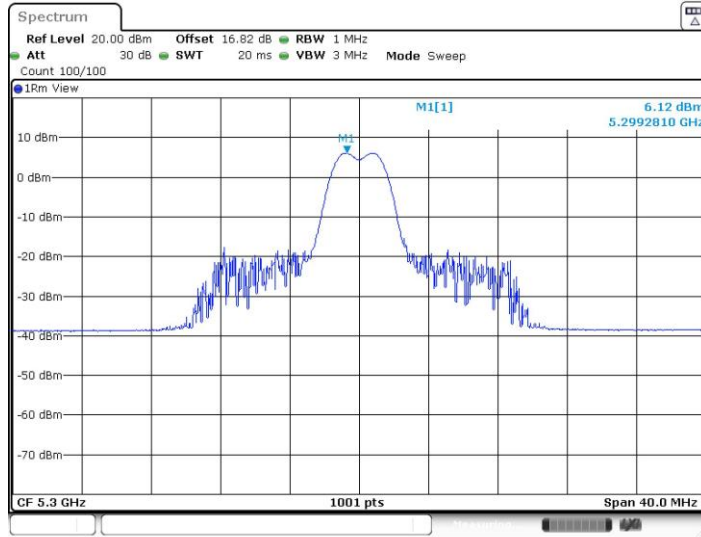
11AX20MIMO_Ant2_5260_106Tone_RU53



Date: 11.AUG.2022 12:59:41

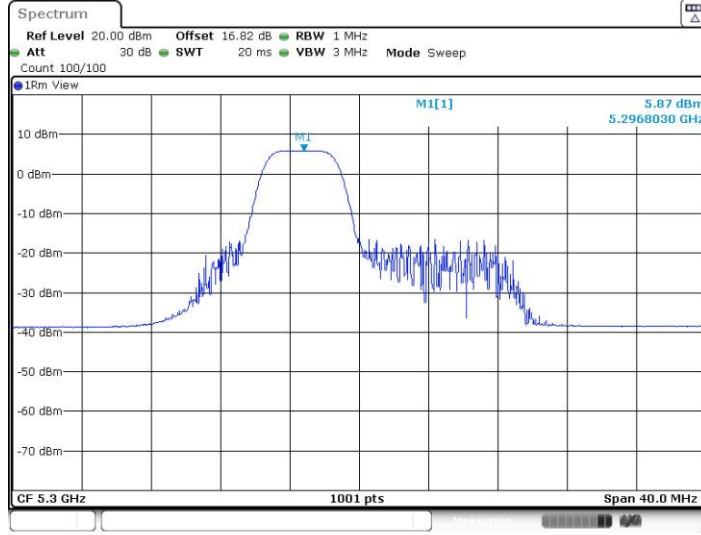


11AX20MIMO_Ant1_5300_26Tone_RU4



Date: 11.AUG.2022 13:00:28

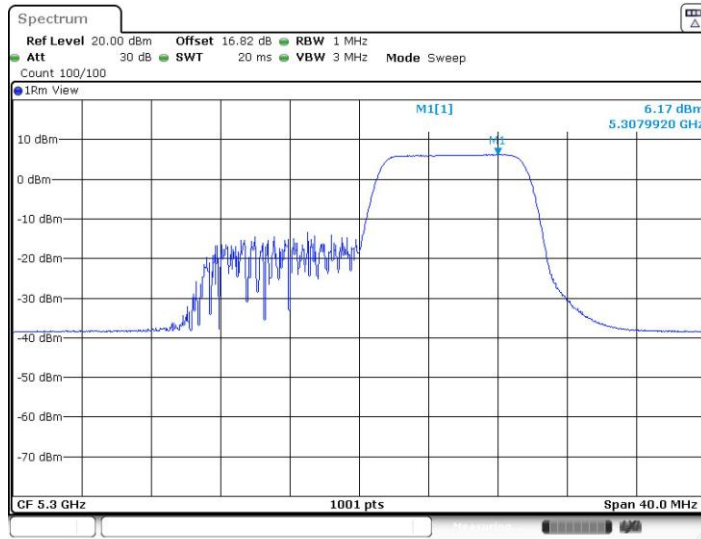
11AX20MIMO_Ant1_5300_52Tone_RU38



Date: 11.AUG.2022 13:02:20

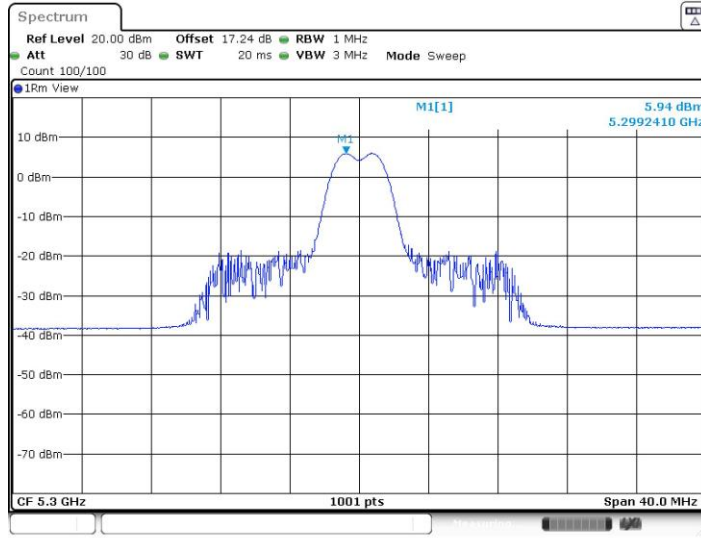


11AX20MIMO_Ant1_5300_106Tone_RU54



Date: 11.AUG.2022 13:03:52

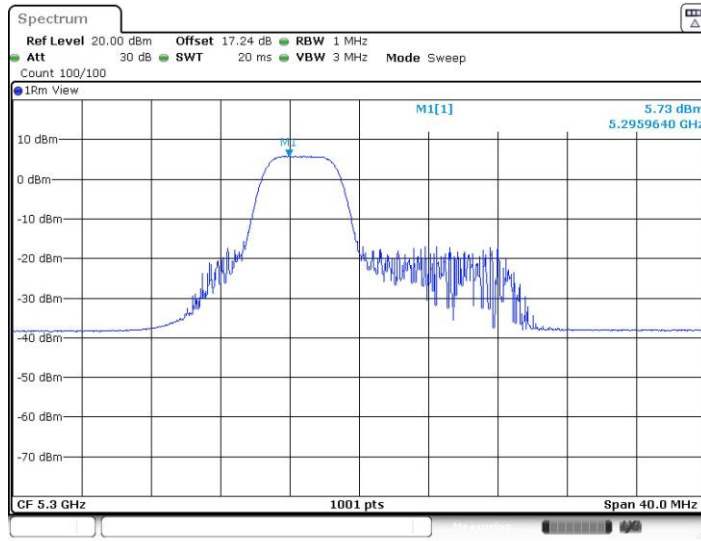
11AX20MIMO_Ant2_5300_26Tone_RU4



Date: 11.AUG.2022 13:01:31

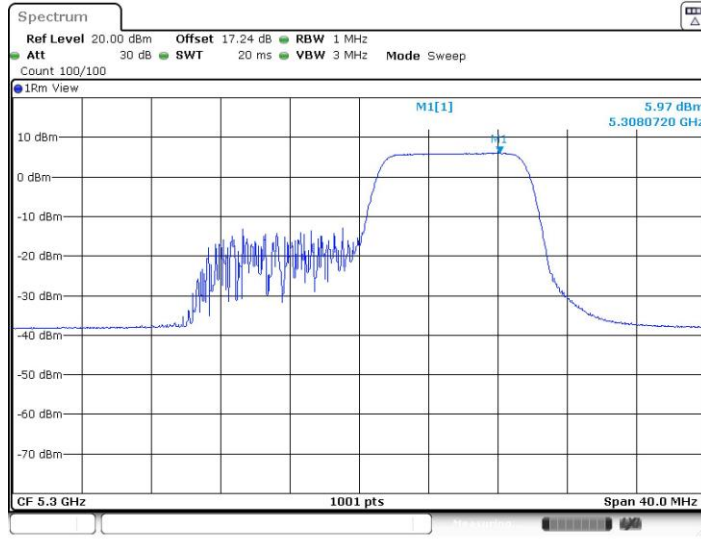


11AX20MIMO_Ant2_5300_52Tone_RU38



Date: 11.AUG.2022 13:03:01

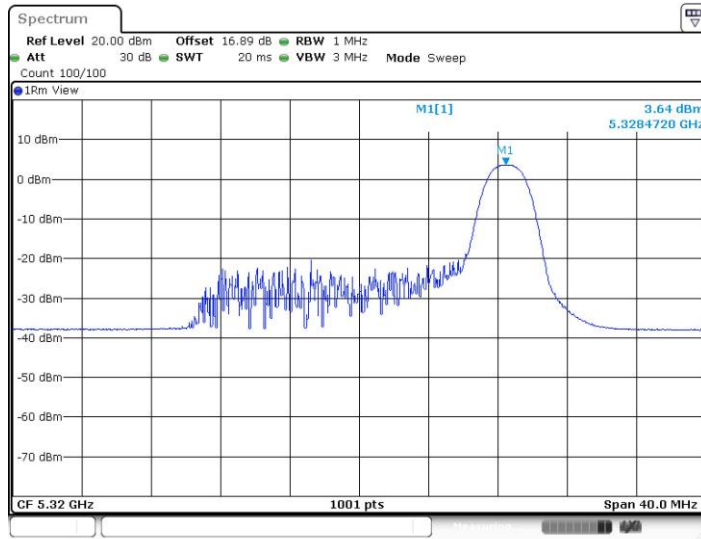
11AX20MIMO_Ant2_5300_106Tone_RU54



Date: 11.AUG.2022 13:05:12

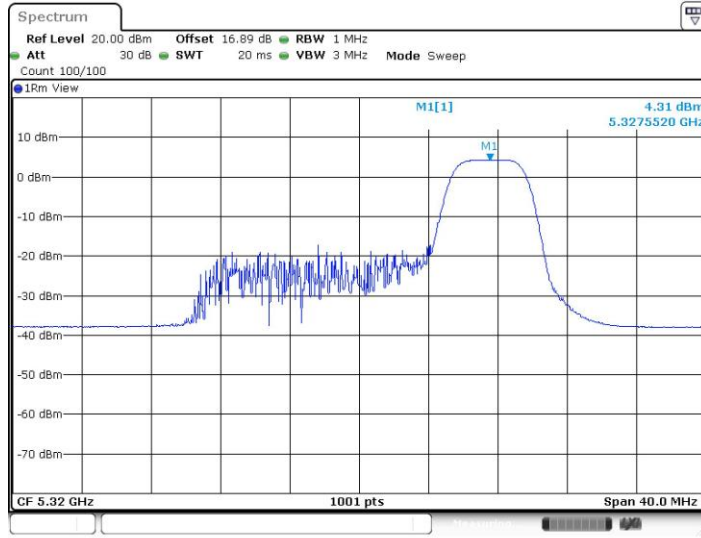


11AX20MIMO_Ant1_5320_26Tone_RU8



Date: 17.AUG.2022 19:37:28

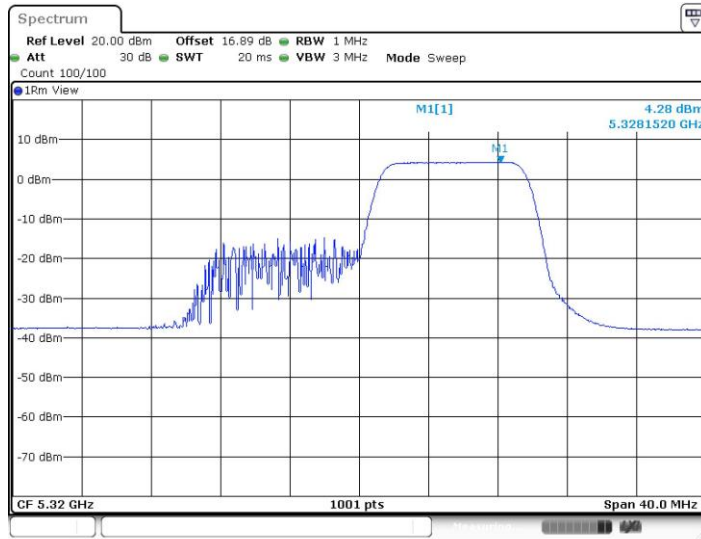
11AX20MIMO_Ant1_5320_52Tone_RU40



Date: 17.AUG.2022 19:38:57

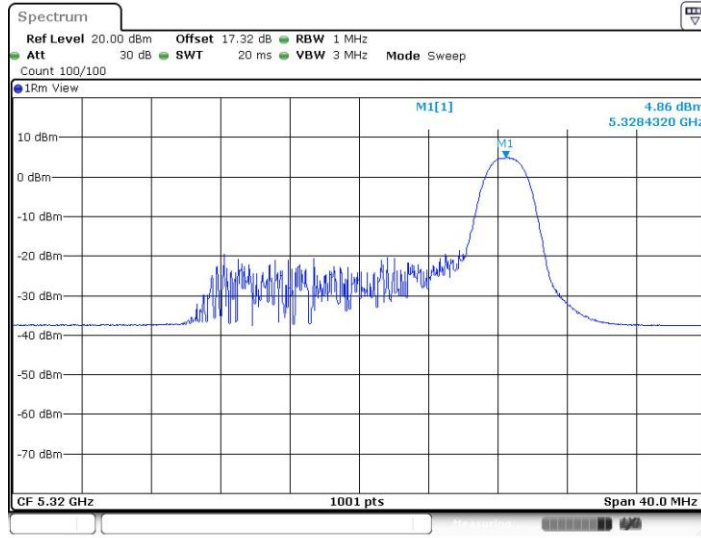


11AX20MIMO_Ant1_5320_106Tone_RU54



Date: 17.AUG.2022 19:41:23

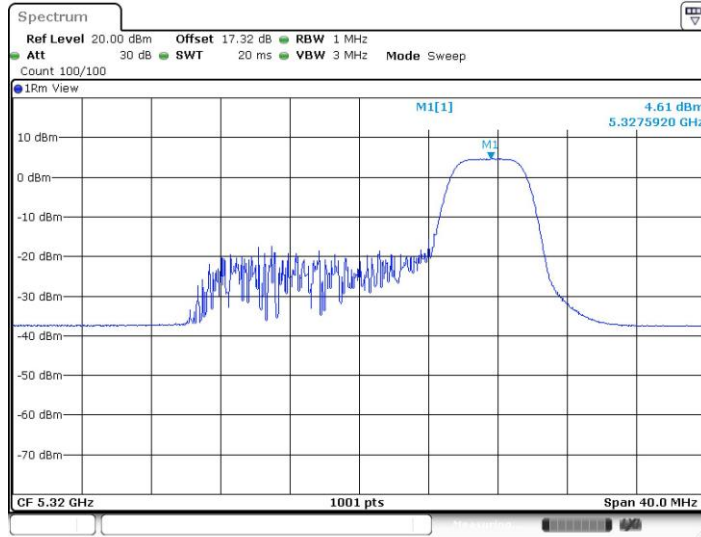
11AX20MIMO_Ant2_5320_26Tone_RU8



Date: 17.AUG.2022 19:38:07

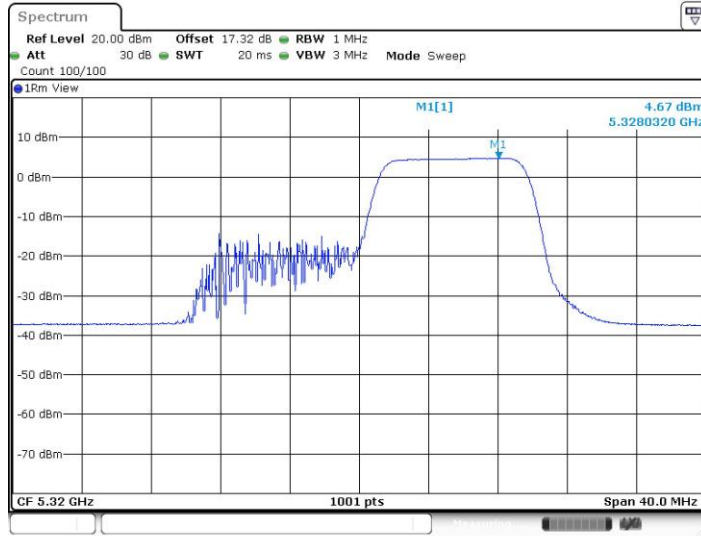


11AX20MIMO_Ant2_5320_52Tone_RU40



Date: 17.AUG.2022 19:40:51

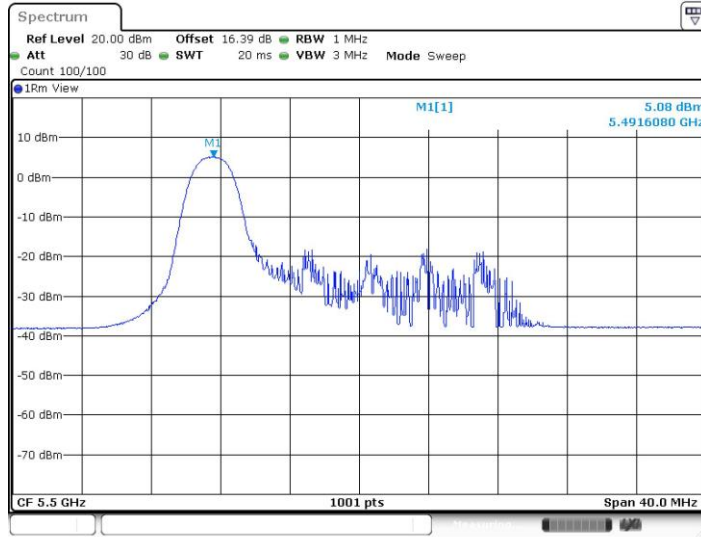
11AX20MIMO_Ant2_5320_106Tone_RU54



Date: 17.AUG.2022 19:43:00

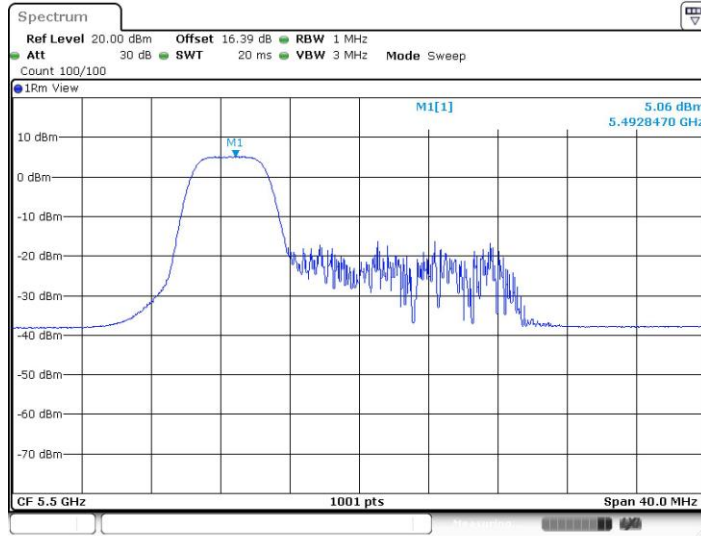


11AX20MIMO_Ant1_5500_26Tone_RU0



Date: 17.AUG.2022 19:45:54

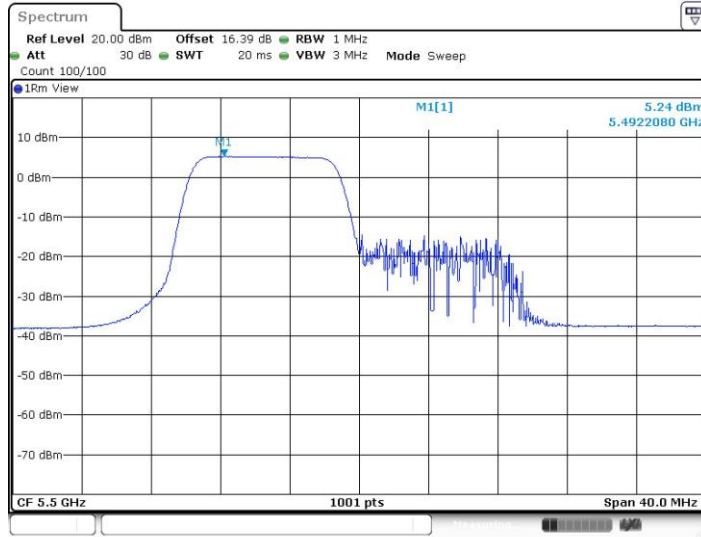
11AX20MIMO_Ant1_5500_52Tone_RU37



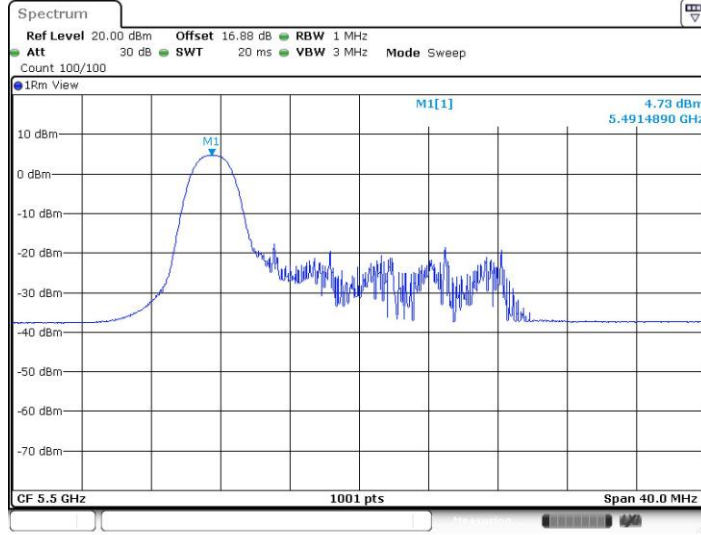
Date: 17.AUG.2022 19:49:21



11AX20MIMO_Ant1_5500_106Tone_RU53

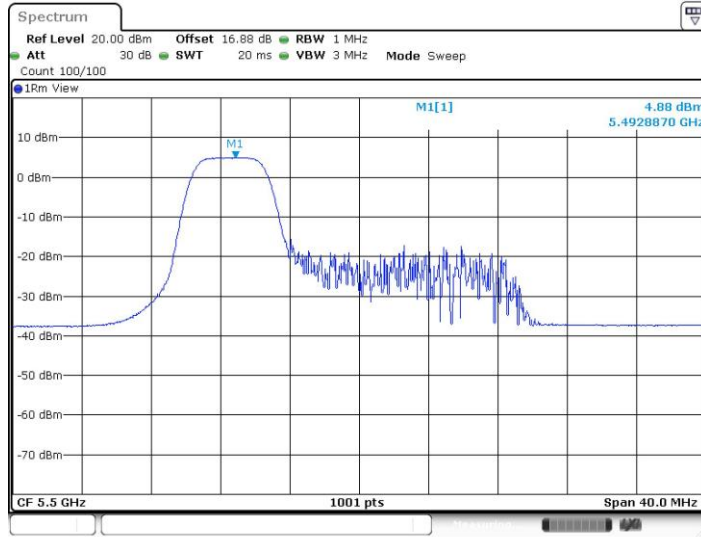


11AX20MIMO_Ant2_5500_26Tone_RU0



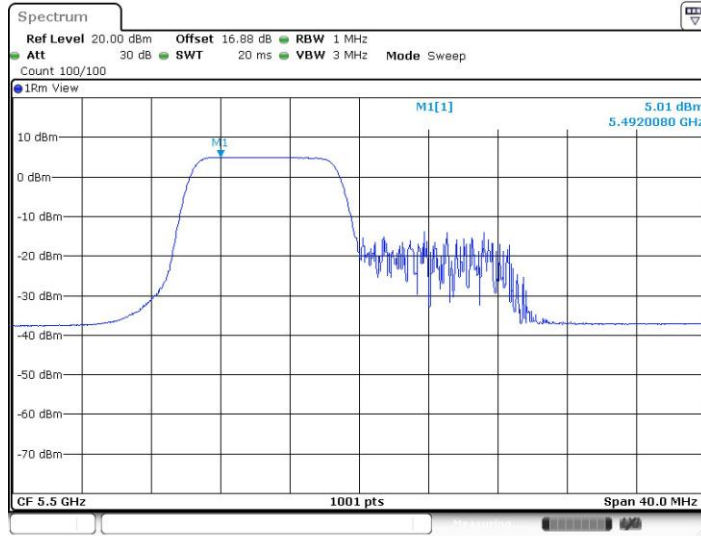


11AX20MIMO_Ant2_5500_52Tone_RU37



Date: 17.AUG.2022 19:49:48

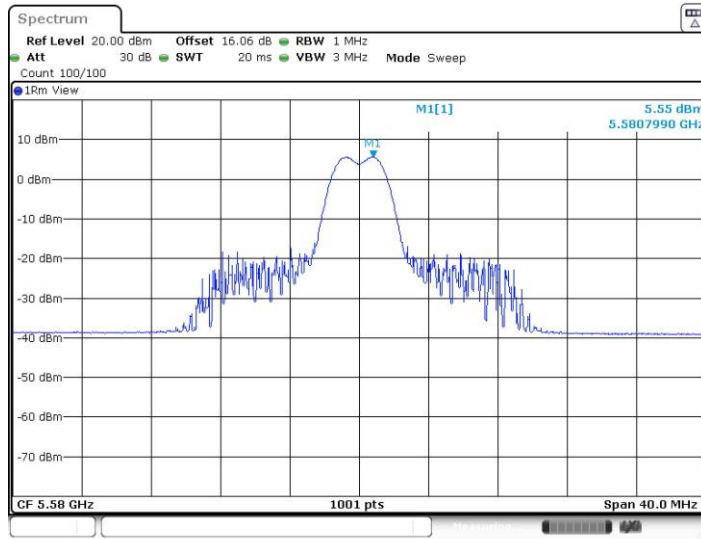
11AX20MIMO_Ant2_5500_106Tone_RU53



Date: 17.AUG.2022 19:52:40

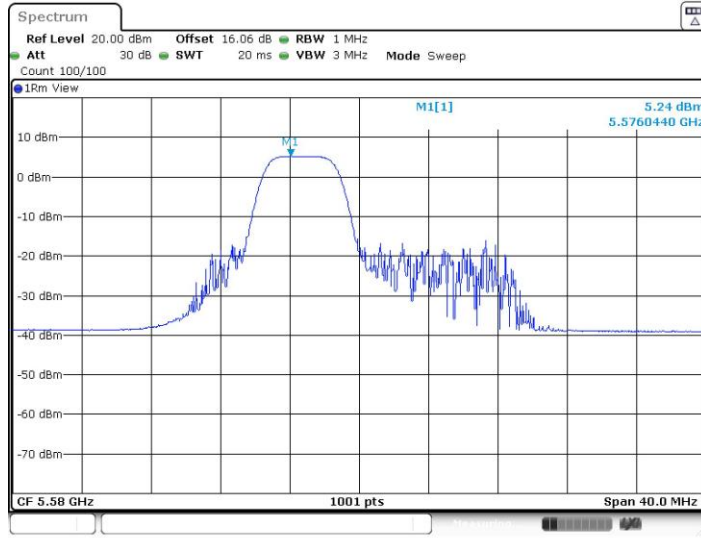


11AX20MIMO_Ant1_5580_26Tone_RU4



Date: 11.AUG.2022 13:20:49

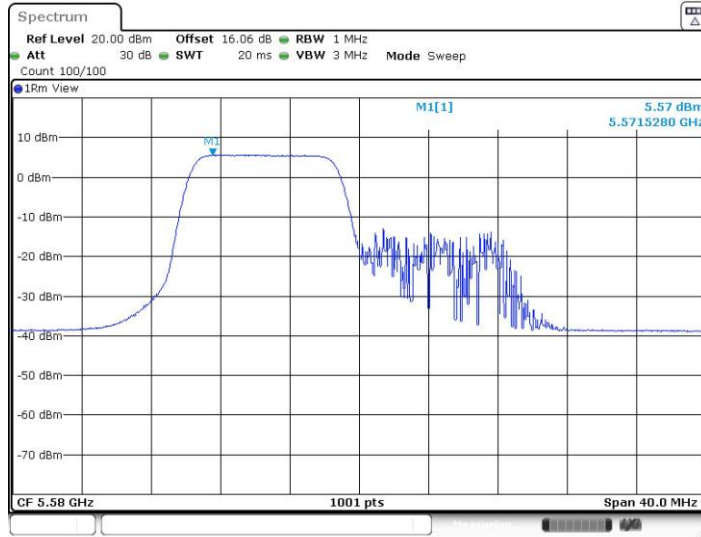
11AX20MIMO_Ant1_5580_52Tone_RU38



Date: 11.AUG.2022 13:22:02

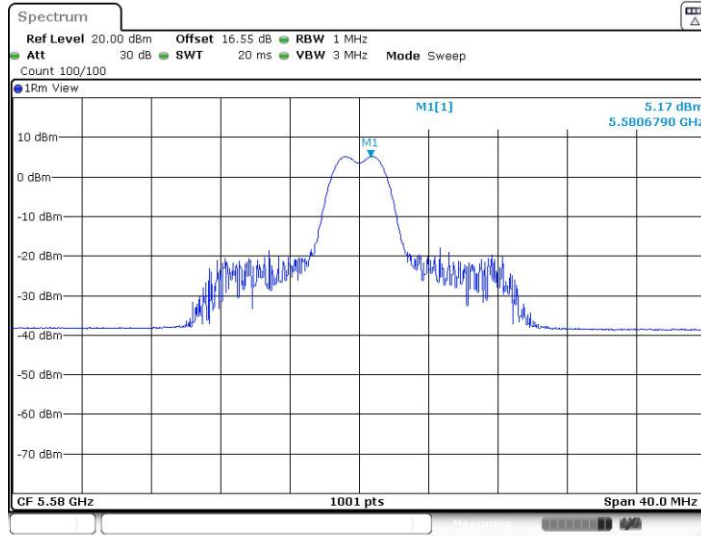


11AX20MIMO_Ant1_5580_106Tone_RU53



Date: 11.AUG.2022 13:23:40

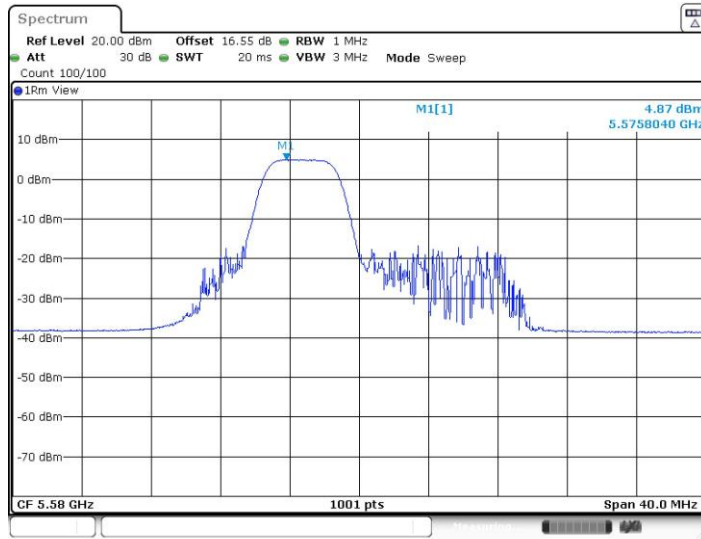
11AX20MIMO_Ant2_5580_26Tone_RU4



Date: 11.AUG.2022 13:21:18

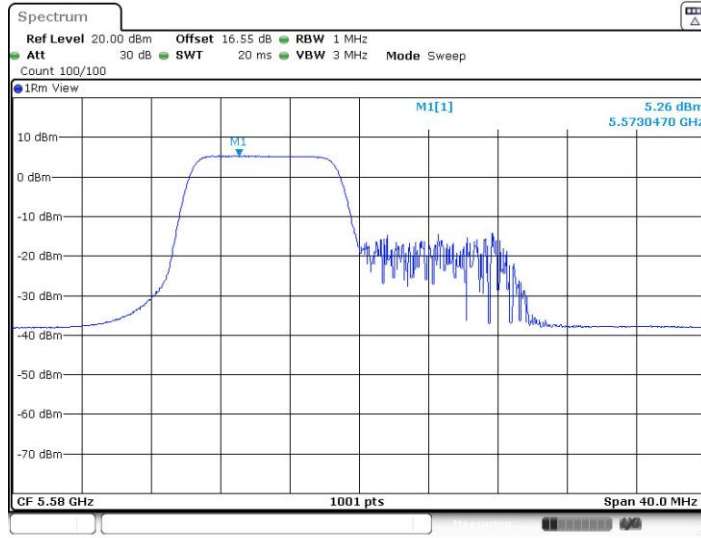


11AX20MIMO_Ant2_5580_52Tone_RU38



Date: 11.AUG.2022 13:22:44

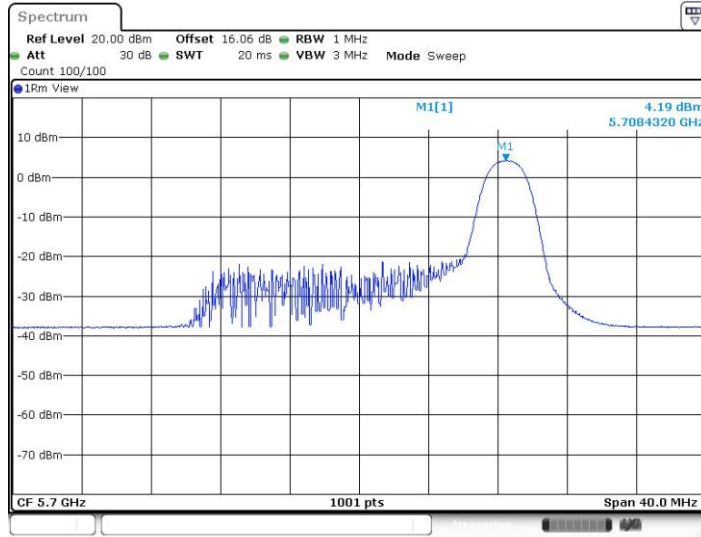
11AX20MIMO_Ant2_5580_106Tone_RU53



Date: 11.AUG.2022 13:24:24

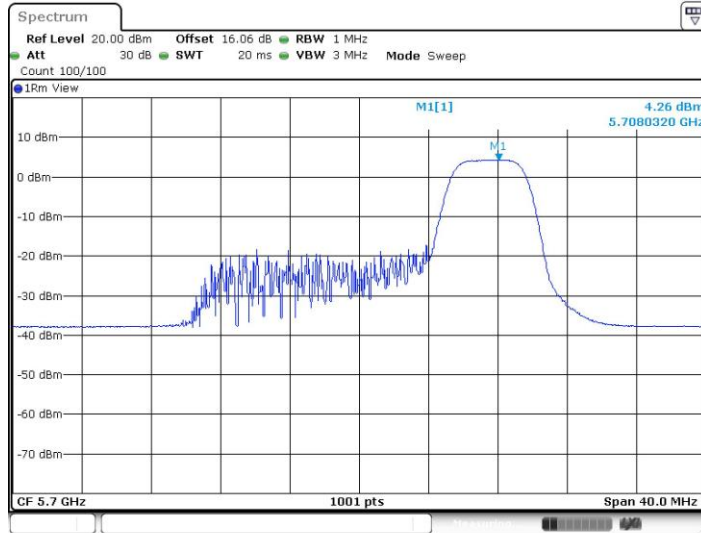


11AX20MIMO_Ant1_5700_26Tone_RU8



Date: 17.AUG.2022 19:54:22

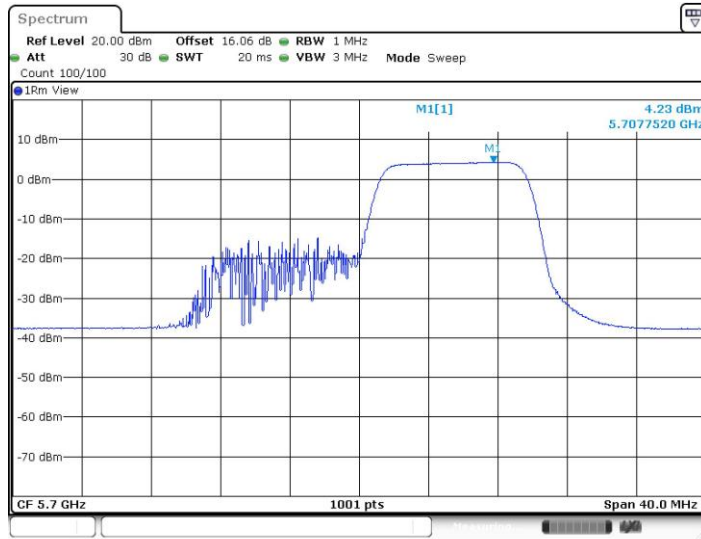
11AX20MIMO_Ant1_5700_52Tone_RU40



Date: 17.AUG.2022 19:56:29

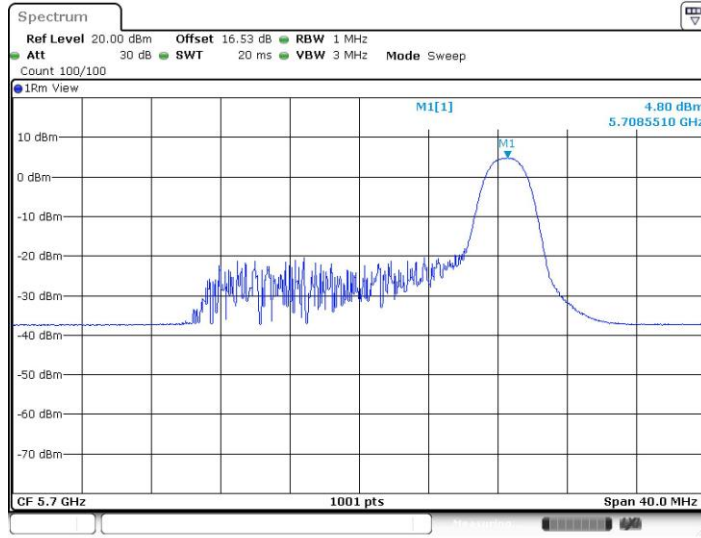


11AX20MIMO_Ant1_5700_106Tone_RU54



Date: 17.AUG.2022 19:58:08

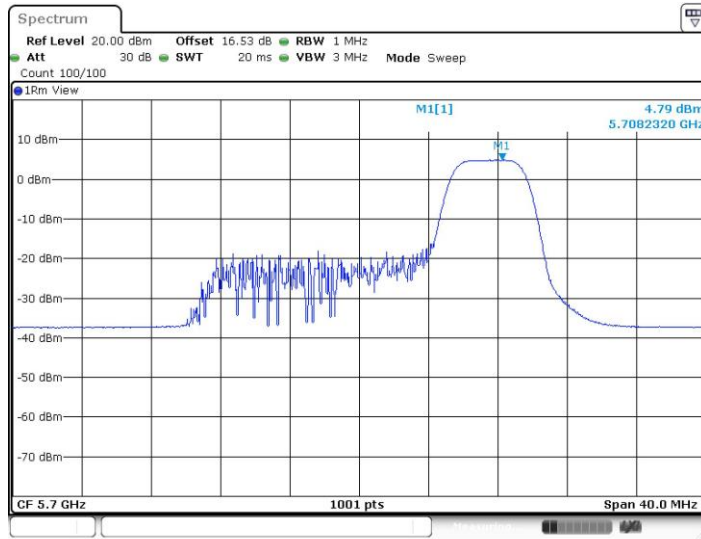
11AX20MIMO_Ant2_5700_26Tone_RU8



Date: 17.AUG.2022 19:54:58

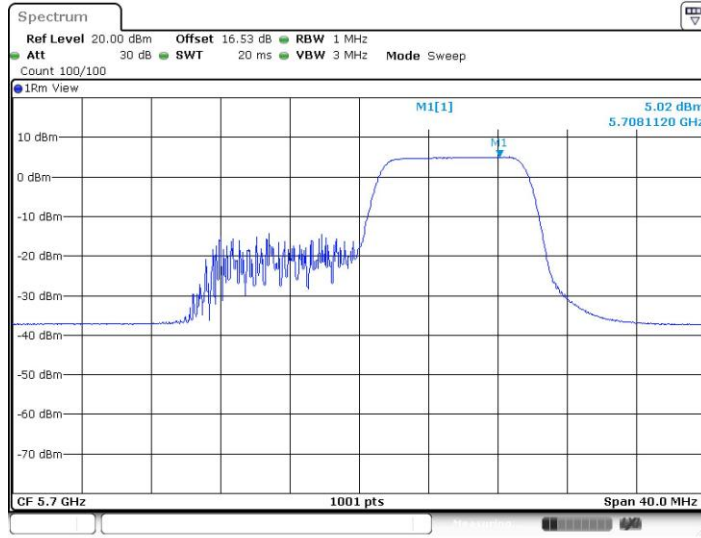


11AX20MIMO_Ant2_5700_52Tone_RU40



Date: 17.AUG.2022 19:57:05

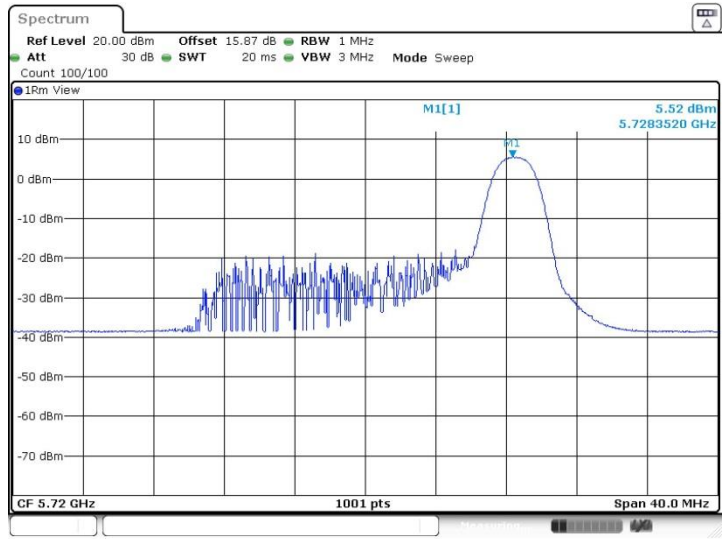
11AX20MIMO_Ant2_5700_106Tone_RU54



Date: 17.AUG.2022 20:00:45

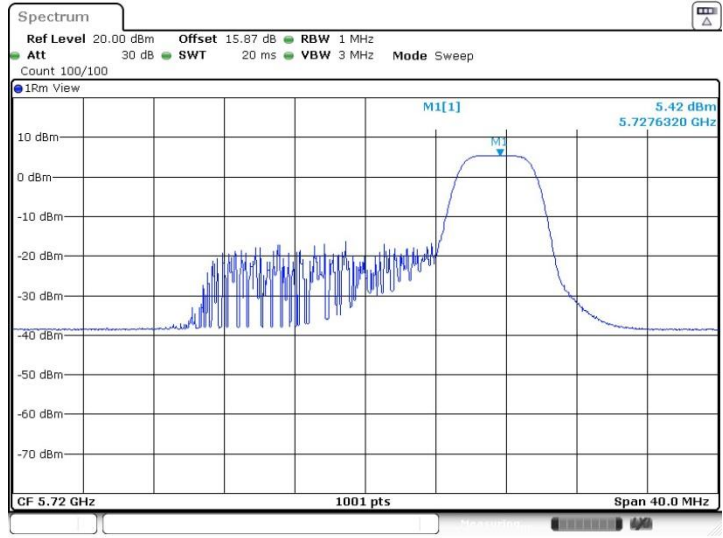


11AX20MIMO_Ant1_5720_26Tone_RU8



Date: 11.AUG.2022 13:33:53

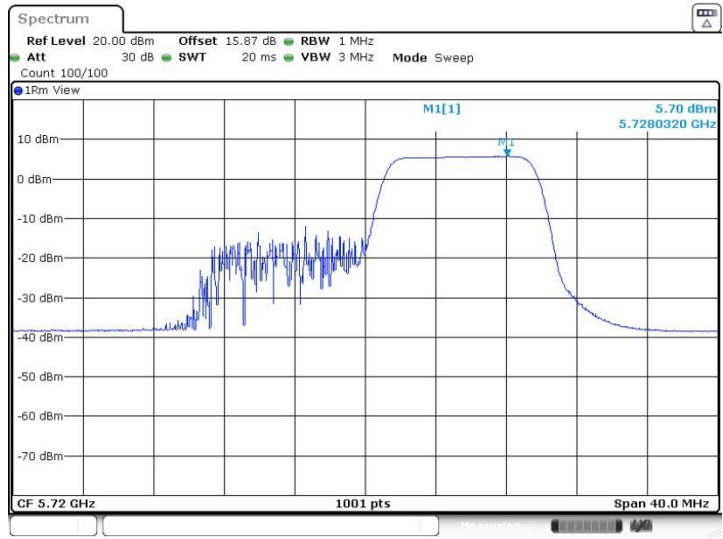
11AX20MIMO_Ant1_5720_52Tone_RU40



Date: 11.AUG.2022 13:37:17

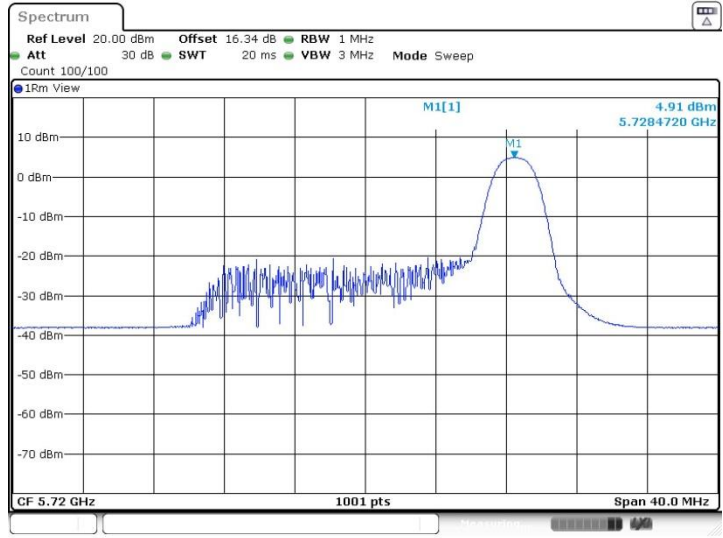


11AX20MIMO_Ant1_5720_06Tone_RU54



Date: 11.AUG.2022 13:40:10

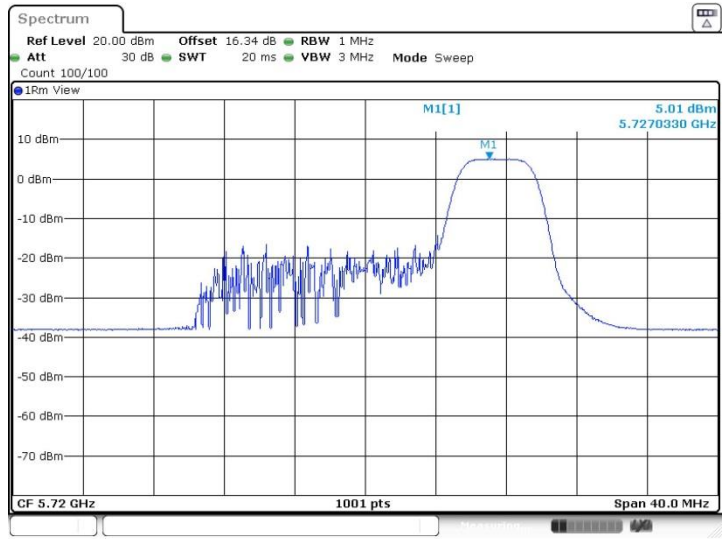
11AX20MIMO_Ant2_5720_26Tone_RU8



Date: 11.AUG.2022 13:35:52

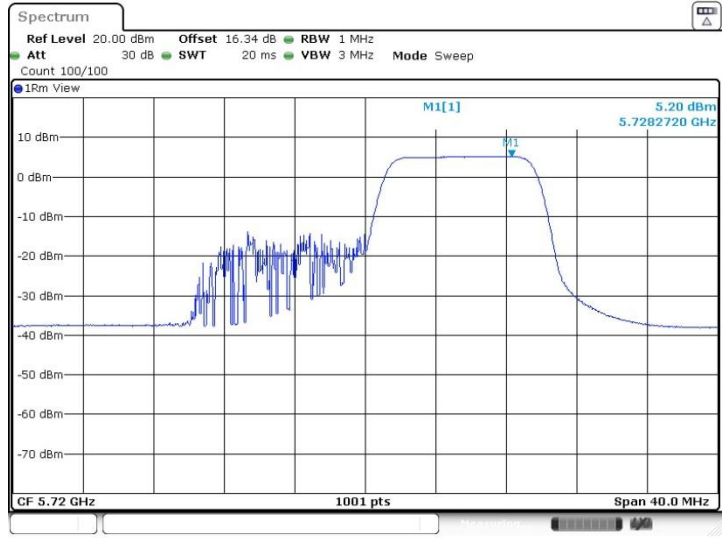


11AX20MIMO_Ant2_5720_52Tone_RU40

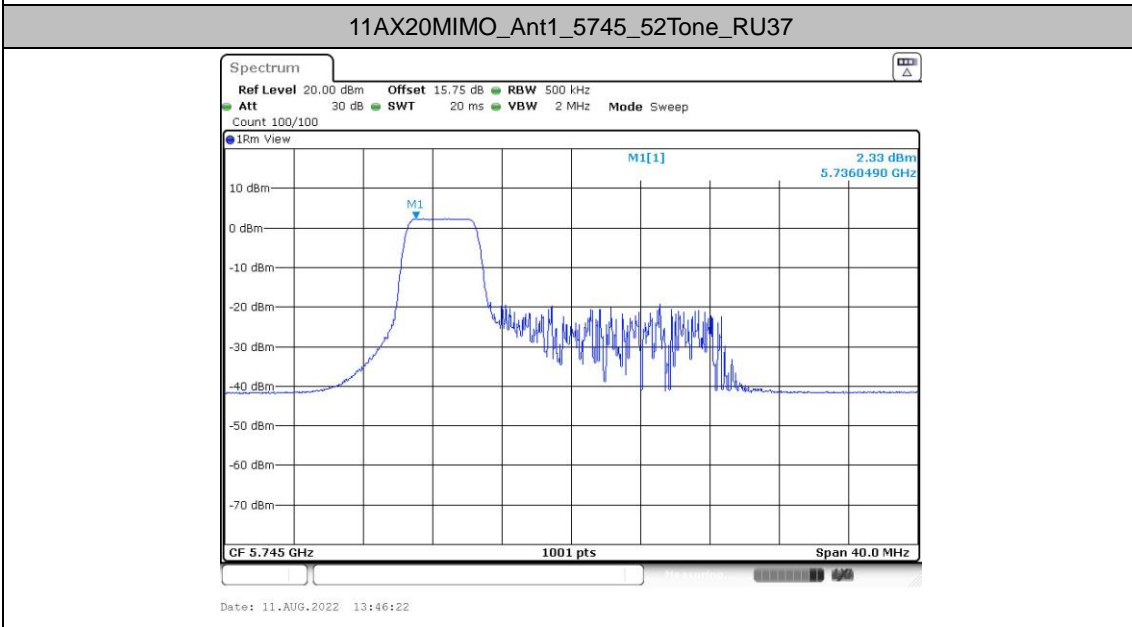
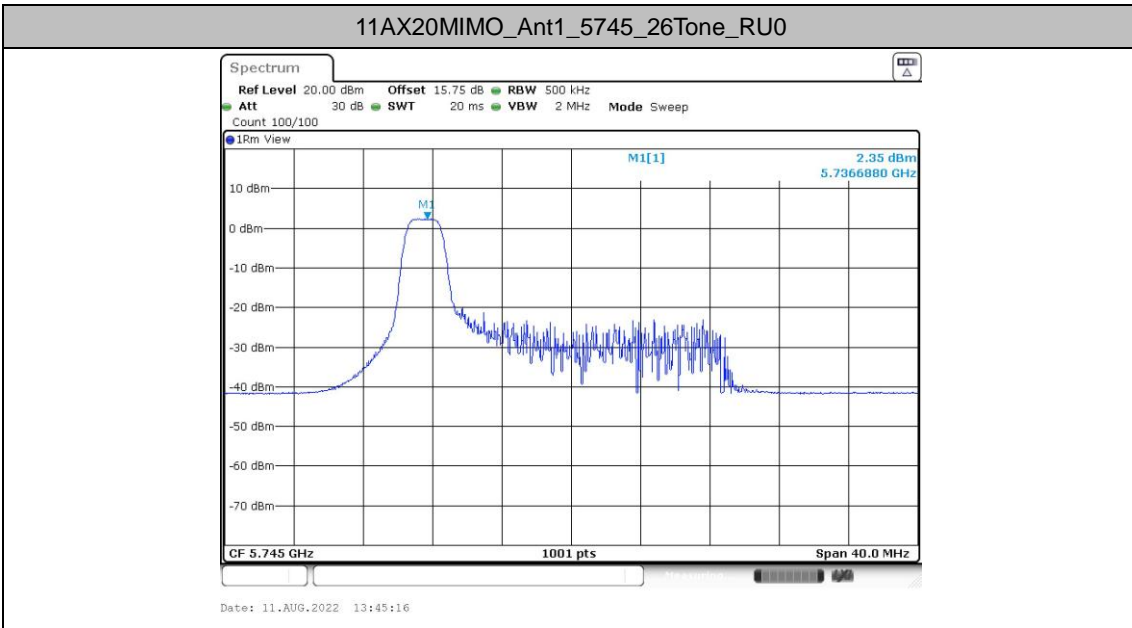


Date: 11.AUG.2022 13:38:25

11AX20MIMO_Ant2_5720_106Tone_RU54

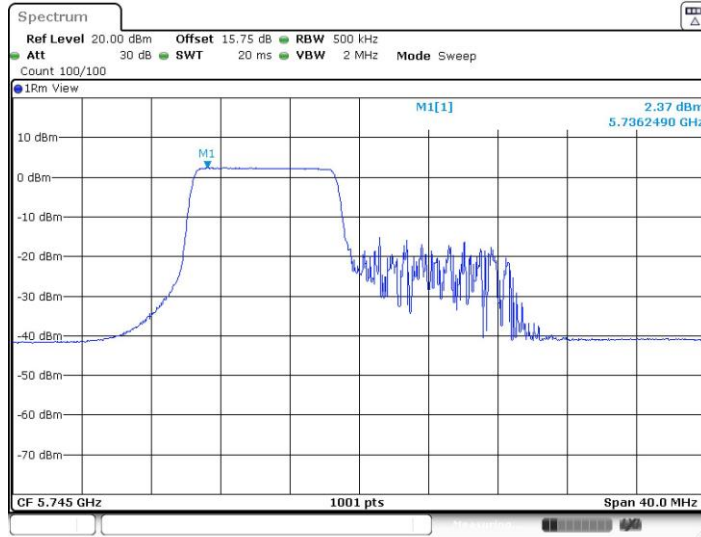


Date: 11.AUG.2022 13:41:38



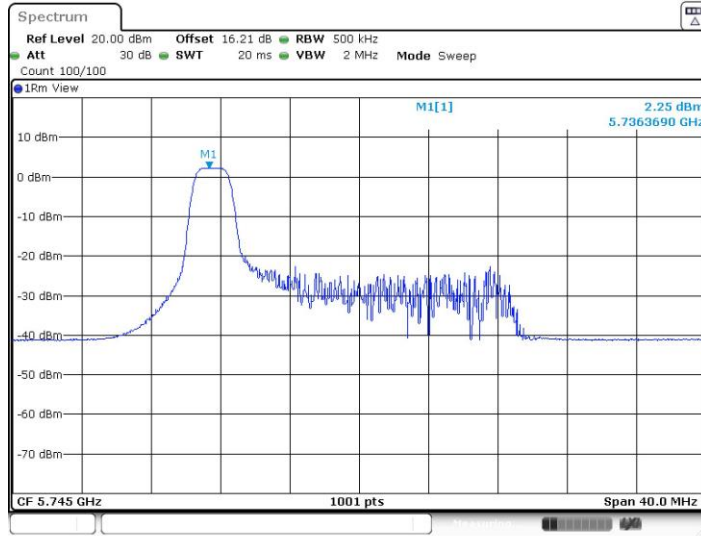


11AX20MIMO_Ant1_5745_106Tone_RU53



Date: 11.AUG.2022 13:47:35

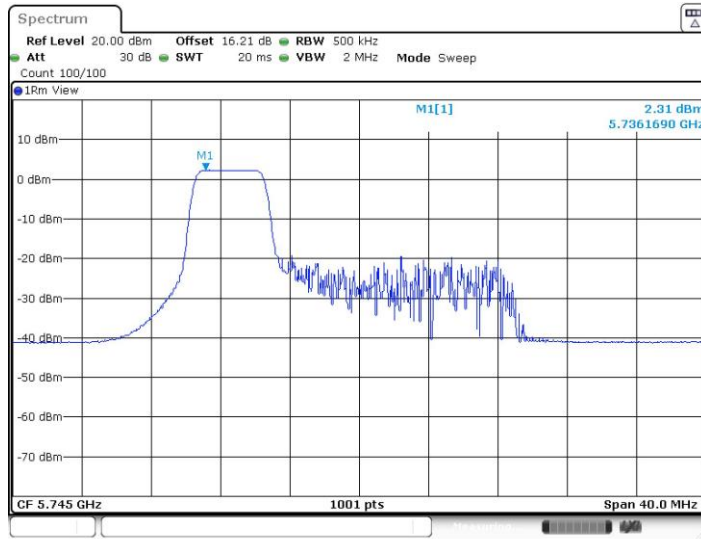
11AX20MIMO_Ant2_5745_26Tone_RU0



Date: 11.AUG.2022 13:45:45

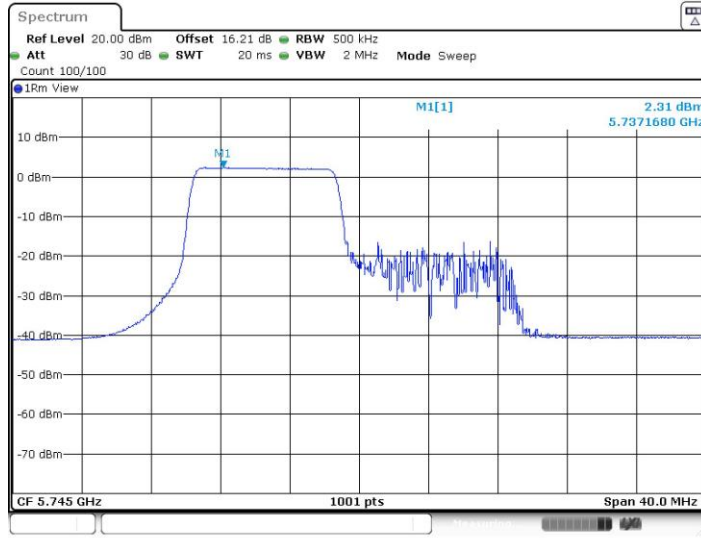


11AX20MIMO_Ant2_5745_52Tone_RU37



Date: 11.AUG.2022 13:46:58

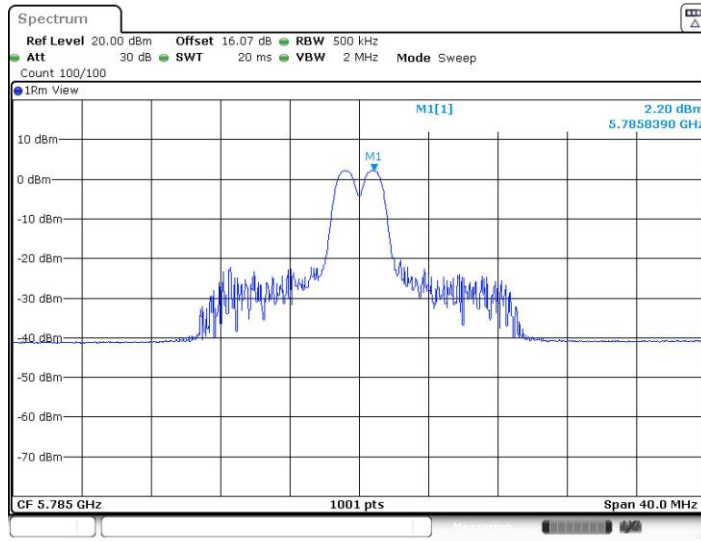
11AX20MIMO_Ant2_5745_106Tone_RU53



Date: 11.AUG.2022 13:48:50

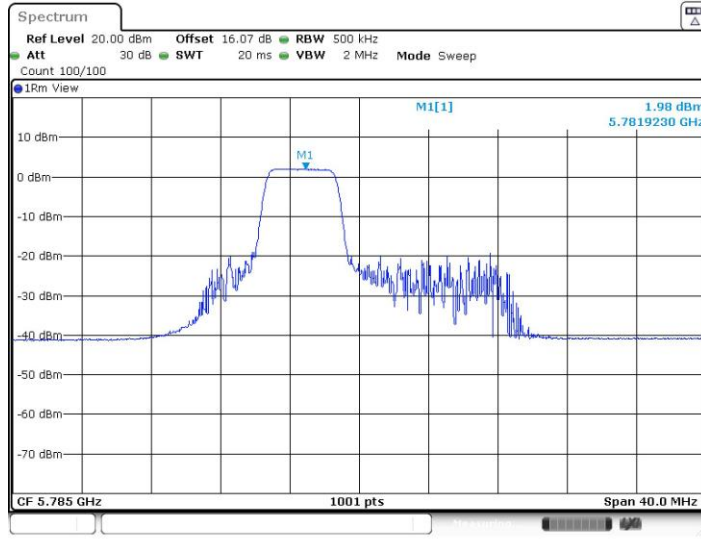


11AX20MIMO_Ant1_5785_26Tone_RU4



Date: 11.AUG.2022 13:51:13

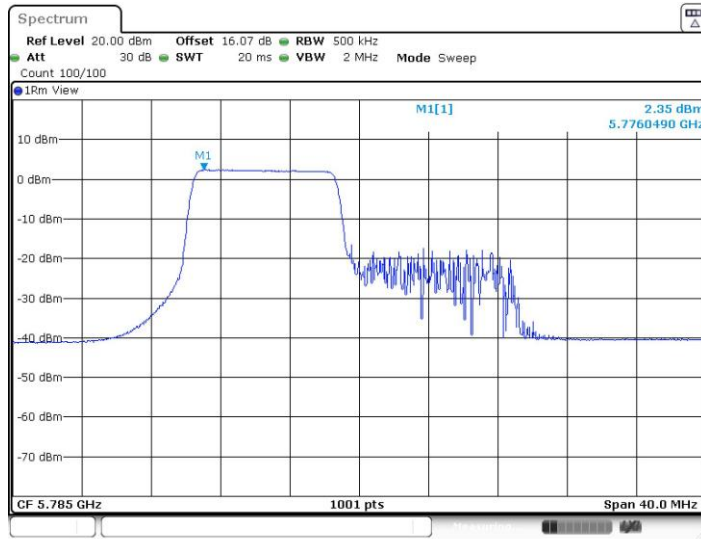
11AX20MIMO_Ant1_5785_52Tone_RU38



Date: 11.AUG.2022 13:52:27

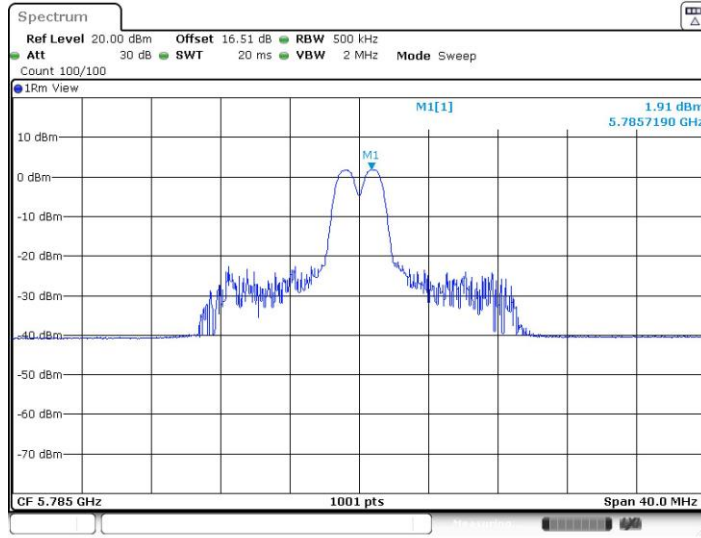


11AX20MIMO_Ant1_5785_106Tone_RU53



Date: 11.AUG.2022 13:54:02

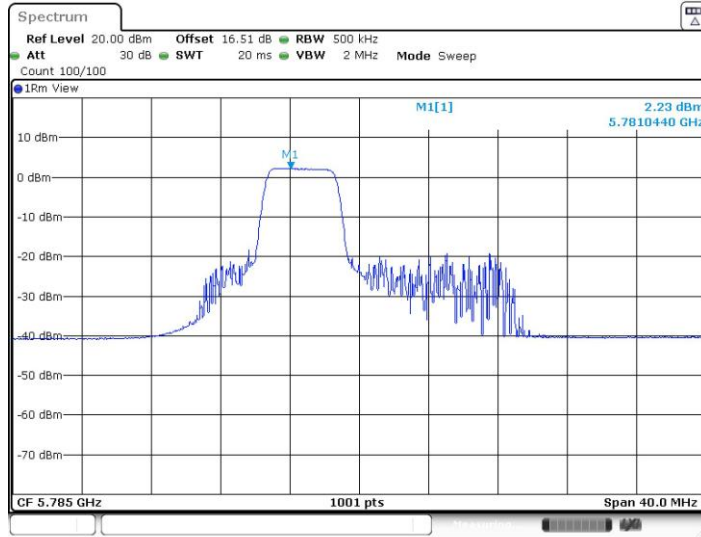
11AX20MIMO_Ant2_5785_26Tone_RU4



Date: 11.AUG.2022 13:51:47

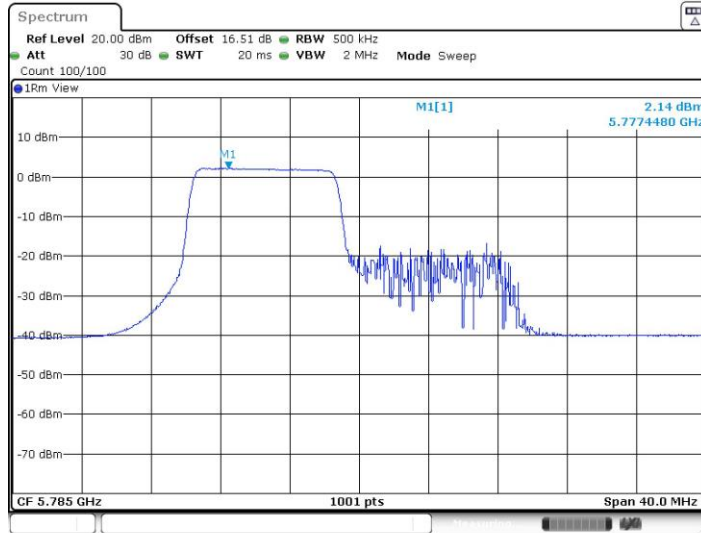


11AX20MIMO_Ant2_5785_52Tone_RU38



Date: 11.AUG.2022 13:53:08

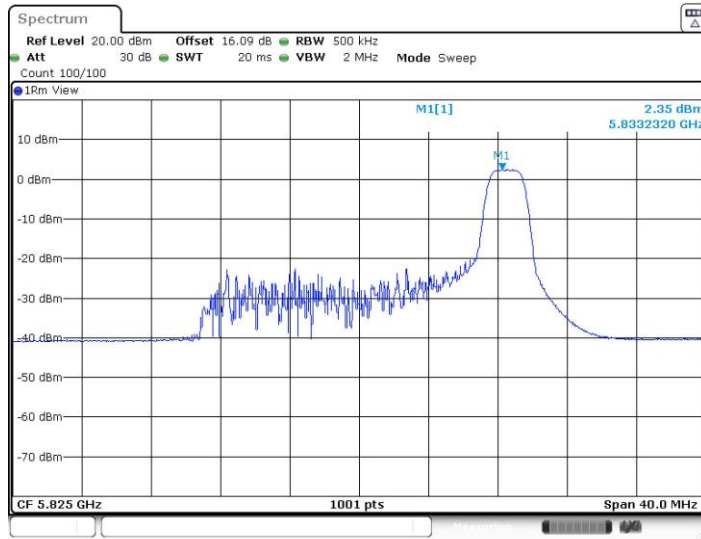
11AX20MIMO_Ant2_5785_106Tone_RU53



Date: 11.AUG.2022 13:55:56

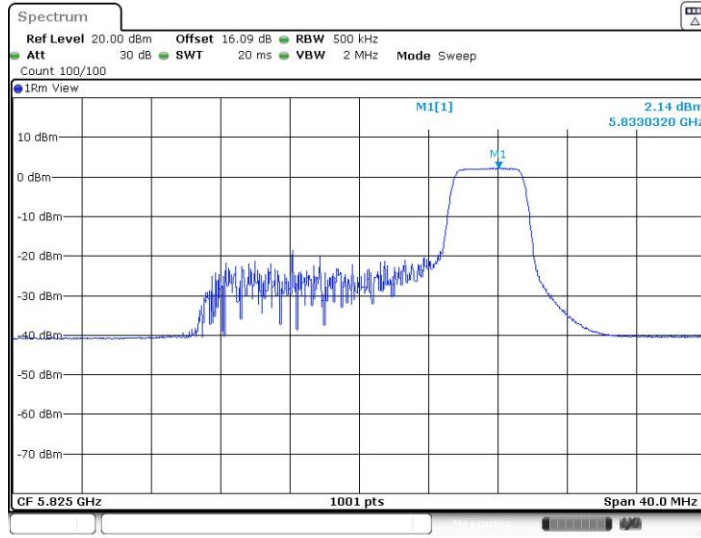


11AX20MIMO_Ant1_5825_26Tone_RU8



Date: 11.AUG.2022 13:56:40

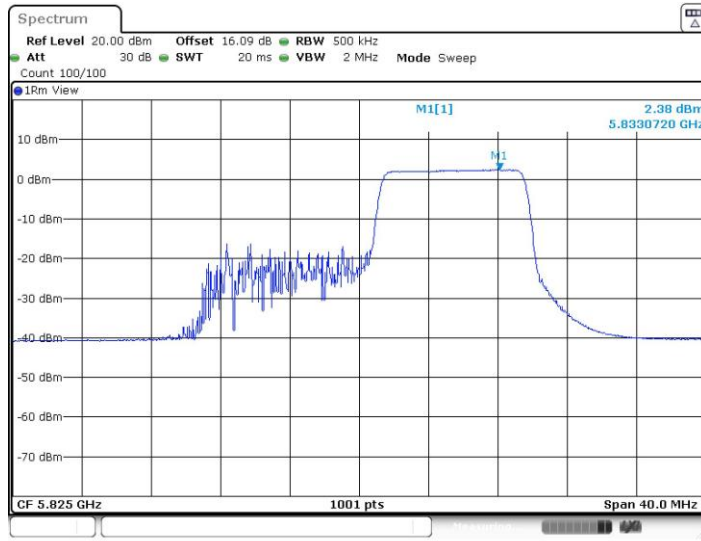
11AX20MIMO_Ant1_5825_52Tone_RU40



Date: 11.AUG.2022 13:58:43

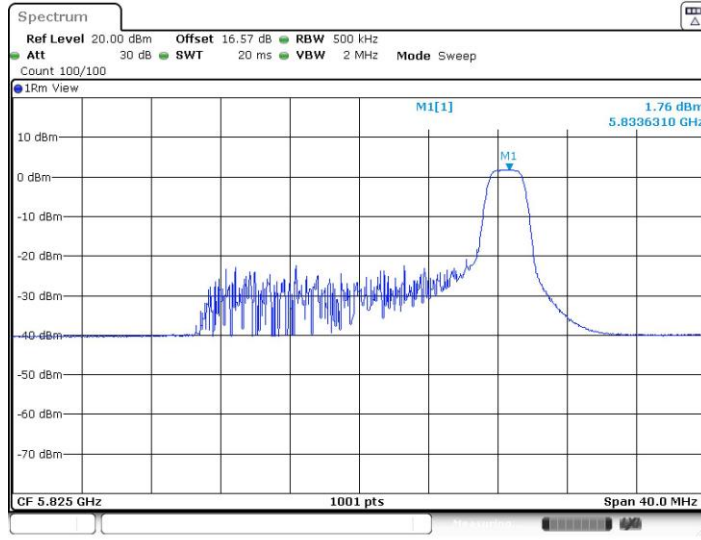


11AX20MIMO_Ant1_5825_106Tone_RU54



Date: 11.AUG.2022 14:00:00

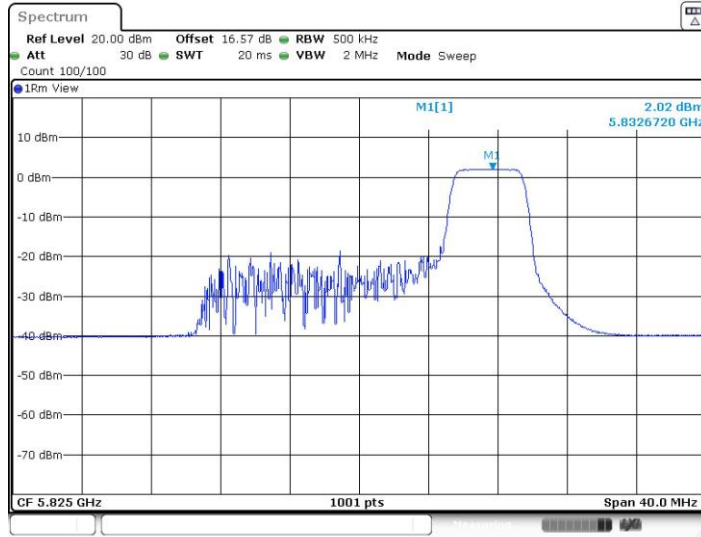
11AX20MIMO_Ant2_5825_26Tone_RU8



Date: 11.AUG.2022 13:58:00

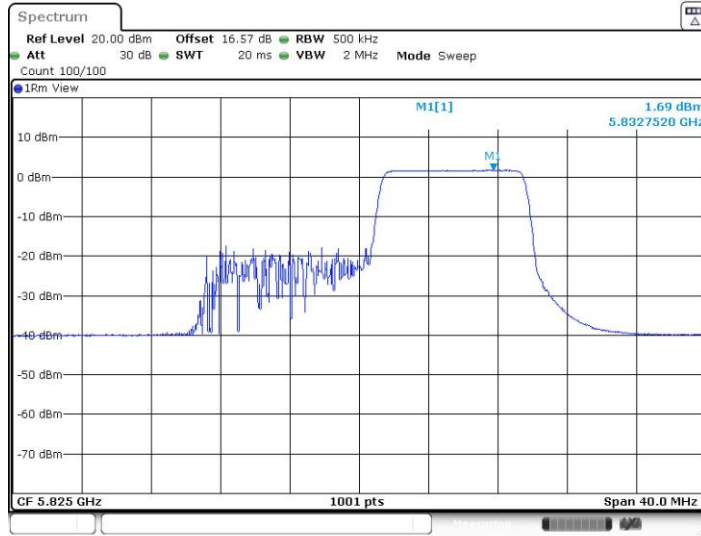


11AX20MIMO_Ant2_5825_52Tone_RU40



Date: 11.AUG.2022 13:59:18

11AX20MIMO_Ant2_5825_106Tone_RU54

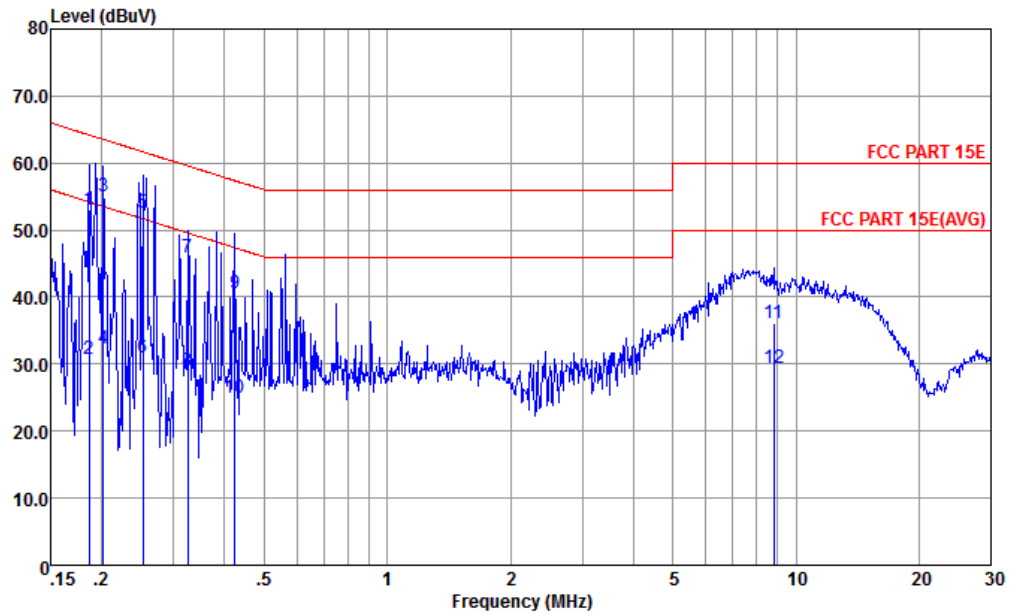


Date: 11.AUG.2022 14:01:19



Appendix B. AC Conducted Emission Test Results

Test Engineer :	Amos Zhao	Temperature :	25.3~26.2°C
		Relative Humidity :	38~40%
Test Voltage :	120Vac / 60Hz	Phase :	Line
Remark :	All emissions not reported here are more than 10 dB below the prescribed limit.		

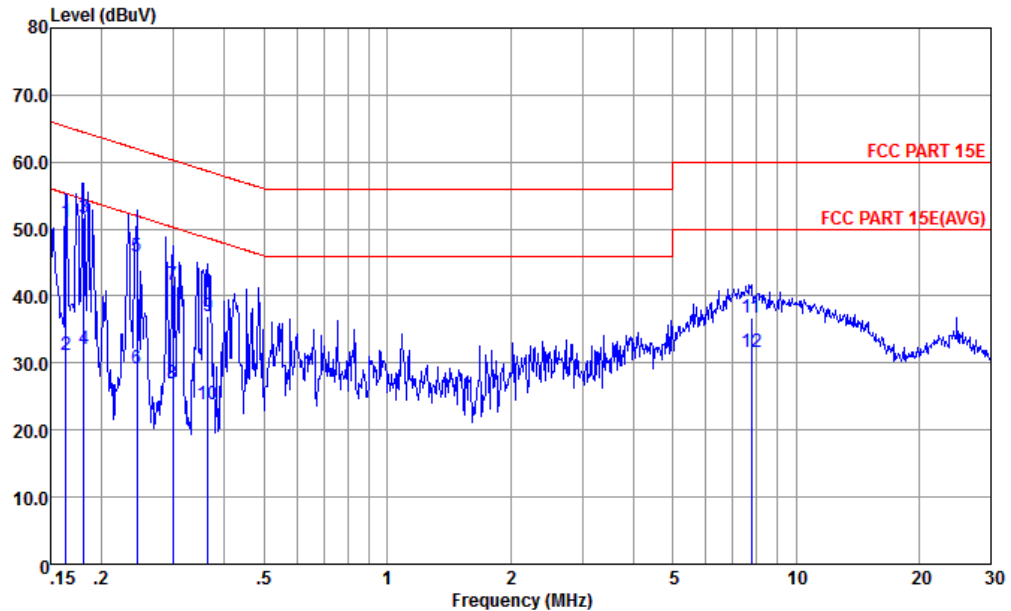


Site : CO01-KS
Condition : FCC PART 15E LISN-060105-L LINE

	Freq	Level	Over	Limit	Read	LISN	Cable	Remark
	MHz	dBuV	Limit	Line	Level	Factor	Loss	
			dB	dBuV	dBuV	dB	dB	
1	0.186	52.93	-11.27	64.20	42.50	0.04	10.39	QP
2	0.186	30.73	-23.47	54.20	20.30	0.04	10.39	Average
3 *	0.202	55.00	-8.54	63.54	44.60	0.04	10.36	QP
4	0.202	32.20	-21.34	53.54	21.80	0.04	10.36	Average
5	0.252	52.59	-9.10	61.69	42.20	0.06	10.33	QP
6	0.252	30.99	-20.70	51.69	20.60	0.06	10.33	Average
7	0.325	45.87	-13.70	59.57	35.50	0.07	10.30	QP
8	0.325	28.87	-20.70	49.57	18.50	0.07	10.30	Average
9	0.424	40.55	-16.82	57.37	30.20	0.09	10.26	QP
10	0.424	24.95	-22.42	47.37	14.60	0.09	10.26	Average
11	8.822	36.04	-23.96	60.00	25.50	0.21	10.33	QP
12	8.822	29.44	-20.56	50.00	18.90	0.21	10.33	Average



Test Engineer :	Amos Zhao	Temperature :	25.3~26.2°C
		Relative Humidity :	38~40%
Test Voltage :	120Vac / 60Hz	Phase :	Neutral
Remark :	All emissions not reported here are more than 10 dB below the prescribed limit.		



Site : CO01-KS
 Condition : FCC PART 15E LISN-060105-N NEUTRAL

	Freq	Level	Over	Limit	Read	LISN	Cable	Remark
	MHz	dBuV	Limit	Line	Level	Factor	Loss	
			dB	dBuV	dBuV	dB	dB	
1	0.163	51.05	-14.25	65.30	40.49	0.11	10.45	QP
2	0.163	31.15	-24.15	55.30	20.59	0.11	10.45	Average
3 *	0.181	51.71	-12.75	64.46	41.21	0.10	10.40	QP
4	0.181	32.01	-22.45	54.46	21.51	0.10	10.40	Average
5	0.244	45.94	-16.01	61.95	35.50	0.10	10.34	QP
6	0.244	29.24	-22.71	51.95	18.80	0.10	10.34	Average
7	0.299	41.61	-18.67	60.28	31.20	0.10	10.31	QP
8	0.299	27.01	-23.27	50.28	16.60	0.10	10.31	Average
9	0.363	36.98	-21.67	58.65	26.60	0.10	10.28	QP
10	0.363	23.88	-24.77	48.65	13.50	0.10	10.28	Average
11	7.769	36.82	-23.18	60.00	26.30	0.21	10.31	QP
12	7.769	31.62	-18.38	50.00	21.10	0.21	10.31	Average

Note:

- Level(dBμV) = Read Level(dBμV) + LISN Factor(dB) + Cable Loss(dB)
- Over Limit(dB) = Level(dBμV) – Limit Line(dBμV)



Appendix C. Radiated Spurious Emission

Radiated Spurious Emission Test Modes

Mode	Band	Band (GHz)	Antenna	Modulation	Channel	Frequency	Data Rate	RU	Remark
Mode 1	U-NII-1	5.15-5.25	CDD 16+17	802.11a	36	5180	6Mbps	-	-
Mode 2	U-NII-1	5.15-5.25	CDD 16+17	802.11a	44	5220	6Mbps	-	-
Mode 3	U-NII-1	5.15-5.25	CDD 16+17	802.11a	48	5240	6Mbps	-	-
Mode 4	U-NII-2A	5.25-5.35	CDD 16+17	802.11a	52	5260	6Mbps	-	-
Mode 5	U-NII-2A	5.25-5.35	CDD 16+17	802.11a	60	5300	6Mbps	-	-
Mode 6	U-NII-2A	5.25-5.35	CDD 16+17	802.11a	64	5320	6Mbps	-	-
Mode 7	U-NII-2C	5.47-5.725	CDD 16+17	802.11a	100	5500	6Mbps	-	-
Mode 8	U-NII-2C	5.47-5.725	CDD 16+17	802.11a	116	5580	6Mbps	-	-
Mode 9	U-NII-2C	5.47-5.725	CDD 16+17	802.11a	140	5700	6Mbps	-	-
Mode 10	U-NII-1	5.15-5.25	CDD 16+17	802.11ax HE20	36	5180	MCS0	Full RU	-
Mode 11	U-NII-1	5.15-5.25	CDD 16+17	802.11ax HE20	44	5220	MCS0	Full RU	-
Mode 12	U-NII-1	5.15-5.25	CDD 16+17	802.11ax HE20	48	5240	MCS0	Full RU	-
Mode 13	U-NII-2A	5.25-5.35	CDD 16+17	802.11ax HE20	52	5260	MCS0	Full RU	-
Mode 14	U-NII-2A	5.25-5.35	CDD 16+17	802.11ax HE20	60	5300	MCS0	Full RU	-
Mode 15	U-NII-2A	5.25-5.35	CDD 16+17	802.11ax HE20	64	5320	MCS0	Full RU	-
Mode 16	U-NII-2C	5.47-5.725	CDD 16+17	802.11ax HE20	100	5500	MCS0	-	-
Mode 17	U-NII-2C	5.47-5.725	CDD 16+17	802.11ax HE20	116	5580	MCS0	-	-
Mode 18	U-NII-2C	5.47-5.725	CDD 16+17	802.11ax HE20	140	5700	MCS0	-	-
Mode 19	U-NII-1	5.15-5.25	CDD 16+17	802.11ax HE20	36	5180	MCS0	Partial_RU26/0	-
Mode 20	U-NII-1	5.15-5.25	CDD 16+17	802.11ax HE20	48	5240	MCS0	Partial_RU26/8	-
Mode 21	U-NII-2A	5.25-5.35	CDD 16+17	802.11ax HE20	52	5260	MCS0	Partial_RU26/0	-
Mode 22	U-NII-2A	5.25-5.35	CDD 16+17	802.11ax HE20	64	5320	MCS0	Partial_RU26/8	-



Mode	Band	Band (GHz)	Antenna	Modulation	Channel	Frequency	Data Rate	RU	Remark
Mode 23	U-NII-2C	5.47-5.725	CDD 16+17	802.11ax HE20	100	5500	MCS0	Partial_RU26/0	-
Mode 24	U-NII-2C	5.47-5.725	CDD 16+17	802.11ax HE20	140	5700	MCS0	Partial_RU26/8	-
Mode 25	U-NII-1	5.15-5.25	CDD 16+17	802.11ax HE20	36	5180	MCS0	Partial_RU52/37	-
Mode 26	U-NII-1	5.15-5.25	CDD 16+17	802.11ax HE20	48	5240	MCS0	Partial_RU52/40	-
Mode 27	U-NII-2A	5.25-5.35	CDD 16+17	802.11ax HE20	52	5260	MCS0	Partial_RU52/37	-
Mode 28	U-NII-2A	5.25-5.35	CDD 16+17	802.11ax HE20	64	5320	MCS0	Partial_RU52/40	-
Mode 29	U-NII-2C	5.47-5.725	CDD 16+17	802.11ax HE20	100	5500	MCS0	Partial_RU52/37	-
Mode 30	U-NII-2C	5.47-5.725	CDD 16+17	802.11ax HE20	140	5700	MCS0	Partial_RU52/40	-
Mode 31	U-NII-1	5.15-5.25	CDD 16+17	802.11ax HE20	36	5180	MCS0	Partial_RU106/53	-
Mode 32	U-NII-1	5.15-5.25	CDD 16+17	802.11ax HE20	48	5240	MCS0	Partial_RU106/54	-
Mode 33	U-NII-2A	5.25-5.35	CDD 16+17	802.11ax HE20	52	5260	MCS0	Partial_RU106/53	-
Mode 34	U-NII-2A	5.25-5.35	CDD 16+17	802.11ax HE20	64	5320	MCS0	Partial_RU106/54	-
Mode 35	U-NII-2C	5.47-5.725	CDD 16+17	802.11ax HE20	100	5500	MCS0	Partial_RU106/53	-
Mode 36	U-NII-2C	5.47-5.725	CDD 16+17	802.11ax HE20	140	5700	MCS0	Partial_RU106/54	-
Mode 37	U-NII-1	5.15-5.25	CDD 16+17	802.11ax HE40	38	5190	MCS0	Full RU	-
Mode 38	U-NII-1	5.15-5.25	CDD 16+17	802.11ax HE40	46	5230	MCS0	Full RU	-
Mode 39	U-NII-2A	5.25-5.35	CDD 16+17	802.11ax HE40	54	5270	MCS0	Full RU	-
Mode 40	U-NII-2A	5.25-5.35	CDD 16+17	802.11ax HE40	62	5310	MCS0	Full RU	-
Mode 41	U-NII-2C	5.47-5.725	CDD 16+17	802.11ax HE40	102	5510	MCS0	Full RU	-
Mode 42	U-NII-2C	5.47-5.725	CDD 16+17	802.11ax HE40	110	5550	MCS0	Full RU	-
Mode 43	U-NII-2C	5.47-5.725	CDD 16+17	802.11ax HE40	134	5670	MCS0	Full RU	-
Mode 44	U-NII-1	5.15-5.25	CDD 16+17	802.11ax HE80	42	5210	MCS0	Full RU	-



Mode	Band	Band (GHz)	Antenna	Modulation	Channel	Frequency	Data Rate	RU	Remark
Mode 45	U-NII-2A	5.25-5.35	CDD 16+17	802.11ax HE80	58	5290	MCS0	Full RU	-
Mode 46	U-NII-2C	5.47-5.725	CDD 16+17	802.11ax HE80	106	5530	MCS0	Full RU	-
Mode 47	U-NII-2C	5.47-5.725	CDD 16+17	802.11ax HE80	122	5610	MCS0	Full RU	-
Mode 48	U-NII-2A	5.15-5.35	CDD 16+17	802.11ax HE160	50	5250	MCS0	Full RU	-
Mode 49	U-NII-2C	5.47-5.725	CDD 16+17	802.11ax HE160	114	5570	MCS0	Full RU	-
Mode 65	U-NII-2C-3	5.47-5.85	CDD 16+17	802.11a	144	5720	6Mbps	-	-
Mode 66	U-NII-2C-3	5.47-5.85	CDD 16+17	802.11ax HE20	144	5720	MCS0	Full RU	-
Mode 67	U-NII-2C-3	5.47-5.85	CDD 16+17	802.11ax HE40	142	5710	MCS0	Full RU	-
Mode 68	U-NII-2C-3	5.47-5.85	CDD 16+17	802.11ax HE80	138	5690	MCS0	Full RU	-
Mode 69	U-NII-1	5.15-5.25	CDD 16+17	802.11a	40	5200	6Mbps	-	-
Mode 50	U-NII-3	5.725-5.85	CDD 16+17	802.11a	149	5745	6Mbps	-	-
Mode 51	U-NII-3	5.725-5.85	CDD 16+17	802.11a	157	5785	6Mbps	-	-
Mode 52	U-NII-3	5.725-5.85	CDD 16+17	802.11a	165	5825	6Mbps	-	-
Mode 53	U-NII-3	5.725-5.85	CDD 16+17	802.11ax HE20	149	5745	MCS0	Full RU	-
Mode 54	U-NII-3	5.725-5.85	CDD 16+17	802.11ax HE20	157	5785	MCS0	Full RU	-
Mode 55	U-NII-3	5.725-5.85	CDD 16+17	802.11ax HE20	165	5825	MCS0	Full RU	-
Mode 56	U-NII-3	5.725-5.85	CDD 16+17	802.11ax HE40	151	5755	MCS0	Full RU	
Mode 57	U-NII-3	5.725-5.85	CDD 16+17	802.11ax HE40	159	5795	MCS0	Full RU	
Mode 58	U-NII-3	5.725-5.85	CDD 16+17	802.11ax HE80	155	5775	MCS0	Full RU	
Mode 59	U-NII-3	5.725-5.85	CDD 16+17	802.11ax HE20	149	5745	MCS0	Partial_RU26/0	
Mode 60	U-NII-3	5.725-5.85	CDD 16+17	802.11ax HE20	165	5825	MCS0	Partial_RU26/8	
Mode 61	U-NII-3	5.725-5.85	CDD 16+17	802.11ax HE20	149	5745	MCS0	Partial_RU52/37	
Mode 62	U-NII-3	5.725-5.85	CDD 16+17	802.11ax HE20	165	5825	MCS0	Partial_RU52/40	
Mode 63	U-NII-3	5.725-5.85	CDD 16+17	802.11ax HE20	149	5745	MCS0	Partial_RU106/53	
Mode 64	U-NII-3	5.725-5.85	CDD 16+17	802.11ax HE20	165	5825	MCS0	Partial_RU106/54	
71	U-NII-2A	5.25-5.35	CDD 16+17	802.11a	64	5320	6Mbps	-	LF
72	U-NII-3	5.725-5.85	CDD 16+17	802.11ax HE40	151	5755	MCS0	Full RU	LF



Summary of each worse mode

Mode	Modulation	Ch.	Freq. (MHz)	Level (dBuV/m)	Limit (dBuV/m)	Margin (dB)	Pol.	Peak Avg.	Result	Remark
1	802.11a	36	5148.70	50.48	54.00	-3.52	V	AVERAGE	Pass	Band Edge
2	802.11a	44	10440.00	53.38	68.30	-14.92	V	PEAK	Pass	Harmonic
3	802.11a	48	10480.00	53.64	68.30	-14.66	H	PEAK	Pass	Harmonic
4	802.11a	52	10520.00	52.29	68.30	-16.01	H	PEAK	Pass	Harmonic
5	802.11a	60	5350.01	47.6	54	-6.40	H	AVERAGE	Pass	Band Edge
6	802.11a	64	5350.10	50.95	54.00	-3.05	H	AVERAGE	Pass	Band Edge
7	802.11a	100	5464.30	63.07	68.3	-5.23	H	PEAK	Pass	Band Edge
8	802.11a	116	5457.50	46.00	54.00	-8.00	H	AVERAGE	Pass	Band Edge
9	802.11a	140	5728.64	60.79	68.30	-7.51	H	PEAK	Pass	Band Edge
10	802.11ax HE20	36	5147.7	50.73	54	-3.27	V	AVERAGE	Pass	Band Edge
11	802.11ax HE20	44	10440.00	52.54	68.30	-15.76	H	PEAK	Pass	Harmonic
12	802.11ax HE20	48	10480.00	50.79	68.30	-17.51	H	PEAK	Pass	Harmonic
13	802.11ax HE20	52	10520.00	51.52	68.3	-16.78	V	PEAK	Pass	Harmonic
14	802.11ax HE20	60	10600.00	50.63	74	-23.37	V	PEAK	Pass	Harmonic
15	802.11ax HE20	64	5350.10	48.56	54.00	-5.44	H	AVERAGE	Pass	Band Edge
16	802.11ax HE20	100	5469.85	65.07	68.30	-3.23	H	PEAK	Pass	Band Edge
17	802.11ax HE20	116	11160.00	47.72	74.00	-26.28	H	PEAK	Pass	Harmonic
18	802.11ax HE20	140	5727.17	64.64	68.30	-3.66	H	PEAK	Pass	Band Edge
19	802.11ax HE20	36	5104.25	47.24	54.00	-6.76	V	AVERAGE	Pass	Band Edge
20	802.11ax HE20	48	5061.33	47.47	54.00	-6.53	V	AVERAGE	Pass	Band Edge
21	802.11ax HE20	52	5067.22	47.38	54.00	-6.62	V	AVERAGE	Pass	Band Edge
22	802.11ax HE20	64	5459.24	45.54	54.00	-8.46	H	AVERAGE	Pass	Band Edge

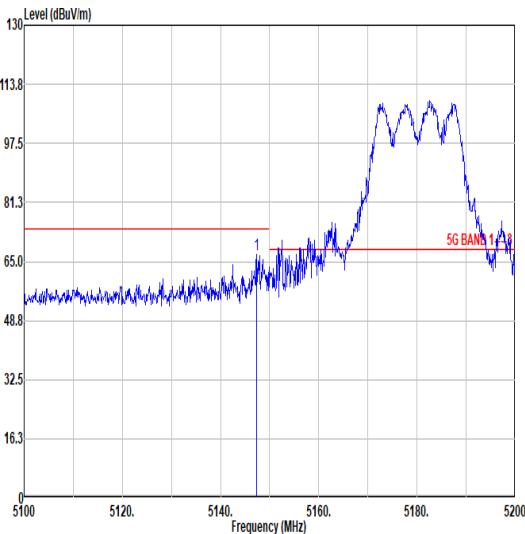
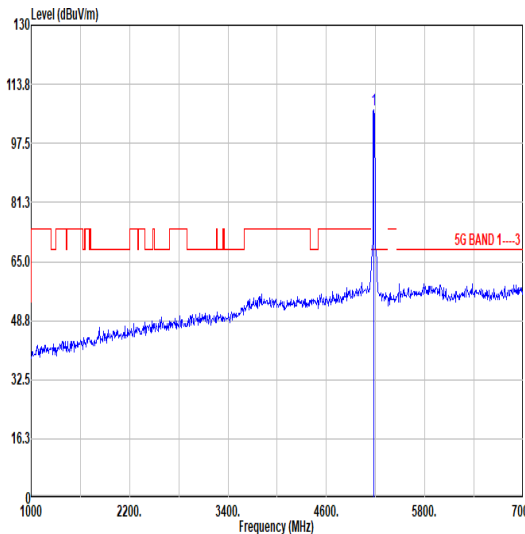
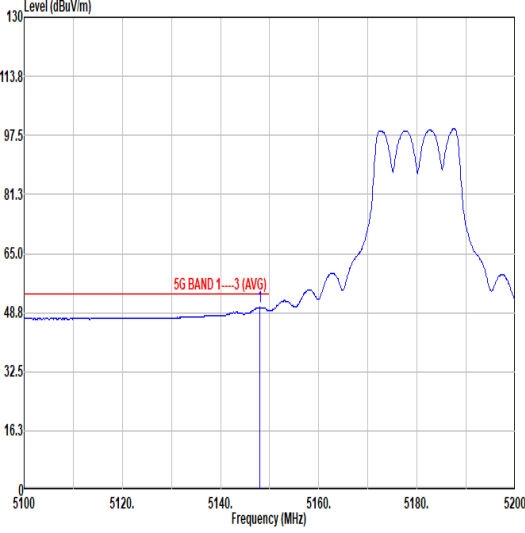


Mode	Modulation	Ch.	Freq. (MHz)	Level (dBuV/m)	Limit (dBuV/m)	Margin (dB)	Pol.	Peak Avg.	Result	Remark
23	802.11ax HE20	100	5459.71	45.59	54.00	-8.41	H	AVERAGE	Pass	Band Edge
24	802.11ax HE20	140	5739.36	58.24	68.30	-10.06	H	PEAK	Pass	Band Edge
25	802.11ax HE20	36	5100.35	47.19	54.00	-6.81	H	AVERAGE	Pass	Band Edge
26	802.11ax HE20	48	5065.15	47.33	54.00	-6.67	H	AVERAGE	Pass	Band Edge
27	802.11ax HE20	52	5059.18	47.27	54.00	-6.73	V	AVERAGE	Pass	Band Edge
28	802.11ax HE20	64	5459.36	45.58	54.00	-8.42	H	AVERAGE	Pass	Band Edge
29	802.11ax HE20	100	5459.28	45.78	54.00	-8.22	H	AVERAGE	Pass	Band Edge
30	802.11ax HE20	140	5757.37	58.46	68.30	-9.84	H	PEAK	Pass	Band Edge
31	802.11ax HE20	36	5101.14	47.20	54.00	-6.80	V	AVERAGE	Pass	Band Edge
32	802.11ax HE20	48	5059.17	47.27	54.00	-6.73	V	AVERAGE	Pass	Band Edge
33	802.11ax HE20	52	5065.90	47.29	54.00	-6.71	V	AVERAGE	Pass	Band Edge
34	802.11ax HE20	64	5459.93	45.53	54.00	-8.47	H	AVERAGE	Pass	Band Edge
35	802.11ax HE20	100	5459.27	45.82	54.00	-8.18	H	AVERAGE	Pass	Band Edge
36	802.11ax HE20	140	5753.14	58.12	68.30	-10.18	H	PEAK	Pass	Band Edge
37	802.11ax HE40	38	5147	49.31	54.00	-4.69	V	AVERAGE	Pass	Band Edge
38	802.11ax HE40	46	5072.80	47.73	54.00	-6.27	V	AVERAGE	Pass	Band Edge
39	802.11ax HE40	54	5122.45	47.68	54.00	-6.32	V	AVERAGE	Pass	Band Edge
40	802.11ax HE40	62	5354.85	48.50	54.00	-5.50	V	AVERAGE	Pass	Band Edge
41	802.11ax HE40	102	5457.36	47.61	54.00	-6.39	H	AVERAGE	Pass	Band Edge
42	802.11ax HE40	110	5459.11	46.57	54.00	-7.43	H	AVERAGE	Pass	Band Edge
43	802.11ax HE40	134	5455.45	45.79	54.00	-8.21	H	AVERAGE	Pass	Band Edge
44	802.11ax HE80	42	5147	50.77	54.00	-3.23	V	AVERAGE	Pass	Band Edge



Mode	Modulation	Ch.	Freq. (MHz)	Level (dBuV/m)	Limit (dBuV/m)	Margin (dB)	Pol.	Peak Avg.	Result	Remark
45	802.11ax HE80	58	5350.35	50.70	54.00	-3.3	V	AVERAGE	Pass	Band Edge
46	802.11ax HE80	106	5462.86	65.17	68.30	-3.13	H	PEAK	Pass	Band Edge
47	802.11ax HE80	122	5454.32	46.37	54.00	-7.63	H	AVERAGE	Pass	Band Edge
48	802.11ax HE160	50	5106	50.82	54	-3.18	V	AVERAGE	Pass	Band Edge
49	802.11ax HE160	114	5456.38	48.33	54	-5.67	H	AVERAGE	Pass	Band Edge
65	802.11a	144	11440.00	47.82	74.00	-26.18	H	PEAK	Pass	Harmonic
66	802.11ax HE20	144	11440.00	47.51	74.00	-26.49	H	PEAK	Pass	Harmonic
67	802.11ax HE40	142	11420.00	47.18	74.00	-26.82	V	PEAK	Pass	Harmonic
68	802.11ax HE80	138	11380.00	45.72	74.00	-28.28	V	PEAK	Pass	Harmonic
69	802.11a	40	5150.00	52.98	54.00	-1.02	H	AVERAGE	Pass	Band Edge
50	802.11a	149	5649.52	59.53	68.30	-8.77	V	PEAK	Pass	Band Edge
51	802.11a	157	11570.00	45.96	74.00	-28.04	V	PEAK	Pass	Harmonic
52	802.11a	165	5946.06	59.11	68.30	-9.19	V	PEAK	Pass	Band Edge
53	802.11ax HE20	149	5613.27	57.95	68.30	-10.35	H	PEAK	Pass	Band Edge
54	802.11ax HE20	157	11570.00	47.63	74.00	-26.37	H	PEAK	Pass	Harmonic
55	802.11ax HE20	165	5939.82	57.75	68.30	-10.55	V	PEAK	Pass	Band Edge
56	802.11ax HE40	151	5637.90	59.90	68.30	-8.40	H	PEAK	Pass	Band Edge
57	802.11ax HE40	159	5633.84	59.23	68.30	-9.07	V	PEAK	Pass	Band Edge
58	802.11ax HE80	155	5940.64	58.60	68.30	-9.70	H	PEAK	Pass	Band Edge
59	802.11ax HE20	149	5612.55	57.60	68.30	-10.70	H	PEAK	Pass	Band Edge
60	802.11ax HE20	165	5948.07	58.76	68.30	-9.54	V	PEAK	Pass	Band Edge
61	802.11ax HE20	149	5603.99	57.04	68.30	-11.26	V	PEAK	Pass	Band Edge
62	802.11ax HE20	165	5937.44	58.90	68.30	-9.40	H	PEAK	Pass	Band Edge
63	802.11ax HE20	149	5649.23	57.79	68.30	-10.51	H	PEAK	Pass	Band Edge
64	802.11ax HE20	165	5936.19	58.76	68.30	-9.54	H	PEAK	Pass	Band Edge



Mode	1																																																																																
	Band Edge																																																																																
	U-NII-1_5.15-5.25_802.11a_CH36_5180MHz																																																																																
ANT	CDD 16+17																																																																																
Pol.	Horizontal	Fundamental																																																																															
Peak	 <table border="1" data-bbox="268 1153 794 1254"> <thead> <tr> <th>Limit</th> <th>Read</th> <th>Ant</th> <th>Cable</th> <th>Preamp</th> <th>Aux</th> <th>APos</th> <th>TPos</th> <th>Remark</th> </tr> <tr> <th>Freq</th> <th>Level</th> <th>Line</th> <th>Margin</th> <th>Level</th> <th>Factor</th> <th>Loss</th> <th>Factor</th> <th>Factor</th> </tr> <tr> <th>MHz</th> <th>dBuV/m</th> <th>dBuV/m</th> <th>dB</th> <th>dBuV</th> <th>dB/m</th> <th>dB</th> <th>dB</th> <th>dB</th> </tr> </thead> <tbody> <tr> <td>1</td> <td>5147.30</td> <td>67.11</td> <td>74.00</td> <td>-6.89</td> <td>50.77</td> <td>35.03</td> <td>10.62</td> <td>29.31</td> <td>0.00</td> <td>100</td> <td>107</td> <td>PEAK</td> </tr> </tbody> </table>	Limit	Read	Ant	Cable	Preamp	Aux	APos	TPos	Remark	Freq	Level	Line	Margin	Level	Factor	Loss	Factor	Factor	MHz	dBuV/m	dBuV/m	dB	dBuV	dB/m	dB	dB	dB	1	5147.30	67.11	74.00	-6.89	50.77	35.03	10.62	29.31	0.00	100	107	PEAK	 <table border="1" data-bbox="906 1153 1433 1254"> <thead> <tr> <th>Limit</th> <th>Read</th> <th>Ant</th> <th>Cable</th> <th>Preamp</th> <th>Aux</th> <th>APos</th> <th>TPos</th> <th>Remark</th> </tr> <tr> <th>Freq</th> <th>Level</th> <th>Line</th> <th>Margin</th> <th>Level</th> <th>Factor</th> <th>Loss</th> <th>Factor</th> <th>Factor</th> </tr> <tr> <th>MHz</th> <th>dBuV/m</th> <th>dBuV/m</th> <th>dB</th> <th>dBuV</th> <th>dB/m</th> <th>dB</th> <th>dB</th> <th>dB</th> </tr> </thead> <tbody> <tr> <td>1</td> <td>5180.00</td> <td>106.59</td> <td>-----</td> <td>90.24</td> <td>35.06</td> <td>10.63</td> <td>29.34</td> <td>0.00</td> <td>100</td> <td>107</td> <td>PEAK</td> </tr> </tbody> </table>	Limit	Read	Ant	Cable	Preamp	Aux	APos	TPos	Remark	Freq	Level	Line	Margin	Level	Factor	Loss	Factor	Factor	MHz	dBuV/m	dBuV/m	dB	dBuV	dB/m	dB	dB	dB	1	5180.00	106.59	-----	90.24	35.06	10.63	29.34	0.00	100	107	PEAK
Limit	Read	Ant	Cable	Preamp	Aux	APos	TPos	Remark																																																																									
Freq	Level	Line	Margin	Level	Factor	Loss	Factor	Factor																																																																									
MHz	dBuV/m	dBuV/m	dB	dBuV	dB/m	dB	dB	dB																																																																									
1	5147.30	67.11	74.00	-6.89	50.77	35.03	10.62	29.31	0.00	100	107	PEAK																																																																					
Limit	Read	Ant	Cable	Preamp	Aux	APos	TPos	Remark																																																																									
Freq	Level	Line	Margin	Level	Factor	Loss	Factor	Factor																																																																									
MHz	dBuV/m	dBuV/m	dB	dBuV	dB/m	dB	dB	dB																																																																									
1	5180.00	106.59	-----	90.24	35.06	10.63	29.34	0.00	100	107	PEAK																																																																						
Avg	 <table border="1" data-bbox="268 1841 794 1942"> <thead> <tr> <th>Limit</th> <th>Read</th> <th>Ant</th> <th>Cable</th> <th>Preamp</th> <th>Aux</th> <th>APos</th> <th>TPos</th> <th>Remark</th> </tr> <tr> <th>Freq</th> <th>Level</th> <th>Line</th> <th>Margin</th> <th>Level</th> <th>Factor</th> <th>Loss</th> <th>Factor</th> <th>Factor</th> </tr> <tr> <th>MHz</th> <th>dBuV/m</th> <th>dBuV/m</th> <th>dB</th> <th>dBuV</th> <th>dB/m</th> <th>dB</th> <th>dB</th> <th>dB</th> </tr> </thead> <tbody> <tr> <td>1</td> <td>5148.00</td> <td>50.26</td> <td>54.00</td> <td>-3.74</td> <td>33.92</td> <td>35.03</td> <td>10.62</td> <td>29.31</td> <td>0.00</td> <td>100</td> <td>107</td> <td>AVERAGE</td> </tr> </tbody> </table>	Limit	Read	Ant	Cable	Preamp	Aux	APos	TPos	Remark	Freq	Level	Line	Margin	Level	Factor	Loss	Factor	Factor	MHz	dBuV/m	dBuV/m	dB	dBuV	dB/m	dB	dB	dB	1	5148.00	50.26	54.00	-3.74	33.92	35.03	10.62	29.31	0.00	100	107	AVERAGE	Blank																																							
Limit	Read	Ant	Cable	Preamp	Aux	APos	TPos	Remark																																																																									
Freq	Level	Line	Margin	Level	Factor	Loss	Factor	Factor																																																																									
MHz	dBuV/m	dBuV/m	dB	dBuV	dB/m	dB	dB	dB																																																																									
1	5148.00	50.26	54.00	-3.74	33.92	35.03	10.62	29.31	0.00	100	107	AVERAGE																																																																					



Mode	1																																																																																
	Band Edge																																																																																
	U-NII-1_5.15-5.25_802.11a_CH36_5180MHz																																																																																
ANT	CDD 16+17																																																																																
Pol.	Vertical	Fundamental																																																																															
Peak	<table border="1"> <thead> <tr> <th>Limit</th> <th>Read</th> <th>Ant</th> <th>Cable</th> <th>Preamp</th> <th>Aux</th> <th>APos</th> <th>TPos</th> <th>Remark</th> </tr> <tr> <th>Freq</th> <th>Level</th> <th>Line</th> <th>Margin</th> <th>Level</th> <th>Factor</th> <th>Loss</th> <th>Factor</th> <th>Factor</th> </tr> <tr> <th>MHz</th> <th>dBuV/m</th> <th>dBuV/m</th> <th>dB</th> <th>dBuV</th> <th>dB/m</th> <th>dB</th> <th>dB</th> <th>dB</th> </tr> </thead> <tbody> <tr> <td>1</td> <td>5147.60</td> <td>68.09</td> <td>74.00</td> <td>-5.91</td> <td>51.75</td> <td>35.03</td> <td>10.62</td> <td>29.31</td> <td>0.00</td> <td>345</td> <td>78</td> <td>PEAK</td> </tr> </tbody> </table>	Limit	Read	Ant	Cable	Preamp	Aux	APos	TPos	Remark	Freq	Level	Line	Margin	Level	Factor	Loss	Factor	Factor	MHz	dBuV/m	dBuV/m	dB	dBuV	dB/m	dB	dB	dB	1	5147.60	68.09	74.00	-5.91	51.75	35.03	10.62	29.31	0.00	345	78	PEAK	<table border="1"> <thead> <tr> <th>Limit</th> <th>Read</th> <th>Ant</th> <th>Cable</th> <th>Preamp</th> <th>Aux</th> <th>APos</th> <th>TPos</th> <th>Remark</th> </tr> <tr> <th>Freq</th> <th>Level</th> <th>Line</th> <th>Margin</th> <th>Level</th> <th>Factor</th> <th>Loss</th> <th>Factor</th> <th>Factor</th> </tr> <tr> <th>MHz</th> <th>dBuV/m</th> <th>dBuV/m</th> <th>dB</th> <th>dBuV</th> <th>dB/m</th> <th>dB</th> <th>dB</th> <th>dB</th> </tr> </thead> <tbody> <tr> <td>1</td> <td>5180.00</td> <td>107.86</td> <td>-----</td> <td>91.51</td> <td>35.06</td> <td>10.63</td> <td>29.34</td> <td>0.00</td> <td>345</td> <td>78</td> <td>PEAK</td> </tr> </tbody> </table>	Limit	Read	Ant	Cable	Preamp	Aux	APos	TPos	Remark	Freq	Level	Line	Margin	Level	Factor	Loss	Factor	Factor	MHz	dBuV/m	dBuV/m	dB	dBuV	dB/m	dB	dB	dB	1	5180.00	107.86	-----	91.51	35.06	10.63	29.34	0.00	345	78	PEAK
Limit	Read	Ant	Cable	Preamp	Aux	APos	TPos	Remark																																																																									
Freq	Level	Line	Margin	Level	Factor	Loss	Factor	Factor																																																																									
MHz	dBuV/m	dBuV/m	dB	dBuV	dB/m	dB	dB	dB																																																																									
1	5147.60	68.09	74.00	-5.91	51.75	35.03	10.62	29.31	0.00	345	78	PEAK																																																																					
Limit	Read	Ant	Cable	Preamp	Aux	APos	TPos	Remark																																																																									
Freq	Level	Line	Margin	Level	Factor	Loss	Factor	Factor																																																																									
MHz	dBuV/m	dBuV/m	dB	dBuV	dB/m	dB	dB	dB																																																																									
1	5180.00	107.86	-----	91.51	35.06	10.63	29.34	0.00	345	78	PEAK																																																																						
Avg	<table border="1"> <thead> <tr> <th>Limit</th> <th>Read</th> <th>Ant</th> <th>Cable</th> <th>Preamp</th> <th>Aux</th> <th>APos</th> <th>TPos</th> <th>Remark</th> </tr> <tr> <th>Freq</th> <th>Level</th> <th>Line</th> <th>Margin</th> <th>Level</th> <th>Factor</th> <th>Loss</th> <th>Factor</th> <th>Factor</th> </tr> <tr> <th>MHz</th> <th>dBuV/m</th> <th>dBuV/m</th> <th>dB</th> <th>dBuV</th> <th>dB/m</th> <th>dB</th> <th>dB</th> <th>dB</th> </tr> </thead> <tbody> <tr> <td>1</td> <td>5148.70</td> <td>50.48</td> <td>54.00</td> <td>-3.52</td> <td>34.14</td> <td>35.03</td> <td>10.62</td> <td>29.31</td> <td>0.00</td> <td>345</td> <td>78</td> <td>AVERAGE</td> </tr> </tbody> </table>	Limit	Read	Ant	Cable	Preamp	Aux	APos	TPos	Remark	Freq	Level	Line	Margin	Level	Factor	Loss	Factor	Factor	MHz	dBuV/m	dBuV/m	dB	dBuV	dB/m	dB	dB	dB	1	5148.70	50.48	54.00	-3.52	34.14	35.03	10.62	29.31	0.00	345	78	AVERAGE	<table border="1"> <thead> <tr> <th>Limit</th> <th>Read</th> <th>Ant</th> <th>Cable</th> <th>Preamp</th> <th>Aux</th> <th>APos</th> <th>TPos</th> <th>Remark</th> </tr> <tr> <th>Freq</th> <th>Level</th> <th>Line</th> <th>Margin</th> <th>Level</th> <th>Factor</th> <th>Loss</th> <th>Factor</th> <th>Factor</th> </tr> <tr> <th>MHz</th> <th>dBuV/m</th> <th>dBuV/m</th> <th>dB</th> <th>dBuV</th> <th>dB/m</th> <th>dB</th> <th>dB</th> <th>dB</th> </tr> </thead> <tbody> <tr> <td>1</td> <td>5180.00</td> <td>100.85</td> <td>-----</td> <td>84.50</td> <td>35.06</td> <td>10.63</td> <td>29.34</td> <td>0.00</td> <td>345</td> <td>78</td> <td>AVERAGE</td> </tr> </tbody> </table>	Limit	Read	Ant	Cable	Preamp	Aux	APos	TPos	Remark	Freq	Level	Line	Margin	Level	Factor	Loss	Factor	Factor	MHz	dBuV/m	dBuV/m	dB	dBuV	dB/m	dB	dB	dB	1	5180.00	100.85	-----	84.50	35.06	10.63	29.34	0.00	345	78	AVERAGE
Limit	Read	Ant	Cable	Preamp	Aux	APos	TPos	Remark																																																																									
Freq	Level	Line	Margin	Level	Factor	Loss	Factor	Factor																																																																									
MHz	dBuV/m	dBuV/m	dB	dBuV	dB/m	dB	dB	dB																																																																									
1	5148.70	50.48	54.00	-3.52	34.14	35.03	10.62	29.31	0.00	345	78	AVERAGE																																																																					
Limit	Read	Ant	Cable	Preamp	Aux	APos	TPos	Remark																																																																									
Freq	Level	Line	Margin	Level	Factor	Loss	Factor	Factor																																																																									
MHz	dBuV/m	dBuV/m	dB	dBuV	dB/m	dB	dB	dB																																																																									
1	5180.00	100.85	-----	84.50	35.06	10.63	29.34	0.00	345	78	AVERAGE																																																																						



Mode	1																																																																									
	Harmonic																																																																									
	U-NII-1_5.15-5.25_802.11a_CH36_5180MHz																																																																									
ANT	CDD 16+17																																																																									
Pol.	Horizontal	Vertical																																																																								
Peak Avg	<table border="1"> <thead> <tr> <th>Limit</th> <th>Read</th> <th>Ant</th> <th>Cable</th> <th>Preamp</th> <th>Aux</th> <th>APos</th> <th>TPos</th> </tr> <tr> <th>Freq</th> <th>Level</th> <th>Line Margin</th> <th>Level Factor</th> <th>Loss Factor</th> <th>Factor</th> <th></th> <th>Remark</th> </tr> <tr> <th>MHz</th> <th>dBuV/m</th> <th>dBuV/m</th> <th>dB</th> <th>dBuV</th> <th>dB/m</th> <th>dB</th> <th>dB</th> </tr> </thead> <tbody> <tr> <td>1 10360.00</td> <td>55.01</td> <td>68.30</td> <td>-13.29</td> <td>67.62</td> <td>38.32</td> <td>15.55</td> <td>66.48</td> <td>0.00</td> <td>100</td> <td>259</td> <td>PEAK</td> </tr> </tbody> </table>	Limit	Read	Ant	Cable	Preamp	Aux	APos	TPos	Freq	Level	Line Margin	Level Factor	Loss Factor	Factor		Remark	MHz	dBuV/m	dBuV/m	dB	dBuV	dB/m	dB	dB	1 10360.00	55.01	68.30	-13.29	67.62	38.32	15.55	66.48	0.00	100	259	PEAK	<table border="1"> <thead> <tr> <th>Limit</th> <th>Read</th> <th>Ant</th> <th>Cable</th> <th>Preamp</th> <th>Aux</th> <th>APos</th> <th>TPos</th> </tr> <tr> <th>Freq</th> <th>Level</th> <th>Line Margin</th> <th>Level Factor</th> <th>Loss Factor</th> <th>Factor</th> <th></th> <th>Remark</th> </tr> <tr> <th>MHz</th> <th>dBuV/m</th> <th>dBuV/m</th> <th>dB</th> <th>dBuV</th> <th>dB/m</th> <th>dB</th> <th>dB</th> </tr> </thead> <tbody> <tr> <td>1 10360.00</td> <td>46.58</td> <td>68.30</td> <td>-21.72</td> <td>59.19</td> <td>38.32</td> <td>15.55</td> <td>66.48</td> <td>0.00</td> <td>300</td> <td>39</td> <td>PEAK</td> </tr> </tbody> </table>	Limit	Read	Ant	Cable	Preamp	Aux	APos	TPos	Freq	Level	Line Margin	Level Factor	Loss Factor	Factor		Remark	MHz	dBuV/m	dBuV/m	dB	dBuV	dB/m	dB	dB	1 10360.00	46.58	68.30	-21.72	59.19	38.32	15.55	66.48	0.00	300	39	PEAK
Limit	Read	Ant	Cable	Preamp	Aux	APos	TPos																																																																			
Freq	Level	Line Margin	Level Factor	Loss Factor	Factor		Remark																																																																			
MHz	dBuV/m	dBuV/m	dB	dBuV	dB/m	dB	dB																																																																			
1 10360.00	55.01	68.30	-13.29	67.62	38.32	15.55	66.48	0.00	100	259	PEAK																																																															
Limit	Read	Ant	Cable	Preamp	Aux	APos	TPos																																																																			
Freq	Level	Line Margin	Level Factor	Loss Factor	Factor		Remark																																																																			
MHz	dBuV/m	dBuV/m	dB	dBuV	dB/m	dB	dB																																																																			
1 10360.00	46.58	68.30	-21.72	59.19	38.32	15.55	66.48	0.00	300	39	PEAK																																																															



Mode	2																																																																	
	Harmonic																																																																	
	U-NII-1_5.15-5.25_802.11a_CH44_5220MHz																																																																	
ANT	CDD 16+17																																																																	
Pol.	Horizontal	Vertical																																																																
Peak Avg	<table border="1"> <thead> <tr> <th>Limit</th> <th>Read</th> <th>Ant</th> <th>Cable</th> <th>Preamp</th> <th>Aux</th> <th>APos</th> <th>TPos</th> </tr> <tr> <th>Freq</th> <th>Level</th> <th>Line Margin</th> <th>Level Factor</th> <th>Loss Factor</th> <th>Factor</th> <th></th> <th>Remark</th> </tr> <tr> <th>MHz</th> <th>dBuV/m</th> <th>dBuV/m</th> <th>dB</th> <th>dBuV</th> <th>dB/m</th> <th>dB</th> <th>dB</th> </tr> </thead> <tbody> <tr> <td>1 10440.00</td> <td>52.31</td> <td>68.30</td> <td>-15.99</td> <td>64.75</td> <td>38.35</td> <td>15.60</td> <td>66.39 0.00 100 266 PEAK</td> </tr> </tbody> </table>	Limit	Read	Ant	Cable	Preamp	Aux	APos	TPos	Freq	Level	Line Margin	Level Factor	Loss Factor	Factor		Remark	MHz	dBuV/m	dBuV/m	dB	dBuV	dB/m	dB	dB	1 10440.00	52.31	68.30	-15.99	64.75	38.35	15.60	66.39 0.00 100 266 PEAK	<table border="1"> <thead> <tr> <th>Limit</th> <th>Read</th> <th>Ant</th> <th>Cable</th> <th>Preamp</th> <th>Aux</th> <th>APos</th> <th>TPos</th> </tr> <tr> <th>Freq</th> <th>Level</th> <th>Line Margin</th> <th>Level Factor</th> <th>Loss Factor</th> <th>Factor</th> <th></th> <th>Remark</th> </tr> <tr> <th>MHz</th> <th>dBuV/m</th> <th>dBuV/m</th> <th>dB</th> <th>dBuV</th> <th>dB/m</th> <th>dB</th> <th>dB</th> </tr> </thead> <tbody> <tr> <td>1 10440.00</td> <td>53.38</td> <td>68.30</td> <td>-14.92</td> <td>65.82</td> <td>38.35</td> <td>15.60</td> <td>66.39 0.00 100 360 PEAK</td> </tr> </tbody> </table>	Limit	Read	Ant	Cable	Preamp	Aux	APos	TPos	Freq	Level	Line Margin	Level Factor	Loss Factor	Factor		Remark	MHz	dBuV/m	dBuV/m	dB	dBuV	dB/m	dB	dB	1 10440.00	53.38	68.30	-14.92	65.82	38.35	15.60	66.39 0.00 100 360 PEAK
Limit	Read	Ant	Cable	Preamp	Aux	APos	TPos																																																											
Freq	Level	Line Margin	Level Factor	Loss Factor	Factor		Remark																																																											
MHz	dBuV/m	dBuV/m	dB	dBuV	dB/m	dB	dB																																																											
1 10440.00	52.31	68.30	-15.99	64.75	38.35	15.60	66.39 0.00 100 266 PEAK																																																											
Limit	Read	Ant	Cable	Preamp	Aux	APos	TPos																																																											
Freq	Level	Line Margin	Level Factor	Loss Factor	Factor		Remark																																																											
MHz	dBuV/m	dBuV/m	dB	dBuV	dB/m	dB	dB																																																											
1 10440.00	53.38	68.30	-14.92	65.82	38.35	15.60	66.39 0.00 100 360 PEAK																																																											

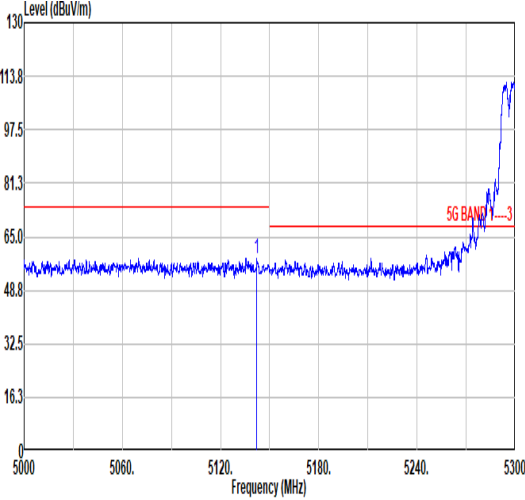
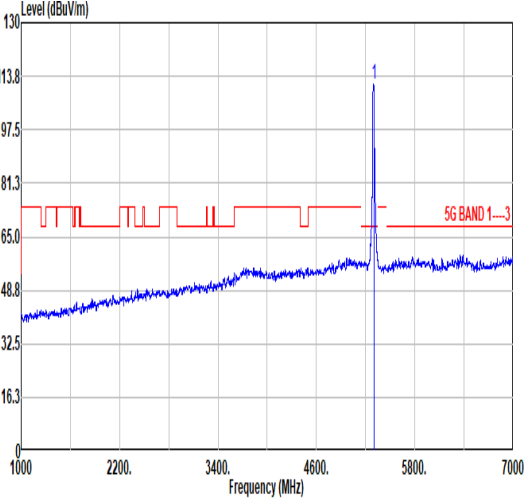
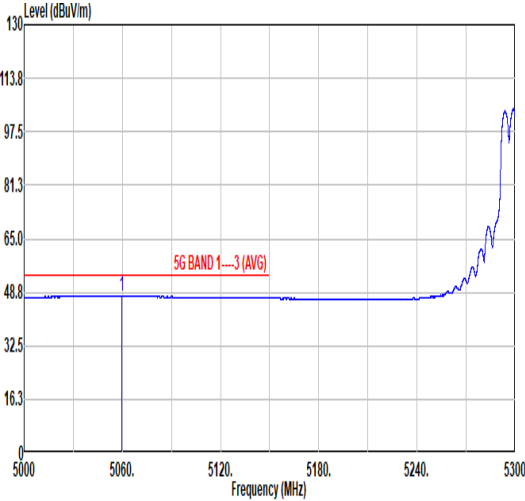
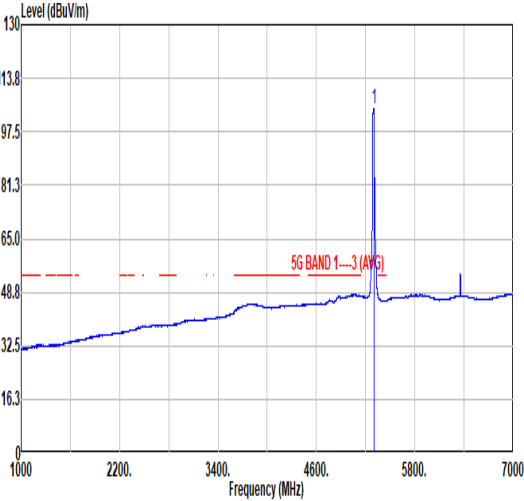


Mode	3																																																																																																	
	Harmonic																																																																																																	
	U-NII-1_5.15-5.25_802.11a_CH48_5240MHz																																																																																																	
ANT	CDD 16+17																																																																																																	
Pol.	Horizontal	Vertical																																																																																																
Peak																																																																																																		
Avg	<table border="1"> <thead> <tr> <th>Limit</th> <th>Read</th> <th>Ant</th> <th>Cable</th> <th>Preamp</th> <th>Aux</th> <th>APos</th> <th>TPos</th> </tr> <tr> <th>Freq</th> <th>Level</th> <th>Line Margin</th> <th>Level Factor</th> <th>Loss Factor</th> <th>Factor</th> <th></th> <th>Remark</th> </tr> <tr> <th>MHz</th> <th>dBuV/m</th> <th>dBuV/m</th> <th>dB</th> <th>dBuV</th> <th>dB/m</th> <th>dB</th> <th>dB</th> </tr> </thead> <tbody> <tr> <td>1 10480.00</td> <td>53.64</td> <td>68.30</td> <td>-14.66</td> <td>66.00</td> <td>38.36</td> <td>15.62</td> <td>66.34</td> </tr> <tr> <td></td> <td></td> <td></td> <td></td> <td></td> <td></td> <td>0.00</td> <td>100</td> </tr> <tr> <td></td> <td></td> <td></td> <td></td> <td></td> <td></td> <td></td> <td>107 PEAK</td> </tr> </tbody> </table>	Limit	Read	Ant	Cable	Preamp	Aux	APos	TPos	Freq	Level	Line Margin	Level Factor	Loss Factor	Factor		Remark	MHz	dBuV/m	dBuV/m	dB	dBuV	dB/m	dB	dB	1 10480.00	53.64	68.30	-14.66	66.00	38.36	15.62	66.34							0.00	100								107 PEAK	<table border="1"> <thead> <tr> <th>Limit</th> <th>Read</th> <th>Ant</th> <th>Cable</th> <th>Preamp</th> <th>Aux</th> <th>APos</th> <th>TPos</th> </tr> <tr> <th>Freq</th> <th>Level</th> <th>Line Margin</th> <th>Level Factor</th> <th>Loss Factor</th> <th>Factor</th> <th></th> <th>Remark</th> </tr> <tr> <th>MHz</th> <th>dBuV/m</th> <th>dBuV/m</th> <th>dB</th> <th>dBuV</th> <th>dB/m</th> <th>dB</th> <th>dB</th> </tr> </thead> <tbody> <tr> <td>1 10480.00</td> <td>51.56</td> <td>68.30</td> <td>-16.74</td> <td>63.92</td> <td>38.36</td> <td>15.62</td> <td>66.34</td> </tr> <tr> <td></td> <td></td> <td></td> <td></td> <td></td> <td></td> <td>0.00</td> <td>119</td> </tr> <tr> <td></td> <td></td> <td></td> <td></td> <td></td> <td></td> <td></td> <td>360 PEAK</td> </tr> </tbody> </table>	Limit	Read	Ant	Cable	Preamp	Aux	APos	TPos	Freq	Level	Line Margin	Level Factor	Loss Factor	Factor		Remark	MHz	dBuV/m	dBuV/m	dB	dBuV	dB/m	dB	dB	1 10480.00	51.56	68.30	-16.74	63.92	38.36	15.62	66.34							0.00	119								360 PEAK
Limit	Read	Ant	Cable	Preamp	Aux	APos	TPos																																																																																											
Freq	Level	Line Margin	Level Factor	Loss Factor	Factor		Remark																																																																																											
MHz	dBuV/m	dBuV/m	dB	dBuV	dB/m	dB	dB																																																																																											
1 10480.00	53.64	68.30	-14.66	66.00	38.36	15.62	66.34																																																																																											
						0.00	100																																																																																											
							107 PEAK																																																																																											
Limit	Read	Ant	Cable	Preamp	Aux	APos	TPos																																																																																											
Freq	Level	Line Margin	Level Factor	Loss Factor	Factor		Remark																																																																																											
MHz	dBuV/m	dBuV/m	dB	dBuV	dB/m	dB	dB																																																																																											
1 10480.00	51.56	68.30	-16.74	63.92	38.36	15.62	66.34																																																																																											
						0.00	119																																																																																											
							360 PEAK																																																																																											



Mode	4																																																																									
	Harmonic																																																																									
	U-NII-2A_5.25-5.35_802.11a_CH52_5260MHz																																																																									
ANT	CDD 16+17																																																																									
Pol.	Horizontal	Vertical																																																																								
Peak Avg	<table border="1"> <thead> <tr> <th>Limit</th> <th>Read</th> <th>Ant</th> <th>Cable</th> <th>Preamp</th> <th>Aux</th> <th>APos</th> <th>TPos</th> </tr> <tr> <th>Freq</th> <th>Level</th> <th>Line Margin</th> <th>Level Factor</th> <th>Loss Factor</th> <th>Factor</th> <th>Factor</th> <th>Remark</th> </tr> <tr> <th>MHz</th> <th>dBuV/m</th> <th>dBuV/m</th> <th>dB</th> <th>dBuV</th> <th>dB/m</th> <th>dB</th> <th>dB</th> </tr> </thead> <tbody> <tr> <td>1 10520.00</td> <td>52.29</td> <td>68.30</td> <td>-16.01</td> <td>64.57</td> <td>38.37</td> <td>15.64</td> <td>66.29</td> <td>0.00</td> <td>100</td> <td>31</td> <td>PEAK</td> </tr> </tbody> </table>	Limit	Read	Ant	Cable	Preamp	Aux	APos	TPos	Freq	Level	Line Margin	Level Factor	Loss Factor	Factor	Factor	Remark	MHz	dBuV/m	dBuV/m	dB	dBuV	dB/m	dB	dB	1 10520.00	52.29	68.30	-16.01	64.57	38.37	15.64	66.29	0.00	100	31	PEAK	<table border="1"> <thead> <tr> <th>Limit</th> <th>Read</th> <th>Ant</th> <th>Cable</th> <th>Preamp</th> <th>Aux</th> <th>APos</th> <th>TPos</th> </tr> <tr> <th>Freq</th> <th>Level</th> <th>Line Margin</th> <th>Level Factor</th> <th>Loss Factor</th> <th>Factor</th> <th>Factor</th> <th>Remark</th> </tr> <tr> <th>MHz</th> <th>dBuV/m</th> <th>dBuV/m</th> <th>dB</th> <th>dBuV</th> <th>dB/m</th> <th>dB</th> <th>dB</th> </tr> </thead> <tbody> <tr> <td>1 10520.00</td> <td>52.22</td> <td>68.30</td> <td>-16.08</td> <td>64.50</td> <td>38.37</td> <td>15.64</td> <td>66.29</td> <td>0.00</td> <td>100</td> <td>10</td> <td>PEAK</td> </tr> </tbody> </table>	Limit	Read	Ant	Cable	Preamp	Aux	APos	TPos	Freq	Level	Line Margin	Level Factor	Loss Factor	Factor	Factor	Remark	MHz	dBuV/m	dBuV/m	dB	dBuV	dB/m	dB	dB	1 10520.00	52.22	68.30	-16.08	64.50	38.37	15.64	66.29	0.00	100	10	PEAK
Limit	Read	Ant	Cable	Preamp	Aux	APos	TPos																																																																			
Freq	Level	Line Margin	Level Factor	Loss Factor	Factor	Factor	Remark																																																																			
MHz	dBuV/m	dBuV/m	dB	dBuV	dB/m	dB	dB																																																																			
1 10520.00	52.29	68.30	-16.01	64.57	38.37	15.64	66.29	0.00	100	31	PEAK																																																															
Limit	Read	Ant	Cable	Preamp	Aux	APos	TPos																																																																			
Freq	Level	Line Margin	Level Factor	Loss Factor	Factor	Factor	Remark																																																																			
MHz	dBuV/m	dBuV/m	dB	dBuV	dB/m	dB	dB																																																																			
1 10520.00	52.22	68.30	-16.08	64.50	38.37	15.64	66.29	0.00	100	10	PEAK																																																															

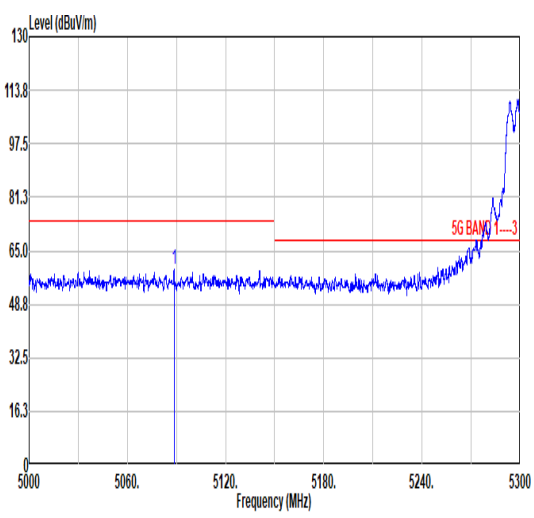
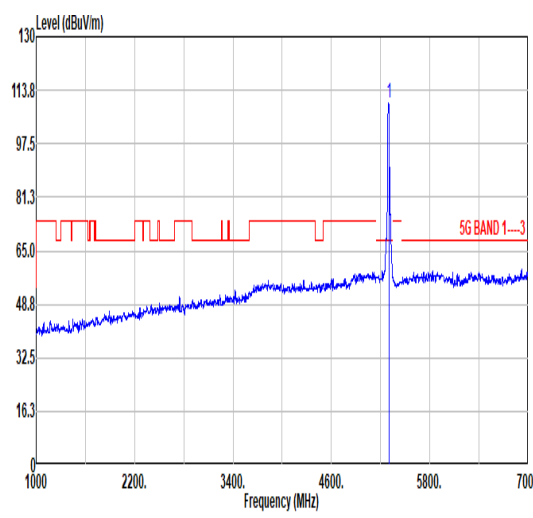
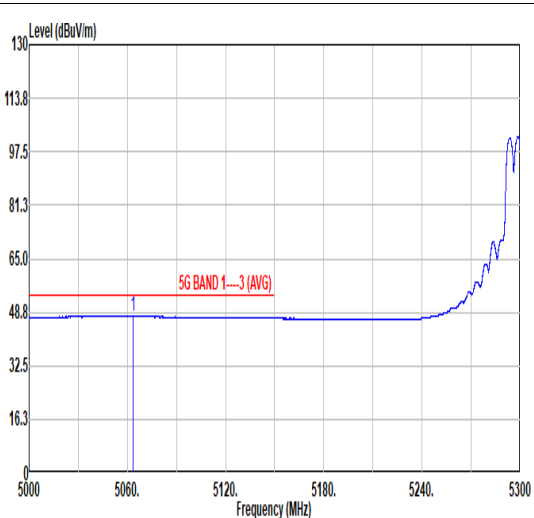
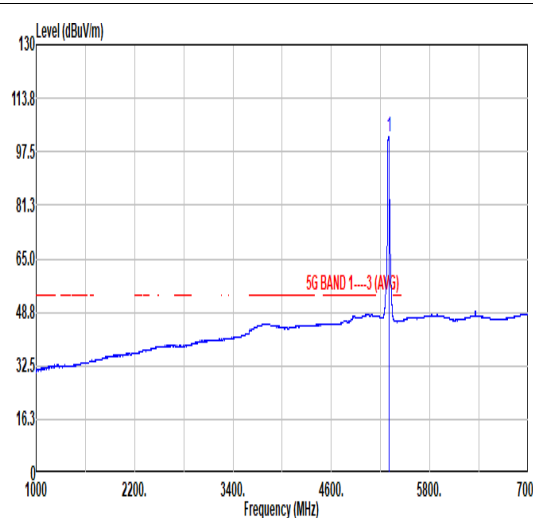


Mode	5																																																																											
	Band Edge - L																																																																											
	U-NII-2A_5.25-5.35_802.11a_CH60_5300MHz																																																																											
ANT	CDD 16+17																																																																											
Pol.	Horizontal	Fundamental																																																																										
Peak	 <table border="1"> <thead> <tr> <th>Limit</th> <th>Read</th> <th>Ant</th> <th>Cable</th> <th>Preamp</th> <th>Aux</th> <th>APos</th> <th>TPos</th> </tr> <tr> <th>Freq</th> <th>Level</th> <th>Line</th> <th>Margin</th> <th>Level</th> <th>Factor</th> <th>Loss</th> <th>Factor</th> </tr> <tr> <th>MHz</th> <th>dBuV/m</th> <th>dBuV/m</th> <th>dB</th> <th>dBuV</th> <th>dB/m</th> <th>dB</th> <th>dB</th> </tr> </thead> <tbody> <tr> <td>1</td> <td>5142.06</td> <td>58.35</td> <td>74.00</td> <td>-15.65</td> <td>42.01</td> <td>35.02</td> <td>10.62</td> <td>29.30</td> <td>0.00</td> <td>102</td> <td>261</td> <td>PEAK</td> </tr> </tbody> </table>	Limit	Read	Ant	Cable	Preamp	Aux	APos	TPos	Freq	Level	Line	Margin	Level	Factor	Loss	Factor	MHz	dBuV/m	dBuV/m	dB	dBuV	dB/m	dB	dB	1	5142.06	58.35	74.00	-15.65	42.01	35.02	10.62	29.30	0.00	102	261	PEAK	 <table border="1"> <thead> <tr> <th>Limit</th> <th>Read</th> <th>Ant</th> <th>Cable</th> <th>Preamp</th> <th>Aux</th> <th>APos</th> <th>TPos</th> </tr> <tr> <th>Freq</th> <th>Level</th> <th>Line</th> <th>Margin</th> <th>Level</th> <th>Factor</th> <th>Loss</th> <th>Factor</th> </tr> <tr> <th>MHz</th> <th>dBuV/m</th> <th>dBuV/m</th> <th>dB</th> <th>dBuV</th> <th>dB/m</th> <th>dB</th> <th>dB</th> </tr> </thead> <tbody> <tr> <td>1</td> <td>5300.00</td> <td>111.18</td> <td>-----</td> <td>-----</td> <td>94.71</td> <td>35.17</td> <td>10.76</td> <td>29.46</td> <td>0.00</td> <td>102</td> <td>261</td> <td>PEAK</td> </tr> </tbody> </table>	Limit	Read	Ant	Cable	Preamp	Aux	APos	TPos	Freq	Level	Line	Margin	Level	Factor	Loss	Factor	MHz	dBuV/m	dBuV/m	dB	dBuV	dB/m	dB	dB	1	5300.00	111.18	-----	-----	94.71	35.17	10.76	29.46	0.00	102	261	PEAK
	Limit	Read	Ant	Cable	Preamp	Aux	APos	TPos																																																																				
Freq	Level	Line	Margin	Level	Factor	Loss	Factor																																																																					
MHz	dBuV/m	dBuV/m	dB	dBuV	dB/m	dB	dB																																																																					
1	5142.06	58.35	74.00	-15.65	42.01	35.02	10.62	29.30	0.00	102	261	PEAK																																																																
Limit	Read	Ant	Cable	Preamp	Aux	APos	TPos																																																																					
Freq	Level	Line	Margin	Level	Factor	Loss	Factor																																																																					
MHz	dBuV/m	dBuV/m	dB	dBuV	dB/m	dB	dB																																																																					
1	5300.00	111.18	-----	-----	94.71	35.17	10.76	29.46	0.00	102	261	PEAK																																																																
Avg	 <table border="1"> <thead> <tr> <th>Limit</th> <th>Read</th> <th>Ant</th> <th>Cable</th> <th>Preamp</th> <th>Aux</th> <th>APos</th> <th>TPos</th> </tr> <tr> <th>Freq</th> <th>Level</th> <th>Line</th> <th>Margin</th> <th>Level</th> <th>Factor</th> <th>Loss</th> <th>Factor</th> </tr> <tr> <th>MHz</th> <th>dBuV/m</th> <th>dBuV/m</th> <th>dB</th> <th>dBuV</th> <th>dB/m</th> <th>dB</th> <th>dB</th> </tr> </thead> <tbody> <tr> <td>1</td> <td>5059.82</td> <td>47.49</td> <td>54.00</td> <td>-6.51</td> <td>31.21</td> <td>34.94</td> <td>10.58</td> <td>29.24</td> <td>0.00</td> <td>102</td> <td>261</td> <td>AVERAGE</td> </tr> </tbody> </table>	Limit	Read	Ant	Cable	Preamp	Aux	APos	TPos	Freq	Level	Line	Margin	Level	Factor	Loss	Factor	MHz	dBuV/m	dBuV/m	dB	dBuV	dB/m	dB	dB	1	5059.82	47.49	54.00	-6.51	31.21	34.94	10.58	29.24	0.00	102	261	AVERAGE	 <table border="1"> <thead> <tr> <th>Limit</th> <th>Read</th> <th>Ant</th> <th>Cable</th> <th>Preamp</th> <th>Aux</th> <th>APos</th> <th>TPos</th> </tr> <tr> <th>Freq</th> <th>Level</th> <th>Line</th> <th>Margin</th> <th>Level</th> <th>Factor</th> <th>Loss</th> <th>Factor</th> </tr> <tr> <th>MHz</th> <th>dBuV/m</th> <th>dBuV/m</th> <th>dB</th> <th>dBuV</th> <th>dB/m</th> <th>dB</th> <th>dB</th> </tr> </thead> <tbody> <tr> <td>1</td> <td>5300.00</td> <td>104.37</td> <td>-----</td> <td>-----</td> <td>87.89</td> <td>35.18</td> <td>10.77</td> <td>29.47</td> <td>0.00</td> <td>102</td> <td>261</td> <td>AVERAGE</td> </tr> </tbody> </table>	Limit	Read	Ant	Cable	Preamp	Aux	APos	TPos	Freq	Level	Line	Margin	Level	Factor	Loss	Factor	MHz	dBuV/m	dBuV/m	dB	dBuV	dB/m	dB	dB	1	5300.00	104.37	-----	-----	87.89	35.18	10.77	29.47	0.00	102	261	AVERAGE
Limit	Read	Ant	Cable	Preamp	Aux	APos	TPos																																																																					
Freq	Level	Line	Margin	Level	Factor	Loss	Factor																																																																					
MHz	dBuV/m	dBuV/m	dB	dBuV	dB/m	dB	dB																																																																					
1	5059.82	47.49	54.00	-6.51	31.21	34.94	10.58	29.24	0.00	102	261	AVERAGE																																																																
Limit	Read	Ant	Cable	Preamp	Aux	APos	TPos																																																																					
Freq	Level	Line	Margin	Level	Factor	Loss	Factor																																																																					
MHz	dBuV/m	dBuV/m	dB	dBuV	dB/m	dB	dB																																																																					
1	5300.00	104.37	-----	-----	87.89	35.18	10.77	29.47	0.00	102	261	AVERAGE																																																																



Mode	5																																									
	Band Edge - R																																									
	U-NII-2A_5.25-5.35_802.11a_CH60_5300MHz																																									
ANT	CDD 16+17																																									
Pol.	Horizontal	Fundamental																																								
Peak	<table border="1"> <thead> <tr> <th>Limit</th> <th>Read</th> <th>Ant</th> <th>Cable</th> <th>Preamp</th> <th>Aux</th> <th>APos</th> <th>TPos</th> <th>Remark</th> </tr> <tr> <th>Freq</th> <th>Level</th> <th>Line</th> <th>Margin</th> <th>Level</th> <th>Factor</th> <th>Loss</th> <th>Factor</th> <th>Factor</th> </tr> <tr> <th>MHz</th> <th>dBuV/m</th> <th>dBuV/m</th> <th>dB</th> <th>dBuV</th> <th>dB/m</th> <th>dB</th> <th>dB</th> <th>cm</th> <th>deg</th> </tr> </thead> <tbody> <tr> <td>1 5352.41</td> <td>57.42</td> <td>74.00</td> <td>-16.58</td> <td>40.88</td> <td>35.23</td> <td>10.83</td> <td>29.52</td> <td>0.00</td> <td>102</td> <td>261</td> <td>PEAK</td> </tr> </tbody> </table>	Limit	Read	Ant	Cable	Preamp	Aux	APos	TPos	Remark	Freq	Level	Line	Margin	Level	Factor	Loss	Factor	Factor	MHz	dBuV/m	dBuV/m	dB	dBuV	dB/m	dB	dB	cm	deg	1 5352.41	57.42	74.00	-16.58	40.88	35.23	10.83	29.52	0.00	102	261	PEAK	Blank
Limit	Read	Ant	Cable	Preamp	Aux	APos	TPos	Remark																																		
Freq	Level	Line	Margin	Level	Factor	Loss	Factor	Factor																																		
MHz	dBuV/m	dBuV/m	dB	dBuV	dB/m	dB	dB	cm	deg																																	
1 5352.41	57.42	74.00	-16.58	40.88	35.23	10.83	29.52	0.00	102	261	PEAK																															
Avg	<table border="1"> <thead> <tr> <th>Limit</th> <th>Read</th> <th>Ant</th> <th>Cable</th> <th>Preamp</th> <th>Aux</th> <th>APos</th> <th>TPos</th> <th>Remark</th> </tr> <tr> <th>Freq</th> <th>Level</th> <th>Line</th> <th>Margin</th> <th>Level</th> <th>Factor</th> <th>Loss</th> <th>Factor</th> <th>Factor</th> </tr> <tr> <th>MHz</th> <th>dBuV/m</th> <th>dBuV/m</th> <th>dB</th> <th>dBuV</th> <th>dB/m</th> <th>dB</th> <th>dB</th> <th>cm</th> <th>deg</th> </tr> </thead> <tbody> <tr> <td>1 5350.01</td> <td>47.60</td> <td>54.00</td> <td>-6.40</td> <td>31.06</td> <td>35.23</td> <td>10.83</td> <td>29.52</td> <td>0.00</td> <td>102</td> <td>261</td> <td>AVERAGE</td> </tr> </tbody> </table>	Limit	Read	Ant	Cable	Preamp	Aux	APos	TPos	Remark	Freq	Level	Line	Margin	Level	Factor	Loss	Factor	Factor	MHz	dBuV/m	dBuV/m	dB	dBuV	dB/m	dB	dB	cm	deg	1 5350.01	47.60	54.00	-6.40	31.06	35.23	10.83	29.52	0.00	102	261	AVERAGE	Blank
Limit	Read	Ant	Cable	Preamp	Aux	APos	TPos	Remark																																		
Freq	Level	Line	Margin	Level	Factor	Loss	Factor	Factor																																		
MHz	dBuV/m	dBuV/m	dB	dBuV	dB/m	dB	dB	cm	deg																																	
1 5350.01	47.60	54.00	-6.40	31.06	35.23	10.83	29.52	0.00	102	261	AVERAGE																															



Mode	5																																																																																							
	Band Edge - L																																																																																							
	U-NII-2A_5.25-5.35_802.11a_CH60_5300MHz																																																																																							
ANT	CDD 16+17																																																																																							
Pol.	Vertical	Fundamental																																																																																						
Peak	 <table border="1"> <thead> <tr> <th>Limit</th> <th>Read</th> <th>Ant</th> <th>Cable</th> <th>Preamp</th> <th>Aux</th> <th>APos</th> <th>TPos</th> <th>Remark</th> </tr> <tr> <th>Freq</th> <th>Level</th> <th>Line</th> <th>Margin</th> <th>Level</th> <th>Factor</th> <th>Loss</th> <th>Factor</th> <th>Factor</th> <th>cm</th> <th>deg</th> </tr> <tr> <th>MHz</th> <th>dBuV/m</th> <th>dBuV/m</th> <th>dB</th> <th>dBuV</th> <th>dB/m</th> <th>dB</th> <th>dB</th> <th>dB</th> <th>cm</th> <th>deg</th> </tr> </thead> <tbody> <tr> <td>1</td> <td>5088.66</td> <td>59.59</td> <td>74.00</td> <td>-14.41</td> <td>43.27</td> <td>34.97</td> <td>10.60</td> <td>29.25</td> <td>0.00</td> <td>339</td> <td>72 PEAK</td> </tr> </tbody> </table>	Limit	Read	Ant	Cable	Preamp	Aux	APos	TPos	Remark	Freq	Level	Line	Margin	Level	Factor	Loss	Factor	Factor	cm	deg	MHz	dBuV/m	dBuV/m	dB	dBuV	dB/m	dB	dB	dB	cm	deg	1	5088.66	59.59	74.00	-14.41	43.27	34.97	10.60	29.25	0.00	339	72 PEAK	 <table border="1"> <thead> <tr> <th>Limit</th> <th>Read</th> <th>Ant</th> <th>Cable</th> <th>Preamp</th> <th>Aux</th> <th>APos</th> <th>TPos</th> <th>Remark</th> </tr> <tr> <th>Freq</th> <th>Level</th> <th>Line</th> <th>Margin</th> <th>Level</th> <th>Factor</th> <th>Loss</th> <th>Factor</th> <th>Factor</th> <th>cm</th> <th>deg</th> </tr> <tr> <th>MHz</th> <th>dBuV/m</th> <th>dBuV/m</th> <th>dB</th> <th>dBuV</th> <th>dB/m</th> <th>dB</th> <th>dB</th> <th>dB</th> <th>cm</th> <th>deg</th> </tr> </thead> <tbody> <tr> <td>1</td> <td>5300.00</td> <td>109.92</td> <td>-----</td> <td>-----</td> <td>93.45</td> <td>35.17</td> <td>10.76</td> <td>29.46</td> <td>0.00</td> <td>339</td> <td>72 PEAK</td> </tr> </tbody> </table>	Limit	Read	Ant	Cable	Preamp	Aux	APos	TPos	Remark	Freq	Level	Line	Margin	Level	Factor	Loss	Factor	Factor	cm	deg	MHz	dBuV/m	dBuV/m	dB	dBuV	dB/m	dB	dB	dB	cm	deg	1	5300.00	109.92	-----	-----	93.45	35.17	10.76	29.46	0.00	339	72 PEAK
	Limit	Read	Ant	Cable	Preamp	Aux	APos	TPos	Remark																																																																															
Freq	Level	Line	Margin	Level	Factor	Loss	Factor	Factor	cm	deg																																																																														
MHz	dBuV/m	dBuV/m	dB	dBuV	dB/m	dB	dB	dB	cm	deg																																																																														
1	5088.66	59.59	74.00	-14.41	43.27	34.97	10.60	29.25	0.00	339	72 PEAK																																																																													
Limit	Read	Ant	Cable	Preamp	Aux	APos	TPos	Remark																																																																																
Freq	Level	Line	Margin	Level	Factor	Loss	Factor	Factor	cm	deg																																																																														
MHz	dBuV/m	dBuV/m	dB	dBuV	dB/m	dB	dB	dB	cm	deg																																																																														
1	5300.00	109.92	-----	-----	93.45	35.17	10.76	29.46	0.00	339	72 PEAK																																																																													
Avg	 <table border="1"> <thead> <tr> <th>Limit</th> <th>Read</th> <th>Ant</th> <th>Cable</th> <th>Preamp</th> <th>Aux</th> <th>APos</th> <th>TPos</th> <th>Remark</th> </tr> <tr> <th>Freq</th> <th>Level</th> <th>Line</th> <th>Margin</th> <th>Level</th> <th>Factor</th> <th>Loss</th> <th>Factor</th> <th>Factor</th> <th>cm</th> <th>deg</th> </tr> <tr> <th>MHz</th> <th>dBuV/m</th> <th>dBuV/m</th> <th>dB</th> <th>dBuV</th> <th>dB/m</th> <th>dB</th> <th>dB</th> <th>dB</th> <th>cm</th> <th>deg</th> </tr> </thead> <tbody> <tr> <td>1</td> <td>5063.42</td> <td>47.48</td> <td>54.00</td> <td>-6.52</td> <td>31.19</td> <td>34.94</td> <td>10.59</td> <td>29.24</td> <td>0.00</td> <td>339</td> <td>72 AVERAGE</td> </tr> </tbody> </table>	Limit	Read	Ant	Cable	Preamp	Aux	APos	TPos	Remark	Freq	Level	Line	Margin	Level	Factor	Loss	Factor	Factor	cm	deg	MHz	dBuV/m	dBuV/m	dB	dBuV	dB/m	dB	dB	dB	cm	deg	1	5063.42	47.48	54.00	-6.52	31.19	34.94	10.59	29.24	0.00	339	72 AVERAGE	 <table border="1"> <thead> <tr> <th>Limit</th> <th>Read</th> <th>Ant</th> <th>Cable</th> <th>Preamp</th> <th>Aux</th> <th>APos</th> <th>TPos</th> <th>Remark</th> </tr> <tr> <th>Freq</th> <th>Level</th> <th>Line</th> <th>Margin</th> <th>Level</th> <th>Factor</th> <th>Loss</th> <th>Factor</th> <th>Factor</th> <th>cm</th> <th>deg</th> </tr> <tr> <th>MHz</th> <th>dBuV/m</th> <th>dBuV/m</th> <th>dB</th> <th>dBuV</th> <th>dB/m</th> <th>dB</th> <th>dB</th> <th>dB</th> <th>cm</th> <th>deg</th> </tr> </thead> <tbody> <tr> <td>1</td> <td>5300.00</td> <td>102.04</td> <td>-----</td> <td>-----</td> <td>85.57</td> <td>35.17</td> <td>10.76</td> <td>29.46</td> <td>0.00</td> <td>339</td> <td>72 AVERAGE</td> </tr> </tbody> </table>	Limit	Read	Ant	Cable	Preamp	Aux	APos	TPos	Remark	Freq	Level	Line	Margin	Level	Factor	Loss	Factor	Factor	cm	deg	MHz	dBuV/m	dBuV/m	dB	dBuV	dB/m	dB	dB	dB	cm	deg	1	5300.00	102.04	-----	-----	85.57	35.17	10.76	29.46	0.00	339	72 AVERAGE
	Limit	Read	Ant	Cable	Preamp	Aux	APos	TPos	Remark																																																																															
Freq	Level	Line	Margin	Level	Factor	Loss	Factor	Factor	cm	deg																																																																														
MHz	dBuV/m	dBuV/m	dB	dBuV	dB/m	dB	dB	dB	cm	deg																																																																														
1	5063.42	47.48	54.00	-6.52	31.19	34.94	10.59	29.24	0.00	339	72 AVERAGE																																																																													
Limit	Read	Ant	Cable	Preamp	Aux	APos	TPos	Remark																																																																																
Freq	Level	Line	Margin	Level	Factor	Loss	Factor	Factor	cm	deg																																																																														
MHz	dBuV/m	dBuV/m	dB	dBuV	dB/m	dB	dB	dB	cm	deg																																																																														
1	5300.00	102.04	-----	-----	85.57	35.17	10.76	29.46	0.00	339	72 AVERAGE																																																																													



Mode	5																																												
	Band Edge - R																																												
	U-NII-2A_5.25-5.35_802.11a_CH60_5300MHz																																												
ANT	CDD 16+17																																												
Pol.	Vertical	Fundamental																																											
Peak	<table border="1"> <thead> <tr> <th>Limit</th> <th>Read</th> <th>Ant</th> <th>Cable</th> <th>Preamp</th> <th>Aux</th> <th>APos</th> <th>TPos</th> <th>Remark</th> </tr> <tr> <th>Freq</th> <th>Level</th> <th>Line</th> <th>Margin</th> <th>Level</th> <th>Factor</th> <th>Loss</th> <th>Factor</th> <th>Factor</th> <th>cm</th> <th>deg</th> </tr> <tr> <th>MHz</th> <th>dBuV/m</th> <th>dBuV/m</th> <th>dB</th> <th>dBuV</th> <th>dB/m</th> <th>dB</th> <th>dB</th> <th>dB</th> <th>cm</th> <th>deg</th> </tr> </thead> <tbody> <tr> <td>1 5350.97</td> <td>57.81</td> <td>74.00</td> <td>-16.19</td> <td>41.27</td> <td>35.23</td> <td>10.83</td> <td>29.52</td> <td>0.00</td> <td>339</td> <td>72</td> <td>PEAK</td> </tr> </tbody> </table>	Limit	Read	Ant	Cable	Preamp	Aux	APos	TPos	Remark	Freq	Level	Line	Margin	Level	Factor	Loss	Factor	Factor	cm	deg	MHz	dBuV/m	dBuV/m	dB	dBuV	dB/m	dB	dB	dB	cm	deg	1 5350.97	57.81	74.00	-16.19	41.27	35.23	10.83	29.52	0.00	339	72	PEAK	Blank
Limit	Read	Ant	Cable	Preamp	Aux	APos	TPos	Remark																																					
Freq	Level	Line	Margin	Level	Factor	Loss	Factor	Factor	cm	deg																																			
MHz	dBuV/m	dBuV/m	dB	dBuV	dB/m	dB	dB	dB	cm	deg																																			
1 5350.97	57.81	74.00	-16.19	41.27	35.23	10.83	29.52	0.00	339	72	PEAK																																		
Avg	<table border="1"> <thead> <tr> <th>Limit</th> <th>Read</th> <th>Ant</th> <th>Cable</th> <th>Preamp</th> <th>Aux</th> <th>APos</th> <th>TPos</th> <th>Remark</th> </tr> <tr> <th>Freq</th> <th>Level</th> <th>Line</th> <th>Margin</th> <th>Level</th> <th>Factor</th> <th>Loss</th> <th>Factor</th> <th>Factor</th> <th>cm</th> <th>deg</th> </tr> <tr> <th>MHz</th> <th>dBuV/m</th> <th>dBuV/m</th> <th>dB</th> <th>dBuV</th> <th>dB/m</th> <th>dB</th> <th>dB</th> <th>dB</th> <th>cm</th> <th>deg</th> </tr> </thead> <tbody> <tr> <td>1 5350.01</td> <td>47.14</td> <td>54.00</td> <td>-6.86</td> <td>30.60</td> <td>35.23</td> <td>10.83</td> <td>29.52</td> <td>0.00</td> <td>339</td> <td>72</td> <td>AVERAGE</td> </tr> </tbody> </table>	Limit	Read	Ant	Cable	Preamp	Aux	APos	TPos	Remark	Freq	Level	Line	Margin	Level	Factor	Loss	Factor	Factor	cm	deg	MHz	dBuV/m	dBuV/m	dB	dBuV	dB/m	dB	dB	dB	cm	deg	1 5350.01	47.14	54.00	-6.86	30.60	35.23	10.83	29.52	0.00	339	72	AVERAGE	Blank
Limit	Read	Ant	Cable	Preamp	Aux	APos	TPos	Remark																																					
Freq	Level	Line	Margin	Level	Factor	Loss	Factor	Factor	cm	deg																																			
MHz	dBuV/m	dBuV/m	dB	dBuV	dB/m	dB	dB	dB	cm	deg																																			
1 5350.01	47.14	54.00	-6.86	30.60	35.23	10.83	29.52	0.00	339	72	AVERAGE																																		



Mode	5																																																																																																
	Harmonic																																																																																																
	U-NII-2A_5.25-5.35_802.11a_CH60_5300MHz																																																																																																
ANT	CDD 16+17																																																																																																
Pol.	Horizontal	Vertical																																																																																															
Peak Avg	<table border="1"> <thead> <tr> <th>Limit</th> <th>Read</th> <th>Ant</th> <th>Cable</th> <th>Preamp</th> <th>Aux</th> <th>APos</th> <th>TPos</th> <th>Remark</th> </tr> <tr> <th>Freq</th> <th>Level</th> <th>Line</th> <th>Margin</th> <th>Level</th> <th>Factor</th> <th>Loss</th> <th>Factor</th> <th>Factor</th> </tr> <tr> <th>MHz</th> <th>dBuV/m</th> <th>dBuV/m</th> <th>dB</th> <th>dBuV</th> <th>dB/m</th> <th>dB</th> <th>dB</th> <th>cm</th> <th>deg</th> </tr> </thead> <tbody> <tr> <td>1</td> <td>10600.00</td> <td>51.42</td> <td>74.00</td> <td>-22.58</td> <td>63.54</td> <td>38.40</td> <td>15.68</td> <td>66.20</td> <td>0.00</td> <td>100</td> <td>94</td> <td>PEAK</td> </tr> <tr> <td>2</td> <td>10600.00</td> <td>40.63</td> <td>54.00</td> <td>-13.37</td> <td>52.74</td> <td>38.40</td> <td>15.69</td> <td>66.20</td> <td>0.00</td> <td>100</td> <td>94</td> <td>AVERAGE</td> </tr> </tbody> </table>	Limit	Read	Ant	Cable	Preamp	Aux	APos	TPos	Remark	Freq	Level	Line	Margin	Level	Factor	Loss	Factor	Factor	MHz	dBuV/m	dBuV/m	dB	dBuV	dB/m	dB	dB	cm	deg	1	10600.00	51.42	74.00	-22.58	63.54	38.40	15.68	66.20	0.00	100	94	PEAK	2	10600.00	40.63	54.00	-13.37	52.74	38.40	15.69	66.20	0.00	100	94	AVERAGE	<table border="1"> <thead> <tr> <th>Limit</th> <th>Read</th> <th>Ant</th> <th>Cable</th> <th>Preamp</th> <th>Aux</th> <th>APos</th> <th>TPos</th> <th>Remark</th> </tr> <tr> <th>Freq</th> <th>Level</th> <th>Line</th> <th>Margin</th> <th>Level</th> <th>Factor</th> <th>Loss</th> <th>Factor</th> <th>Factor</th> </tr> <tr> <th>MHz</th> <th>dBuV/m</th> <th>dBuV/m</th> <th>dB</th> <th>dBuV</th> <th>dB/m</th> <th>dB</th> <th>dB</th> <th>cm</th> <th>deg</th> </tr> </thead> <tbody> <tr> <td>1</td> <td>10600.00</td> <td>50.05</td> <td>74.00</td> <td>-23.95</td> <td>62.17</td> <td>38.40</td> <td>15.68</td> <td>66.20</td> <td>0.00</td> <td>100</td> <td>360</td> <td>PEAK</td> </tr> </tbody> </table>	Limit	Read	Ant	Cable	Preamp	Aux	APos	TPos	Remark	Freq	Level	Line	Margin	Level	Factor	Loss	Factor	Factor	MHz	dBuV/m	dBuV/m	dB	dBuV	dB/m	dB	dB	cm	deg	1	10600.00	50.05	74.00	-23.95	62.17	38.40	15.68	66.20	0.00	100	360	PEAK
Limit	Read	Ant	Cable	Preamp	Aux	APos	TPos	Remark																																																																																									
Freq	Level	Line	Margin	Level	Factor	Loss	Factor	Factor																																																																																									
MHz	dBuV/m	dBuV/m	dB	dBuV	dB/m	dB	dB	cm	deg																																																																																								
1	10600.00	51.42	74.00	-22.58	63.54	38.40	15.68	66.20	0.00	100	94	PEAK																																																																																					
2	10600.00	40.63	54.00	-13.37	52.74	38.40	15.69	66.20	0.00	100	94	AVERAGE																																																																																					
Limit	Read	Ant	Cable	Preamp	Aux	APos	TPos	Remark																																																																																									
Freq	Level	Line	Margin	Level	Factor	Loss	Factor	Factor																																																																																									
MHz	dBuV/m	dBuV/m	dB	dBuV	dB/m	dB	dB	cm	deg																																																																																								
1	10600.00	50.05	74.00	-23.95	62.17	38.40	15.68	66.20	0.00	100	360	PEAK																																																																																					