



# FCC RF Test Report

**APPLICANT** : Xiaomi Communications Co., Ltd.  
**EQUIPMENT** : Mobile Phone  
**BRAND NAME** : XIAOMI  
**MODEL NAME** : 2201123G  
**FCC ID** : 2AFZZ123G  
**STANDARD** : 47 CFR Part 2, 22, 27  
**CLASSIFICATION** : PCS Licensed Transmitter Held to Ear (PCE)  
**TEST DATE(S)** : Nov. 16, 2021 ~ Dec. 09, 2021

We, Sporton International (Kunshan) Inc., would like to declare that the tested sample has been evaluated in accordance with the procedures given in ANSI C63.26-2015 and shown compliance with the applicable technical standards.

This report contains data that were produced under subcontract by Sporton International (ShenZhen) Inc.

The test results in this report apply exclusively to the tested model / sample. Without written approval of Sporton International (Kunshan) Inc., the test report shall not be reproduced except in full.

Reviewed by: Jason Jia / Supervisor

Approved by: Alex Wang / Manager



**Sporton International (Kunshan) Inc.**

**No. 1098, Pengxi North Road, Kunshan Economic Development Zone Jiangsu Province 215300  
People's Republic of China**



TABLE OF CONTENTS

REVISION HISTORY...3
SUMMARY OF TEST RESULT...4
1 GENERAL DESCRIPTION...5
1.1 Applicant...5
1.2 Manufacturer...5
1.3 Product Feature of Equipment Under Test...5
1.4 Product Specification of Equipment Under Test...6
1.5 Modification of EUT...7
1.6 Maximum ERP/EIRP Power and Emission Designator...7
1.7 Testing Location...9
1.8 Test Software...9
1.9 Applicable Standards...9
2 TEST CONFIGURATION OF EQUIPMENT UNDER TEST...10
2.1 Test Mode...10
2.2 Connection Diagram of Test System...12
2.3 Support Unit used in test configuration and system...12
2.4 Measurement Results Explanation Example...12
2.5 Frequency List of Low/Middle/High Channels...13
3 CONDUCTED TEST ITEMS...16
3.1 Measuring Instruments...16
3.2 Test Setup...16
3.3 Test Result of Conducted Test...16
3.4 Conducted Output Power and ERP/EIRP...17
3.5 Peak-to-Average Ratio...18
3.6 Occupied Bandwidth...19
3.7 Conducted Band Edge...20
3.8 Conducted Spurious Emission...22
3.9 Frequency Stability...23
4 RADIATED TEST ITEMS...24
4.1 Measuring Instruments...24
4.2 Test Setup...24
4.3 Test Result of Radiated Test...25
4.4 Radiated Spurious Emission...26
5 LIST OF MEASURING EQUIPMENT...27
6 UNCERTAINTY OF EVALUATION...28
APPENDIX A. TEST RESULTS OF CONDUCTED TEST
APPENDIX B. TEST RESULTS OF RADIATED TEST
APPENDIX C. TEST SETUP PHOTOGRAPHS





## SUMMARY OF TEST RESULT

Report Section	FCC Rule	Description	Limit	Result	Remark
3.4	§2.1046	Conducted Output Power	Reporting Only	PASS	-
	§22.913(a)(5)	Effective Radiated Power (5G NR n5)	ERP < 7 Watt		
	§24.232(c) §27.50(h)(2)	Equivalent Isotropic Radiated Power (5G NR n7, n41, n38)	EIRP < 2Watt		
	§27.50(d)(4)	Equivalent Isotropic Radiated Power (5G NR n66)	EIRP < 1Watt		
3.5	N/A	Peak-to-Average Ratio	<13 dB	PASS	-
3.6	§2.1049	Occupied Bandwidth	Reporting Only	PASS	-
3.7	§2.1051 §22.917(a) §27.53(h)	Conducted Band Edge Measurement (5G NR n5) (5G NR n66)	< 43+10log <sub>10</sub> (P[Watts])	PASS	-
	§27.53(m)(4)	Conducted Band Edge Measurement (5G NR n7, n41, n38)	§27.53(m)(4)		
3.8	§2.1051 §22.917(a) §27.53(h)	Conducted Spurious Emission (5G NR n5) (5G NR n66)	< 43+10log <sub>10</sub> (P[Watts])	PASS	-
	§2.1051 §27.53(m)(4)	Conducted Spurious Emission (5G NR n7, n41, n38)	< 55+10log <sub>10</sub> (P[Watts])		
3.9	§2.1055 §22.355	Frequency Stability Temperature & Voltage	< 2.5 ppm for Part 22	PASS	-
	§24.235 §27.54		Within Authorized Band		
4.4	§2.1053 §22.917(a) §27.53(h)	Radiated Spurious Emission (5G NR n5) (5G NR n66)	< 43+10log <sub>10</sub> (P[Watts])	PASS	Under limit 21.82 dB at 7576.000 MHz
	§2.1053 §27.53(m)(4)	Radiated Spurious Emission (5G NR n7, n41, n38)	< 55+10log <sub>10</sub> (P[Watts])		

<b>Declaration of Conformity:</b>
The test results with all measurement uncertainty excluded are presented in accordance with the regulation limits or requirements declared by manufacturers.
<b>Comments and Explanations:</b>
The declared of product specification for EUT presented in the report are provided by the manufacturer, and the manufacturer takes all the responsibilities for the accuracy of product specification.



# 1 General Description

## 1.1 Applicant

Xiaomi Communications Co., Ltd.

#019, 9th Floor, Building 6, 33 Xi'erqi Middle Road, Haidian District, Beijing, China, 100085

## 1.2 Manufacturer

Xiaomi Communications Co., Ltd.

#019, 9th Floor, Building 6, 33 Xi'erqi Middle Road, Haidian District, Beijing, China, 100085

## 1.3 Product Feature of Equipment Under Test

Product Feature	
Equipment	Mobile Phone
Brand Name	XIAOMI
Model Name	2201123G
FCC ID	2AFZZ123G
IMEI Code	Conducted : 860978050060876 Radiation : 860978050061858/860978050061866
HW Version	P2.1
SW Version	MIUI13
EUT Stage	Identical Prototype

Remark: Only 5G NR bands are tested in this report, all the other RF bands are tested in the other reports separately.



### 1.4 Product Specification of Equipment Under Test

Standards-related Product Specification	
<b>Tx Frequency</b>	5G NR n5 : 824 MHz ~ 849 MHz 5G NR n7 : 2500 MHz ~ 2570 MHz 5G NR n38 : 2570 MHz ~ 2620 MHz 5G NR n41 : 2496 MHz ~ 2690 MHz 5G NR n66 : 1710 MHz ~ 1780 MHz
<b>Rx Frequency</b>	5G NR n5 : 869 MHz ~ 894 MHz 5G NR n7 : 2620 MHz ~ 2690 MHz 5G NR n38 : 2570 MHz ~ 2620 MHz 5G NR n41 : 2496 MHz ~ 2690 MHz 5G NR n66 : 2110 MHz~ 2200 MHz
<b>SCS</b>	n5, n7, n66: 15kHz n38, n41: 30kHz
<b>Bandwidth</b>	n5: 5MHz / 10MHz / 15MHz / 20MHz n7: 5MHz / 10MHz / 15MHz / 20MHz / 25MHz / 30MHz / 40MHz n38 : 10MHz / 15MHz / 20MHz / 30MHz / 40MHz n41: 20MHz / 30MHz / 40MHz / 50MHz / 60MHz / 70MHz / 80MHz / 90MHz / 100MHz n66: 5MHz / 10MHz / 15MHz / 20MHz / 30MHz / 40MHz
<b>Antenna Gain</b>	<b>&lt;Ant. 0&gt;</b> 5G NR n5 : -4.1 dBi 5G NR n7 : -8.8 dBi 5G NR n38 : -9.3 dBi 5G NR n41 : -9.0 dBi 5G NR n66 : -10.7 dBi <b>&lt;Ant. 1&gt;</b> 5G NR n5 : -4.8 dBi <b>&lt;Ant. 3&gt;</b> 5G NR n7 : -2.0 dBi 5G NR n38 : -2.2 dBi 5G NR n41 : -2.0 dBi 5G NR n66 : -3.8 dBi <b>&lt;Ant. 4&gt;</b> 5G NR n7 : -1.6 dBi 5G NR n38 : -1.6 dBi 5G NR n41 : -1.6 dBi 5G NR n66 : -1.6 dBi <b>&lt;Ant. 5&gt;</b> 5G NR n7 : -7.2 dBi 5G NR n38 : -6.8 dBi 5G NR n41 : -7.2 dBi 5G NR n66 : -4.0 dBi
<b>Type of Modulation</b>	DFT-s-OFDM (PI/2 BPSK / QPSK / 16QAM / 64QAM / 256QAM) CP-OFDM (QPSK / 16QAM / 64QAM / 256QAM)

**Note:**

1. The maximum ERP/EIRP is calculated from max output power and antenna gain, only the maximum ERP/EIRP is shown in the report: 5G NR n5 for Ant. 0 and n7/n38/n41/n66 for Ant.4.
2. 5G NR Bands support SA and NSA mode. The whole testing has assessed SA mode for n5/n38/n41 and NSA mode for n7/n66 by referring to the higher conducted power for conducted test items.



3. For NSA mode of all EN-DC combination, we only show the combination of the maximum power among all NSA combinations in the report.
4. The EN-DC mode combination could be referred to the product spec.

### 1.5 Modification of EUT

No modifications are made to the EUT during all test items.

### 1.6 Maximum ERP/EIRP Power and Emission Designator

5G NR n5		PI/2 BPSK / QPSK		16QAM / 64QAM / 256QAM	
BW (MHz)	Frequency Range (MHz)	Maximum ERP(W)	Emission Designator (99%OBW)	Maximum ERP(W)	Emission Designator (99%OBW)
5	826.5 ~ 846.5	0.0684	4M48G7D	0.0558	4M50W7D
10	829.0 ~ 844.0	0.0697	9M28G7D	0.0558	9M29W7D
15	831.0 ~ 844.0	0.0711	14M1G7D	0.0565	14M1W7D
20	834.0 ~ 839.0	0.0716	18M9G7D	0.0577	18M9W7D

5G NR n7 (EN DC_5A-n7A)		PI/2 BPSK / QPSK		16QAM / 64QAM / 256QAM	
BW (MHz)	Frequency Range (MHz)	Maximum EIRP(W)	Emission Designator (99%OBW)	Maximum EIRP(W)	Emission Designator (99%OBW)
5	2502.5 ~ 2567.5	0.1845	4M48G7D	0.1549	4M50W7D
10	2505.0 ~ 2565.0	0.1862	9M29G7D	0.1521	9M30W7D
15	2507.5 ~ 2562.5	0.1778	14M1G7D	0.1517	14M1W7D
20	2510.0 ~ 2560.0	0.1897	18M9G7D	0.1581	19M0W7D
25	2512.5 ~ 2557.5	0.1932	23M7G7D	0.1556	23M8W7D
30	2515.0 ~ 2555.0	0.1945	28M6G7D	0.1549	28M6W7D
40	2520.0 ~ 2550.0	0.2104	38M7G7D	0.1687	38M6W7D

5G NR n38		PI/2 BPSK / QPSK		16QAM / 64QAM / 256QAM	
BW (MHz)	Frequency Range (MHz)	Maximum EIRP(W)	Emission Designator (99%OBW)	Maximum EIRP(W)	Emission Designator (99%OBW)
10	2575.0 ~ 2615.0	0.1862	8M60G7D	0.1531	8M59W7D
15	2577.5 ~ 2612.5	0.1959	13M6G7D	0.1644	13M6W7D
20	2580.0 ~ 2610.0	0.1977	18M2G7D	0.1633	18M2W7D
30	2585.0 ~ 2605.0	0.2028	27M8G7D	0.1722	27M9W7D
40	2590.0 ~ 2600.0	0.2018	37M8G7D	0.1656	37M9W7D



5G NR n41		PI/2 BPSK / QPSK		16QAM / 64QAM / 256QAM	
BW (MHz)	Frequency Range (MHz)	Maximum EIRP(W)	Emission Designator (99%OBW)	Maximum EIRP(W)	Emission Designator (99%OBW)
20	2506.02 ~ 2679.99	0.2032	18M2G7D	0.1690	18M2W7D
30	2511.00 ~ 2674.98	0.2080	27M8G7D	0.1730	27M9W7D
40	2516.01 ~ 2670.00	0.2128	37M8G7D	0.1770	37M9W7D
50	2521.02 ~ 2664.99	0.2051	47M4G7D	0.1754	47M5W7D
60	2526.00 ~ 2659.98	0.2046	57M9G7D	0.1714	57M9W7D
70	2531.01 ~ 2655.00	0.2046	67M5G7D	0.1722	67M6W7D
80	2536.02 ~ 2649.99	0.2065	77M3G7D	0.1694	77M5W7D
90	2541.00 ~ 2644.98	0.2065	87M4G7D	0.1734	87M6W7D
100	2546.01 ~ 2640.00	0.2123	97M4G7D	0.1811	97M5W7D

5G NR n66 (EN DC_5A-n66A)		PI/2 BPSK / QPSK		16QAM / 64QAM / 256QAM	
BW (MHz)	Frequency Range (MHz)	Maximum EIRP(W)	Emission Designator (99%OBW)	Maximum EIRP(W)	Emission Designator (99%OBW)
5	1712.5 ~ 1777.5	0.2084	4M49G7D	0.1734	4M49W7D
10	1715.0 ~ 1775.0	0.2143	9M28G7D	0.1746	9M29W7D
15	1717.5 ~ 1772.5	0.2249	14M1G7D	0.1977	14M1W7D
20	1720.0 ~ 1770.0	0.2228	18M9G7D	0.1936	19M0W7D
30	1725.0 ~ 1765.0	0.2158	28M5G7D	0.1816	28M6W7D
40	1730.0 ~ 1760.0	0.2239	38M6G7D	0.1782	38M5W7D

Note:

1. 5G NR Band n41 overlaps the entire frequency range of Band n38. Therefore, the conducted test results provided in this report covers Band n41(20M/30M/40M) as well as Band n38(20M/30M/40M).
2. All modulations have been tested, only the worst test results of PSK & QAM are shown in the report.





### 1.7 Testing Location

Sporton International (Kunshan) Inc. is accredited to ISO/IEC 17025:2017 by American Association for Laboratory Accreditation with Certificate Number 5145.02.

<b>Test Firm</b>	Sporton International (Kunshan) Inc.		
<b>Test Site Location</b>	No. 1098, Pengxi North Road, Kunshan Economic Development Zone Jiangsu Province 215300 People's Republic of China TEL : +86-512-57900158 FAX : +86-512-57900958		
<b>Test Site No.</b>	<b>Sporton Site No.</b>	<b>FCC Designation No.</b>	<b>FCC Test Firm Registration No.</b>
	03CH04-KS	CN1257	314309

Sporton International (Shenzhen) Inc. is accredited to ISO/IEC 17025:2017 by American Association for Laboratory Accreditation with Certificate Number 5145.01.

<b>Test Firm</b>	Sporton International (Shenzhen) Inc.		
<b>Test Site Location</b>	1/F, 2/F, Bldg 5, Shiling Industrial Zone, Xinwei Village, Xili, Nanshan, Shenzhen, 518055 People's Republic of China TEL: +86-755-86379589 FAX: +86-755-86379595		
<b>Test Site No.</b>	<b>Sporton Site No.</b>	<b>FCC Designation No.</b>	<b>FCC Test Firm Registration No.</b>
	TH01-SZ	CN1256	421272

Test data subcontracted: Conducted test case in section 3 of this report

### 1.8 Test Software

Item	Site	Manufacturer	Name	Version
1.	03CH04-KS	AUDIX	E3	6.2009-8-24a

### 1.9 Applicable Standards

According to the specifications of the manufacturer, the EUT must comply with the requirements of the following standards:

- ♦ 47 CFR Part 2, 22, 27
- ♦ ANSI C63.26-2015
- ♦ FCC KDB 971168 D01 Power Meas License Digital Systems v03r01
- ♦ FCC KDB 412172 D01 Determining ERP and EIRP v01r01

**Remark:** All test items were verified and recorded according to the standards and without any deviation during the test.

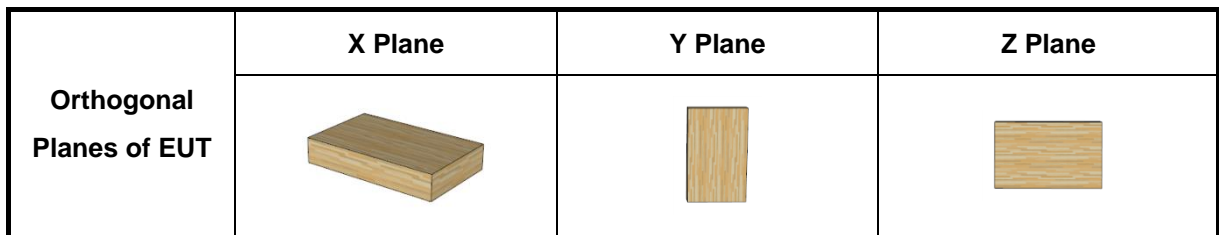
## 2 Test Configuration of Equipment Under Test

### 2.1 Test Mode

Antenna port conducted and radiated test items are performed according to KDB 971168 D01 Power Meas License Digital Systems v03r01 with maximum output power.

For radiated measurement, pre-scanned in three orthogonal panels, X, Y, Z. The worst cases (Y plane) were recorded in this report.

The device is investigated from 30MHz to 10 times of fundamental signal for radiated spurious emission test under different RB size/offset and modulations in exploratory test. Subsequently, only the worst case emissions are reported.

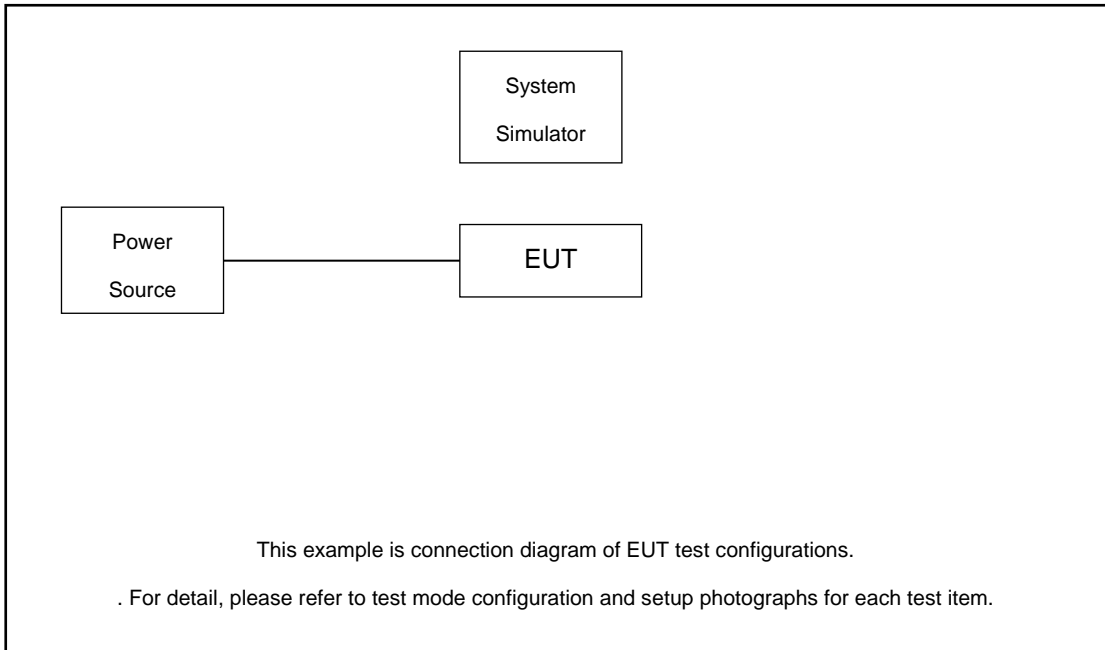


Test Items	5G NR	Bandwidth (MHz)									Modulation					RB #		Test Channel		
		5	10	15	20	25	30	40	50-90	100	PI/2 BPSK	QPSK	16QAM	64QAM	256QAM	1	Full	L	M	H
Max. Output Power	n5	v	v	v	v	-	-	-	-	-	v	v	v	v	v	v	v	v	v	v
	n7	v	v	v	v	v	v	v	-	-	v	v	v	v	v	v	v	v	v	v
	n38	-	v	v	v	-	v	v	-	-	v	v	v	v	v	v	v	v	v	v
	n41	-	-	-	v	-	v	v	v	v	v	v	v	v	v	v	v	v	v	v
	n66	v	v	v	v	-	v	v	-	-	v	v	v	v	v	v	v	v	v	v
Peak-to-Average Ratio	n5				v		-	-	-	-		v				v	v	v	v	v
	n7				v				-	-		v				v	v	v	v	v
	n38	-	v									v				v	v	v	v	v
	n41	-	-	-	v							v				v	v	v	v	v
	n66				v				-	-		v				v	v	v	v	v
26dB and 99% Bandwidth	n5	v	v	v	v		-	-	-	-		v	v	v	v		v		v	
	n7	v	v	v	v	v	v	v	-	-		v	v	v	v		v		v	
	n38	-	v	v								v	v	v	v		v		v	
	n41	-	-	-	v		v	v	v	v		v	v	v	v		v		v	
	n66	v	v	v	v		v	v	-	-		v	v	v	v		v		v	
Conducted Band Edge	n5	v	v		v		-	-	-	-		v				v	v	v		v
	n7	v			v			v	-	-		v				v	v	v		v
	n38	-	v	v								v				v	v	v		v
	n41	-	-	-	v				v	v		v				v	v	v		v
	n66	v			v			v	-	-		v				v	v	v		v



Test Items	5G NR	Bandwidth (MHz)									Modulation					RB #		Test Channel		
		5	10	15	20	25	30	40	50-90	100	PI/2 BPSK	QPSK	16QAM	64QAM	256QAM	1	Full	L	M	H
Conducted Spurious Emission	n5	v	v		v	-	-	-	-	-		v				v		v	v	v
	n7	v			v			v	-	-		v				v		v	v	v
	n38	-	v	v								v				v		v	v	v
	n41	-	-	-	v				v	v		v				v		v	v	v
	n66	v			v				v	-	-		v			v		v	v	v
Frequency Stability	n5				v	-	-	-	-	-		v				v		v		
	n7				v		-	-	-	-		v				v		v		
	n38	-			v							v				v		v		
	n41	-	-	-	v							v				v		v		
	n66				v				-	-		v				v		v		
E.R.P / E.I.R.P	n5	v	v	v	v	-	-	-	-	-	v	v	v	v	v	v	v	v	v	v
	n7	v	v	v	v	v	v	v	-	-	v	v	v	v	v	v	v	v	v	v
	n38	-	v	v	v	-	v	v	-	-	v	v	v	v	v	v	v	v	v	v
	n41	-	-	-	v	-	v	v	v	v	v	v	v	v	v	v	v	v	v	v
	n66	v	v	v	v	-	v	v	-	-	v	v	v	v	v	v	v	v	v	v
Radiated Spurious Emission	n5	Worst Case																	v	
	n7	Worst Case																	v	
	n38	Worst Case																	v	
	n41	Worst Case																	v	
	n66	Worst Case																	v	
Note	<ol style="list-style-type: none"> <li>The mark "v" means that this configuration is chosen for testing</li> <li>The mark "-" means that this bandwidth is not supported.</li> <li>The device is investigated from 30MHz to 10 times of fundamental signal for radiated spurious emission test under different RB size/offset and modulations in exploratory test. Subsequently, only the worst case emissions are reported.</li> <li>Based on engineering evaluation, only the worst modulations test results are shown in the report.</li> </ol>																			

## 2.2 Connection Diagram of Test System



## 2.3 Support Unit used in test configuration and system

Item	Equipment	Trade Name	Model No.	FCC ID	Data Cable	Power Cord
1.	DC Power Supply	GW	GPS-3030D	N/A	N/A	Unshielded, 1.8 m
2.	LTE Base Station	Anritsu	MT8821C	N/A	N/A	Unshielded, 1.8 m
3.	NR Base Station	Anritsu	MT8000A	N/A	N/A	Unshielded, 1.8 m

## 2.4 Measurement Results Explanation Example

### For all conducted test items:

The offset level is set in the spectrum analyzer to compensate the RF cable loss and attenuator factor between EUT conducted output port and spectrum analyzer. With the offset compensation, the spectrum analyzer reading level is exactly the EUT RF output level.

The spectrum analyzer offset is derived from RF cable loss and attenuator factor.

*Offset = RF cable loss + attenuator factor.*

Following shows an offset computation example with cable loss 2.08 dB and 10dB attenuator.

Example :

$$\begin{aligned} \text{Offset}(dB) &= \text{RF cable loss}(dB) + \text{attenuator factor}(dB). \\ &= 2.08 + 10 = 12.08 \text{ (dB)} \end{aligned}$$



### 2.5 Frequency List of Low/Middle/High Channels

5G NR n5 Channel and Frequency List				
BW [MHz]	Channel/Frequency(MHz)	Lowest	Middle	Highest
20	Channel	175800	176300	176800
	Frequency	834	836.5	839
15	Channel	175300	176300	177300
	Frequency	831.5	836.5	841.5
10	Channel	174800	176300	177800
	Frequency	829	836.5	844
5	Channel	174300	176300	178300
	Frequency	826.5	836.5	846.5

5G NR n7 Channel and Frequency List				
BW [MHz]	Channel/Frequency(MHz)	Lowest	Middle	Highest
40	Channel	528000	531000	534000
	Frequency	2520	2535	2550
30	Channel	527000	531000	535000
	Frequency	2515	2535	2555
25	Channel	526500	531000	535500
	Frequency	2512.5	2535	2557.5
20	Channel	526000	531000	536000
	Frequency	2510	2535	2560
15	Channel	525500	531000	536500
	Frequency	2507.5	2535	2562.5
10	Channel	525000	531000	537000
	Frequency	2505	2535	2565
5	Channel	524500	531000	537500
	Frequency	2502.5	2535	2567.5



5G NR n38 Channel and Frequency List				
BW [MHz]	Channel/Frequency(MHz)	Lowest	Middle	Highest
40	Channel	518000	519000	520000
	Frequency	2590	2595	2600
30	Channel	517000	519000	521000
	Frequency	2585	2595	2605
20	Channel	516000	519000	522000
	Frequency	2580	2595	2610
15	Channel	515500	519000	522500
	Frequency	2577.5	2595	2612.5
10	Channel	515000	519000	523000
	Frequency	2575	2595	2615

5G NR n41 Channel and Frequency List				
BW [MHz]	Channel/Frequency(MHz)	Lowest	Middle	Highest
100	Channel	509202	518598	528000
	Frequency	2546.01	2592.99	2640
90	Channel	508200	518598	528996
	Frequency	2541	2592.99	2644.98
80	Channel	507204	518598	529998
	Frequency	2536.02	2592.99	2649.99
70	Channel	506202	518598	531000
	Frequency	2531.01	2592.99	2655
60	Channel	505200	518598	531996
	Frequency	2526	2592.99	2659.98
50	Channel	504204	518598	532998
	Frequency	2521.02	2592.99	2664.99
40	Channel	503202	518598	534000
	Frequency	2516.01	2592.99	2670
30	Channel	502200	518598	534996
	Frequency	2511.0	2592.99	2674.98
20	Channel	501204	518598	535998
	Frequency	2506.02	2592.99	2679.99



5G NR n66 Channel and Frequency List				
BW [MHz]	Channel/Frequency(MHz)	Lowest	Middle	Highest
40	Channel	426000	429000	432000
	Frequency	1730	1745	1760
30	Channel	425000	429000	433000
	Frequency	1725	1745	1765
20	Channel	424000	429000	434000
	Frequency	1720	1745	1770
15	Channel	423500	429000	434500
	Frequency	1717.5	1745	1772.5
10	Channel	423000	429000	435000
	Frequency	1715	1745	1775
5	Channel	422500	429000	435500
	Frequency	1712.5	1745	1777.5


### 3 Conducted Test Items

#### 3.1 Measuring Instruments

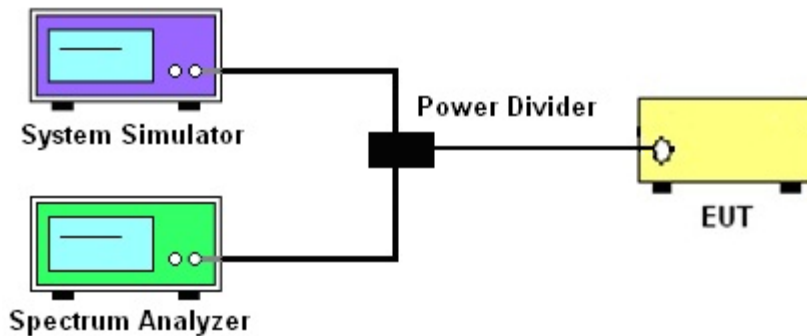
See list of measuring instruments of this test report.

#### 3.2 Test Setup

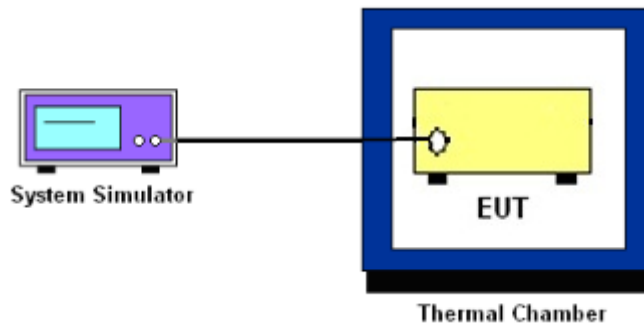
##### 3.2.1 Conducted Output Power



##### 3.2.2 Peak-to-Average Ratio, Occupied Bandwidth ,Conducted Band-Edge and Conducted Spurious Emission



##### 3.2.3 Frequency Stability



### 3.3 Test Result of Conducted Test

Please refer to Appendix A.





### 3.4 Conducted Output Power and ERP/EIRP

#### 3.4.1 Description of the Conducted Output Power Measurement and ERP/EIRP Measurement

A system simulator was used to establish communication with the EUT. Its parameters were set to force the EUT transmitting at maximum output power. The measured power in the radio frequency on the transmitter output terminals shall be reported.

The ERP of mobile transmitters must not exceed 7 Watts for 5G NR n5.

The EIRP of mobile transmitters must not exceed 2 Watts for 5G NR n7, n38 and n41.

The EIRP of mobile transmitters must not exceed 1 Watts for 5G NR n66.

According to KDB 412172 D01 Power Approach,

$EIRP = P_T + G_T - L_C$ ,  $ERP = EIRP - 2.15$ , where

$P_T$  = transmitter output power in dBm

$G_T$  = gain of the transmitting antenna in dBi

$L_C$  = signal attenuation in the connecting cable between the transmitter and antenna in dB

#### 3.4.2 Test Procedures

1. The testing follows ANSI C63.26 Section 5.2
2. The transmitter output port was connected to the system simulator.
3. Set EUT at maximum power through the system simulator.
4. Select lowest, middle, and highest channels for each band and different modulation.
5. Measure and record the power level from the system simulator.



## 3.5 Peak-to-Average Ratio

### 3.5.1 Description of the PAR Measurement

Power Complementary Cumulative Distribution Function (CCDF) curves provide a means for characterizing the power peaks of a digitally modulated signal on a statistical basis. A CCDF curve depicts the probability of the peak signal amplitude exceeding the average power level. Most contemporary measurement instrumentation include the capability to produce CCDF curves for an input signal provided that the instrument's resolution bandwidth can be set wide enough to accommodate the entire input signal bandwidth. In measuring transmissions in this band using an average power technique, the peak-to-average ratio (PAR) of the transmission may not exceed 13 dB.

### 3.5.2 Test Procedures

1. The testing follows ANSI C63.26 Section 5.2.3.4 (CCDF).
2. The EUT was connected to spectrum and system simulator via a power divider.
3. Set the CCDF (Complementary Cumulative Distribution Function) option in spectrum analyzer.
4. The highest RF powers were measured and recorded the maximum PAPR level associated with a probability of 0.1 %.
5. Record the deviation as Peak to Average Ratio.



## 3.6 Occupied Bandwidth

### 3.6.1 Description of Occupied Bandwidth Measurement

The occupied bandwidth is the width of a frequency band such that, below the lower and above the upper frequency limits, the mean powers emitted are each equal to a specified percentage 0.5% of the total mean transmitted power.

The 26 dB emission bandwidth is defined as the frequency range between two points, one above and one below the carrier frequency, at which the spectral density of the emission is attenuated 26 dB below the maximum in-band spectral density of the modulated signal. Spectral density (power per unit bandwidth) is to be measured with a detector of resolution bandwidth equal to approximately 1.0% of the emission bandwidth.

### 3.6.2 Test Procedures

1. The testing follows ANSI C63.26 Section 5.4
2. The EUT was connected to spectrum analyzer and system simulator via a power divider.
3. The spectrum analyzer center frequency is set to the nominal EUT channel center frequency. The span range for the spectrum analyzer shall be between two and five times the anticipated OBW.
4. The nominal resolution bandwidth (RBW) shall be in the range of 1 to 5 % of the anticipated OBW, and the VBW shall be at least 3 times the RBW.
5. Set the detection mode to peak, and the trace mode to max hold.
6. Determine the reference value: Set the EUT to transmit a modulated signal. Allow the trace to stabilize. Set the spectrum analyzer marker to the highest level of the displayed trace. (this is the reference value)
7. Determine the “-26 dB down amplitude” as equal to (Reference Value – X).
8. Place two markers, one at the lowest and the other at the highest frequency of the envelope of the spectral display such that each marker is at or slightly below the “-X dB down amplitude” determined in step 6. If a marker is below this “-X dB down amplitude” value it shall be placed as close as possible to this value. The OBW is the positive frequency difference between the two markers.
9. Use the 99 % power bandwidth function of the spectrum analyzer and report the measured bandwidth.



### 3.7 Conducted Band Edge

#### 3.7.1 Description of Conducted Band Edge Measurement

22.917(a)

For operations in the 824 – 849 MHz band, the FCC limit is  $43 + 10\log_{10}(P[\text{Watts}])$  dB below the transmitter power P(Watts) in a 100kHz bandwidth. However, in the 1MHz bands immediately outside and adjacent to the licensee's frequency block, a resolution bandwidth of at least one percent of the emission bandwidth of the fundamental emission of the transmitter may be employed.

27.53 (h)

For operations in the 1710 – 1755 MHz band, the FCC limit is  $43 + 10\log_{10}(P[\text{Watts}])$  dB below the transmitter power P(Watts) in a 1 MHz bandwidth. However, in the 1MHz bands immediately outside and adjacent to the licensee's frequency block, a resolution bandwidth of at least one percent of the emission bandwidth of the fundamental emission of the transmitter may be employed.

27.53(m)(4)

For mobile digital stations, the attenuation factor shall be not less than  $40 + 10 \log (P)$  dB on all frequencies between the channel edge and 5 megahertz from the channel edge,  $43 + 10 \log (P)$  dB on all frequencies between 5 megahertz and X megahertz from the channel edge, and  $55 + 10 \log (P)$  dB on all frequencies more than X megahertz from the channel edge, where X is the greater of 6 megahertz or the actual emission bandwidth as defined in paragraph (m)(6) of this section. In addition, the attenuation factor shall not be less that  $43 + 10 \log (P)$  dB on all frequencies between 2490.5 MHz and 2496 MHz and  $55 + 10 \log (P)$  dB at or below 2490.5 MHz. Mobile Satellite Service licensees operating on frequencies below 2495 MHz may also submit a documented interference complaint against BRS licensees operating on channel BRS Channel 1 on the same terms and conditions as adjacent channel BRS or EBS licensees.



### 3.7.2 Test Procedures

1. The testing follows ANSI C63.26 section 5.7
2. The EUT was connected to spectrum analyzer and system simulator via a power divider.
3. The band edges of low and high channels for the highest RF powers were measured.
4. Set RBW  $\geq$  1% EBW in the 1MHz band immediately outside and adjacent to the band edge.
5. Beyond the 1 MHz band from the band edge, RBW=1MHz was used.
6. Set spectrum analyzer with RMS detector.
7. The RF fundamental frequency should be excluded against the limit line in the operating frequency band.
8. Checked that all the results comply with the emission limit line.

Example:

The limit line is derived from  $43 + 10\log(P)$ dB below the transmitter power P(Watts)  
= P(W)- [43 + 10log(P)] (dB)  
= [30 + 10log(P)] (dBm) - [43 + 10log(P)] (dB) = -13dBm.

9. For 5G NR n7/n38/n41, the other 40 dB, and 55 dB have additionally applied same calculation above.
10. When using the integration method, the starting frequency of the integration shall be centered at one-half of the RBW away from the band edge.



### 3.8 Conducted Spurious Emission

#### 3.8.1 Description of Conducted Spurious Emission Measurement

The power of any emission outside of the authorized operating frequency ranges must be lower than the transmitter power (P) by a factor of at least  $43 + 10 \log (P)$  dB.

For 5G NR n7/n38/n41:

The power of any emission outside of the authorized operating frequency ranges must be lower than the transmitter power (P) by a factor of at least  $55 + 10 \log (P)$  dB.

It is measured by means of a calibrated spectrum analyzer and scanned from 30 MHz up to a frequency including its 10<sup>th</sup> harmonic.

#### 3.8.2 Test Procedures

1. The testing follows ANSI C63.26 section 5.7
2. The EUT was connected to spectrum analyzer and system simulator via a power divider.
3. The RF output of EUT was connected to the spectrum analyzer by RF cable and attenuator. The path loss was compensated to the results for each measurement.
4. The middle channel for the highest RF power within the transmitting frequency was measured.
5. The conducted spurious emission for the whole frequency range was taken.
6. Make the measurement with the spectrum analyzer's RBW = 1MHz, VBW = 3MHz.
7. Set spectrum analyzer with RMS detector.
8. Taking the record of maximum spurious emission.
9. The RF fundamental frequency should be excluded against the limit line in the operating frequency band.
10. The limit line is derived from  $43 + 10\log(P)$ dB below the transmitter power P(Watts)  
=  $P(W) - [43 + 10\log(P)]$  (dB)  
=  $[30 + 10\log(P)]$  (dBm) -  $[43 + 10\log(P)]$  (dB)  
= -13dBm.
11. For 5G NR n7/n38/n41  
The limit line is derived from  $55 + 10\log(P)$ dB below the transmitter power P(Watts)  
=  $P(W) - [55 + 10\log(P)]$  (dB)  
=  $[30 + 10\log(P)]$  (dBm) -  $[55 + 10\log(P)]$  (dB)  
= -25dBm.



## 3.9 Frequency Stability

### 3.9.1 Description of Frequency Stability Measurement

The frequency stability shall be measured by variation of ambient temperature and variation of primary supply voltage to ensure that the fundamental emission stays within the authorized frequency block. The frequency stability of the transmitter shall be maintained within  $\pm 0.00025\%$  ( $\pm 2.5\text{ppm}$ ) of the center frequency.

### 3.9.2 Test Procedures for Temperature Variation

1. The testing follows ANSI C63.26 section 5.6.4
2. The EUT was set up in the thermal chamber and connected with the system simulator.
3. With power OFF, the temperature was decreased to  $-30^{\circ}\text{C}$  and the EUT was stabilized before testing. Power was applied and the maximum change in frequency was recorded within one minute.
4. With power OFF, the temperature was raised in  $10^{\circ}\text{C}$  step up to  $50^{\circ}\text{C}$ . The EUT was stabilized at each step for at least half an hour. Power was applied and the maximum frequency change was recorded within one minute.

### 3.9.3 Test Procedures for Voltage Variation

1. The testing follows ANSI C63.26 section 5.6.5
2. The EUT was placed in a temperature chamber at  $20\pm 5^{\circ}\text{C}$  and connected with the system simulator.
3. The power supply voltage to the EUT was varied from 85% to 115% of the nominal value for other than hand carried battery equipment.
4. For hand carried, battery powered equipment, reduce the primary ac or dc supply voltage to the battery operating end point, which shall be specified by the manufacturer.
5. The variation in frequency was measured for the worst case.

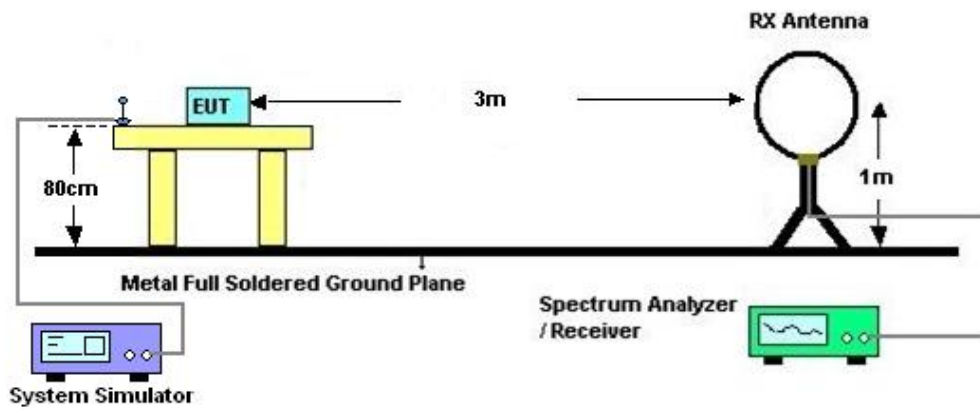
## 4 Radiated Test Items

### 4.1 Measuring Instruments

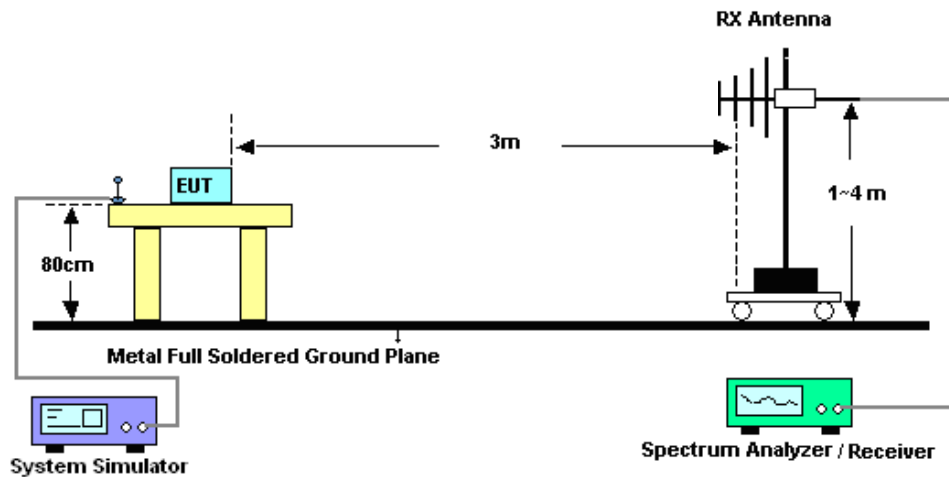
See list of measuring instruments of this test report.

### 4.2 Test Setup

#### 4.2.1 For radiated test below 30MHz

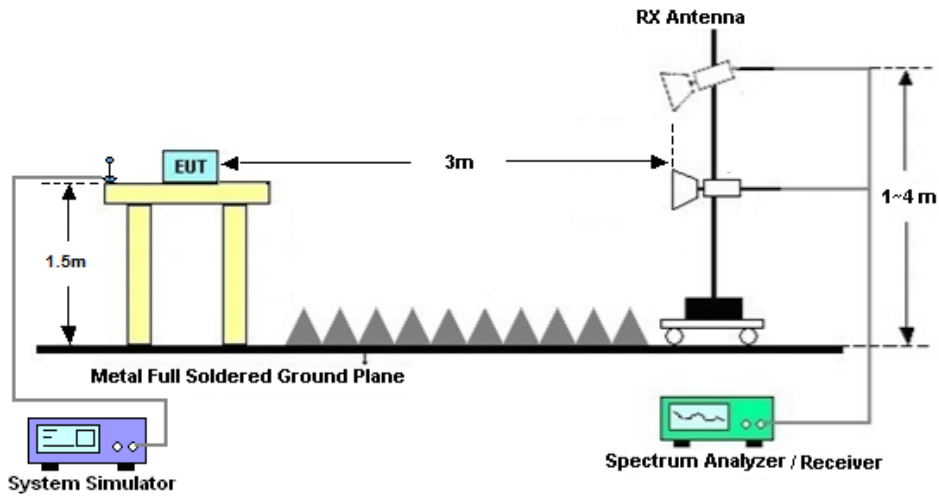


#### 4.2.2 For radiated test from 30MHz to 1GHz





#### 4.2.3 For radiated test above 1GHz



#### 4.3 Test Result of Radiated Test

The low frequency, which started from 9 kHz to 30MHz, was pre-scanned and the result which was 20dB lower than the limit line was not reported.

Please refer to Appendix B.



## 4.4 Radiated Spurious Emission

### 4.4.1 Description of Radiated Spurious Emission

The radiated spurious emission was measured by substitution method according to ANSI C63.26. The power of any emission outside of the authorized operating frequency ranges must be attenuated below the transmitter power (P) by a factor of at least  $43 + 10 \log (P)$  dB.

For 5G NR n7/n38/n41

The power of any emission outside of the authorized operating frequency ranges must be attenuated below the transmitter power (P) by a factor of at least  $55 + 10 \log (P)$  dB.

The spectrum is scanned from 30 MHz up to a frequency including its 10th harmonic.

### 4.4.2 Test Procedures

1. The testing follows ANSI C63.26 Section 5.5
2. The EUT was placed on a turntable with 0.8 meter height for frequency below 1GHz and 1.5 meter height for frequency above 1GHz respectively above ground.
3. The EUT was set 3 meters from the receiving antenna mounted on the antenna tower.
4. The table was rotated 360 degrees to determine the position of the highest spurious emission.
5. The height of the receiving antenna is varied between 1m to 4m to search the maximum spurious emission for both horizontal and vertical polarizations.
6. During the measurement, the system simulator parameters were set to force the EUT transmitting at maximum output power.
7. Make the measurement with the spectrum analyzer's RBW = 1MHz, VBW = 3MHz, taking the record of maximum spurious emission.
8. A horn antenna was substituted in place of the EUT and was driven by a signal generator.
9. Tune the output power of signal generator to the same emission level with EUT maximum spurious emission.
10.  $EIRP (dBm) = S.G. Power - Tx Cable Loss + Tx Antenna Gain$
11.  $ERP (dBm) = EIRP - 2.15$
12. The RF fundamental frequency should be excluded against the limit line in the operating frequency band.

The limit line is derived from  $43 + 10\log(P)$ dB below the transmitter power P(Watts)  
 $= P(W) - [43 + 10\log(P)] (dB)$   
 $= [30 + 10\log(P)] (dBm) - [43 + 10\log(P)] (dB)$   
 $= -13dBm.$

13. For 5G NR n7/n38/n41:

The limit line is derived from  $55 + 10\log(P)$ dB below the transmitter power P(Watts)The limit line is derived from  $55 + 10\log(P)$ dB below the transmitter power P(Watts)



## 5 List of Measuring Equipment

Instrument	Manufacturer	Model No.	Serial No.	Characteristics	Calibration Date	Test Date	Due Date	Remark
Spectrum Analyzer	R&S	FSV40	101078	10Hz~40GHz	Apr. 08, 2021	Nov. 16, 2021~ Dec. 03, 2021	Apr. 07, 2022	Conducted (TH01-SZ)
Power Divider	TOJOIN	PS-2SM-04 265	60.06.020.007 7	0.4GHz~26.5GHz	Dec. 26, 2020	Nov. 16, 2021~ Dec. 03, 2021	Dec. 25, 2021	Conducted (TH01-SZ)
Thermal Chamber	Ten Billion Hongzhangroup	LP-150U	H2014081803	-40~+150°C	Jul. 14, 2021	Nov. 16, 2021~ Dec. 03, 2021	Jul. 13, 2022	Conducted (TH01-SZ)
EXA Spectrum Analyzer	Keysight	N9010A	MY55150244	10Hz~44G,MAX 30dB	Apr. 13, 2021	Dec. 09, 2021	Apr. 12, 2022	Radiation (03CH04-KS)
Loop Antenna	R&S	HFH2-Z2	100321	9kHz~30MHz	Oct. 30, 2021	Dec. 09, 2021	Oct. 29, 2022	Radiation (03CH04-KS)
Bilog Antenna	TeseQ	CBL6111D	49922	30MHz-1GHz	May 30, 2021	Dec. 09, 2021	May 29, 2022	Radiation (03CH04-KS)
Horn Antenna	Schwarzbeck	BBHA9120D	1356	1GHz~18GHz	Apr. 18, 2021	Dec. 09, 2021	Apr. 17, 2022	Radiation (03CH04-KS)
SHF-EHF Horn	Com-power	AH-840	101070	18GHz~40GHz	Jan. 06, 2021	Dec. 09, 2021	Jan. 05, 2022	Radiation (03CH04-KS)
Amplifier	SONOMA	310N	187289	9KHz-1GHz	Jan. 06, 2021	Dec. 09, 2021	Jan. 05, 2022	Radiation (03CH04-KS)
Amplifier	MITEQ	EM18G40G GA	060728	18~40GHz	Jan. 07, 2021	Dec. 09, 2021	Jan. 06, 2022	Radiation (03CH04-KS)
high gain Amplifier	MITEQ	AMF-7D-00 101800-30-1 0P	2025788	1Ghz-18Ghz	Jan. 06, 2021	Dec. 09, 2021	Jan. 05, 2022	Radiation (03CH04-KS)
Amplifier	Keysight	83017A	MY57280106	500MHz~26.5GHz	Oct. 13, 2021	Dec. 09, 2021	Oct. 12, 2022	Radiation (03CH04-KS)
AC Power Source	Chroma	61601	F104090004	N/A	NCR	Dec. 09, 2021	NCR	Radiation (03CH04-KS)
Turn Table	ChamPro	EM 1000-T	060762-T	0~360 degree	NCR	Dec. 09, 2021	NCR	Radiation (03CH04-KS)
Antenna Mast	ChamPro	EM 1000-A	060762-A	1 m~4 m	NCR	Dec. 09, 2021	NCR	Radiation (03CH04-KS)

NCR: No Calibration Required



## 6 Uncertainty of Evaluation

The measurement uncertainties shown below were calculated in accordance with the requirements of ANSI 63.26-2015. All the measurement uncertainty value were shown with a coverage K=2 to indicate 95% level of confidence. The measurement data show herein meets or exceeds the CISPR measurement uncertainty values specified in CISPR 16-4-2 and can be compared directly to specified limit to determine compliance.

### Uncertainty of Radiated Emission Measurement (30 MHz ~ 1000 MHz)

Measuring Uncertainty for a Level of Confidence of 95% (U = 2Uc(y))	3.3dB
---	-------

### Uncertainty of Radiated Emission Measurement (1 GHz ~ 18 GHz)

Measuring Uncertainty for a Level of Confidence of 95% (U = 2Uc(y))	2.8dB
---	-------

### Uncertainty of Radiated Emission Measurement (18 GHz ~ 40 GHz)

Measuring Uncertainty for a Level of Confidence of 95% (U = 2Uc(y))	2.8dB
---	-------

----- THE END -----



## Appendix A. Test Results of Conducted Test

Test Engineer :	Fly Liang	Temperature :	21~23°C
		Relative Humidity :	45~51%

## FR1 N5(ANT0)

### Conducted Power and EIRP

NR Band	SCS (kHz)	Bandwidth (MHz)	Arfcn	Freq (MHz)	Modulation	RB	Conducted Power(dBm)	ERP(dBm)	ERP(W)
5	15	5	174300	826.5	DFT-s-OFDM PI/2 BPSK	12@6	24.43	18.18	0.0658
5	15	5	174300	826.5	DFT-s-OFDM PI/2 BPSK	1@1	24.42	18.17	0.0656
5	15	5	174300	826.5	DFT-s-OFDM PI/2 BPSK	1@23	24.47	18.22	0.0664
5	15	5	174300	826.5	DFT-s-OFDM QPSK	12@6	24.51	18.26	0.0670
5	15	5	174300	826.5	DFT-s-OFDM QPSK	1@1	24.54	18.29	0.0675
5	15	5	174300	826.5	DFT-s-OFDM QPSK	1@23	24.52	18.27	0.0671
5	15	5	174300	826.5	DFT-s-OFDM 16 QAM	12@6	23.67	17.42	0.0552
5	15	5	174300	826.5	DFT-s-OFDM 16 QAM	1@1	23.72	17.47	0.0558
5	15	5	174300	826.5	DFT-s-OFDM 16 QAM	1@23	23.61	17.36	0.0545
5	15	5	174300	826.5	DFT-s-OFDM 64 QAM	12@6	22.12	15.87	0.0386
5	15	5	174300	826.5	DFT-s-OFDM 64 QAM	1@1	22.3	16.05	0.0403
5	15	5	174300	826.5	DFT-s-OFDM 64 QAM	1@23	22.27	16.02	0.0400
5	15	5	174300	826.5	DFT-s-OFDM 256 QAM	12@6	20.07	13.82	0.0241
5	15	5	174300	826.5	DFT-s-OFDM 256 QAM	1@1	19.63	13.38	0.0218
5	15	5	174300	826.5	DFT-s-OFDM 256 QAM	1@23	19.55	13.3	0.0214
5	15	5	174300	826.5	CP-OFDM QPSK	13@6	23.06	16.81	0.0480
5	15	5	174300	826.5	CP-OFDM QPSK	1@1	23.02	16.77	0.0475
5	15	5	174300	826.5	CP-OFDM QPSK	1@23	22.94	16.69	0.0467
5	15	5	176300	836.5	DFT-s-OFDM PI/2 BPSK	12@6	24.45	18.2	0.0661
5	15	5	176300	836.5	DFT-s-OFDM PI/2 BPSK	1@1	24.47	18.22	0.0664
5	15	5	176300	836.5	DFT-s-OFDM PI/2 BPSK	1@23	24.43	18.18	0.0658
5	15	5	176300	836.5	DFT-s-OFDM QPSK	12@6	24.57	18.32	0.0679
5	15	5	176300	836.5	DFT-s-OFDM QPSK	1@1	24.58	18.33	0.0681
5	15	5	176300	836.5	DFT-s-OFDM QPSK	1@23	24.5	18.25	0.0668
5	15	5	176300	836.5	DFT-s-OFDM 16 QAM	12@6	23.7	17.45	0.0556
5	15	5	176300	836.5	DFT-s-OFDM 16 QAM	1@1	23.64	17.39	0.0548
5	15	5	176300	836.5	DFT-s-OFDM 16 QAM	1@23	23.72	17.47	0.0558
5	15	5	176300	836.5	DFT-s-OFDM	12@6	22.14	15.89	0.0388

					64 QAM				
5	15	5	176300	836.5	DFT-s-OFDM 64 QAM	1@1	22.23	15.98	0.0396
5	15	5	176300	836.5	DFT-s-OFDM 64 QAM	1@23	22.26	16.01	0.0399
5	15	5	176300	836.5	DFT-s-OFDM 256 QAM	12@6	19.89	13.64	0.0231
5	15	5	176300	836.5	DFT-s-OFDM 256 QAM	1@1	19.95	13.7	0.0234
5	15	5	176300	836.5	DFT-s-OFDM 256 QAM	1@23	19.86	13.61	0.0230
5	15	5	176300	836.5	CP-OFDM QPSK	13@6	23.07	16.82	0.0481
5	15	5	176300	836.5	CP-OFDM QPSK	1@1	23.12	16.87	0.0486
5	15	5	176300	836.5	CP-OFDM QPSK	1@23	22.93	16.68	0.0466
5	15	5	178300	846.5	DFT-s-OFDM PI/2 BPSK	12@6	24.36	18.11	0.0647
5	15	5	178300	846.5	DFT-s-OFDM PI/2 BPSK	1@1	24.47	18.22	0.0664
5	15	5	178300	846.5	DFT-s-OFDM PI/2 BPSK	1@23	24.48	18.23	0.0665
5	15	5	178300	846.5	DFT-s-OFDM QPSK	12@6	24.49	18.24	0.0667
5	15	5	178300	846.5	DFT-s-OFDM QPSK	1@1	24.6	18.35	0.0684
5	15	5	178300	846.5	DFT-s-OFDM QPSK	1@23	24.38	18.13	0.0650
5	15	5	178300	846.5	DFT-s-OFDM 16 QAM	12@6	23.57	17.32	0.0540
5	15	5	178300	846.5	DFT-s-OFDM 16 QAM	1@1	23.67	17.42	0.0552
5	15	5	178300	846.5	DFT-s-OFDM 16 QAM	1@23	23.58	17.33	0.0541
5	15	5	178300	846.5	DFT-s-OFDM 64 QAM	12@6	22.09	15.84	0.0384
5	15	5	178300	846.5	DFT-s-OFDM 64 QAM	1@1	22.14	15.89	0.0388
5	15	5	178300	846.5	DFT-s-OFDM 64 QAM	1@23	22.13	15.88	0.0387
5	15	5	178300	846.5	DFT-s-OFDM 256 QAM	12@6	19.95	13.7	0.0234
5	15	5	178300	846.5	DFT-s-OFDM 256 QAM	1@1	19.52	13.27	0.0212
5	15	5	178300	846.5	DFT-s-OFDM 256 QAM	1@23	19.43	13.18	0.0208
5	15	5	178300	846.5	CP-OFDM QPSK	13@6	22.95	16.7	0.0468
5	15	5	178300	846.5	CP-OFDM QPSK	1@1	23.02	16.77	0.0475
5	15	5	178300	846.5	CP-OFDM QPSK	1@23	22.84	16.59	0.0456
5	15	10	174800	829	DFT-s-OFDM PI/2 BPSK	25@12	24.63	18.38	0.0689
5	15	10	174800	829	DFT-s-OFDM PI/2 BPSK	1@1	24.48	18.23	0.0665
5	15	10	174800	829	DFT-s-OFDM PI/2 BPSK	1@50	24.44	18.19	0.0659
5	15	10	174800	829	DFT-s-OFDM QPSK	25@12	24.65	18.4	0.0692
5	15	10	174800	829	DFT-s-OFDM QPSK	1@1	24.62	18.37	0.0687
5	15	10	174800	829	DFT-s-OFDM QPSK	1@50	24.5	18.25	0.0668
5	15	10	174800	829	DFT-s-OFDM 16 QAM	25@12	23.72	17.47	0.0558

5	15	10	174800	829	DFT-s-OFDM 16 QAM	1@1	23.71	17.46	0.0557
5	15	10	174800	829	DFT-s-OFDM 16 QAM	1@50	23.61	17.36	0.0545
5	15	10	174800	829	DFT-s-OFDM 64 QAM	25@12	22.1	15.85	0.0385
5	15	10	174800	829	DFT-s-OFDM 64 QAM	1@1	22.25	16	0.0398
5	15	10	174800	829	DFT-s-OFDM 64 QAM	1@50	22.23	15.98	0.0396
5	15	10	174800	829	DFT-s-OFDM 256 QAM	25@12	20.14	13.89	0.0245
5	15	10	174800	829	DFT-s-OFDM 256 QAM	1@1	19.62	13.37	0.0217
5	15	10	174800	829	DFT-s-OFDM 256 QAM	1@50	19.5	13.25	0.0211
5	15	10	174800	829	CP-OFDM QPSK	26@13	23.14	16.89	0.0489
5	15	10	174800	829	CP-OFDM QPSK	1@1	23.12	16.87	0.0486
5	15	10	174800	829	CP-OFDM QPSK	1@50	22.95	16.7	0.0468
5	15	10	176300	836.5	DFT-s-OFDM PI/2 BPSK	25@12	24.61	18.36	0.0685
5	15	10	176300	836.5	DFT-s-OFDM PI/2 BPSK	1@1	24.48	18.23	0.0665
5	15	10	176300	836.5	DFT-s-OFDM PI/2 BPSK	1@50	24.56	18.31	0.0678
5	15	10	176300	836.5	DFT-s-OFDM QPSK	25@12	24.68	18.43	0.0697
5	15	10	176300	836.5	DFT-s-OFDM QPSK	1@1	24.62	18.37	0.0687
5	15	10	176300	836.5	DFT-s-OFDM QPSK	1@50	24.32	18.07	0.0641
5	15	10	176300	836.5	DFT-s-OFDM 16 QAM	25@12	23.71	17.46	0.0557
5	15	10	176300	836.5	DFT-s-OFDM 16 QAM	1@1	23.61	17.36	0.0545
5	15	10	176300	836.5	DFT-s-OFDM 16 QAM	1@50	23.66	17.41	0.0551
5	15	10	176300	836.5	DFT-s-OFDM 64 QAM	25@12	22.13	15.88	0.0387
5	15	10	176300	836.5	DFT-s-OFDM 64 QAM	1@1	22.22	15.97	0.0395
5	15	10	176300	836.5	DFT-s-OFDM 64 QAM	1@50	22.18	15.93	0.0392
5	15	10	176300	836.5	DFT-s-OFDM 256 QAM	25@12	19.84	13.59	0.0229
5	15	10	176300	836.5	DFT-s-OFDM 256 QAM	1@1	19.72	13.47	0.0222
5	15	10	176300	836.5	DFT-s-OFDM 256 QAM	1@50	19.63	13.38	0.0218
5	15	10	176300	836.5	CP-OFDM QPSK	26@13	23.1	16.85	0.0484
5	15	10	176300	836.5	CP-OFDM QPSK	1@1	23.06	16.81	0.0480
5	15	10	176300	836.5	CP-OFDM QPSK	1@50	22.95	16.7	0.0468
5	15	10	177800	844	DFT-s-OFDM PI/2 BPSK	25@12	24.44	18.19	0.0659
5	15	10	177800	844	DFT-s-OFDM PI/2 BPSK	1@1	24.39	18.14	0.0652
5	15	10	177800	844	DFT-s-OFDM PI/2 BPSK	1@50	24.47	18.22	0.0664
5	15	10	177800	844	DFT-s-OFDM QPSK	25@12	24.49	18.24	0.0667
5	15	10	177800	844	DFT-s-OFDM QPSK	1@1	24.54	18.29	0.0675



5	15	10	177800	844	DFT-s-OFDM QPSK	1@50	24.38	18.13	0.0650
5	15	10	177800	844	DFT-s-OFDM 16 QAM	25@12	23.5	17.25	0.0531
5	15	10	177800	844	DFT-s-OFDM 16 QAM	1@1	23.66	17.41	0.0551
5	15	10	177800	844	DFT-s-OFDM 16 QAM	1@50	23.54	17.29	0.0536
5	15	10	177800	844	DFT-s-OFDM 64 QAM	25@12	21.99	15.74	0.0375
5	15	10	177800	844	DFT-s-OFDM 64 QAM	1@1	22.16	15.91	0.0390
5	15	10	177800	844	DFT-s-OFDM 64 QAM	1@50	22.13	15.88	0.0387
5	15	10	177800	844	DFT-s-OFDM 256 QAM	25@12	19.91	13.66	0.0232
5	15	10	177800	844	DFT-s-OFDM 256 QAM	1@1	19.45	13.2	0.0209
5	15	10	177800	844	DFT-s-OFDM 256 QAM	1@50	19.43	13.18	0.0208
5	15	10	177800	844	CP-OFDM QPSK	26@13	22.96	16.71	0.0469
5	15	10	177800	844	CP-OFDM QPSK	1@1	22.92	16.67	0.0465
5	15	10	177800	844	CP-OFDM QPSK	1@50	22.9	16.65	0.0462
5	15	15	175300	831.5	DFT-s-OFDM PI/2 BPSK	36@18	24.64	18.39	0.0690
5	15	15	175300	831.5	DFT-s-OFDM PI/2 BPSK	1@1	24.66	18.41	0.0693
5	15	15	175300	831.5	DFT-s-OFDM PI/2 BPSK	1@77	24.63	18.38	0.0689
5	15	15	175300	831.5	DFT-s-OFDM QPSK	36@18	24.74	18.49	0.0706
5	15	15	175300	831.5	DFT-s-OFDM QPSK	1@1	24.67	18.42	0.0695
5	15	15	175300	831.5	DFT-s-OFDM QPSK	1@77	24.56	18.31	0.0678
5	15	15	175300	831.5	DFT-s-OFDM 16 QAM	36@18	23.77	17.52	0.0565
5	15	15	175300	831.5	DFT-s-OFDM 16 QAM	1@1	23.76	17.51	0.0564
5	15	15	175300	831.5	DFT-s-OFDM 16 QAM	1@77	23.7	17.45	0.0556
5	15	15	175300	831.5	DFT-s-OFDM 64 QAM	36@18	22.25	16	0.0398
5	15	15	175300	831.5	DFT-s-OFDM 64 QAM	1@1	22.45	16.2	0.0417
5	15	15	175300	831.5	DFT-s-OFDM 64 QAM	1@77	22.24	15.99	0.0397
5	15	15	175300	831.5	DFT-s-OFDM 256 QAM	36@18	19.78	13.53	0.0225
5	15	15	175300	831.5	DFT-s-OFDM 256 QAM	1@1	19.79	13.54	0.0226
5	15	15	175300	831.5	DFT-s-OFDM 256 QAM	1@77	19.7	13.45	0.0221
5	15	15	175300	831.5	CP-OFDM QPSK	39@19	23.3	17.05	0.0507
5	15	15	175300	831.5	CP-OFDM QPSK	1@1	23.26	17.01	0.0502
5	15	15	175300	831.5	CP-OFDM QPSK	1@77	23.04	16.79	0.0478
5	15	15	176300	836.5	DFT-s-OFDM PI/2 BPSK	36@18	24.67	18.42	0.0695
5	15	15	176300	836.5	DFT-s-OFDM PI/2 BPSK	1@1	24.7	18.45	0.0700
5	15	15	176300	836.5	DFT-s-OFDM PI/2 BPSK	1@77	24.49	18.24	0.0667

5	15	15	176300	836.5	DFT-s-OFDM QPSK	36@18	24.74	18.49	0.0706
5	15	15	176300	836.5	DFT-s-OFDM QPSK	1@1	24.73	18.48	0.0705
5	15	15	176300	836.5	DFT-s-OFDM QPSK	1@77	24.51	18.26	0.0670
5	15	15	176300	836.5	DFT-s-OFDM 16 QAM	36@18	23.75	17.5	0.0562
5	15	15	176300	836.5	DFT-s-OFDM 16 QAM	1@1	23.72	17.47	0.0558
5	15	15	176300	836.5	DFT-s-OFDM 16 QAM	1@77	23.73	17.48	0.0560
5	15	15	176300	836.5	DFT-s-OFDM 64 QAM	36@18	22.26	16.01	0.0399
5	15	15	176300	836.5	DFT-s-OFDM 64 QAM	1@1	22.33	16.08	0.0406
5	15	15	176300	836.5	DFT-s-OFDM 64 QAM	1@77	22.21	15.96	0.0394
5	15	15	176300	836.5	DFT-s-OFDM 256 QAM	36@18	19.99	13.74	0.0237
5	15	15	176300	836.5	DFT-s-OFDM 256 QAM	1@1	19.83	13.58	0.0228
5	15	15	176300	836.5	DFT-s-OFDM 256 QAM	1@77	19.58	13.33	0.0215
5	15	15	176300	836.5	CP-OFDM QPSK	39@19	23.19	16.94	0.0494
5	15	15	176300	836.5	CP-OFDM QPSK	1@1	23.13	16.88	0.0488
5	15	15	176300	836.5	CP-OFDM QPSK	1@77	22.87	16.62	0.0459
5	15	15	177300	841.5	DFT-s-OFDM PI/2 BPSK	36@18	24.62	18.37	0.0687
5	15	15	177300	841.5	DFT-s-OFDM PI/2 BPSK	1@1	24.58	18.33	0.0681
5	15	15	177300	841.5	DFT-s-OFDM PI/2 BPSK	1@77	24.47	18.22	0.0664
5	15	15	177300	841.5	DFT-s-OFDM QPSK	36@18	24.74	18.49	0.0706
5	15	15	177300	841.5	DFT-s-OFDM QPSK	1@1	24.77	18.52	0.0711
5	15	15	177300	841.5	DFT-s-OFDM QPSK	1@77	24.51	18.26	0.0670
5	15	15	177300	841.5	DFT-s-OFDM 16 QAM	36@18	23.74	17.49	0.0561
5	15	15	177300	841.5	DFT-s-OFDM 16 QAM	1@1	23.75	17.5	0.0562
5	15	15	177300	841.5	DFT-s-OFDM 16 QAM	1@77	23.58	17.33	0.0541
5	15	15	177300	841.5	DFT-s-OFDM 64 QAM	36@18	22.25	16	0.0398
5	15	15	177300	841.5	DFT-s-OFDM 64 QAM	1@1	22.4	16.15	0.0412
5	15	15	177300	841.5	DFT-s-OFDM 64 QAM	1@77	22.17	15.92	0.0391
5	15	15	177300	841.5	DFT-s-OFDM 256 QAM	36@18	20.17	13.92	0.0247
5	15	15	177300	841.5	DFT-s-OFDM 256 QAM	1@1	19.77	13.52	0.0225
5	15	15	177300	841.5	DFT-s-OFDM 256 QAM	1@77	19.47	13.22	0.0210
5	15	15	177300	841.5	CP-OFDM QPSK	39@19	23.2	16.95	0.0495
5	15	15	177300	841.5	CP-OFDM QPSK	1@1	23.16	16.91	0.0491
5	15	15	177300	841.5	CP-OFDM QPSK	1@77	22.83	16.58	0.0455
5	15	20	175800	834	DFT-s-OFDM PI/2 BPSK	50@25	24.67	18.42	0.0695

5	15	20	175800	834	DFT-s-OFDM PI/2 BPSK	1@1	24.65	18.4	0.0692
5	15	20	175800	834	DFT-s-OFDM PI/2 BPSK	1@104	24.48	18.23	0.0665
5	15	20	175800	834	DFT-s-OFDM QPSK	50@25	24.8	18.55	0.0716
5	15	20	175800	834	DFT-s-OFDM QPSK	1@1	24.79	18.54	0.0714
5	15	20	175800	834	DFT-s-OFDM QPSK	1@104	24.45	18.2	0.0661
5	15	20	175800	834	DFT-s-OFDM 16 QAM	50@25	23.81	17.56	0.0570
5	15	20	175800	834	DFT-s-OFDM 16 QAM	1@1	23.86	17.61	0.0577
5	15	20	175800	834	DFT-s-OFDM 16 QAM	1@104	23.72	17.47	0.0558
5	15	20	175800	834	DFT-s-OFDM 64 QAM	50@25	22.29	16.04	0.0402
5	15	20	175800	834	DFT-s-OFDM 64 QAM	1@1	22.47	16.22	0.0419
5	15	20	175800	834	DFT-s-OFDM 64 QAM	1@104	22.24	15.99	0.0397
5	15	20	175800	834	DFT-s-OFDM 256 QAM	50@25	19.78	13.53	0.0225
5	15	20	175800	834	DFT-s-OFDM 256 QAM	1@1	19.81	13.56	0.0227
5	15	20	175800	834	DFT-s-OFDM 256 QAM	1@104	19.67	13.42	0.0220
5	15	20	175800	834	CP-OFDM QPSK	53@26	23.25	17	0.0501
5	15	20	175800	834	CP-OFDM QPSK	1@1	23.33	17.08	0.0511
5	15	20	175800	834	CP-OFDM QPSK	1@104	23.18	16.93	0.0493
5	15	20	176300	836.5	DFT-s-OFDM PI/2 BPSK	50@25	24.63	18.38	0.0689
5	15	20	176300	836.5	DFT-s-OFDM PI/2 BPSK	1@1	24.69	18.44	0.0698
5	15	20	176300	836.5	DFT-s-OFDM PI/2 BPSK	1@104	24.47	18.22	0.0664
5	15	20	176300	836.5	DFT-s-OFDM QPSK	50@25	24.76	18.51	0.0710
5	15	20	176300	836.5	DFT-s-OFDM QPSK	1@1	24.78	18.53	0.0713
5	15	20	176300	836.5	DFT-s-OFDM QPSK	1@104	24.58	18.33	0.0681
5	15	20	176300	836.5	DFT-s-OFDM 16 QAM	50@25	23.78	17.53	0.0566
5	15	20	176300	836.5	DFT-s-OFDM 16 QAM	1@1	23.77	17.52	0.0565
5	15	20	176300	836.5	DFT-s-OFDM 16 QAM	1@104	23.66	17.41	0.0551
5	15	20	176300	836.5	DFT-s-OFDM 64 QAM	50@25	22.23	15.98	0.0396
5	15	20	176300	836.5	DFT-s-OFDM 64 QAM	1@1	22.41	16.16	0.0413
5	15	20	176300	836.5	DFT-s-OFDM 64 QAM	1@104	22.24	15.99	0.0397
5	15	20	176300	836.5	DFT-s-OFDM 256 QAM	50@25	19.78	13.53	0.0225
5	15	20	176300	836.5	DFT-s-OFDM 256 QAM	1@1	19.96	13.71	0.0235
5	15	20	176300	836.5	DFT-s-OFDM 256 QAM	1@104	19.77	13.52	0.0225
5	15	20	176300	836.5	CP-OFDM QPSK	53@26	23.23	16.98	0.0499
5	15	20	176300	836.5	CP-OFDM QPSK	1@1	23.29	17.04	0.0506

5	15	20	176300	836.5	CP-OFDM QPSK	1@104	23.13	16.88	0.0488
5	15	20	176800	839	DFT-s-OFDM PI/2 BPSK	50@25	24.67	18.42	0.0695
5	15	20	176800	839	DFT-s-OFDM PI/2 BPSK	1@1	24.61	18.36	0.0685
5	15	20	176800	839	DFT-s-OFDM PI/2 BPSK	1@104	24.49	18.24	0.0667
5	15	20	176800	839	DFT-s-OFDM QPSK	50@25	24.7	18.45	0.0700
5	15	20	176800	839	DFT-s-OFDM QPSK	1@1	24.75	18.5	0.0708
5	15	20	176800	839	DFT-s-OFDM QPSK	1@104	24.57	18.32	0.0679
5	15	20	176800	839	DFT-s-OFDM 16 QAM	50@25	23.71	17.46	0.0557
5	15	20	176800	839	DFT-s-OFDM 16 QAM	1@1	23.74	17.49	0.0561
5	15	20	176800	839	DFT-s-OFDM 16 QAM	1@104	23.59	17.34	0.0542
5	15	20	176800	839	DFT-s-OFDM 64 QAM	50@25	22.23	15.98	0.0396
5	15	20	176800	839	DFT-s-OFDM 64 QAM	1@1	22.42	16.17	0.0414
5	15	20	176800	839	DFT-s-OFDM 64 QAM	1@104	22.15	15.9	0.0389
5	15	20	176800	839	DFT-s-OFDM 256 QAM	50@25	20.26	14.01	0.0252
5	15	20	176800	839	DFT-s-OFDM 256 QAM	1@1	19.76	13.51	0.0224
5	15	20	176800	839	DFT-s-OFDM 256 QAM	1@104	19.58	13.33	0.0215
5	15	20	176800	839	CP-OFDM QPSK	53@26	23.26	17.01	0.0502
5	15	20	176800	839	CP-OFDM QPSK	1@1	23.1	16.85	0.0484
5	15	20	176800	839	CP-OFDM QPSK	1@104	22.86	16.61	0.0458

## Frequency Stability

NR Band	SCS (kHz)	Bandwidth (MHz)	Arfcn	Freq (MHz)	Modulation	RB	Deviation (ppm)	Verdict	Environment
5	15	20	176300	836.5	DFT-s-OFDM QPSK	100@0	-0.01112	PASS	NV
5	15	20	176300	836.5	DFT-s-OFDM QPSK	100@0	-0.00805	PASS	LV
5	15	20	176300	836.5	DFT-s-OFDM QPSK	100@0	-0.00774	PASS	HV
5	15	20	176300	836.5	DFT-s-OFDM QPSK	100@0	-0.00466	PASS	-30°C
5	15	20	176300	836.5	DFT-s-OFDM QPSK	100@0	-0.0086	PASS	-20°C
5	15	20	176300	836.5	DFT-s-OFDM QPSK	100@0	-0.0035	PASS	-10°C
5	15	20	176300	836.5	DFT-s-OFDM QPSK	100@0	-0.00529	PASS	0°C
5	15	20	176300	836.5	DFT-s-OFDM QPSK	100@0	-0.00748	PASS	10°C
5	15	20	176300	836.5	DFT-s-OFDM QPSK	100@0	-0.00736	PASS	20°C
5	15	20	176300	836.5	DFT-s-OFDM QPSK	100@0	-0.00264	PASS	30°C
5	15	20	176300	836.5	DFT-s-OFDM QPSK	100@0	-0.00398	PASS	40°C
5	15	20	176300	836.5	DFT-s-OFDM QPSK	100@0	-0.00586	PASS	50°C

## Peak to Average Ratio

NR Band	SCS (kHz)	Bandwidth (MHz)	Arfcn	Freq (MHz)	Modulation	RB	Result (dB)	Limit (dB)	Verdict
5	15	20	175800	834.0	DFT-s-OFDM QPSK	100@0	5.71	13	PASS
5	15	20	175800	834.0	DFT-s-OFDM QPSK	1@0	6.06	13	PASS
5	15	20	176300	836.5	DFT-s-OFDM QPSK	100@0	5.61	13	PASS
5	15	20	176300	836.5	DFT-s-OFDM QPSK	1@0	5.75	13	PASS
5	15	20	176800	839.0	DFT-s-OFDM QPSK	100@0	5.56	13	PASS
5	15	20	176800	839.0	DFT-s-OFDM QPSK	1@0	5.48	13	PASS

N5(20M)\_DFT-s-OFDM\_QPSK\_Outer\_Full\_Low\_CH



N5(20M)\_DFT-s-OFDM\_QPSK\_Edge\_1RB\_Left\_Low\_CH



N5(20M)\_DFT-s-OFDM\_QPSK\_Outer\_Full\_Mid\_CH



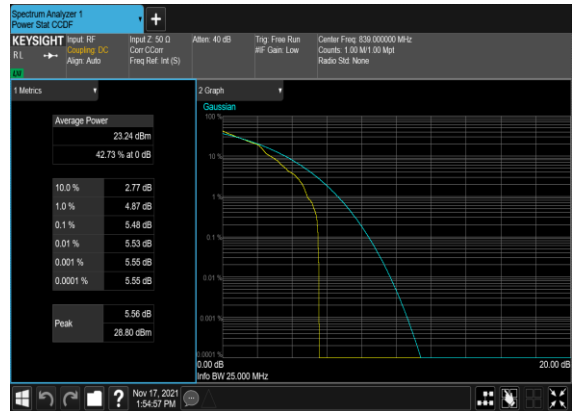
N5(20M)\_DFT-s-OFDM\_QPSK\_Edge\_1RB\_Left\_Mid\_CH



N5(20M)\_DFT-s-OFDM\_QPSK\_Outer\_Full\_High\_CH



N5(20M)\_DFT-s-OFDM\_QPSK\_Edge\_1RB\_Left\_High\_CH

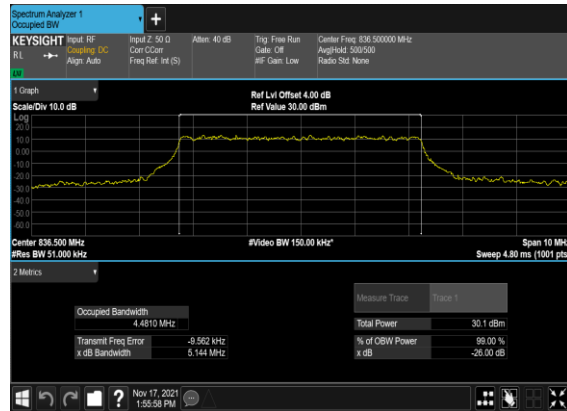


## Occupied Bandwidth

NR Band	SCS (kHz)	Bandwidth (MHz)	Arfcn	Freq (MHz)	Modulation	RB	OBW (MHz)	26dB OBW (MHz)
5	15	5	176300	836.5	DFT-s-OFDM QPSK	25@0	4.481	5.144
5	15	5	176300	836.5	CP-OFDM QPSK	25@0	4.4689	5.094
5	15	5	176300	836.5	CP-OFDM 16 QAM	25@0	4.4999	5.245
5	15	5	176300	836.5	CP-OFDM 64 QAM	25@0	4.4635	5.005
5	15	5	176300	836.5	CP-OFDM 256 QAM	25@0	4.4896	5.056
5	15	10	176300	836.5	DFT-s-OFDM QPSK	50@0	8.9275	9.688
5	15	10	176300	836.5	CP-OFDM QPSK	52@0	9.2774	10.08
5	15	10	176300	836.5	CP-OFDM 16 QAM	52@0	9.2906	10.08
5	15	10	176300	836.5	CP-OFDM 64 QAM	52@0	9.2926	9.985
5	15	10	176300	836.5	CP-OFDM 256 QAM	52@0	9.2873	10.07
5	15	15	176300	836.5	DFT-s-OFDM QPSK	75@0	13.412	14.21
5	15	15	176300	836.5	CP-OFDM QPSK	79@0	14.101	15.02
5	15	15	176300	836.5	CP-OFDM 16 QAM	79@0	14.102	14.99
5	15	15	176300	836.5	CP-OFDM 64 QAM	79@0	14.122	14.93
5	15	15	176300	836.5	CP-OFDM 256 QAM	79@0	14.088	15.0
5	15	20	176300	836.5	DFT-s-OFDM QPSK	100@0	17.849	18.87
5	15	20	176300	836.5	CP-OFDM QPSK	106@0	18.883	19.83
5	15	20	176300	836.5	CP-OFDM 16 QAM	106@0	18.906	19.89
5	15	20	176300	836.5	CP-OFDM 64 QAM	106@0	18.894	19.89
5	15	20	176300	836.5	CP-OFDM 256 QAM	106@0	18.925	19.82



## N5(5M)\_DFT-s-OFDM\_QPSK\_Outer\_Full\_Mid\_CH



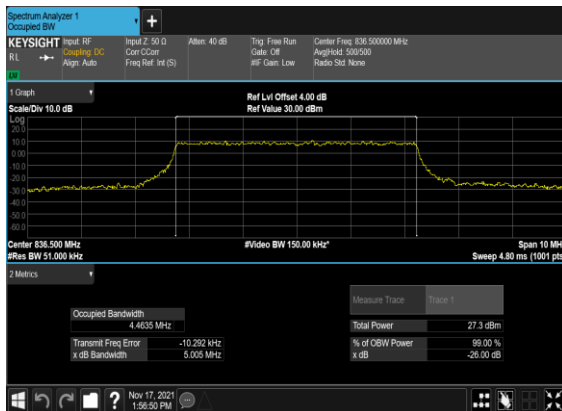
## N5(5M)\_CP-OFDM\_QPSK\_Outer\_Full\_Mid\_CH



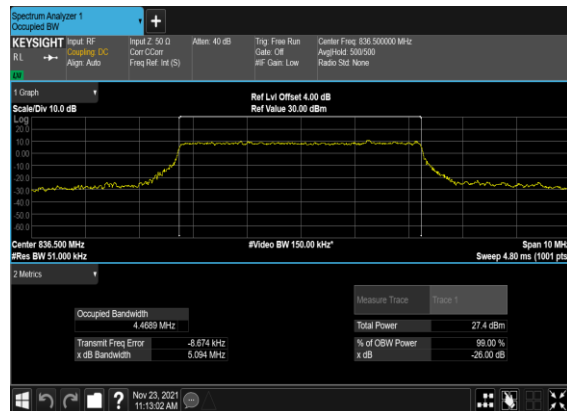
## N5(5M)\_CP-OFDM\_16QAM\_Outer\_Full\_Mid\_CH



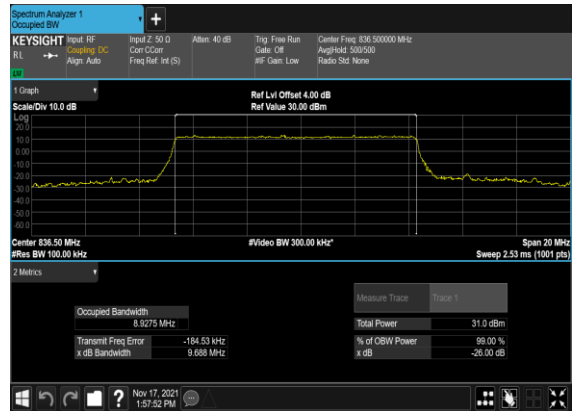
## N5(5M)\_CP-OFDM\_64QAM\_Outer\_Full\_Mid\_CH



## N5(5M)\_CP-OFDM\_256QAM\_Outer\_Full\_Mid\_CH



## N5(10M)\_DFT-s-OFDM\_QPSK\_Outer\_Full\_Mid\_CH



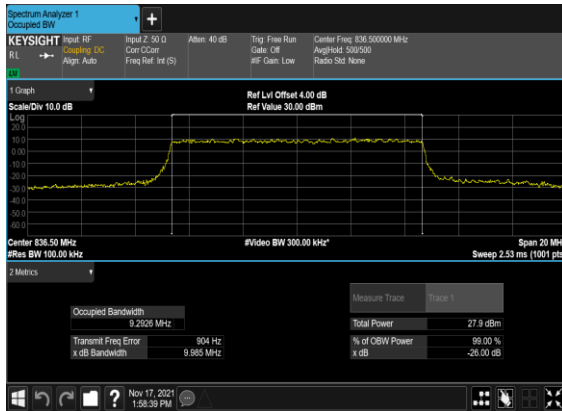
## N5(10M)\_CP-OFDM\_QPSK\_Outer\_Full\_Mid\_CH



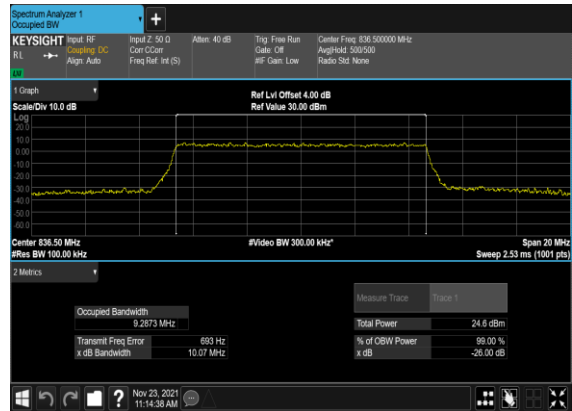
## N5(10M)\_CP-OFDM\_16QAM\_Outer\_Full\_Mid\_CH



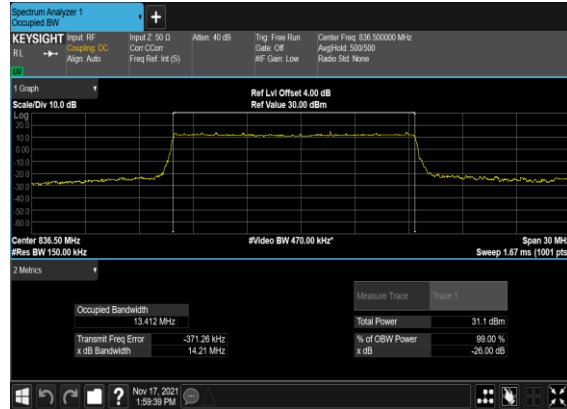
## N5(10M)\_CP-OFDM\_64QAM\_Outer\_Full\_Mid\_CH



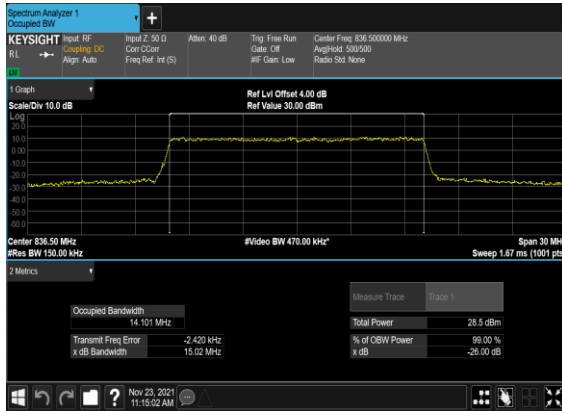
## N5(10M)\_CP-OFDM\_256QAM\_Outer\_Full\_Mid\_CH



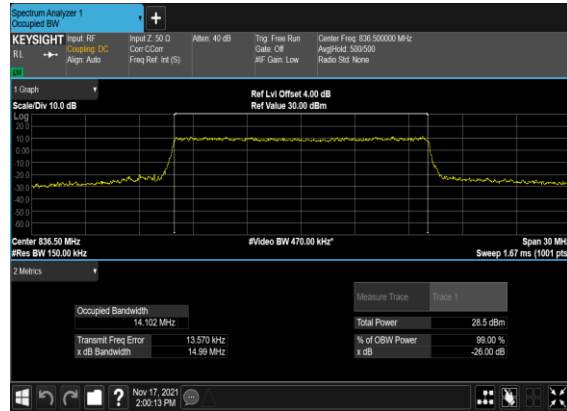
## N5(15M)\_DFT-s-OFDM\_QPSK\_Outer\_Full\_Mid\_CH



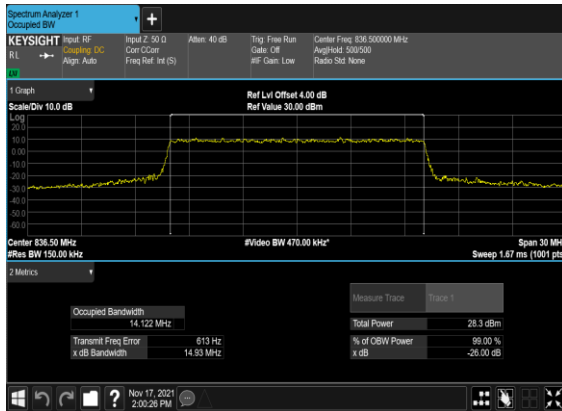
## N5(15M)\_CP-OFDM\_QPSK\_Outer\_Full\_Mid\_CH



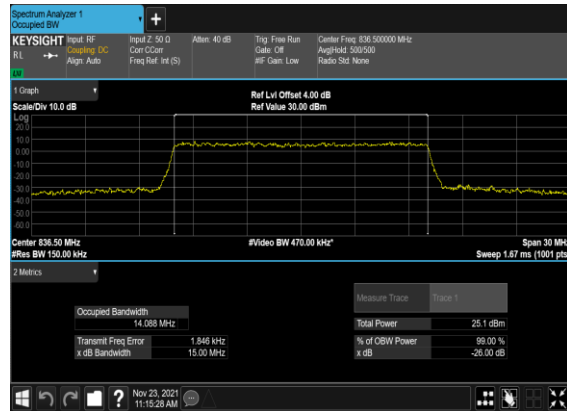
## N5(15M)\_CP-OFDM\_16QAM\_Outer\_Full\_Mid\_CH



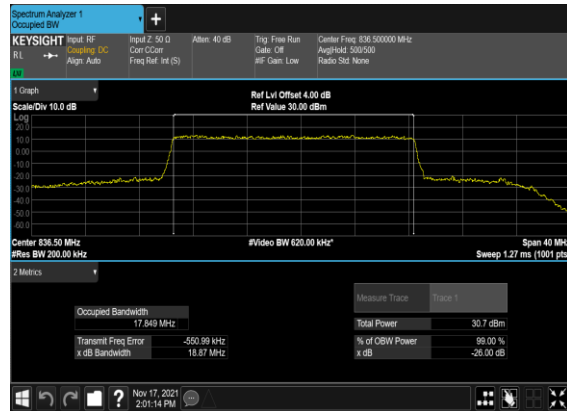
## N5(15M)\_CP-OFDM\_64QAM\_Outer\_Full\_Mid\_CH



## N5(15M)\_CP-OFDM\_256QAM\_Outer\_Full\_Mid\_CH



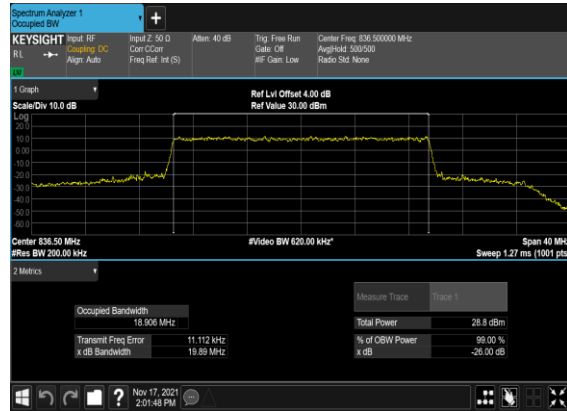
## N5(20M)\_DFT-s-OFDM\_QPSK\_Outer\_Full\_Mid\_CH



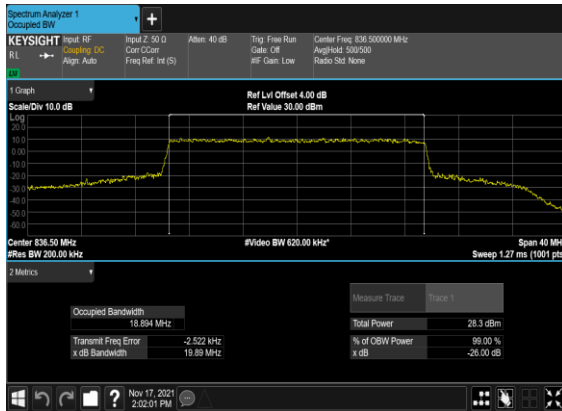
## N5(20M)\_CP-OFDM\_QPSK\_Outer\_Full\_Mid\_CH



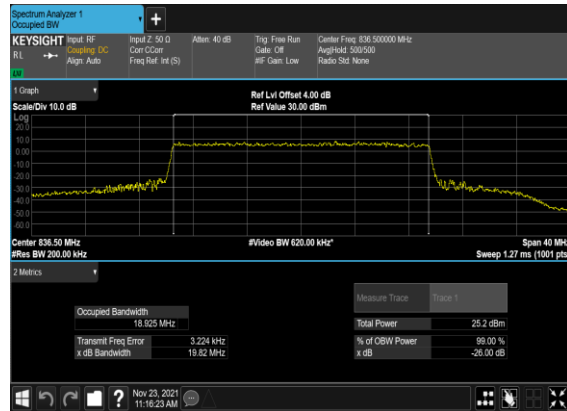
## N5(20M)\_CP-OFDM\_16QAM\_Outer\_Full\_Mid\_CH



## N5(20M)\_CP-OFDM\_64QAM\_Outer\_Full\_Mid\_CH



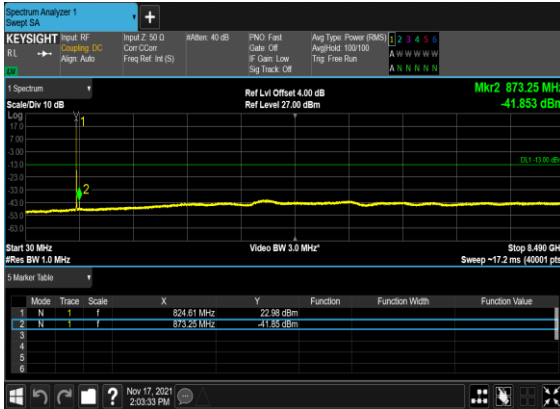
## N5(20M)\_CP-OFDM\_256QAM\_Outer\_Full\_Mid\_CH



## Conducted Spurious Emissions

NR Band	SCS (kHz)	Bandwidth (MHz)	Arfcn	Freq (MHz)	Modulation	RB	Result	Verdict
5	15	5	174300	826.5	DFT-s-OFDM QPSK	1@0	see graph	---
5	15	5	174300	826.5	DFT-s-OFDM QPSK	1@0	see graph	<b>PASS</b>
5	15	5	176300	836.5	DFT-s-OFDM QPSK	1@0	see graph	---
5	15	5	176300	836.5	DFT-s-OFDM QPSK	1@0	see graph	<b>PASS</b>
5	15	5	178300	846.5	DFT-s-OFDM QPSK	1@0	see graph	---
5	15	5	178300	846.5	DFT-s-OFDM QPSK	1@0	see graph	<b>PASS</b>
5	15	10	174800	829.0	DFT-s-OFDM QPSK	1@0	see graph	---
5	15	10	174800	829.0	DFT-s-OFDM QPSK	1@0	see graph	<b>PASS</b>
5	15	10	176300	836.5	DFT-s-OFDM QPSK	1@0	see graph	---
5	15	10	176300	836.5	DFT-s-OFDM QPSK	1@0	see graph	<b>PASS</b>
5	15	10	177800	844.0	DFT-s-OFDM QPSK	1@0	see graph	---
5	15	10	177800	844.0	DFT-s-OFDM QPSK	1@0	see graph	<b>PASS</b>
5	15	20	175800	834.0	DFT-s-OFDM QPSK	1@0	see graph	---
5	15	20	175800	834.0	DFT-s-OFDM QPSK	1@0	see graph	<b>PASS</b>
5	15	20	176300	836.5	DFT-s-OFDM QPSK	1@0	see graph	---
5	15	20	176300	836.5	DFT-s-OFDM QPSK	1@0	see graph	<b>PASS</b>
5	15	20	176800	839.0	DFT-s-OFDM QPSK	1@0	see graph	---
5	15	20	176800	839.0	DFT-s-OFDM QPSK	1@0	see graph	<b>PASS</b>

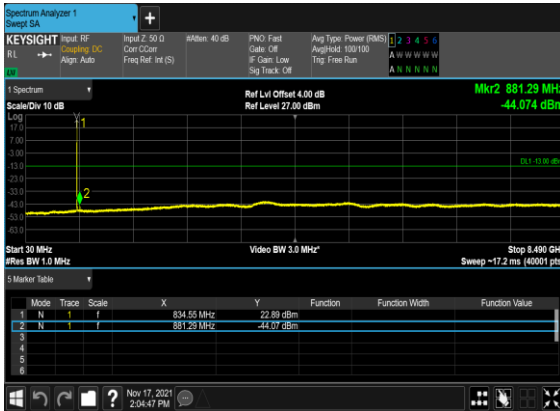
### N5(5M)\_DFT-s-OFDM\_QPSK\_Edge\_1RB\_Left\_Low\_CH



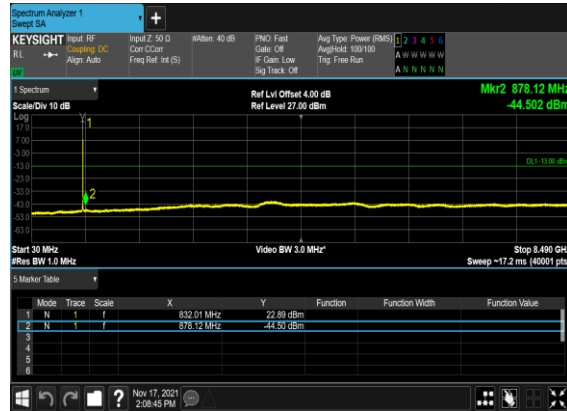
### N5(10M)\_DFT-s-OFDM\_QPSK\_Edge\_1RB\_Left\_Low\_CH



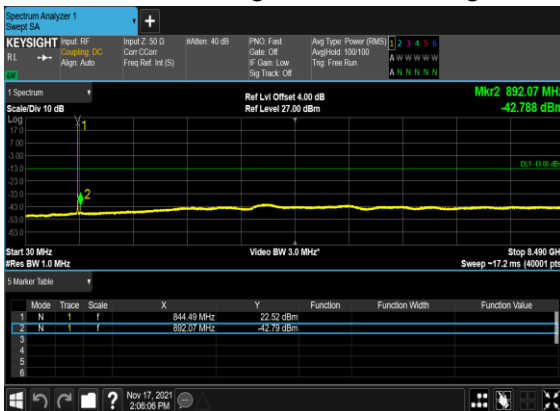
### N5(5M)\_DFT-s-OFDM\_QPSK\_Edge\_1RB\_Left\_Mid\_CH



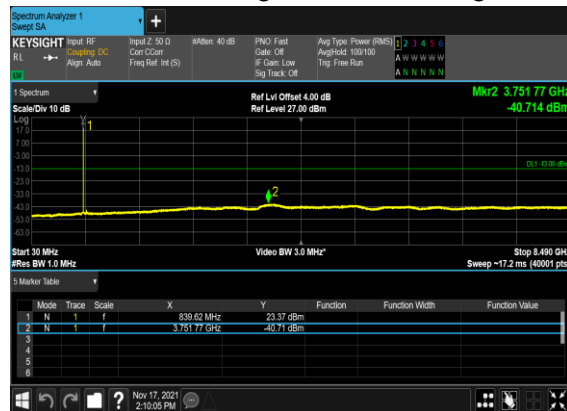
### N5(10M)\_DFT-s-OFDM\_QPSK\_Edge\_1RB\_Left\_Mid\_CH



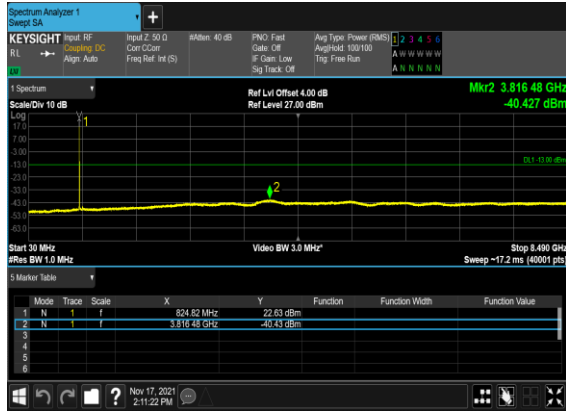
### N5(5M)\_DFT-s-OFDM\_QPSK\_Edge\_1RB\_Left\_High\_CH



### N5(10M)\_DFT-s-OFDM\_QPSK\_Edge\_1RB\_Left\_High\_CH



## N5(20M)\_DFT-s- OFDM\_QPSK\_Edge\_1RB\_Left\_Low\_CH



## N5(20M)\_DFT-s- OFDM\_QPSK\_Edge\_1RB\_Left\_Mid\_CH



## N5(20M)\_DFT-s- OFDM\_QPSK\_Edge\_1RB\_Left\_High\_CH

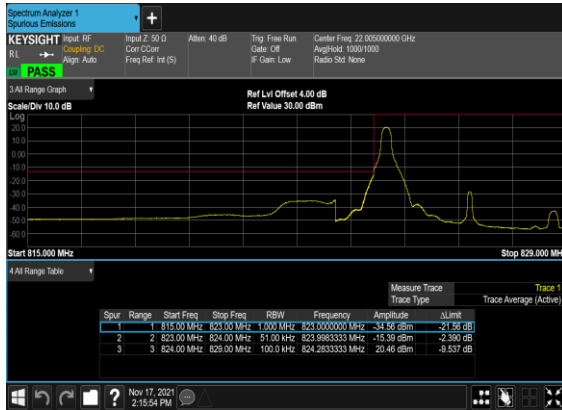


## Conducted Band Edge

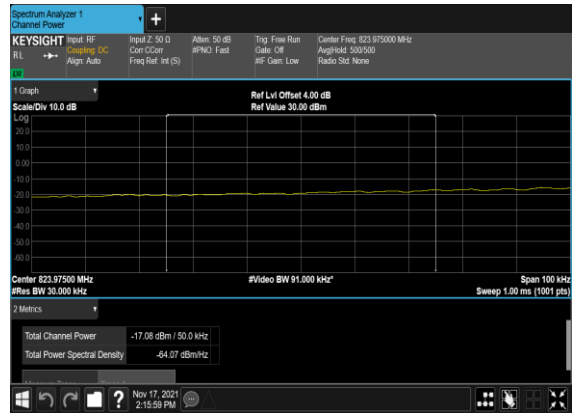
NR Band	SCS (kHz)	Bandwidth (MHz)	Arfcn	Freq (MHz)	Modulation	RB	Result	Verdict
5	15	5	174300	826.5	DFT-s-OFDM QPSK	1@0	see graph	<b>PASS</b>
5	15	5	174300	826.5	DFT-s-OFDM QPSK	25@0	see graph	<b>PASS</b>
5	15	5	178300	846.5	DFT-s-OFDM QPSK	1@24	see graph	<b>PASS</b>
5	15	5	178300	846.5	DFT-s-OFDM QPSK	25@0	see graph	<b>PASS</b>
5	15	10	174800	829.0	DFT-s-OFDM QPSK	1@0	see graph	<b>PASS</b>
5	15	10	174800	829.0	DFT-s-OFDM QPSK	50@0	see graph	<b>PASS</b>
5	15	10	177800	844.0	DFT-s-OFDM QPSK	1@51	see graph	<b>PASS</b>
5	15	10	177800	844.0	DFT-s-OFDM QPSK	50@0	see graph	<b>PASS</b>
5	15	20	175800	834.0	DFT-s-OFDM QPSK	1@0	see graph	<b>PASS</b>
5	15	20	175800	834.0	DFT-s-OFDM QPSK	100@0	see graph	<b>PASS</b>
5	15	20	176800	839.0	DFT-s-OFDM QPSK	1@105	see graph	<b>PASS</b>
5	15	20	176800	839.0	DFT-s-OFDM QPSK	100@0	see graph	<b>PASS</b>



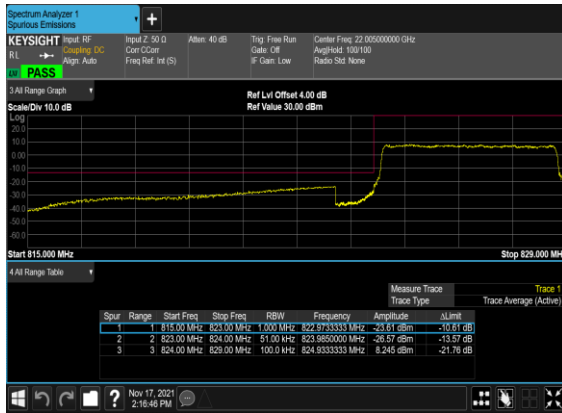
### N5(5M)\_DFT-s-OFDM\_QPSK\_Edge\_1RB\_Left\_Low\_CH



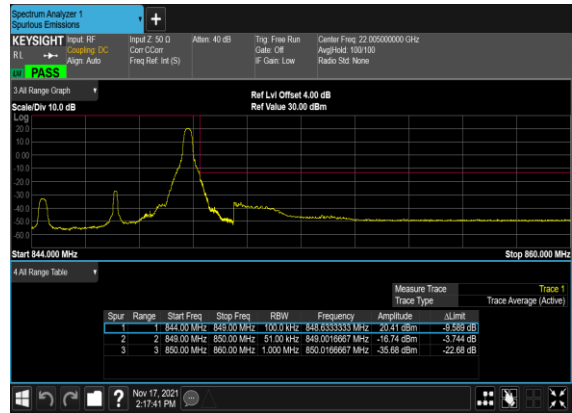
### N5(5M)\_DFT-s-OFDM\_QPSK\_Edge\_1RB\_Left\_Low\_CH\_CHP\_PASS



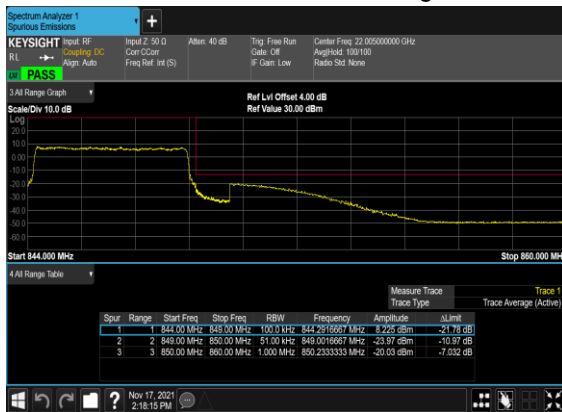
### N5(5M)\_DFT-s-OFDM\_QPSK\_Outer\_Full\_Low\_CH



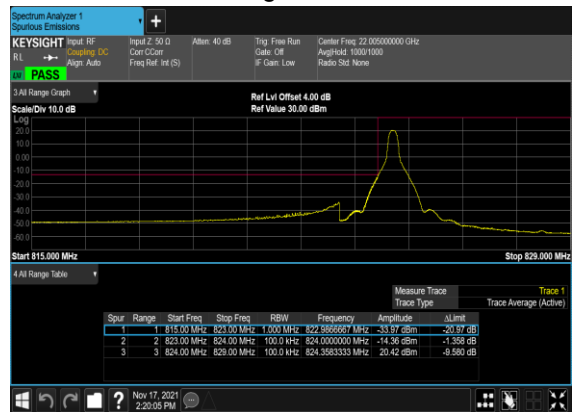
### N5(5M)\_DFT-s-OFDM\_QPSK\_Edge\_1RB\_Right\_High\_CH



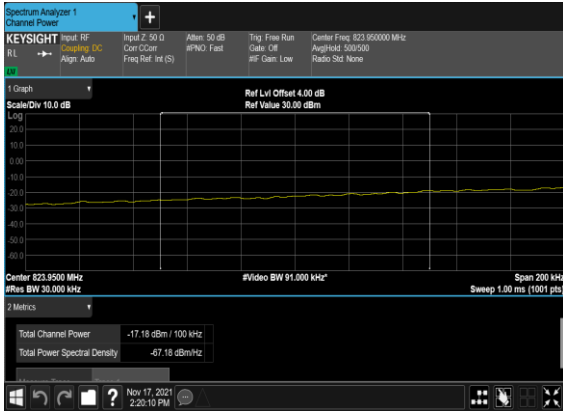
### N5(5M)\_DFT-s-OFDM\_QPSK\_Outer\_Full\_High\_CH



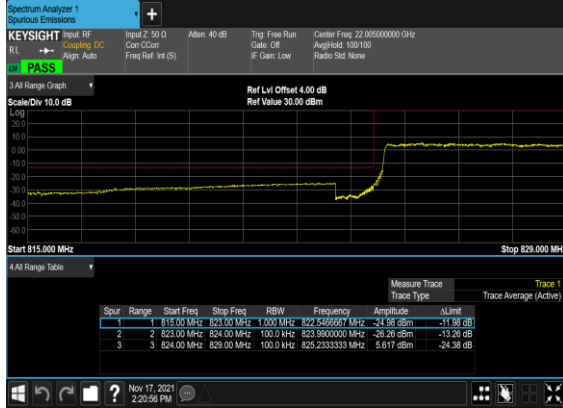
### N5(10M)\_DFT-s-OFDM\_QPSK\_Edge\_1RB\_Left\_Low\_CH



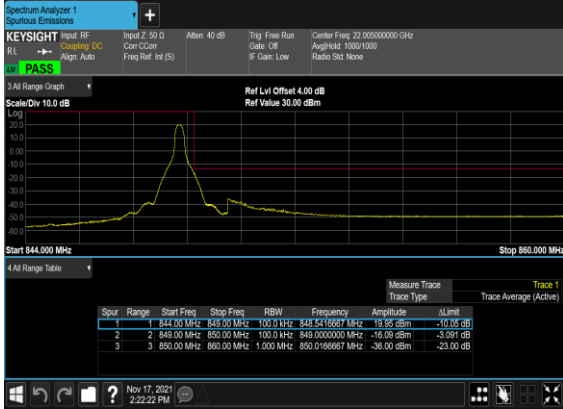
### N5(10M)\_DFT-s-OFDM\_QPSK\_Edge\_1RB\_Left\_Low\_CH\_PASS



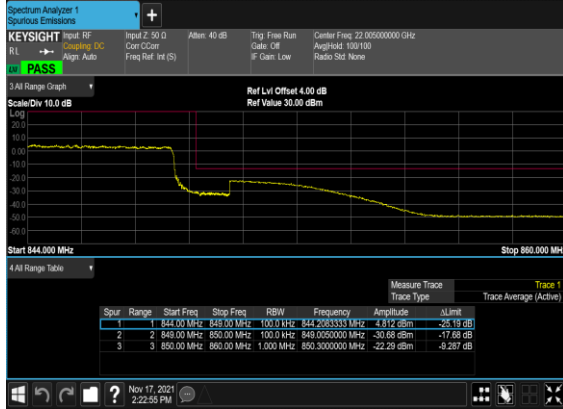
### N5(10M)\_DFT-s-OFDM\_QPSK\_Outer\_Full\_Low\_CH



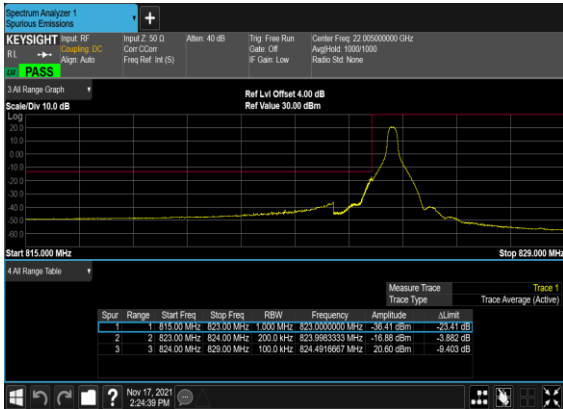
### N5(10M)\_DFT-s-OFDM\_QPSK\_Edge\_1RB\_Right\_High\_CH



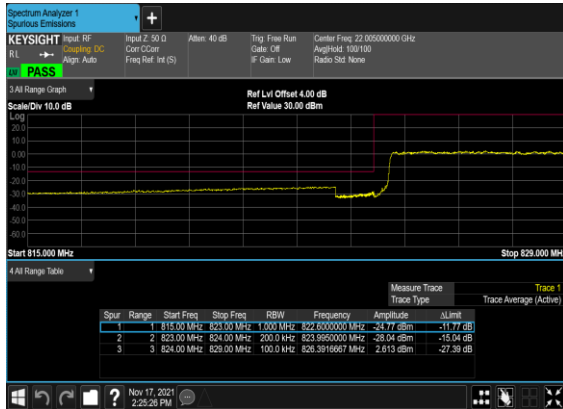
### N5(10M)\_DFT-s-OFDM\_QPSK\_Outer\_Full\_High\_CH



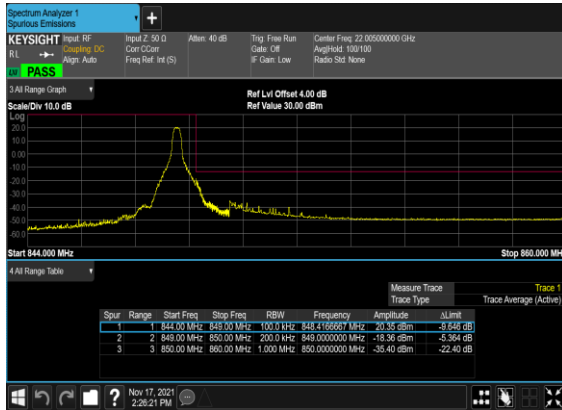
### N5(20M)\_DFT-s-OFDM\_QPSK\_Edge\_1RB\_Left\_Low\_CH



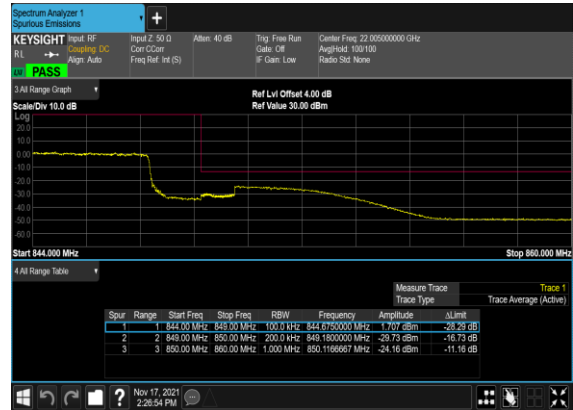
### N5(20M)\_DFT-s-OFDM\_QPSK\_Outer\_Full\_Low\_CH



### N5(20M)\_DFT-s-OFDM\_QPSK\_Edge\_1RB\_Right\_High\_CH



### N5(20M)\_DFT-s-OFDM\_QPSK\_Outer\_Full\_High\_CH



# FR1 N7(ANT4)

LTE Band: 5(ANT0), LTE BW: 10M, LTE ARFCN: Mid

## Conducted Power and ERP

NR Band	SCS (kHz)	Bandwidth (MHz)	Arfcn	Freq (MHz)	Modulation	RB	Conducted Power(dBm)	EIRP (dBm)	EIRP (W)
7	15	5	524500	2502.5	DFT-s-OFDM PI/2 BPSK	12@6	23.99	22.39	0.1734
7	15	5	524500	2502.5	DFT-s-OFDM PI/2 BPSK	1@1	24.03	22.43	0.1750
7	15	5	524500	2502.5	DFT-s-OFDM PI/2 BPSK	1@23	24.1	22.5	0.1778
7	15	5	524500	2502.5	DFT-s-OFDM QPSK	12@6	24.26	22.66	0.1845
7	15	5	524500	2502.5	DFT-s-OFDM QPSK	1@1	24.12	22.52	0.1786
7	15	5	524500	2502.5	DFT-s-OFDM QPSK	1@23	24.2	22.6	0.1820
7	15	5	524500	2502.5	DFT-s-OFDM 16 QAM	12@6	23.19	21.59	0.1442
7	15	5	524500	2502.5	DFT-s-OFDM 16 QAM	1@1	23.36	21.76	0.1500
7	15	5	524500	2502.5	DFT-s-OFDM 16 QAM	1@23	23.5	21.9	0.1549
7	15	5	524500	2502.5	DFT-s-OFDM 64 QAM	12@6	21.9	20.3	0.1072
7	15	5	524500	2502.5	DFT-s-OFDM 64 QAM	1@1	21.94	20.34	0.1081
7	15	5	524500	2502.5	DFT-s-OFDM 64 QAM	1@23	22.08	20.48	0.1117
7	15	5	524500	2502.5	DFT-s-OFDM 256 QAM	12@6	19.87	18.27	0.0671
7	15	5	524500	2502.5	DFT-s-OFDM 256 QAM	1@1	19.68	18.08	0.0643
7	15	5	524500	2502.5	DFT-s-OFDM 256 QAM	1@23	19.72	18.12	0.0649
7	15	5	524500	2502.5	CP-OFDM QPSK	13@6	22.95	21.35	0.1365
7	15	5	524500	2502.5	CP-OFDM QPSK	1@1	23.06	21.46	0.1400
7	15	5	524500	2502.5	CP-OFDM QPSK	1@23	23.07	21.47	0.1403
7	15	5	531000	2535	DFT-s-OFDM PI/2 BPSK	12@6	23.74	22.14	0.1637
7	15	5	531000	2535	DFT-s-OFDM PI/2 BPSK	1@1	23.8	22.2	0.1660
7	15	5	531000	2535	DFT-s-OFDM PI/2 BPSK	1@23	23.82	22.22	0.1667
7	15	5	531000	2535	DFT-s-OFDM QPSK	12@6	23.98	22.38	0.1730
7	15	5	531000	2535	DFT-s-OFDM QPSK	1@1	23.8	22.2	0.1660
7	15	5	531000	2535	DFT-s-OFDM QPSK	1@23	23.99	22.39	0.1734
7	15	5	531000	2535	DFT-s-OFDM 16 QAM	12@6	22.95	21.35	0.1365
7	15	5	531000	2535	DFT-s-OFDM 16 QAM	1@1	23.06	21.46	0.1400

7	15	5	531000	2535	DFT-s-OFDM 16 QAM	1@23	23.31	21.71	0.1483
7	15	5	531000	2535	DFT-s-OFDM 64 QAM	12@6	21.71	20.11	0.1026
7	15	5	531000	2535	DFT-s-OFDM 64 QAM	1@1	21.69	20.09	0.1021
7	15	5	531000	2535	DFT-s-OFDM 64 QAM	1@23	21.96	20.36	0.1086
7	15	5	531000	2535	DFT-s-OFDM 256 QAM	12@6	19.76	18.16	0.0655
7	15	5	531000	2535	DFT-s-OFDM 256 QAM	1@1	19.57	17.97	0.0627
7	15	5	531000	2535	DFT-s-OFDM 256 QAM	1@23	19.61	18.01	0.0632
7	15	5	531000	2535	CP-OFDM QPSK	13@6	22.66	21.06	0.1276
7	15	5	531000	2535	CP-OFDM QPSK	1@1	22.75	21.15	0.1303
7	15	5	531000	2535	CP-OFDM QPSK	1@23	22.92	21.32	0.1355
7	15	5	537500	2567.5	DFT-s-OFDM PI/2 BPSK	12@6	23.68	22.08	0.1614
7	15	5	537500	2567.5	DFT-s-OFDM PI/2 BPSK	1@1	23.7	22.1	0.1622
7	15	5	537500	2567.5	DFT-s-OFDM PI/2 BPSK	1@23	23.75	22.15	0.1641
7	15	5	537500	2567.5	DFT-s-OFDM QPSK	12@6	23.86	22.26	0.1683
7	15	5	537500	2567.5	DFT-s-OFDM QPSK	1@1	24.11	22.51	0.1782
7	15	5	537500	2567.5	DFT-s-OFDM QPSK	1@23	23.18	21.58	0.1439
7	15	5	537500	2567.5	DFT-s-OFDM 16 QAM	12@6	23	21.4	0.1380
7	15	5	537500	2567.5	DFT-s-OFDM 16 QAM	1@1	23.42	21.82	0.1521
7	15	5	537500	2567.5	DFT-s-OFDM 16 QAM	1@23	22.75	21.15	0.1303
7	15	5	537500	2567.5	DFT-s-OFDM 64 QAM	12@6	21.93	20.33	0.1079
7	15	5	537500	2567.5	DFT-s-OFDM 64 QAM	1@1	21.99	20.39	0.1094
7	15	5	537500	2567.5	DFT-s-OFDM 64 QAM	1@23	21.78	20.18	0.1042
7	15	5	537500	2567.5	DFT-s-OFDM 256 QAM	12@6	19.78	18.18	0.0658
7	15	5	537500	2567.5	DFT-s-OFDM 256 QAM	1@1	19.58	17.98	0.0628
7	15	5	537500	2567.5	DFT-s-OFDM 256 QAM	1@23	19.65	18.05	0.0638
7	15	5	537500	2567.5	CP-OFDM QPSK	13@6	22.89	21.29	0.1346
7	15	5	537500	2567.5	CP-OFDM QPSK	1@1	22.96	21.36	0.1368
7	15	5	537500	2567.5	CP-OFDM QPSK	1@23	22.64	21.04	0.1271
7	15	10	525000	2505	DFT-s-OFDM PI/2 BPSK	25@12	23.83	22.23	0.1671
7	15	10	525000	2505	DFT-s-OFDM PI/2 BPSK	1@1	23.83	22.23	0.1671
7	15	10	525000	2505	DFT-s-OFDM PI/2 BPSK	1@50	23.88	22.28	0.1690
7	15	10	525000	2505	DFT-s-OFDM QPSK	25@12	24.3	22.7	0.1862
7	15	10	525000	2505	DFT-s-OFDM QPSK	1@1	24.09	22.49	0.1774
7	15	10	525000	2505	DFT-s-OFDM QPSK	1@50	24.14	22.54	0.1795

7	15	10	525000	2505	DFT-s-OFDM 16 QAM	25@12	23.31	21.71	0.1483
7	15	10	525000	2505	DFT-s-OFDM 16 QAM	1@1	23.28	21.68	0.1472
7	15	10	525000	2505	DFT-s-OFDM 16 QAM	1@50	23.41	21.81	0.1517
7	15	10	525000	2505	DFT-s-OFDM 64 QAM	25@12	22.01	20.41	0.1099
7	15	10	525000	2505	DFT-s-OFDM 64 QAM	1@1	21.87	20.27	0.1064
7	15	10	525000	2505	DFT-s-OFDM 64 QAM	1@50	22.05	20.45	0.1109
7	15	10	525000	2505	DFT-s-OFDM 256 QAM	25@12	19.9	18.3	0.0676
7	15	10	525000	2505	DFT-s-OFDM 256 QAM	1@1	19.74	18.14	0.0652
7	15	10	525000	2505	DFT-s-OFDM 256 QAM	1@50	19.71	18.11	0.0647
7	15	10	525000	2505	CP-OFDM QPSK	26@13	22.95	21.35	0.1365
7	15	10	525000	2505	CP-OFDM QPSK	1@1	22.99	21.39	0.1377
7	15	10	525000	2505	CP-OFDM QPSK	1@50	23.14	21.54	0.1426
7	15	10	531000	2535	DFT-s-OFDM PI/2 BPSK	25@12	23.85	22.25	0.1679
7	15	10	531000	2535	DFT-s-OFDM PI/2 BPSK	1@1	23.78	22.18	0.1652
7	15	10	531000	2535	DFT-s-OFDM PI/2 BPSK	1@50	23.87	22.27	0.1687
7	15	10	531000	2535	DFT-s-OFDM QPSK	25@12	23.96	22.36	0.1722
7	15	10	531000	2535	DFT-s-OFDM QPSK	1@1	23.69	22.09	0.1618
7	15	10	531000	2535	DFT-s-OFDM QPSK	1@50	24.08	22.48	0.1770
7	15	10	531000	2535	DFT-s-OFDM 16 QAM	25@12	22.98	21.38	0.1374
7	15	10	531000	2535	DFT-s-OFDM 16 QAM	1@1	22.95	21.35	0.1365
7	15	10	531000	2535	DFT-s-OFDM 16 QAM	1@50	23.35	21.75	0.1496
7	15	10	531000	2535	DFT-s-OFDM 64 QAM	25@12	21.72	20.12	0.1028
7	15	10	531000	2535	DFT-s-OFDM 64 QAM	1@1	21.57	19.97	0.0993
7	15	10	531000	2535	DFT-s-OFDM 64 QAM	1@50	22	20.4	0.1096
7	15	10	531000	2535	DFT-s-OFDM 256 QAM	25@12	19.83	18.23	0.0665
7	15	10	531000	2535	DFT-s-OFDM 256 QAM	1@1	19.6	18	0.0631
7	15	10	531000	2535	DFT-s-OFDM 256 QAM	1@50	19.58	17.98	0.0628
7	15	10	531000	2535	CP-OFDM QPSK	26@13	22.7	21.1	0.1288
7	15	10	531000	2535	CP-OFDM QPSK	1@1	22.63	21.03	0.1268
7	15	10	531000	2535	CP-OFDM QPSK	1@50	23	21.4	0.1380
7	15	10	537000	2565	DFT-s-OFDM PI/2 BPSK	25@12	23.98	22.38	0.1730
7	15	10	537000	2565	DFT-s-OFDM PI/2 BPSK	1@1	23.96	22.36	0.1722
7	15	10	537000	2565	DFT-s-OFDM PI/2 BPSK	1@50	23.95	22.35	0.1718
7	15	10	537000	2565	DFT-s-OFDM QPSK	25@12	24.1	22.5	0.1778

7	15	10	537000	2565	DFT-s-OFDM QPSK	1@1	24.18	22.58	0.1811
7	15	10	537000	2565	DFT-s-OFDM QPSK	1@50	23.02	21.42	0.1387
7	15	10	537000	2565	DFT-s-OFDM 16 QAM	25@12	23.19	21.59	0.1442
7	15	10	537000	2565	DFT-s-OFDM 16 QAM	1@1	23.42	21.82	0.1521
7	15	10	537000	2565	DFT-s-OFDM 16 QAM	1@50	22.54	20.94	0.1242
7	15	10	537000	2565	DFT-s-OFDM 64 QAM	25@12	21.98	20.38	0.1091
7	15	10	537000	2565	DFT-s-OFDM 64 QAM	1@1	21.97	20.37	0.1089
7	15	10	537000	2565	DFT-s-OFDM 64 QAM	1@50	21.55	19.95	0.0989
7	15	10	537000	2565	DFT-s-OFDM 256 QAM	25@12	19.85	18.25	0.0668
7	15	10	537000	2565	DFT-s-OFDM 256 QAM	1@1	19.58	17.98	0.0628
7	15	10	537000	2565	DFT-s-OFDM 256 QAM	1@50	19.68	18.08	0.0643
7	15	10	537000	2565	CP-OFDM QPSK	26@13	22.86	21.26	0.1337
7	15	10	537000	2565	CP-OFDM QPSK	1@1	22.96	21.36	0.1368
7	15	10	537000	2565	CP-OFDM QPSK	1@50	22.39	20.79	0.1199
7	15	15	525500	2507.5	DFT-s-OFDM PI/2 BPSK	36@18	23.82	22.22	0.1667
7	15	15	525500	2507.5	DFT-s-OFDM PI/2 BPSK	1@1	23.81	22.21	0.1663
7	15	15	525500	2507.5	DFT-s-OFDM PI/2 BPSK	1@77	23.83	22.23	0.1671
7	15	15	525500	2507.5	DFT-s-OFDM QPSK	36@18	23.84	22.24	0.1675
7	15	15	525500	2507.5	DFT-s-OFDM QPSK	1@1	23.74	22.14	0.1637
7	15	15	525500	2507.5	DFT-s-OFDM QPSK	1@77	23.65	22.05	0.1603
7	15	15	525500	2507.5	DFT-s-OFDM 16 QAM	36@18	22.91	21.31	0.1352
7	15	15	525500	2507.5	DFT-s-OFDM 16 QAM	1@1	22.96	21.36	0.1368
7	15	15	525500	2507.5	DFT-s-OFDM 16 QAM	1@77	22.92	21.32	0.1355
7	15	15	525500	2507.5	DFT-s-OFDM 64 QAM	36@18	21.56	19.96	0.0991
7	15	15	525500	2507.5	DFT-s-OFDM 64 QAM	1@1	21.56	19.96	0.0991
7	15	15	525500	2507.5	DFT-s-OFDM 64 QAM	1@77	21.57	19.97	0.0993
7	15	15	525500	2507.5	DFT-s-OFDM 256 QAM	36@18	20.09	18.49	0.0706
7	15	15	525500	2507.5	DFT-s-OFDM 256 QAM	1@1	19.9	18.3	0.0676
7	15	15	525500	2507.5	DFT-s-OFDM 256 QAM	1@77	19.94	18.34	0.0682
7	15	15	525500	2507.5	CP-OFDM QPSK	39@19	22.68	21.08	0.1282
7	15	15	525500	2507.5	CP-OFDM QPSK	1@1	22.64	21.04	0.1271
7	15	15	525500	2507.5	CP-OFDM QPSK	1@77	22.61	21.01	0.1262
7	15	15	531000	2535	DFT-s-OFDM PI/2 BPSK	36@18	23.43	21.83	0.1524
7	15	15	531000	2535	DFT-s-OFDM PI/2 BPSK	1@1	23.42	21.82	0.1521

7	15	15	531000	2535	DFT-s-OFDM PI/2 BPSK	1@77	23.41	21.81	0.1517
7	15	15	531000	2535	DFT-s-OFDM QPSK	36@18	23.44	21.84	0.1528
7	15	15	531000	2535	DFT-s-OFDM QPSK	1@1	23.26	21.66	0.1466
7	15	15	531000	2535	DFT-s-OFDM QPSK	1@77	23.87	22.27	0.1687
7	15	15	531000	2535	DFT-s-OFDM 16 QAM	36@18	22.52	20.92	0.1236
7	15	15	531000	2535	DFT-s-OFDM 16 QAM	1@1	22.51	20.91	0.1233
7	15	15	531000	2535	DFT-s-OFDM 16 QAM	1@77	23.15	21.55	0.1429
7	15	15	531000	2535	DFT-s-OFDM 64 QAM	36@18	21.19	19.59	0.0910
7	15	15	531000	2535	DFT-s-OFDM 64 QAM	1@1	21.13	19.53	0.0897
7	15	15	531000	2535	DFT-s-OFDM 64 QAM	1@77	21.78	20.18	0.1042
7	15	15	531000	2535	DFT-s-OFDM 256 QAM	36@18	19.74	18.14	0.0652
7	15	15	531000	2535	DFT-s-OFDM 256 QAM	1@1	19.52	17.92	0.0619
7	15	15	531000	2535	DFT-s-OFDM 256 QAM	1@77	19.86	18.26	0.0670
7	15	15	531000	2535	CP-OFDM QPSK	39@19	22.27	20.67	0.1167
7	15	15	531000	2535	CP-OFDM QPSK	1@1	22.19	20.59	0.1146
7	15	15	531000	2535	CP-OFDM QPSK	1@77	22.8	21.2	0.1318
7	15	15	536500	2562.5	DFT-s-OFDM PI/2 BPSK	36@18	23.91	22.31	0.1702
7	15	15	536500	2562.5	DFT-s-OFDM PI/2 BPSK	1@1	23.98	22.38	0.1730
7	15	15	536500	2562.5	DFT-s-OFDM PI/2 BPSK	1@77	23.61	22.01	0.1589
7	15	15	536500	2562.5	DFT-s-OFDM QPSK	36@18	23.95	22.35	0.1718
7	15	15	536500	2562.5	DFT-s-OFDM QPSK	1@1	24.1	22.5	0.1778
7	15	15	536500	2562.5	DFT-s-OFDM QPSK	1@77	22.84	21.24	0.1330
7	15	15	536500	2562.5	DFT-s-OFDM 16 QAM	36@18	23.07	21.47	0.1403
7	15	15	536500	2562.5	DFT-s-OFDM 16 QAM	1@1	23.41	21.81	0.1517
7	15	15	536500	2562.5	DFT-s-OFDM 16 QAM	1@77	22.44	20.84	0.1213
7	15	15	536500	2562.5	DFT-s-OFDM 64 QAM	36@18	21.79	20.19	0.1045
7	15	15	536500	2562.5	DFT-s-OFDM 64 QAM	1@1	22.07	20.47	0.1114
7	15	15	536500	2562.5	DFT-s-OFDM 64 QAM	1@77	21.47	19.87	0.0971
7	15	15	536500	2562.5	DFT-s-OFDM 256 QAM	36@18	20	18.4	0.0692
7	15	15	536500	2562.5	DFT-s-OFDM 256 QAM	1@1	19.74	18.14	0.0652
7	15	15	536500	2562.5	DFT-s-OFDM 256 QAM	1@77	19.94	18.34	0.0682
7	15	15	536500	2562.5	CP-OFDM QPSK	39@19	22.99	21.39	0.1377
7	15	15	536500	2562.5	CP-OFDM QPSK	1@1	23.12	21.52	0.1419
7	15	15	536500	2562.5	CP-OFDM QPSK	1@77	22.38	20.78	0.1197



7	15	20	526000	2510	DFT-s-OFDM PI/2 BPSK	50@25	23.85	22.25	0.1679
7	15	20	526000	2510	DFT-s-OFDM PI/2 BPSK	1@1	23.86	22.26	0.1683
7	15	20	526000	2510	DFT-s-OFDM PI/2 BPSK	1@104	23.88	22.28	0.1690
7	15	20	526000	2510	DFT-s-OFDM QPSK	50@25	23.9	22.3	0.1698
7	15	20	526000	2510	DFT-s-OFDM QPSK	1@1	23.79	22.19	0.1656
7	15	20	526000	2510	DFT-s-OFDM QPSK	1@104	23.55	21.95	0.1567
7	15	20	526000	2510	DFT-s-OFDM 16 QAM	50@25	22.97	21.37	0.1371
7	15	20	526000	2510	DFT-s-OFDM 16 QAM	1@1	23.04	21.44	0.1393
7	15	20	526000	2510	DFT-s-OFDM 16 QAM	1@104	22.83	21.23	0.1327
7	15	20	526000	2510	DFT-s-OFDM 64 QAM	50@25	21.66	20.06	0.1014
7	15	20	526000	2510	DFT-s-OFDM 64 QAM	1@1	21.66	20.06	0.1014
7	15	20	526000	2510	DFT-s-OFDM 64 QAM	1@104	21.5	19.9	0.0977
7	15	20	526000	2510	DFT-s-OFDM 256 QAM	50@25	20.19	18.59	0.0723
7	15	20	526000	2510	DFT-s-OFDM 256 QAM	1@1	19.91	18.31	0.0678
7	15	20	526000	2510	DFT-s-OFDM 256 QAM	1@104	19.91	18.31	0.0678
7	15	20	526000	2510	CP-OFDM QPSK	53@26	22.78	21.18	0.1312
7	15	20	526000	2510	CP-OFDM QPSK	1@1	22.77	21.17	0.1309
7	15	20	526000	2510	CP-OFDM QPSK	1@104	22.53	20.93	0.1239
7	15	20	531000	2535	DFT-s-OFDM PI/2 BPSK	50@25	24.05	22.45	0.1758
7	15	20	531000	2535	DFT-s-OFDM PI/2 BPSK	1@1	24.17	22.57	0.1807
7	15	20	531000	2535	DFT-s-OFDM PI/2 BPSK	1@104	23.99	22.39	0.1734
7	15	20	531000	2535	DFT-s-OFDM QPSK	50@25	23.68	22.08	0.1614
7	15	20	531000	2535	DFT-s-OFDM QPSK	1@1	23.43	21.83	0.1524
7	15	20	531000	2535	DFT-s-OFDM QPSK	1@104	24.19	22.59	0.1816
7	15	20	531000	2535	DFT-s-OFDM 16 QAM	50@25	22.73	21.13	0.1297
7	15	20	531000	2535	DFT-s-OFDM 16 QAM	1@1	22.71	21.11	0.1291
7	15	20	531000	2535	DFT-s-OFDM 16 QAM	1@104	23.49	21.89	0.1545
7	15	20	531000	2535	DFT-s-OFDM 64 QAM	50@25	21.42	19.82	0.0959
7	15	20	531000	2535	DFT-s-OFDM 64 QAM	1@1	21.38	19.78	0.0951
7	15	20	531000	2535	DFT-s-OFDM 64 QAM	1@104	22.15	20.55	0.1135
7	15	20	531000	2535	DFT-s-OFDM 256 QAM	50@25	20.01	18.41	0.0693
7	15	20	531000	2535	DFT-s-OFDM 256 QAM	1@1	19.73	18.13	0.0650
7	15	20	531000	2535	DFT-s-OFDM 256 QAM	1@104	19.79	18.19	0.0659
7	15	20	531000	2535	CP-OFDM QPSK	53@26	22.52	20.92	0.1236

7	15	20	531000	2535	CP-OFDM QPSK	1@1	22.46	20.86	0.1219
7	15	20	531000	2535	CP-OFDM QPSK	1@104	23.15	21.55	0.1429
7	15	20	536000	2560	DFT-s-OFDM PI/2 BPSK	50@25	23.99	22.39	0.1734
7	15	20	536000	2560	DFT-s-OFDM PI/2 BPSK	1@1	23.89	22.29	0.1694
7	15	20	536000	2560	DFT-s-OFDM PI/2 BPSK	1@104	23.65	22.05	0.1603
7	15	20	536000	2560	DFT-s-OFDM QPSK	50@25	24.21	22.61	0.1824
7	15	20	536000	2560	DFT-s-OFDM QPSK	1@1	24.38	22.78	0.1897
7	15	20	536000	2560	DFT-s-OFDM QPSK	1@104	23.04	21.44	0.1393
7	15	20	536000	2560	DFT-s-OFDM 16 QAM	50@25	23.27	21.67	0.1469
7	15	20	536000	2560	DFT-s-OFDM 16 QAM	1@1	23.59	21.99	0.1581
7	15	20	536000	2560	DFT-s-OFDM 16 QAM	1@104	22.62	21.02	0.1265
7	15	20	536000	2560	DFT-s-OFDM 64 QAM	50@25	21.99	20.39	0.1094
7	15	20	536000	2560	DFT-s-OFDM 64 QAM	1@1	22.19	20.59	0.1146
7	15	20	536000	2560	DFT-s-OFDM 64 QAM	1@104	21.62	20.02	0.1005
7	15	20	536000	2560	DFT-s-OFDM 256 QAM	50@25	20.02	18.42	0.0695
7	15	20	536000	2560	DFT-s-OFDM 256 QAM	1@1	19.76	18.16	0.0655
7	15	20	536000	2560	DFT-s-OFDM 256 QAM	1@104	19.9	18.3	0.0676
7	15	20	536000	2560	CP-OFDM QPSK	53@26	23.03	21.43	0.1390
7	15	20	536000	2560	CP-OFDM QPSK	1@1	23.13	21.53	0.1422
7	15	20	536000	2560	CP-OFDM QPSK	1@104	22.47	20.87	0.1222
7	15	25	526500	2512.5	DFT-s-OFDM PI/2 BPSK	64@32	24.06	22.46	0.1762
7	15	25	526500	2512.5	DFT-s-OFDM PI/2 BPSK	1@1	24.11	22.51	0.1782
7	15	25	526500	2512.5	DFT-s-OFDM PI/2 BPSK	1@131	24.18	22.58	0.1811
7	15	25	526500	2512.5	DFT-s-OFDM QPSK	64@32	24.37	22.77	0.1892
7	15	25	526500	2512.5	DFT-s-OFDM QPSK	1@1	24.34	22.74	0.1879
7	15	25	526500	2512.5	DFT-s-OFDM QPSK	1@131	24.43	22.83	0.1919
7	15	25	526500	2512.5	DFT-s-OFDM 16 QAM	64@32	23.34	21.74	0.1493
7	15	25	526500	2512.5	DFT-s-OFDM 16 QAM	1@1	23.45	21.85	0.1531
7	15	25	526500	2512.5	DFT-s-OFDM 16 QAM	1@131	23.52	21.92	0.1556
7	15	25	526500	2512.5	DFT-s-OFDM 64 QAM	64@32	21.92	20.32	0.1076
7	15	25	526500	2512.5	DFT-s-OFDM 64 QAM	1@1	22.16	20.56	0.1138
7	15	25	526500	2512.5	DFT-s-OFDM 64 QAM	1@131	22.21	20.61	0.1151
7	15	25	526500	2512.5	DFT-s-OFDM 256 QAM	64@32	19.79	18.19	0.0659
7	15	25	526500	2512.5	DFT-s-OFDM 256 QAM	1@1	19.27	17.67	0.0585

7	15	25	526500	2512.5	DFT-s-OFDM 256 QAM	1@131	19.42	17.82	0.0605
7	15	25	526500	2512.5	CP-OFDM QPSK	67@33	22.88	21.28	0.1343
7	15	25	526500	2512.5	CP-OFDM QPSK	1@1	22.98	21.38	0.1374
7	15	25	526500	2512.5	CP-OFDM QPSK	1@131	23.05	21.45	0.1396
7	15	25	531000	2535	DFT-s-OFDM PI/2 BPSK	64@32	24.07	22.47	0.1766
7	15	25	531000	2535	DFT-s-OFDM PI/2 BPSK	1@1	24.25	22.65	0.1841
7	15	25	531000	2535	DFT-s-OFDM PI/2 BPSK	1@131	24.04	22.44	0.1754
7	15	25	531000	2535	DFT-s-OFDM QPSK	64@32	24.32	22.72	0.1871
7	15	25	531000	2535	DFT-s-OFDM QPSK	1@1	24.46	22.86	0.1932
7	15	25	531000	2535	DFT-s-OFDM QPSK	1@131	24.25	22.65	0.1841
7	15	25	531000	2535	DFT-s-OFDM 16 QAM	64@32	23.43	21.83	0.1524
7	15	25	531000	2535	DFT-s-OFDM 16 QAM	1@1	23.52	21.92	0.1556
7	15	25	531000	2535	DFT-s-OFDM 16 QAM	1@131	23.33	21.73	0.1489
7	15	25	531000	2535	DFT-s-OFDM 64 QAM	64@32	21.93	20.33	0.1079
7	15	25	531000	2535	DFT-s-OFDM 64 QAM	1@1	22.25	20.65	0.1161
7	15	25	531000	2535	DFT-s-OFDM 64 QAM	1@131	22.08	20.48	0.1117
7	15	25	531000	2535	DFT-s-OFDM 256 QAM	64@32	19.82	18.22	0.0664
7	15	25	531000	2535	DFT-s-OFDM 256 QAM	1@1	19.4	17.8	0.0603
7	15	25	531000	2535	DFT-s-OFDM 256 QAM	1@131	19.18	17.58	0.0573
7	15	25	531000	2535	CP-OFDM QPSK	67@33	22.89	21.29	0.1346
7	15	25	531000	2535	CP-OFDM QPSK	1@1	23.05	21.45	0.1396
7	15	25	531000	2535	CP-OFDM QPSK	1@131	22.86	21.26	0.1337
7	15	25	535500	2557.5	DFT-s-OFDM PI/2 BPSK	64@32	24.02	22.42	0.1746
7	15	25	535500	2557.5	DFT-s-OFDM PI/2 BPSK	1@1	24.06	22.46	0.1762
7	15	25	535500	2557.5	DFT-s-OFDM PI/2 BPSK	1@131	23.69	22.09	0.1618
7	15	25	535500	2557.5	DFT-s-OFDM QPSK	64@32	24.1	22.5	0.1778
7	15	25	535500	2557.5	DFT-s-OFDM QPSK	1@1	24.25	22.65	0.1841
7	15	25	535500	2557.5	DFT-s-OFDM QPSK	1@131	24.22	22.62	0.1828
7	15	25	535500	2557.5	DFT-s-OFDM 16 QAM	64@32	23.18	21.58	0.1439
7	15	25	535500	2557.5	DFT-s-OFDM 16 QAM	1@1	23.34	21.74	0.1493
7	15	25	535500	2557.5	DFT-s-OFDM 16 QAM	1@131	23.29	21.69	0.1476
7	15	25	535500	2557.5	DFT-s-OFDM 64 QAM	64@32	21.75	20.15	0.1035
7	15	25	535500	2557.5	DFT-s-OFDM 64 QAM	1@1	22.09	20.49	0.1119
7	15	25	535500	2557.5	DFT-s-OFDM 64 QAM	1@131	22.02	20.42	0.1102

7	15	25	535500	2557.5	DFT-s-OFDM 256 QAM	64@32	19.67	18.07	0.0641
7	15	25	535500	2557.5	DFT-s-OFDM 256 QAM	1@1	19.2	17.6	0.0575
7	15	25	535500	2557.5	DFT-s-OFDM 256 QAM	1@131	19.12	17.52	0.0565
7	15	25	535500	2557.5	CP-OFDM QPSK	67@33	22.75	21.15	0.1303
7	15	25	535500	2557.5	CP-OFDM QPSK	1@1	22.83	21.23	0.1327
7	15	25	535500	2557.5	CP-OFDM QPSK	1@131	22.79	21.19	0.1315
7	15	30	527000	2515	DFT-s-OFDM PI/2 BPSK	80@40	24.07	22.47	0.1766
7	15	30	527000	2515	DFT-s-OFDM PI/2 BPSK	1@1	24.15	22.55	0.1799
7	15	30	527000	2515	DFT-s-OFDM PI/2 BPSK	1@158	24.16	22.56	0.1803
7	15	30	527000	2515	DFT-s-OFDM QPSK	80@40	24.26	22.66	0.1845
7	15	30	527000	2515	DFT-s-OFDM QPSK	1@1	24.39	22.79	0.1901
7	15	30	527000	2515	DFT-s-OFDM QPSK	1@158	24.49	22.89	0.1945
7	15	30	527000	2515	DFT-s-OFDM 16 QAM	80@40	23.35	21.75	0.1496
7	15	30	527000	2515	DFT-s-OFDM 16 QAM	1@1	23.46	21.86	0.1535
7	15	30	527000	2515	DFT-s-OFDM 16 QAM	1@158	23.5	21.9	0.1549
7	15	30	527000	2515	DFT-s-OFDM 64 QAM	80@40	21.93	20.33	0.1079
7	15	30	527000	2515	DFT-s-OFDM 64 QAM	1@1	22.2	20.6	0.1148
7	15	30	527000	2515	DFT-s-OFDM 64 QAM	1@158	22.2	20.6	0.1148
7	15	30	527000	2515	DFT-s-OFDM 256 QAM	80@40	19.84	18.24	0.0667
7	15	30	527000	2515	DFT-s-OFDM 256 QAM	1@1	19.34	17.74	0.0594
7	15	30	527000	2515	DFT-s-OFDM 256 QAM	1@158	19.44	17.84	0.0608
7	15	30	527000	2515	CP-OFDM QPSK	80@40	22.89	21.29	0.1346
7	15	30	527000	2515	CP-OFDM QPSK	1@1	22.97	21.37	0.1371
7	15	30	527000	2515	CP-OFDM QPSK	1@158	23.09	21.49	0.1409
7	15	30	531000	2535	DFT-s-OFDM PI/2 BPSK	80@40	24.08	22.48	0.1770
7	15	30	531000	2535	DFT-s-OFDM PI/2 BPSK	1@1	24.19	22.59	0.1816
7	15	30	531000	2535	DFT-s-OFDM PI/2 BPSK	1@158	24.03	22.43	0.1750
7	15	30	531000	2535	DFT-s-OFDM QPSK	80@40	24.3	22.7	0.1862
7	15	30	531000	2535	DFT-s-OFDM QPSK	1@1	24.39	22.79	0.1901
7	15	30	531000	2535	DFT-s-OFDM QPSK	1@158	24.21	22.61	0.1824
7	15	30	531000	2535	DFT-s-OFDM 16 QAM	80@40	23.37	21.77	0.1503
7	15	30	531000	2535	DFT-s-OFDM 16 QAM	1@1	23.42	21.82	0.1521
7	15	30	531000	2535	DFT-s-OFDM 16 QAM	1@158	23.35	21.75	0.1496
7	15	30	531000	2535	DFT-s-OFDM 64 QAM	80@40	21.93	20.33	0.1079

7	15	30	531000	2535	DFT-s-OFDM 64 QAM	1@1	22.13	20.53	0.1130
7	15	30	531000	2535	DFT-s-OFDM 64 QAM	1@158	22.03	20.43	0.1104
7	15	30	531000	2535	DFT-s-OFDM 256 QAM	80@40	19.83	18.23	0.0665
7	15	30	531000	2535	DFT-s-OFDM 256 QAM	1@1	19.35	17.75	0.0596
7	15	30	531000	2535	DFT-s-OFDM 256 QAM	1@158	19.18	17.58	0.0573
7	15	30	531000	2535	CP-OFDM QPSK	80@40	22.92	21.32	0.1355
7	15	30	531000	2535	CP-OFDM QPSK	1@1	22.96	21.36	0.1368
7	15	30	531000	2535	CP-OFDM QPSK	1@158	22.85	21.25	0.1334
7	15	30	535000	2555	DFT-s-OFDM PI/2 BPSK	80@40	24.02	22.42	0.1746
7	15	30	535000	2555	DFT-s-OFDM PI/2 BPSK	1@1	24.11	22.51	0.1782
7	15	30	535000	2555	DFT-s-OFDM PI/2 BPSK	1@158	23.68	22.08	0.1614
7	15	30	535000	2555	DFT-s-OFDM QPSK	80@40	24.09	22.49	0.1774
7	15	30	535000	2555	DFT-s-OFDM QPSK	1@1	24.31	22.71	0.1866
7	15	30	535000	2555	DFT-s-OFDM QPSK	1@158	24.31	22.71	0.1866
7	15	30	535000	2555	DFT-s-OFDM 16 QAM	80@40	23.22	21.62	0.1452
7	15	30	535000	2555	DFT-s-OFDM 16 QAM	1@1	23.4	21.8	0.1514
7	15	30	535000	2555	DFT-s-OFDM 16 QAM	1@158	23.4	21.8	0.1514
7	15	30	535000	2555	DFT-s-OFDM 64 QAM	80@40	21.77	20.17	0.1040
7	15	30	535000	2555	DFT-s-OFDM 64 QAM	1@1	22.08	20.48	0.1117
7	15	30	535000	2555	DFT-s-OFDM 64 QAM	1@158	22.11	20.51	0.1125
7	15	30	535000	2555	DFT-s-OFDM 256 QAM	80@40	19.69	18.09	0.0644
7	15	30	535000	2555	DFT-s-OFDM 256 QAM	1@1	19.27	17.67	0.0585
7	15	30	535000	2555	DFT-s-OFDM 256 QAM	1@158	19.28	17.68	0.0586
7	15	30	535000	2555	CP-OFDM QPSK	80@40	22.72	21.12	0.1294
7	15	30	535000	2555	CP-OFDM QPSK	1@1	22.94	21.34	0.1361
7	15	30	535000	2555	CP-OFDM QPSK	1@158	22.91	21.31	0.1352
7	15	40	528000	2520	DFT-s-OFDM PI/2 BPSK	108@54	24.48	22.88	0.1941
7	15	40	528000	2520	DFT-s-OFDM PI/2 BPSK	1@1	24.43	22.83	0.1919
7	15	40	528000	2520	DFT-s-OFDM PI/2 BPSK	1@214	24.42	22.82	0.1914
7	15	40	528000	2520	DFT-s-OFDM QPSK	108@54	24.69	23.09	0.2037
7	15	40	528000	2520	DFT-s-OFDM QPSK	1@1	24.71	23.11	0.2046
7	15	40	528000	2520	DFT-s-OFDM QPSK	1@214	24.76	23.16	0.2070
7	15	40	528000	2520	DFT-s-OFDM 16 QAM	108@54	23.8	22.2	0.1660
7	15	40	528000	2520	DFT-s-OFDM 16 QAM	1@1	23.84	22.24	0.1675

7	15	40	528000	2520	DFT-s-OFDM 16 QAM	1@214	23.8	22.2	0.1660
7	15	40	528000	2520	DFT-s-OFDM 64 QAM	108@54	22.32	20.72	0.1180
7	15	40	528000	2520	DFT-s-OFDM 64 QAM	1@1	22.53	20.93	0.1239
7	15	40	528000	2520	DFT-s-OFDM 64 QAM	1@214	22.52	20.92	0.1236
7	15	40	528000	2520	DFT-s-OFDM 256 QAM	108@54	20.25	18.65	0.0733
7	15	40	528000	2520	DFT-s-OFDM 256 QAM	1@1	19.75	18.15	0.0653
7	15	40	528000	2520	DFT-s-OFDM 256 QAM	1@214	19.75	18.15	0.0653
7	15	40	528000	2520	CP-OFDM QPSK	108@54	23.31	21.71	0.1483
7	15	40	528000	2520	CP-OFDM QPSK	1@1	23.31	21.71	0.1483
7	15	40	528000	2520	CP-OFDM QPSK	1@214	23.3	21.7	0.1479
7	15	40	531000	2535	DFT-s-OFDM PI/2 BPSK	108@54	24.41	22.81	0.1910
7	15	40	531000	2535	DFT-s-OFDM PI/2 BPSK	1@1	24.59	22.99	0.1991
7	15	40	531000	2535	DFT-s-OFDM PI/2 BPSK	1@214	24.41	22.81	0.1910
7	15	40	531000	2535	DFT-s-OFDM QPSK	108@54	24.7	23.1	0.2042
7	15	40	531000	2535	DFT-s-OFDM QPSK	1@1	24.76	23.16	0.2070
7	15	40	531000	2535	DFT-s-OFDM QPSK	1@214	24.57	22.97	0.1982
7	15	40	531000	2535	DFT-s-OFDM 16 QAM	108@54	23.8	22.2	0.1660
7	15	40	531000	2535	DFT-s-OFDM 16 QAM	1@1	23.85	22.25	0.1679
7	15	40	531000	2535	DFT-s-OFDM 16 QAM	1@214	23.7	22.1	0.1622
7	15	40	531000	2535	DFT-s-OFDM 64 QAM	108@54	22.35	20.75	0.1189
7	15	40	531000	2535	DFT-s-OFDM 64 QAM	1@1	22.51	20.91	0.1233
7	15	40	531000	2535	DFT-s-OFDM 64 QAM	1@214	22.32	20.72	0.1180
7	15	40	531000	2535	DFT-s-OFDM 256 QAM	108@54	20.27	18.67	0.0736
7	15	40	531000	2535	DFT-s-OFDM 256 QAM	1@1	19.74	18.14	0.0652
7	15	40	531000	2535	DFT-s-OFDM 256 QAM	1@214	19.6	18	0.0631
7	15	40	531000	2535	CP-OFDM QPSK	108@54	23.31	21.71	0.1483
7	15	40	531000	2535	CP-OFDM QPSK	1@1	23.31	21.71	0.1483
7	15	40	531000	2535	CP-OFDM QPSK	1@214	23.14	21.54	0.1426
7	15	40	534000	2550	DFT-s-OFDM PI/2 BPSK	108@54	24.4	22.8	0.1905
7	15	40	534000	2550	DFT-s-OFDM PI/2 BPSK	1@1	24.62	23.02	0.2004
7	15	40	534000	2550	DFT-s-OFDM PI/2 BPSK	1@214	24.01	22.41	0.1742
7	15	40	534000	2550	DFT-s-OFDM QPSK	108@54	24.6	23	0.1995
7	15	40	534000	2550	DFT-s-OFDM QPSK	1@1	24.83	23.23	0.2104
7	15	40	534000	2550	DFT-s-OFDM QPSK	1@214	24.73	23.13	0.2056

7	15	40	534000	2550	DFT-s-OFDM 16 QAM	108@54	23.73	22.13	0.1633
7	15	40	534000	2550	DFT-s-OFDM 16 QAM	1@1	23.87	22.27	0.1687
7	15	40	534000	2550	DFT-s-OFDM 16 QAM	1@214	23.74	22.14	0.1637
7	15	40	534000	2550	DFT-s-OFDM 64 QAM	108@54	22.15	20.55	0.1135
7	15	40	534000	2550	DFT-s-OFDM 64 QAM	1@1	22.6	21	0.1259
7	15	40	534000	2550	DFT-s-OFDM 64 QAM	1@214	22.52	20.92	0.1236
7	15	40	534000	2550	DFT-s-OFDM 256 QAM	108@54	20.14	18.54	0.0714
7	15	40	534000	2550	DFT-s-OFDM 256 QAM	1@1	19.83	18.23	0.0665
7	15	40	534000	2550	DFT-s-OFDM 256 QAM	1@214	19.72	18.12	0.0649
7	15	40	534000	2550	CP-OFDM QPSK	108@54	23.16	21.56	0.1432
7	15	40	534000	2550	CP-OFDM QPSK	1@1	23.37	21.77	0.1503
7	15	40	534000	2550	CP-OFDM QPSK	1@214	23.26	21.66	0.1466

## Frequency Stability

NR Band	SCS (kHz)	Bandwidth (MHz)	Arfcn	Freq (MHz)	Modulation	RB	Deviation (ppm)	Verdict	Environment
7	15	20	531000	2535.0	DFT-s-OFDM QPSK	100@0	-0.00205	<b>PASS</b>	NV
7	15	20	531000	2535.0	DFT-s-OFDM QPSK	100@0	-0.00783	<b>PASS</b>	LV
7	15	20	531000	2535.0	DFT-s-OFDM QPSK	100@0	-0.00338	<b>PASS</b>	HV
7	15	20	531000	2535.0	DFT-s-OFDM QPSK	100@0	-0.00794	<b>PASS</b>	-30°C
7	15	20	531000	2535.0	DFT-s-OFDM QPSK	100@0	-0.00573	<b>PASS</b>	-20°C
7	15	20	531000	2535.0	DFT-s-OFDM QPSK	100@0	-0.00344	<b>PASS</b>	-10°C
7	15	20	531000	2535.0	DFT-s-OFDM QPSK	100@0	-0.00561	<b>PASS</b>	0°C
7	15	20	531000	2535.0	DFT-s-OFDM QPSK	100@0	-0.0049	<b>PASS</b>	10°C
7	15	20	531000	2535.0	DFT-s-OFDM QPSK	100@0	-0.00592	<b>PASS</b>	20°C
7	15	20	531000	2535.0	DFT-s-OFDM QPSK	100@0	-0.00488	<b>PASS</b>	30°C
7	15	20	531000	2535.0	DFT-s-OFDM QPSK	100@0	-0.00707	<b>PASS</b>	40°C
7	15	20	531000	2535.0	DFT-s-OFDM QPSK	100@0	-0.00282	<b>PASS</b>	50°C



## Peak to Average Ratio

NR Band	SCS (kHz)	Bandwidth (MHz)	Arfcn	Freq (MHz)	Modulation	RB	Result (dB)	Limit (dB)	Verdict
7	15	20	526000	2510.0	DFT-s-OFDM QPSK	100@0	5.63	13	PASS
7	15	20	526000	2510.0	DFT-s-OFDM QPSK	1@0	5.87	13	PASS
7	15	20	531000	2535.0	DFT-s-OFDM QPSK	100@0	5.48	13	PASS
7	15	20	531000	2535.0	DFT-s-OFDM QPSK	1@0	5.34	13	PASS
7	15	20	536000	2560.0	DFT-s-OFDM QPSK	100@0	5.65	13	PASS
7	15	20	536000	2560.0	DFT-s-OFDM QPSK	1@0	5.66	13	PASS

B5\_N7(20M)\_DFT-s-OFDM\_QPSK\_Outer\_Full\_Low\_CH



B5\_N7(20M)\_DFT-s-OFDM\_QPSK\_Edge\_1RB\_Left\_Low\_CH



B5\_N7(20M)\_DFT-s-OFDM\_QPSK\_Outer\_Full\_Mid\_CH



B5\_N7(20M)\_DFT-s-OFDM\_QPSK\_Edge\_1RB\_Left\_Mid\_CH



B5\_N7(20M)\_DFT-s-OFDM\_QPSK\_Outer\_Full\_High\_CH



B5\_N7(20M)\_DFT-s-OFDM\_QPSK\_Edge\_1RB\_Left\_High\_CH

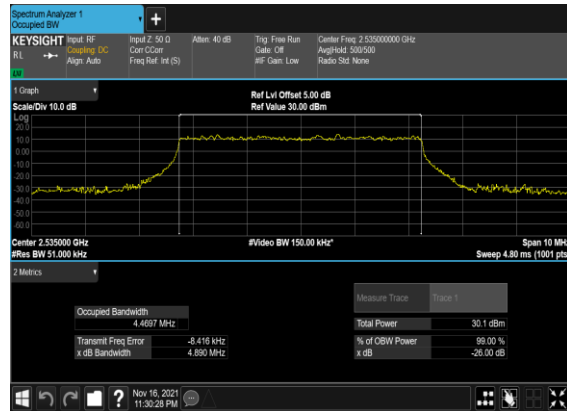


## Occupied Bandwidth

NR Band	SCS (kHz)	Bandwidth (MHz)	Arfcn	Freq (MHz)	Modulation	RB	OBW (MHz)	26dB OBW (MHz)
7	15	5	531000	2535.0	DFT-s-OFDM QPSK	25@0	4.4697	4.89
7	15	5	531000	2535.0	CP-OFDM QPSK	25@0	4.4814	5.129
7	15	5	531000	2535.0	CP-OFDM 16 QAM	25@0	4.5007	5.182
7	15	5	531000	2535.0	CP-OFDM 64 QAM	25@0	4.487	5.083
7	15	5	531000	2535.0	CP-OFDM 256 QAM	25@0	4.4733	5.056
7	15	10	531000	2535.0	DFT-s-OFDM QPSK	50@0	8.9102	9.642
7	15	10	531000	2535.0	CP-OFDM QPSK	52@0	9.2855	10.09
7	15	10	531000	2535.0	CP-OFDM 16 QAM	52@0	9.2725	9.99
7	15	10	531000	2535.0	CP-OFDM 64 QAM	52@0	9.273	10.01
7	15	10	531000	2535.0	CP-OFDM 256 QAM	52@0	9.296	10.12
7	15	15	531000	2535.0	DFT-s-OFDM QPSK	75@0	13.38	14.23
7	15	15	531000	2535.0	CP-OFDM QPSK	79@0	14.088	15.07
7	15	15	531000	2535.0	CP-OFDM 16 QAM	79@0	14.11	15.0
7	15	15	531000	2535.0	CP-OFDM 64 QAM	79@0	14.12	14.95
7	15	15	531000	2535.0	CP-OFDM 256 QAM	79@0	14.074	14.91
7	15	20	531000	2535.0	DFT-s-OFDM QPSK	100@0	17.853	18.77
7	15	20	531000	2535.0	CP-OFDM QPSK	106@0	18.919	20.27
7	15	20	531000	2535.0	CP-OFDM 16 QAM	106@0	18.947	20.09
7	15	20	531000	2535.0	CP-OFDM 64 QAM	106@0	18.926	19.89
7	15	20	531000	2535.0	CP-OFDM 256 QAM	106@0	18.973	19.95
7	15	25	531000	2535.0	DFT-s-OFDM QPSK	128@0	22.895	23.75
7	15	25	531000	2535.0	CP-OFDM QPSK	133@0	23.678	24.79
7	15	25	531000	2535.0	CP-OFDM 16 QAM	133@0	23.718	24.84
7	15	25	531000	2535.0	CP-OFDM 64 QAM	133@0	23.722	24.86

7	15	25	531000	2535.0	CP-OFDM 256 QAM	133@0	23.747	24.73
7	15	30	531000	2535.0	DFT-s- OFDM QPSK	160@0	28.55	29.76
7	15	30	531000	2535.0	CP-OFDM QPSK	160@0	28.525	29.74
7	15	30	531000	2535.0	CP-OFDM 16 QAM	160@0	28.625	29.69
7	15	30	531000	2535.0	CP-OFDM 64 QAM	160@0	28.514	29.87
7	15	30	531000	2535.0	CP-OFDM 256 QAM	160@0	28.61	29.84
7	15	40	531000	2535.0	DFT-s- OFDM QPSK	216@0	38.662	40.17
7	15	40	531000	2535.0	CP-OFDM QPSK	216@0	38.472	39.97
7	15	40	531000	2535.0	CP-OFDM 16 QAM	216@0	38.472	39.89
7	15	40	531000	2535.0	CP-OFDM 64 QAM	216@0	38.575	39.87
7	15	40	531000	2535.0	CP-OFDM 256 QAM	216@0	38.508	40.0

## B5\_N7(5M)\_DFT-s-OFDM\_QPSK\_Outer\_Full\_Mid\_CH



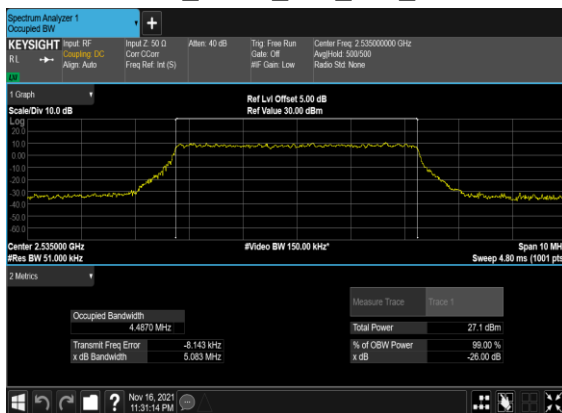
## B5\_N7(5M)\_CP-OFDM\_QPSK\_Outer\_Full\_Mid\_CH



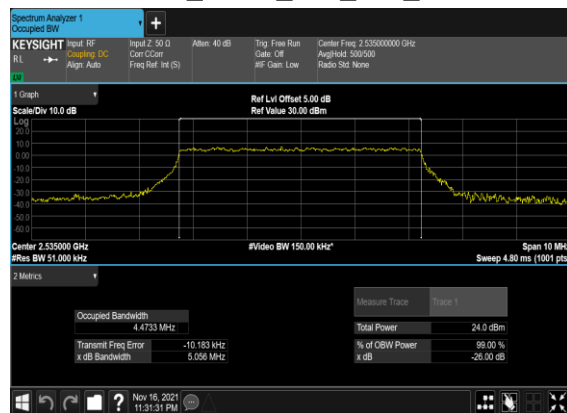
## B5\_N7(5M)\_CP-OFDM\_16QAM\_Outer\_Full\_Mid\_CH



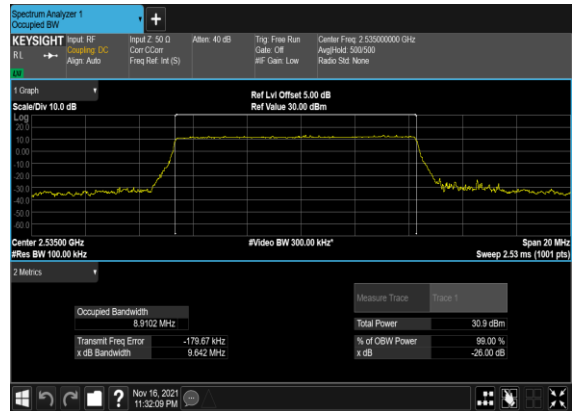
## B5\_N7(5M)\_CP-OFDM\_64QAM\_Outer\_Full\_Mid\_CH



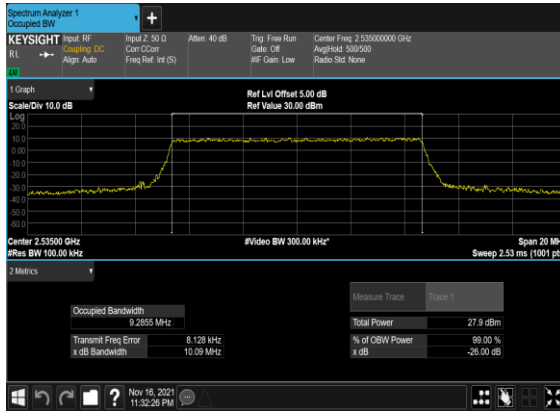
## B5\_N7(5M)\_CP-OFDM\_256QAM\_Outer\_Full\_Mid\_CH



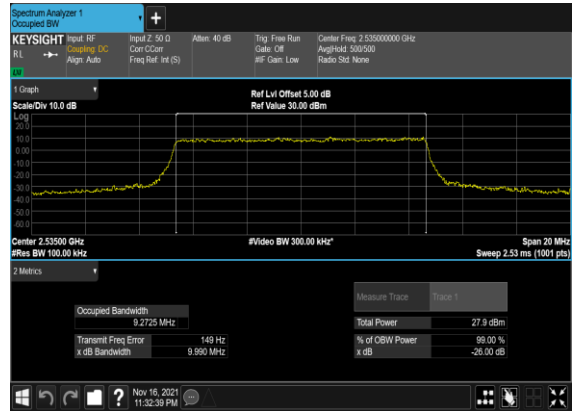
## B5\_N7(10M)\_DFT-s-OFDM\_QPSK\_Outer\_Full\_Mid\_CH



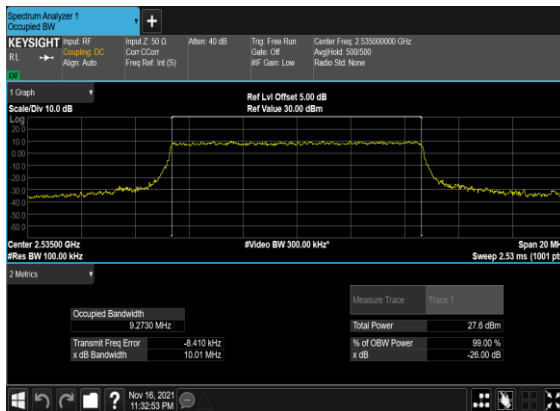
## B5\_N7(10M)\_CP-OFDM\_QPSK\_Outer\_Full\_Mid\_CH



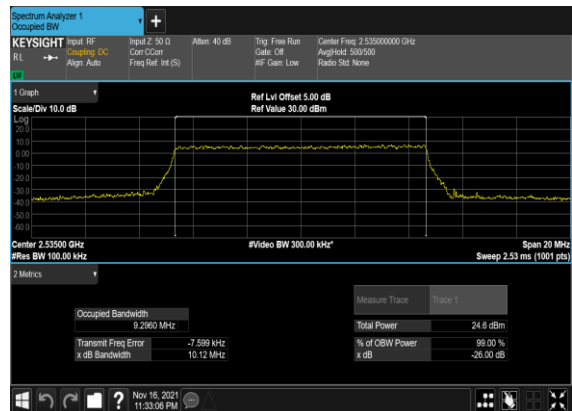
## B5\_N7(10M)\_CP-OFDM\_16QAM\_Outer\_Full\_Mid\_CH



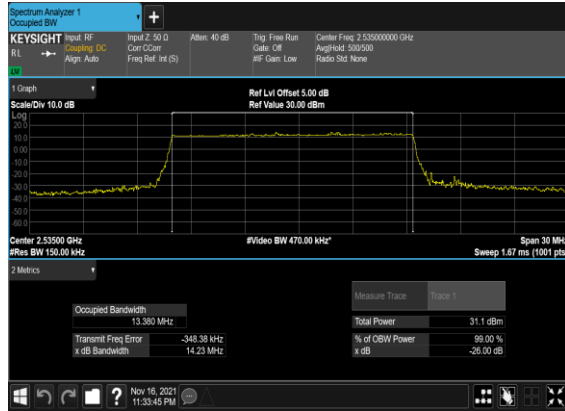
## B5\_N7(10M)\_CP-OFDM\_64QAM\_Outer\_Full\_Mid\_CH



## B5\_N7(10M)\_CP-OFDM\_256QAM\_Outer\_Full\_Mid\_CH



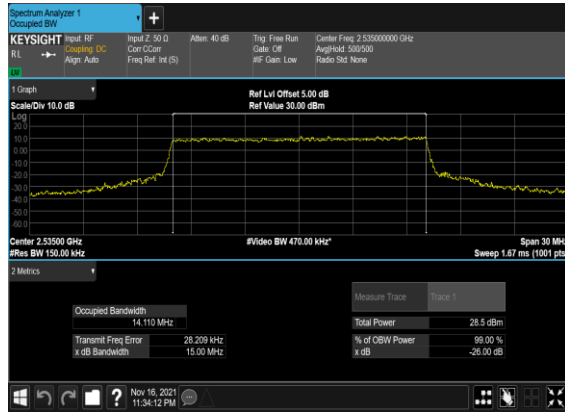
## B5\_N7(15M)\_DFT-s-OFDM\_QPSK\_Outer\_Full\_Mid\_CH



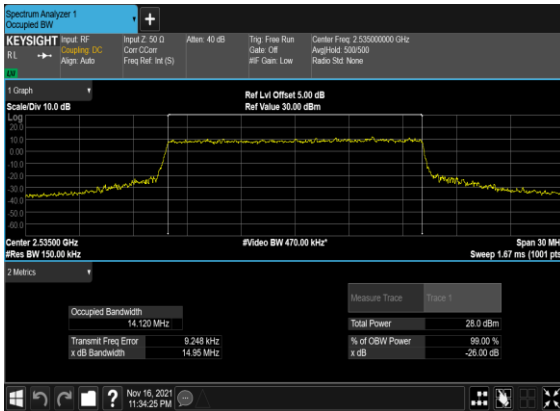
## B5\_N7(15M)\_CP-OFDM\_QPSK\_Outer\_Full\_Mid\_CH



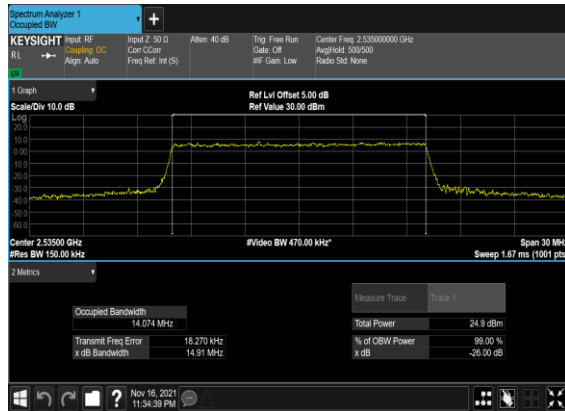
## B5\_N7(15M)\_CP-OFDM\_16QAM\_Outer\_Full\_Mid\_CH



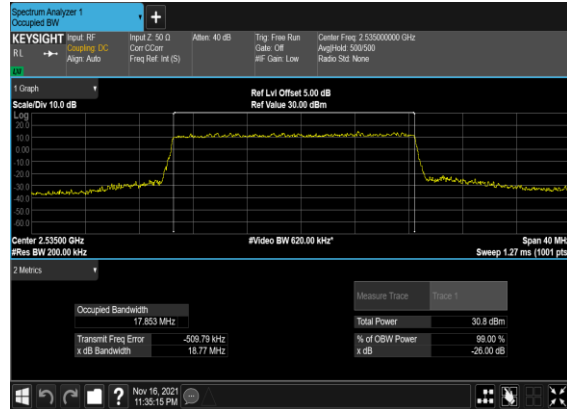
## B5\_N7(15M)\_CP-OFDM\_64QAM\_Outer\_Full\_Mid\_CH



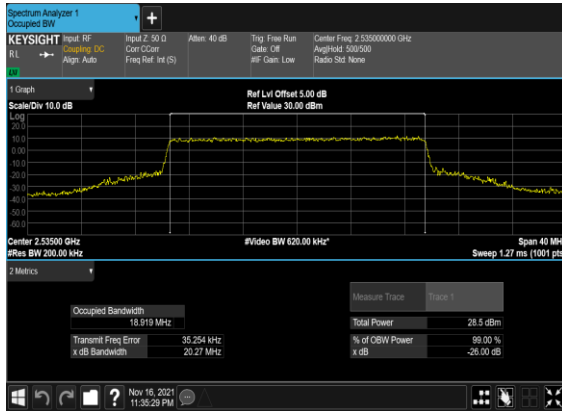
## B5\_N7(15M)\_CP-OFDM\_256QAM\_Outer\_Full\_Mid\_CH



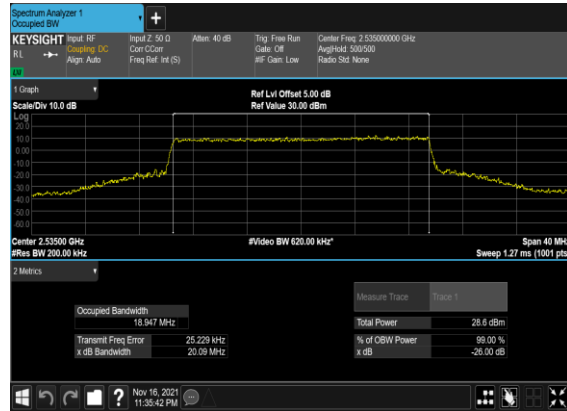
## B5\_N7(20M)\_DFT-s-OFDM\_QPSK\_Outer\_Full\_Mid\_CH



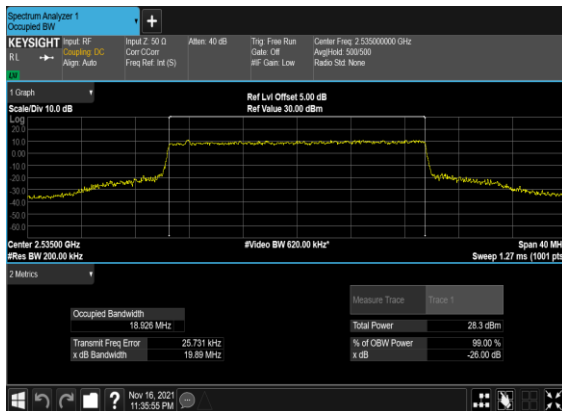
## B5\_N7(20M)\_CP-OFDM\_QPSK\_Outer\_Full\_Mid\_CH



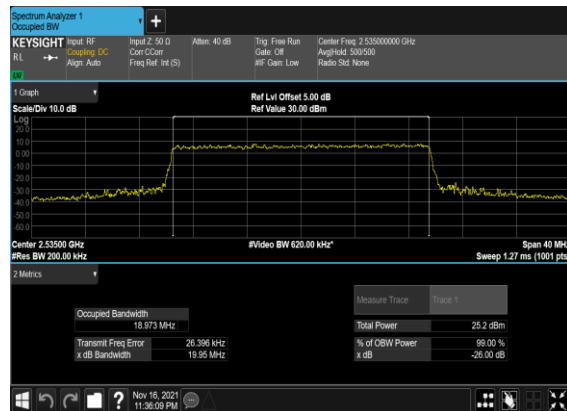
## B5\_N7(20M)\_CP-OFDM\_16QAM\_Outer\_Full\_Mid\_CH



## B5\_N7(20M)\_CP-OFDM\_64QAM\_Outer\_Full\_Mid\_CH

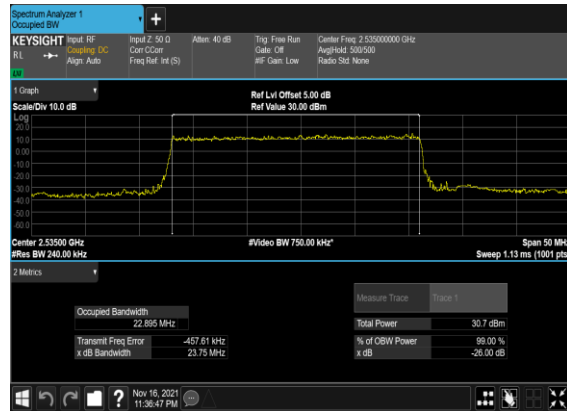


## B5\_N7(20M)\_CP-OFDM\_256QAM\_Outer\_Full\_Mid\_CH

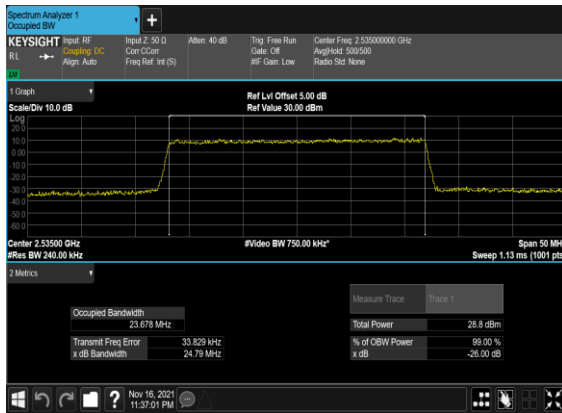




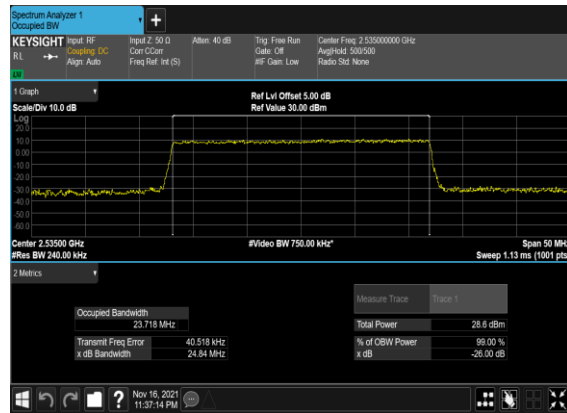
## B5\_N7(25M)\_DFT-s-OFDM\_QPSK\_Outer\_Full\_Mid\_CH



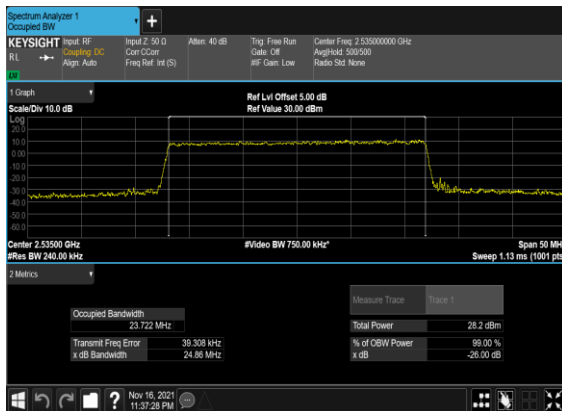
## B5\_N7(25M)\_CP-OFDM\_QPSK\_Outer\_Full\_Mid\_CH



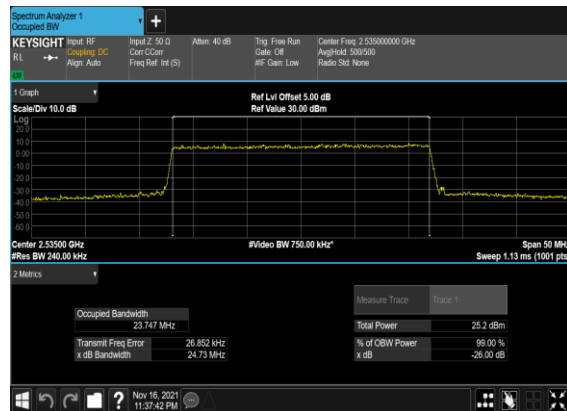
## B5\_N7(25M)\_CP-OFDM\_16QAM\_Outer\_Full\_Mid\_CH



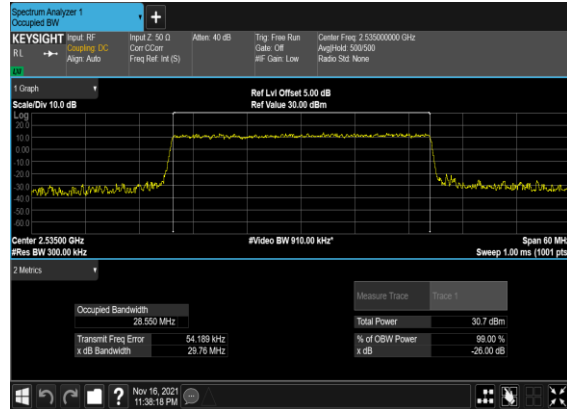
## B5\_N7(25M)\_CP-OFDM\_64QAM\_Outer\_Full\_Mid\_CH



## B5\_N7(25M)\_CP-OFDM\_256QAM\_Outer\_Full\_Mid\_CH



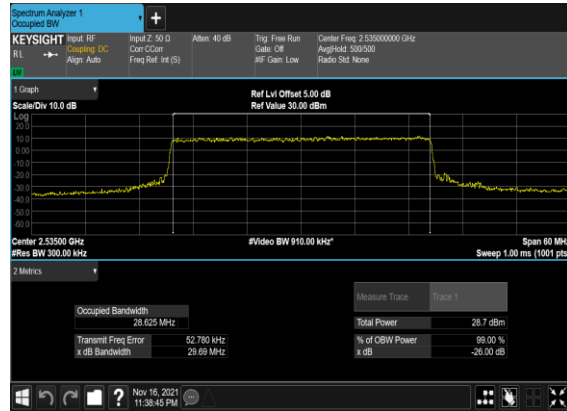
## B5\_N7(30M)\_DFT-s-OFDM\_QPSK\_Outer\_Full\_Mid\_CH



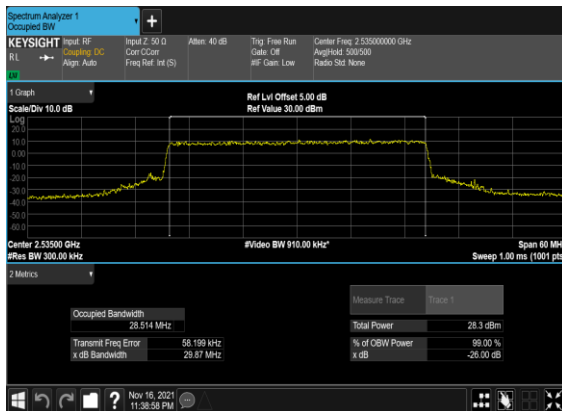
## B5\_N7(30M)\_CP-OFDM\_QPSK\_Outer\_Full\_Mid\_CH



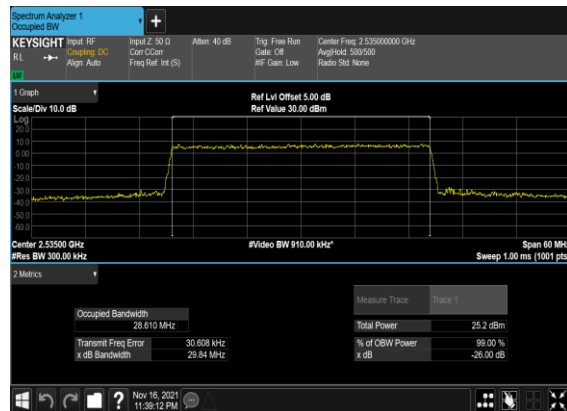
## B5\_N7(30M)\_CP-OFDM\_16QAM\_Outer\_Full\_Mid\_CH



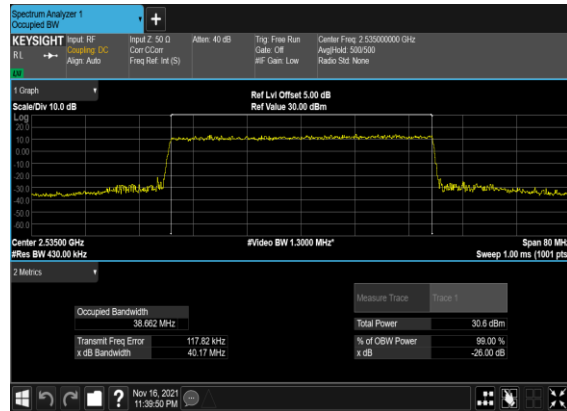
## B5\_N7(30M)\_CP-OFDM\_64QAM\_Outer\_Full\_Mid\_CH



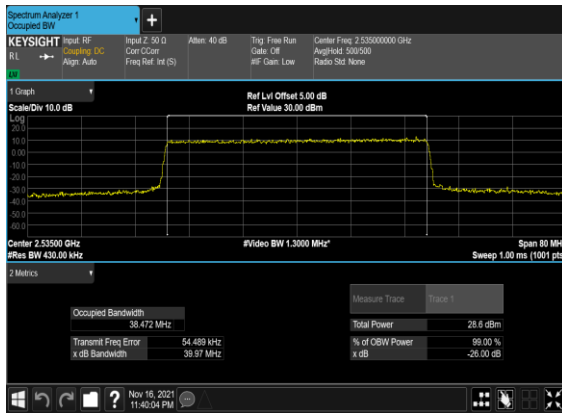
## B5\_N7(30M)\_CP-OFDM\_256QAM\_Outer\_Full\_Mid\_CH



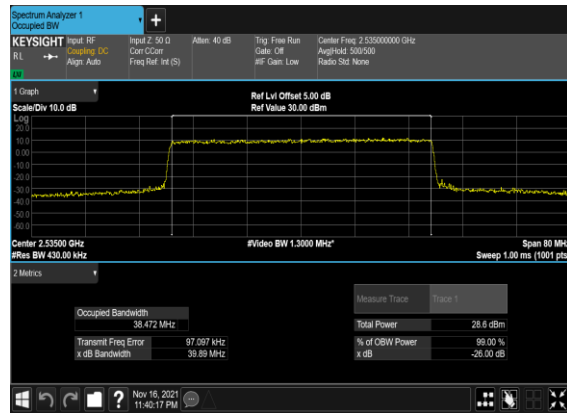
## B5\_N7(40M)\_DFT-s-OFDM\_QPSK\_Outer\_Full\_Mid\_CH



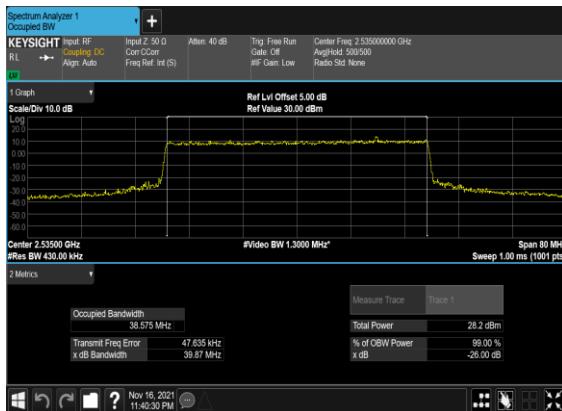
## B5\_N7(40M)\_CP-OFDM\_QPSK\_Outer\_Full\_Mid\_CH



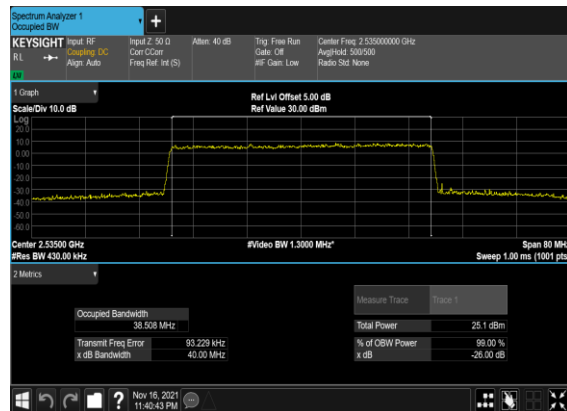
## B5\_N7(40M)\_CP-OFDM\_16QAM\_Outer\_Full\_Mid\_CH



## B5\_N7(40M)\_CP-OFDM\_64QAM\_Outer\_Full\_Mid\_CH



## B5\_N7(40M)\_CP-OFDM\_256QAM\_Outer\_Full\_Mid\_CH



## Conducted Spurious Emissions

NR Band	SCS (kHz)	Bandwidth (MHz)	Arfcn	Freq (MHz)	Modulation	RB	Result	Verdict
7	15	5	524500	2502.5	DFT-s-OFDM QPSK	1@0	see graph	---
7	15	5	524500	2502.5	DFT-s-OFDM QPSK	1@0	see graph	<b>PASS</b>
7	15	5	524500	2502.5	DFT-s-OFDM QPSK	1@0	see graph	<b>PASS</b>
7	15	5	531000	2535.0	DFT-s-OFDM QPSK	1@0	see graph	---
7	15	5	531000	2535.0	DFT-s-OFDM QPSK	1@0	see graph	<b>PASS</b>
7	15	5	531000	2535.0	DFT-s-OFDM QPSK	1@0	see graph	<b>PASS</b>
7	15	5	537500	2567.5	DFT-s-OFDM QPSK	1@0	see graph	---
7	15	5	537500	2567.5	DFT-s-OFDM QPSK	1@0	see graph	<b>PASS</b>
7	15	5	537500	2567.5	DFT-s-OFDM QPSK	1@0	see graph	<b>PASS</b>
7	15	20	526000	2510.0	DFT-s-OFDM QPSK	1@0	see graph	---
7	15	20	526000	2510.0	DFT-s-OFDM QPSK	1@0	see graph	<b>PASS</b>
7	15	20	526000	2510.0	DFT-s-OFDM QPSK	1@0	see graph	<b>PASS</b>
7	15	20	531000	2535.0	DFT-s-OFDM QPSK	1@0	see graph	---
7	15	20	531000	2535.0	DFT-s-OFDM QPSK	1@0	see graph	<b>PASS</b>
7	15	20	531000	2535.0	DFT-s-OFDM QPSK	1@0	see graph	<b>PASS</b>
7	15	20	536000	2560.0	DFT-s-OFDM QPSK	1@0	see graph	---
7	15	20	536000	2560.0	DFT-s-OFDM QPSK	1@0	see graph	<b>PASS</b>
7	15	20	536000	2560.0	DFT-s-OFDM QPSK	1@0	see graph	<b>PASS</b>
7	15	40	528000	2520.0	DFT-s-OFDM QPSK	1@0	see graph	---
7	15	40	528000	2520.0	DFT-s-OFDM QPSK	1@0	see graph	<b>PASS</b>
7	15	40	528000	2520.0	DFT-s-OFDM QPSK	1@0	see graph	<b>PASS</b>
7	15	40	531000	2535.0	DFT-s-OFDM QPSK	1@0	see graph	---