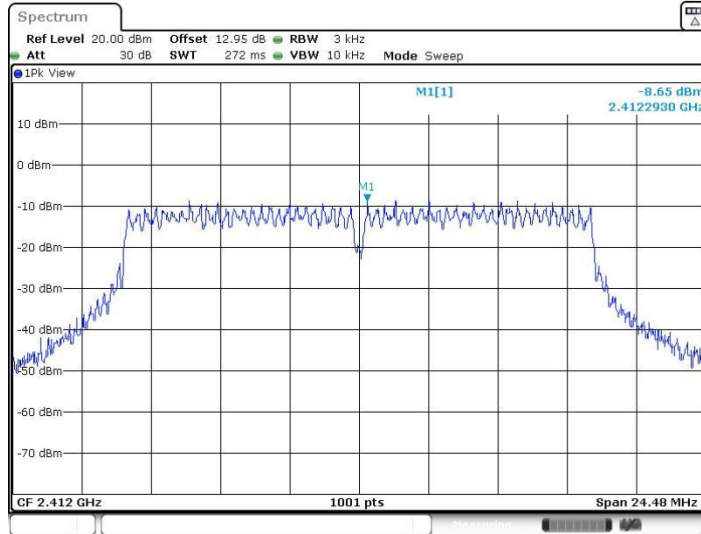


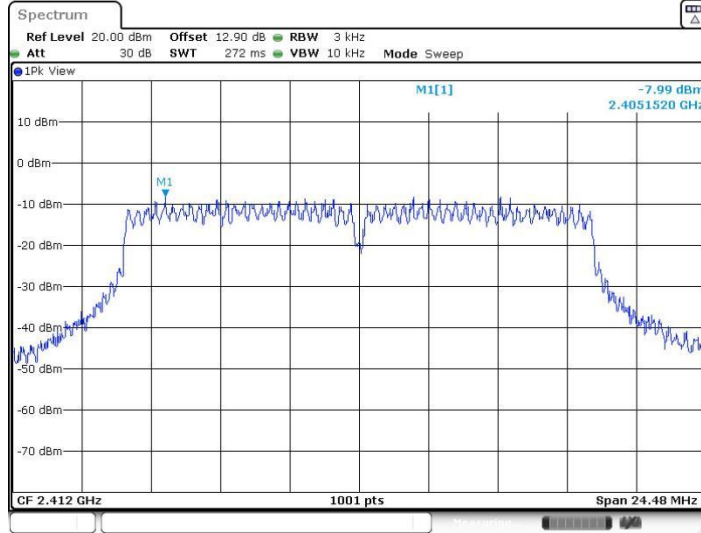


11G-CDD_Ant1_2412



Date: 13.JUN.2022 21:08:26

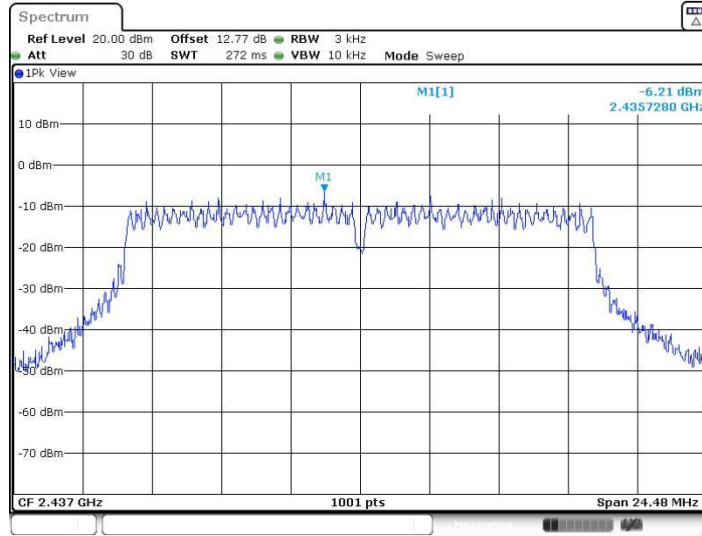
11G-CDD_Ant2_2412



Date: 13.JUN.2022 21:09:06

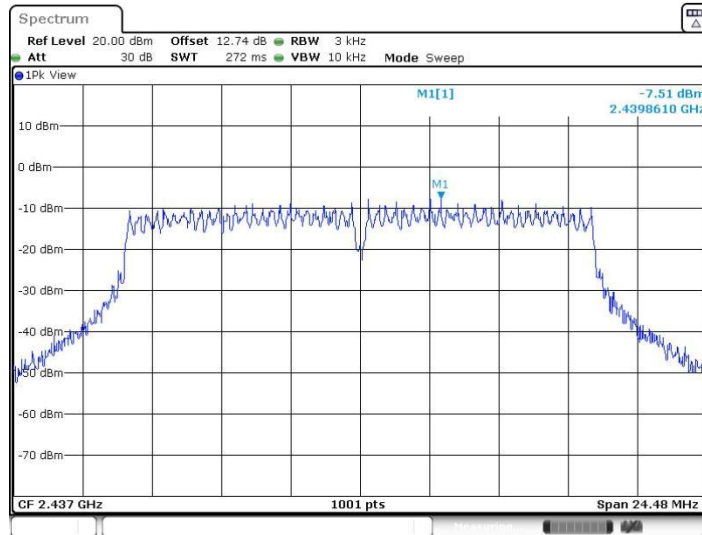


11G-CDD_Ant1_2437



Date: 13.JUN.2022 21:10:02

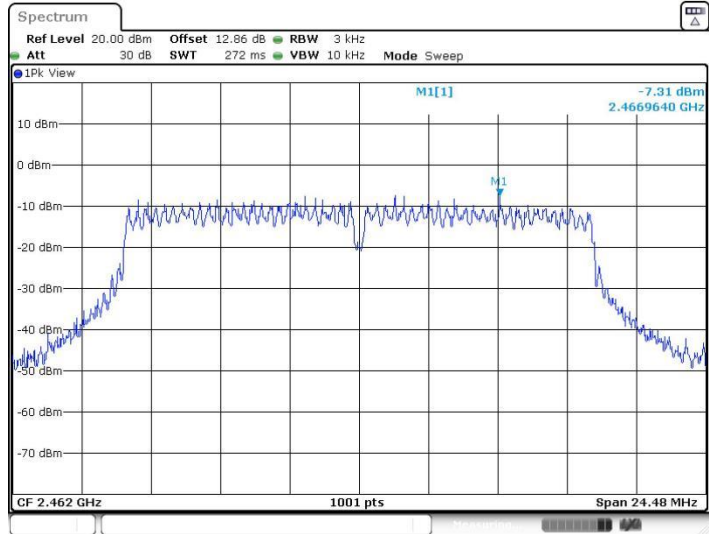
11G-CDD_Ant2_2437



Date: 13.JUN.2022 21:10:43

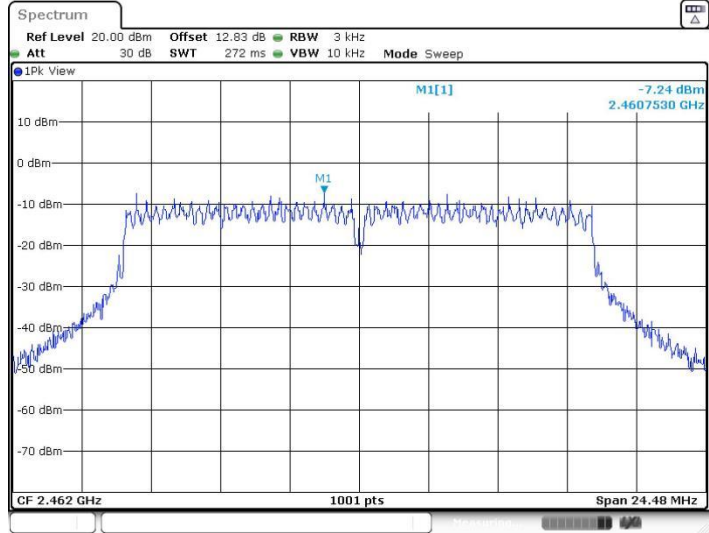


11G-CDD_Ant1_2462



Date: 13.JUN.2022 21:11:33

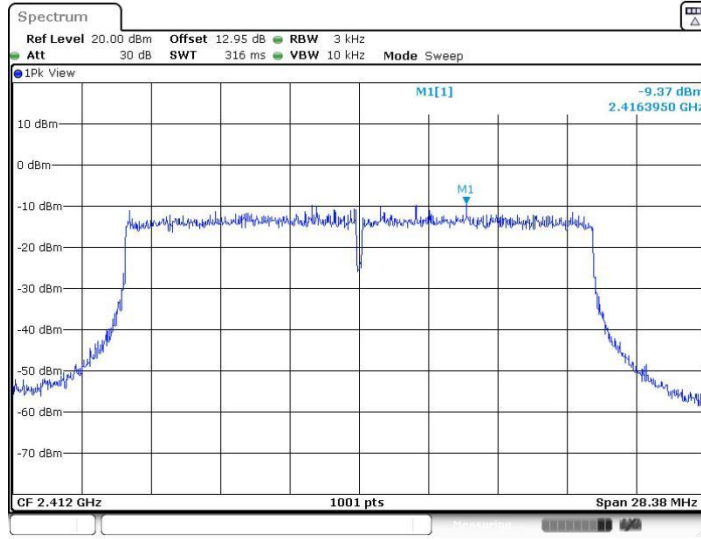
11G-CDD_Ant2_2462



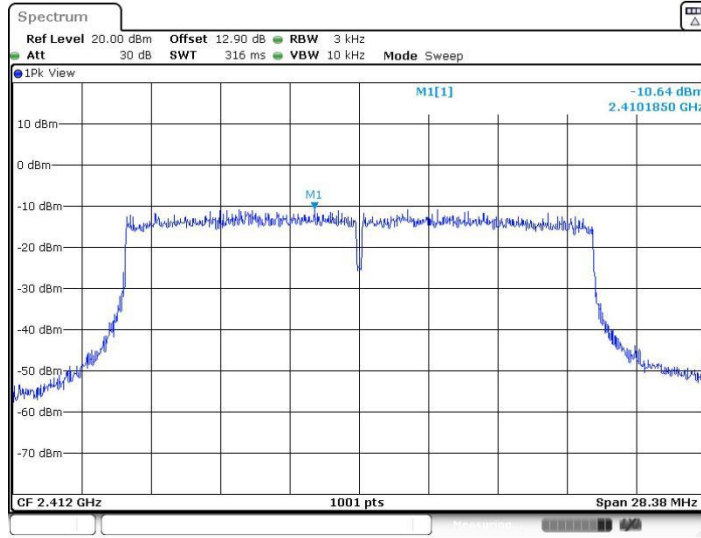
Date: 13.JUN.2022 21:12:15



11AX20MIMO_Ant1_2412

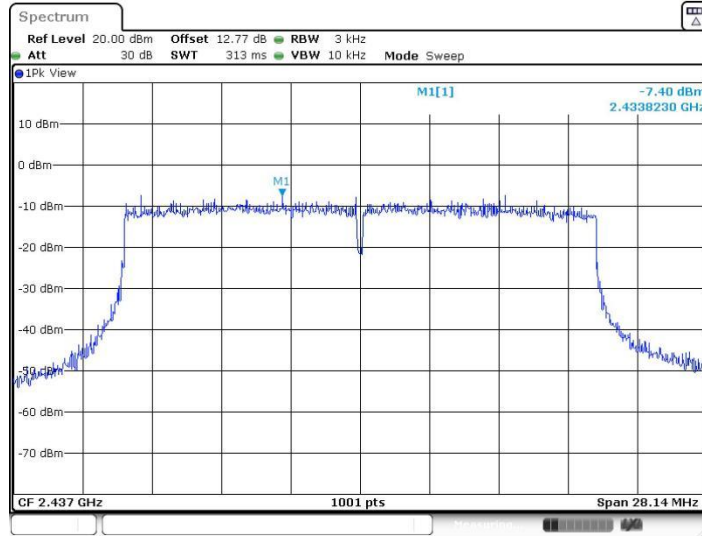


11AX20MIMO_Ant2_2412



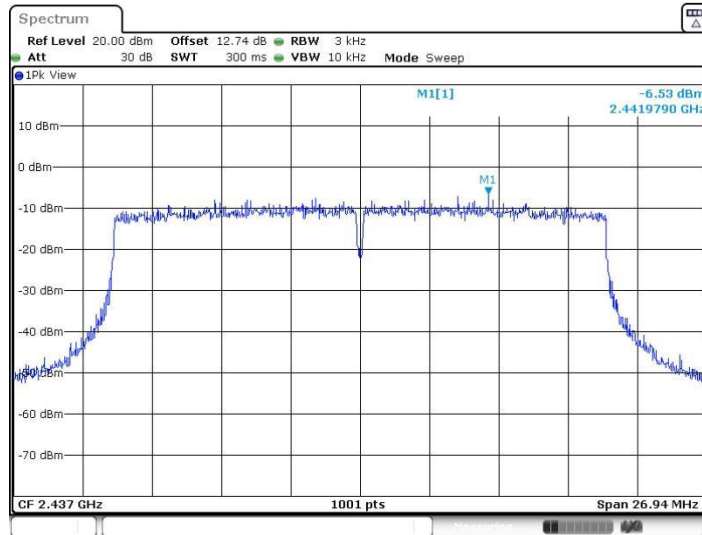


11AX20MIMO_Ant1_2437



Date: 13.JUN.2022 21:15:48

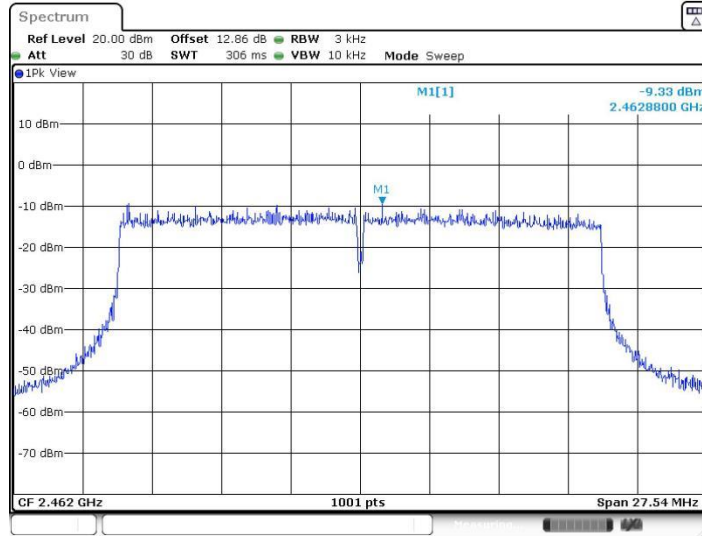
11AX20MIMO_Ant2_2437



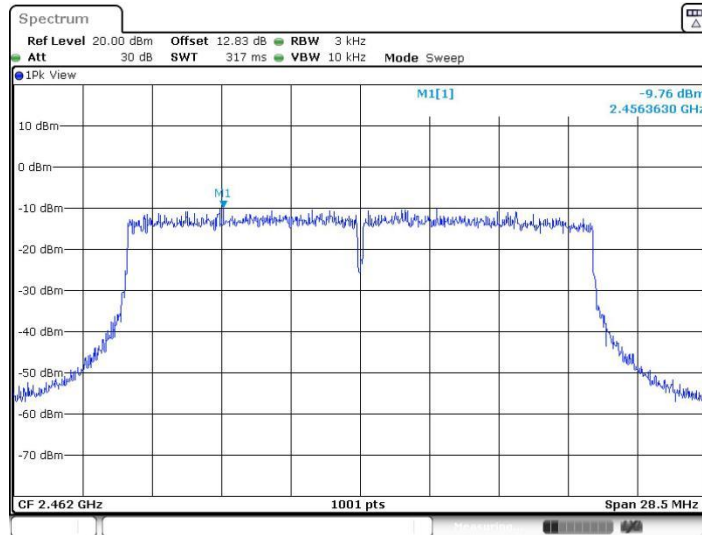
Date: 13.JUN.2022 21:16:30



11AX20MIMO_Ant1_2462

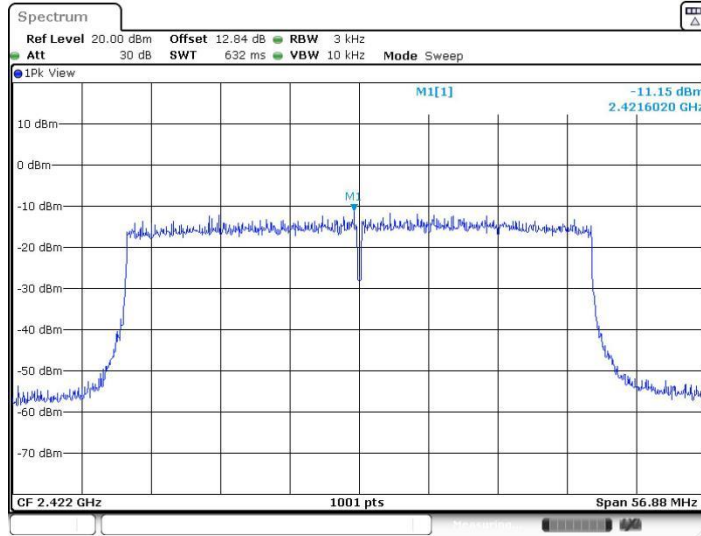


11AX20MIMO_Ant2_2462



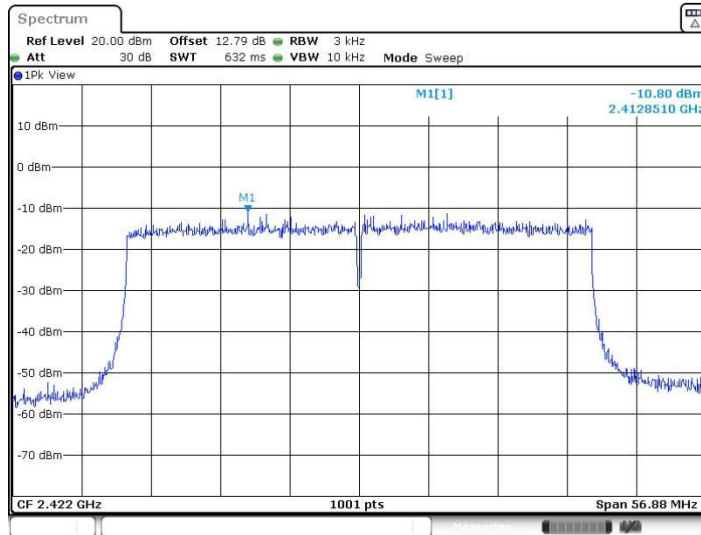


11AX40MIMO_Ant1_2422



Date: 13.JUN.2022 23:18:46

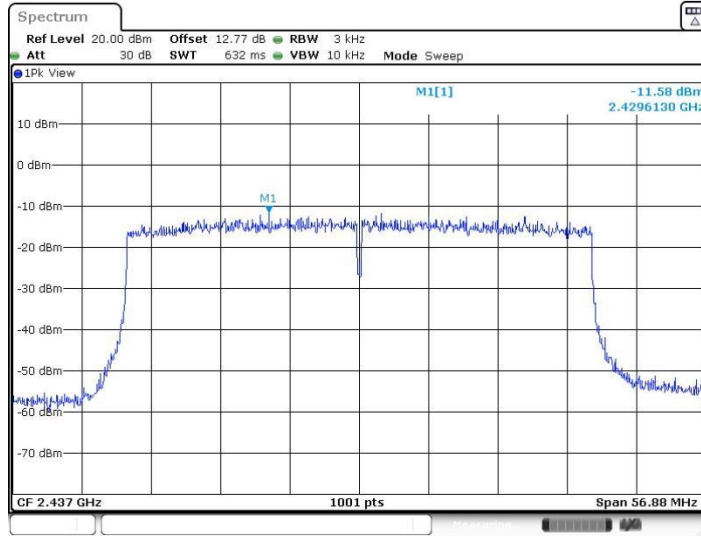
11AX40MIMO_Ant2_2422



Date: 13.JUN.2022 23:18:57

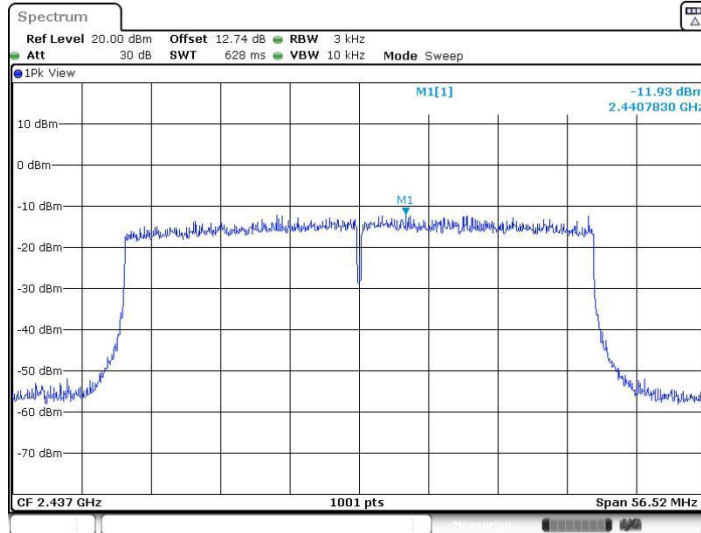


11AX40MIMO_Ant1_2437



Date: 13.JUN.2022 23:19:17

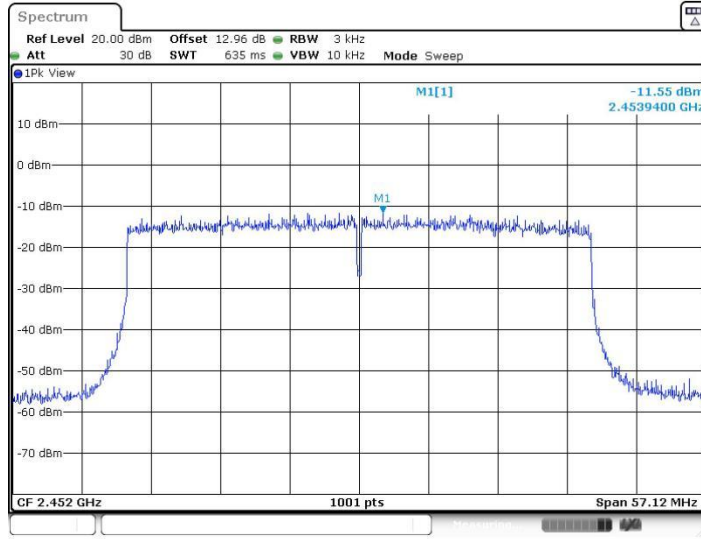
11AX40MIMO_Ant2_2437



Date: 13.JUN.2022 23:19:31

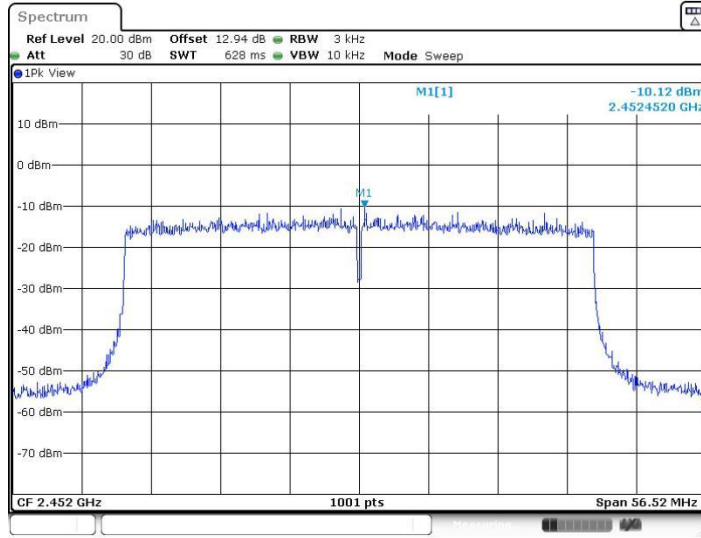


11AX40MIMO_Ant1_2452



Date: 13.JUN.2022 23:19:51

11AX40MIMO_Ant2_2452



Date: 13.JUN.2022 23:20:03



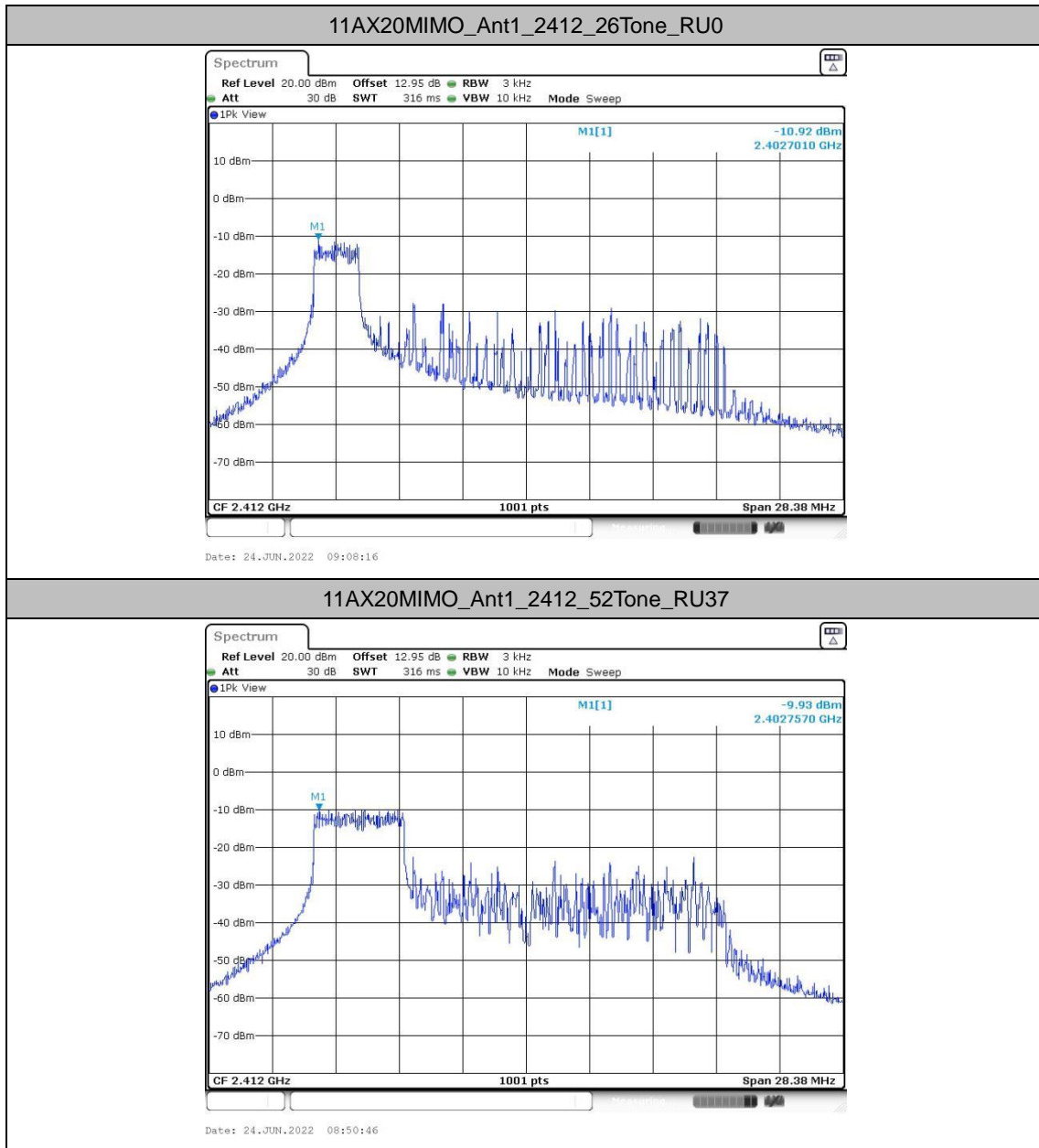
Maximum power spectral density for Partial RU

Test Result

| TestMode | Antenna | Frequency[MHz] | RuSize | RuIndex | Result [dBm/3kHz] | Limit [dBm/3kHz] | Verdict |
|------------|---------|----------------|---------|---------|-------------------|------------------|---------|
| 11AX20MIMO | Ant1 | 2412 | 26Tone | RU0 | -10.92 | ≤8.00 | PASS |
| | | | 52Tone | RU37 | -9.93 | ≤8.00 | PASS |
| | | | 106Tone | RU53 | -10.27 | ≤8.00 | PASS |
| | Ant2 | 2412 | 26Tone | RU0 | -10.28 | ≤8.00 | PASS |
| | | | 52Tone | RU37 | -10.28 | ≤8.00 | PASS |
| | | | 106Tone | RU53 | -10.14 | ≤8.00 | PASS |
| | total | 2412 | 26Tone | RU0 | -7.58 | ≤8.00 | PASS |
| | | | 52Tone | RU37 | -7.09 | ≤8.00 | PASS |
| | | | 106Tone | RU53 | -7.19 | ≤8.00 | PASS |
| | Ant1 | 2437 | 26Tone | RU4 | -7.95 | ≤8.00 | PASS |
| | | | 52Tone | RU39 | -7.75 | ≤8.00 | PASS |
| | | | 106Tone | RU53 | -6.62 | ≤8.00 | PASS |
| | Ant2 | 2437 | 26Tone | RU4 | -7.47 | ≤8.00 | PASS |
| | | | 52Tone | RU39 | -7.55 | ≤8.00 | PASS |
| | | | 106Tone | RU53 | -8.57 | ≤8.00 | PASS |
| | total | 2437 | 26Tone | RU4 | -4.69 | ≤8.00 | PASS |
| | | | 52Tone | RU39 | -4.64 | ≤8.00 | PASS |
| | | | 106Tone | RU53 | -4.48 | ≤8.00 | PASS |
| | Ant1 | 2462 | 26Tone | RU8 | -10.46 | ≤8.00 | PASS |
| | | | 52Tone | RU40 | -9.42 | ≤8.00 | PASS |
| | | | 106Tone | RU54 | -10.43 | ≤8.00 | PASS |
| | Ant2 | 2462 | 26Tone | RU8 | -10.11 | ≤8.00 | PASS |
| | | | 52Tone | RU40 | -9.88 | ≤8.00 | PASS |
| | | | 106Tone | RU54 | -9.71 | ≤8.00 | PASS |
| | total | 2462 | 26Tone | RU8 | -7.27 | ≤8.00 | PASS |
| | | | 52Tone | RU40 | -6.63 | ≤8.00 | PASS |
| | | | 106Tone | RU54 | -7.04 | ≤8.00 | PASS |

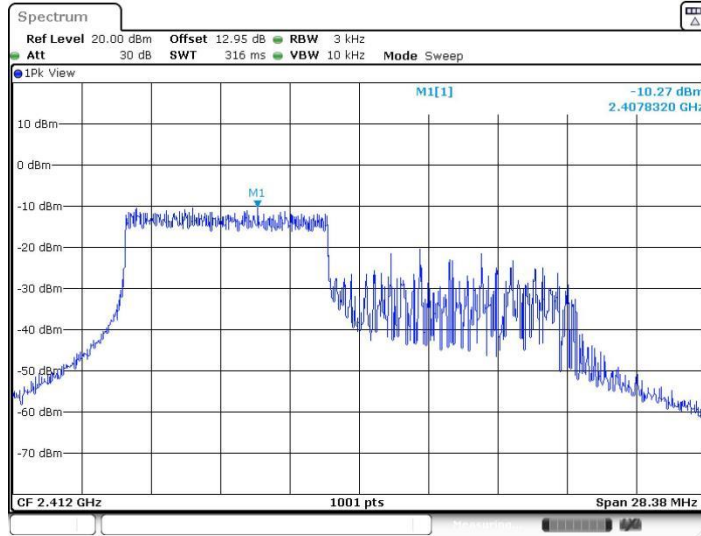


Test Graphs



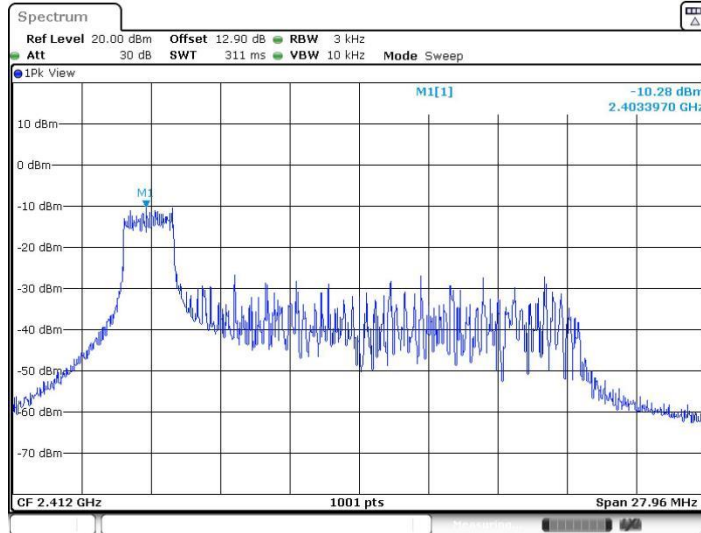


11AX20MIMO_Ant1_2412_106Tone_RU53



Date: 24.JUN.2022 09:00:28

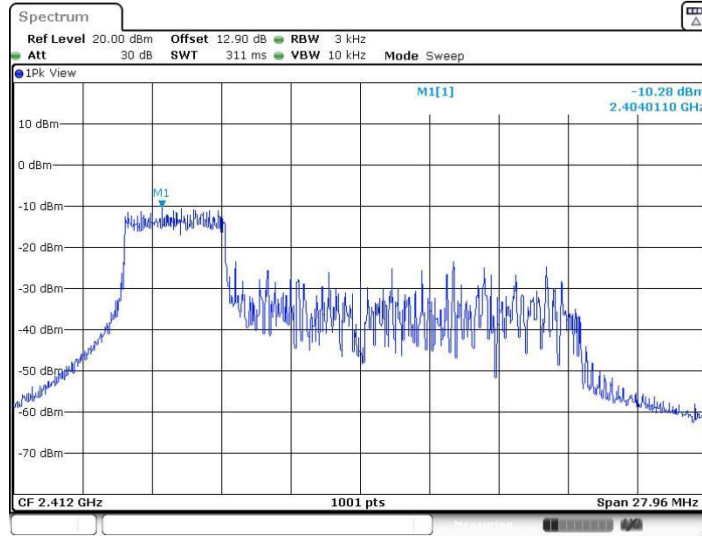
11AX20MIMO_Ant2_2412_26Tone_RU0



Date: 24.JUN.2022 09:08:27

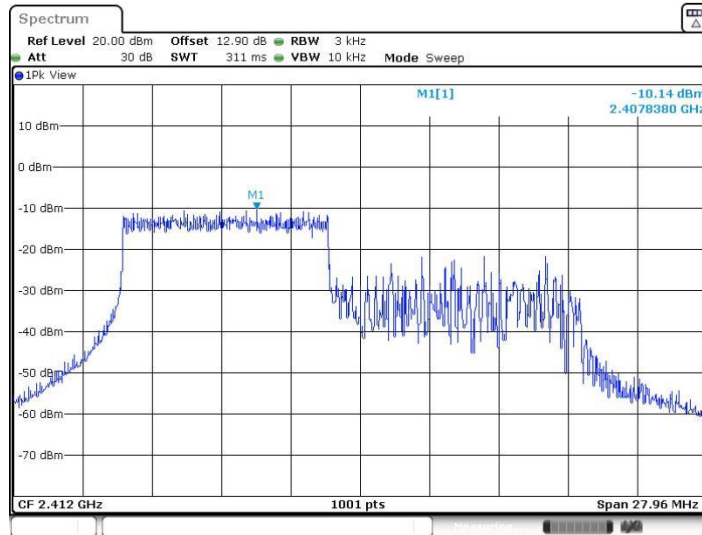


11AX20MIMO_Ant2_2412_52Tone_RU37



Date: 24.JUN.2022 08:52:41

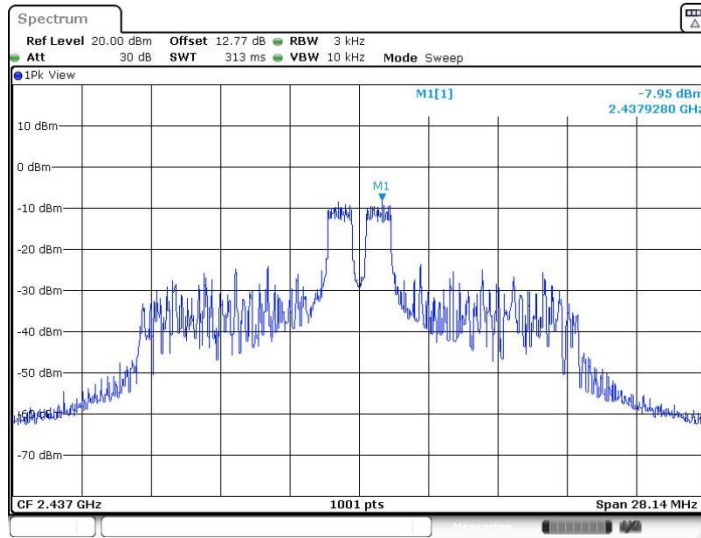
11AX20MIMO_Ant2_2412_106Tone_RU53



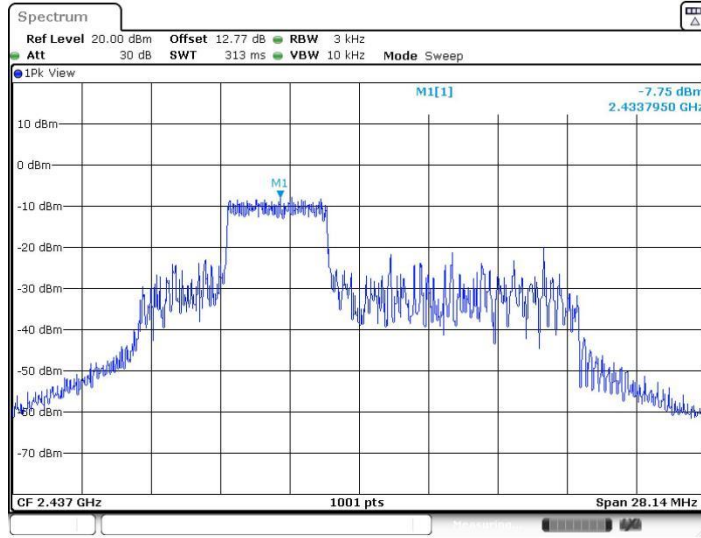
Date: 24.JUN.2022 09:01:42



11AX20MIMO_Ant1_2437_26Tone_RU4

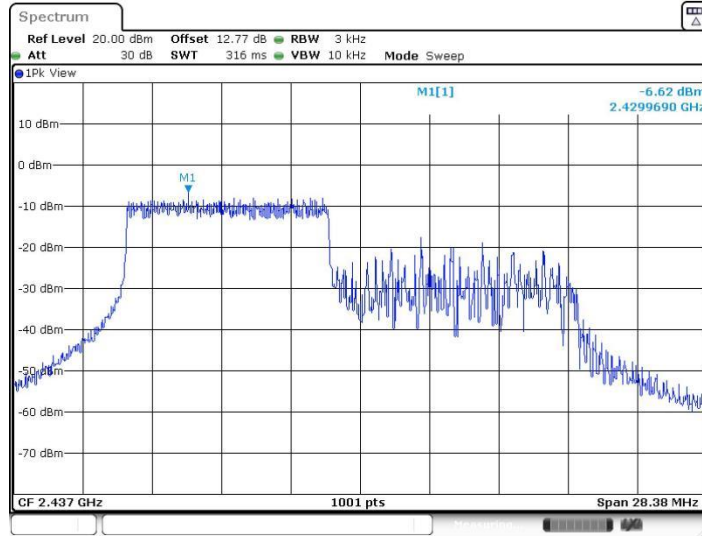


11AX20MIMO_Ant1_2437_52Tone_RU39

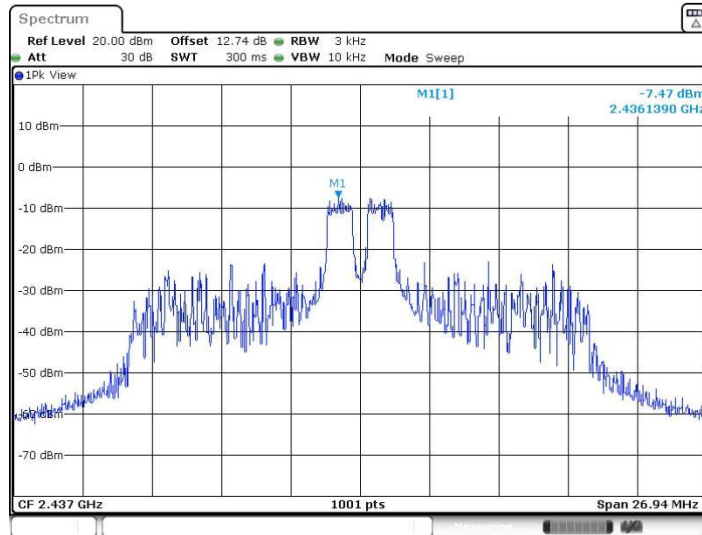




11AX20MIMO_Ant1_2437_106Tone_RU53

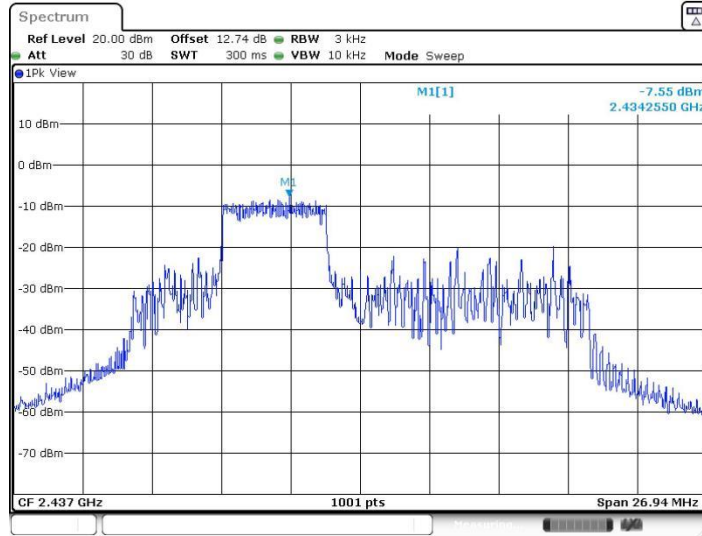


11AX20MIMO_Ant2_2437_26Tone_RU4



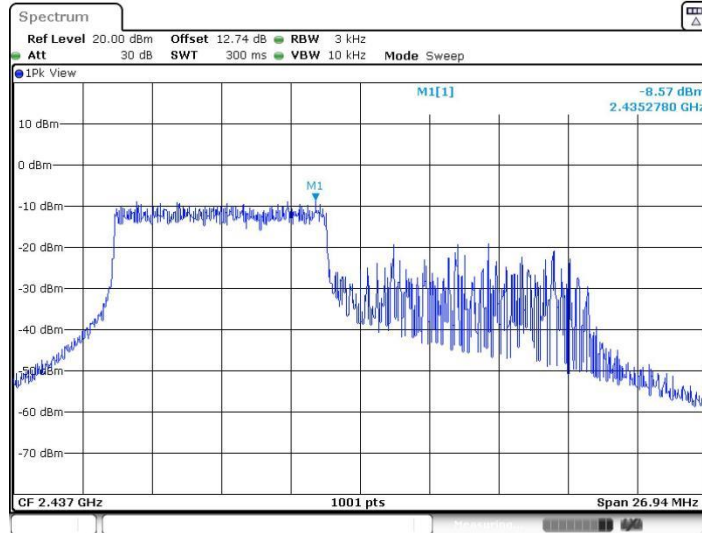


11AX20MIMO_Ant2_2437_52Tone_RU39



Date: 24.JUN.2022 03:37:08

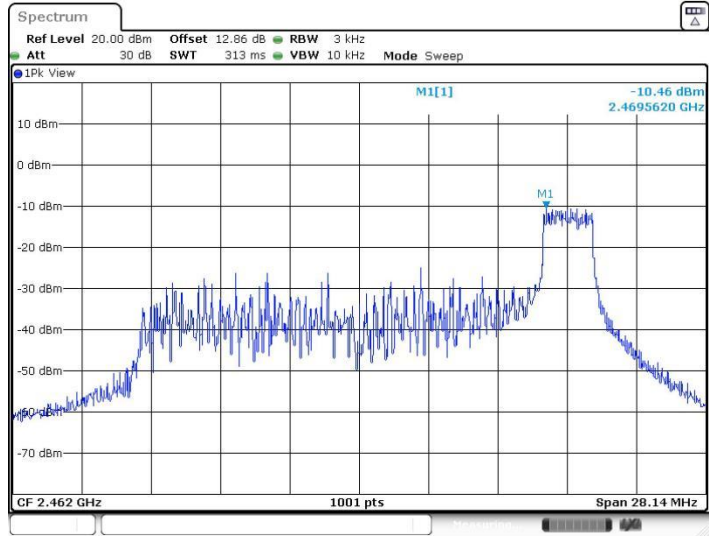
11AX20MIMO_Ant2_2437_106Tone_RU53



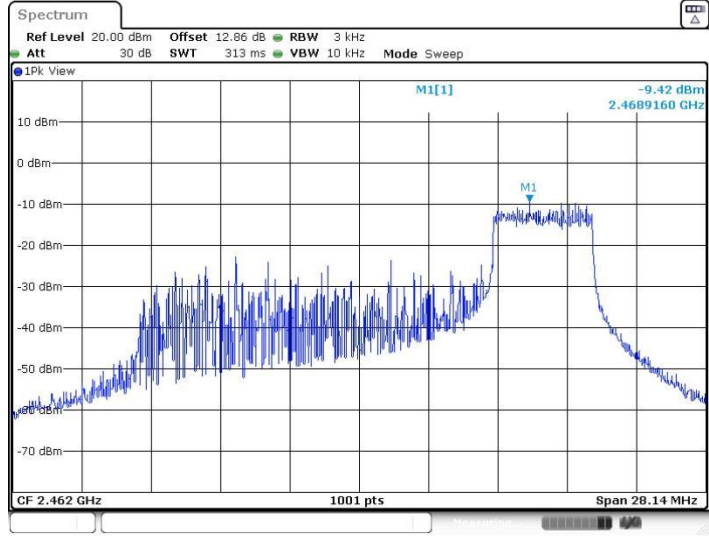
Date: 24.JUN.2022 03:27:29



11AX20MIMO_Ant1_2462_26Tone_RU8

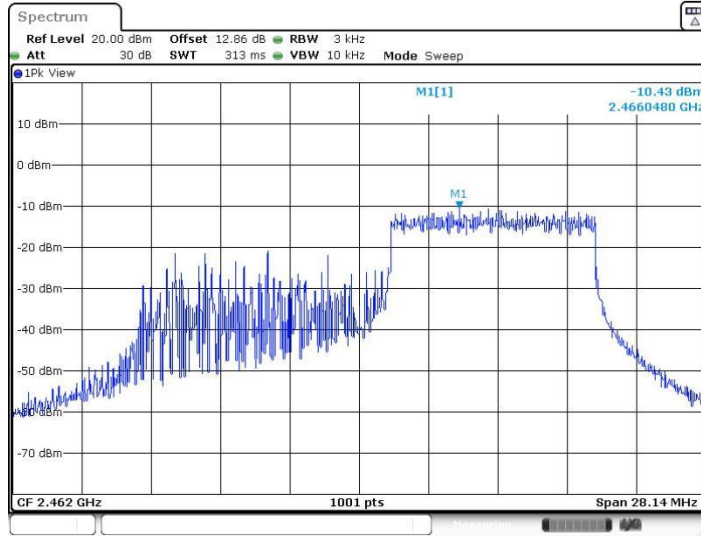


11AX20MIMO_Ant1_2462_52Tone_RU40

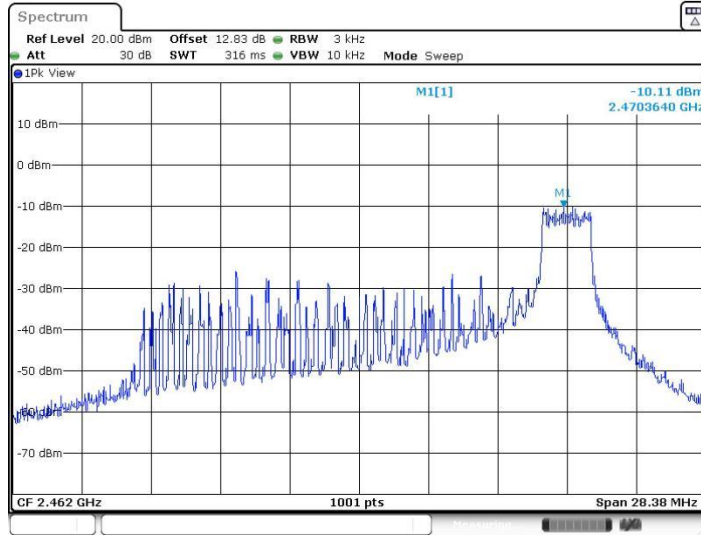




11AX20MIMO_Ant1_2462_106Tone_RU54

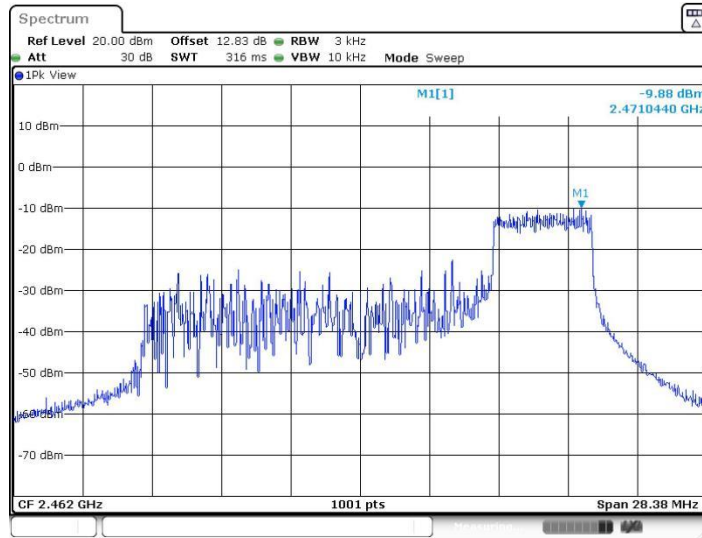


11AX20MIMO_Ant2_2462_26Tone_RU8



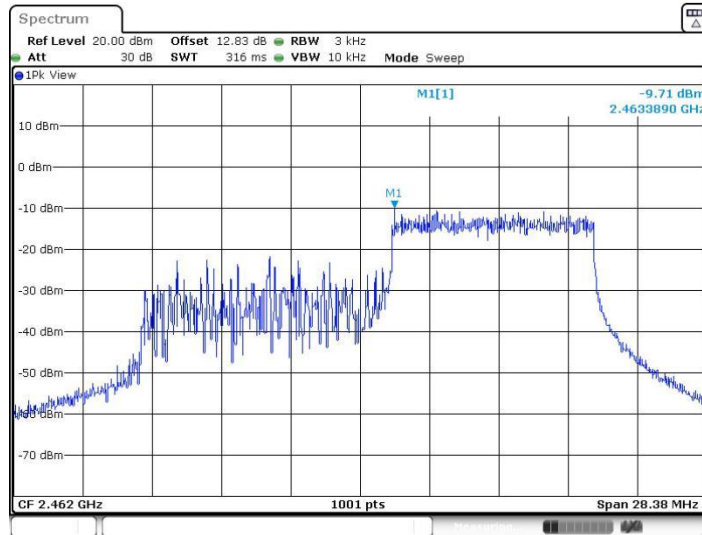


11AX20MIMO_Ant2_2462_52Tone_RU40



Date: 24.JUN.2022 08:56:56

11AX20MIMO_Ant2_2462_106Tone_RU54



Date: 24.JUN.2022 09:04:49



Reference level measurement

Test Result

| TestMode | Antenna | Freq(MHz) | Max.Point[MHz] | Result[dBm] |
|------------|---------|-----------|----------------|-------------|
| 11B-CDD | Ant1 | 2412 | 2411.50 | 8.81 |
| | Ant2 | 2412 | 2411.49 | 8.87 |
| | Ant1 | 2437 | 2436.49 | 8.64 |
| | Ant2 | 2437 | 2437.49 | 9.13 |
| | Ant1 | 2462 | 2461.50 | 8.68 |
| | Ant2 | 2462 | 2462.49 | 9.01 |
| 11G-CDD | Ant1 | 2412 | 2414.48 | 7.16 |
| | Ant2 | 2412 | 2406.97 | 6.80 |
| | Ant1 | 2437 | 2432.01 | 6.95 |
| | Ant2 | 2437 | 2441.96 | 6.56 |
| | Ant1 | 2462 | 2460.76 | 6.72 |
| | Ant2 | 2462 | 2457.01 | 6.73 |
| 11AX20MIMO | Ant1 | 2412 | 2414.51 | 7.17 |
| | Ant2 | 2412 | 2419.48 | 6.45 |
| | Ant1 | 2437 | 2439.53 | 5.76 |
| | Ant2 | 2437 | 2435.75 | 6.78 |
| | Ant1 | 2462 | 2463.24 | 5.76 |
| | Ant2 | 2462 | 2465.75 | 6.52 |
| 11AX40MIMO | Ant1 | 2422 | 2427.02 | 3.44 |
| | Ant2 | 2422 | 2416.98 | 3.43 |
| | Ant1 | 2437 | 2431.98 | 3.42 |
| | Ant2 | 2437 | 2434.46 | 3.49 |
| | Ant1 | 2452 | 2455.72 | 3.29 |
| | Ant2 | 2452 | 2447.01 | 3.54 |

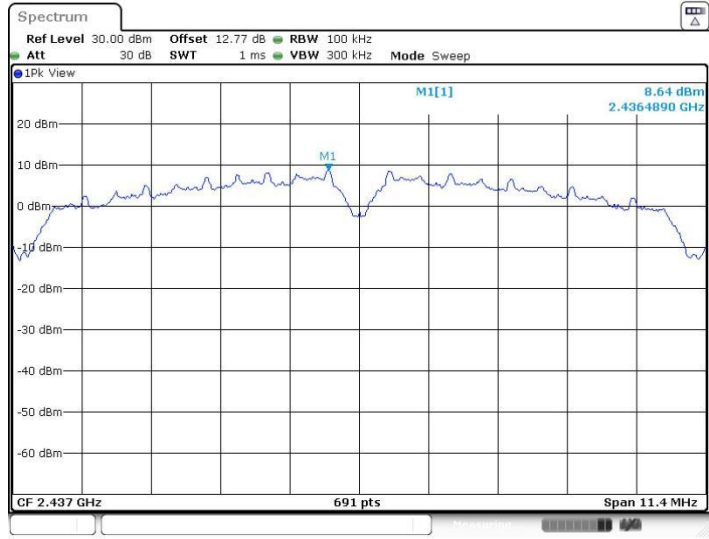


Test Graphs



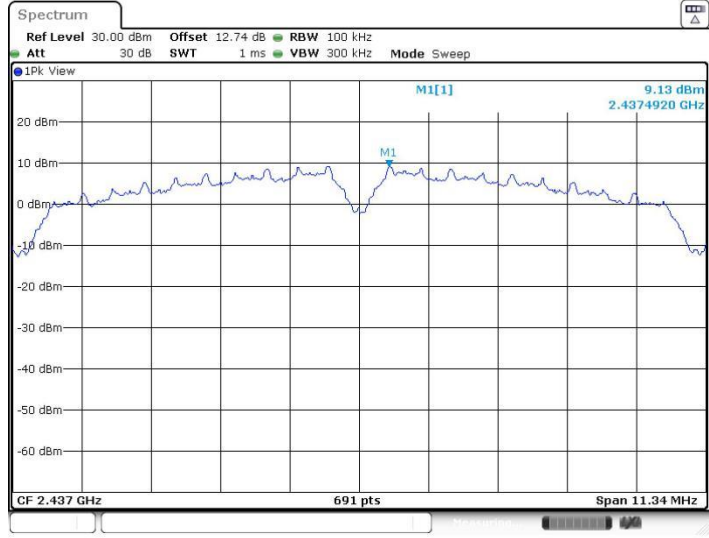


11B-CDD_Ant1_2437



Date: 25 JUN. 2022 15:25:20

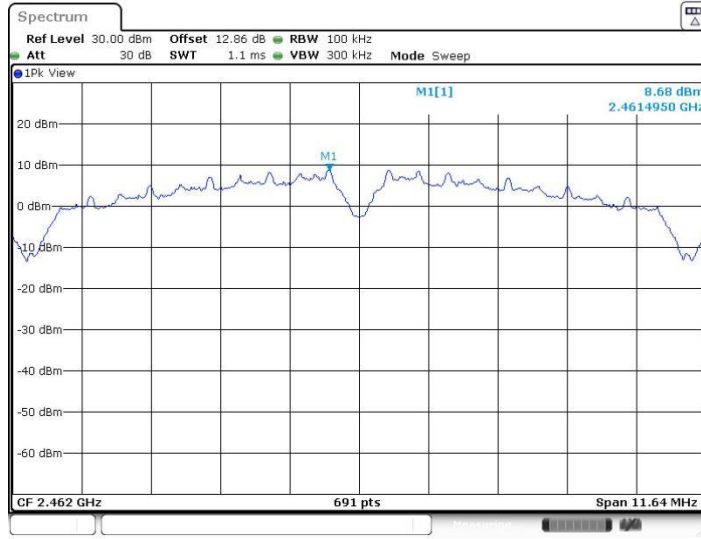
11B-CDD_Ant2_2437



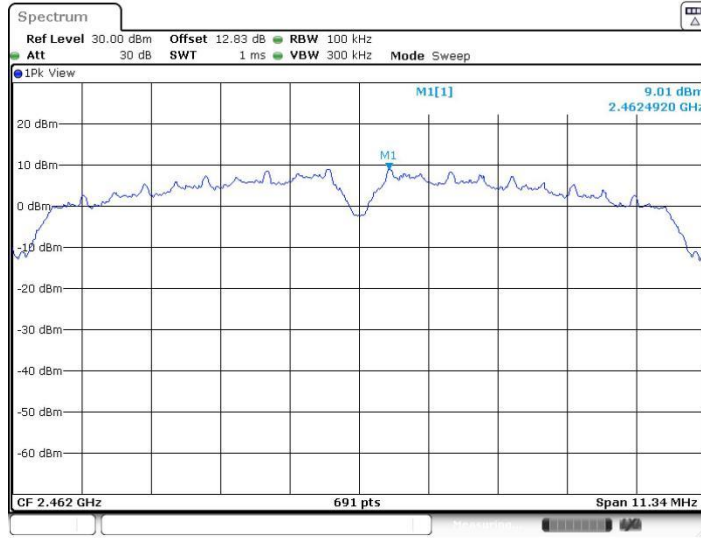
Date: 25 JUN. 2022 15:26:30



11B-CDD_Ant1_2462

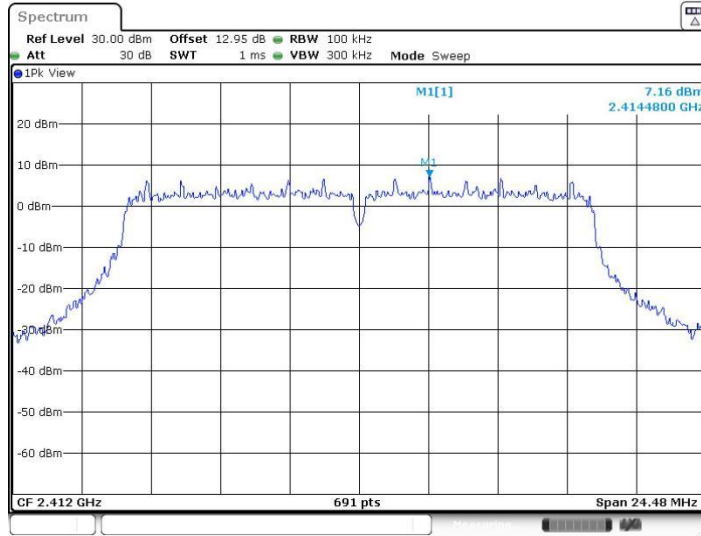


11B-CDD_Ant2_2462



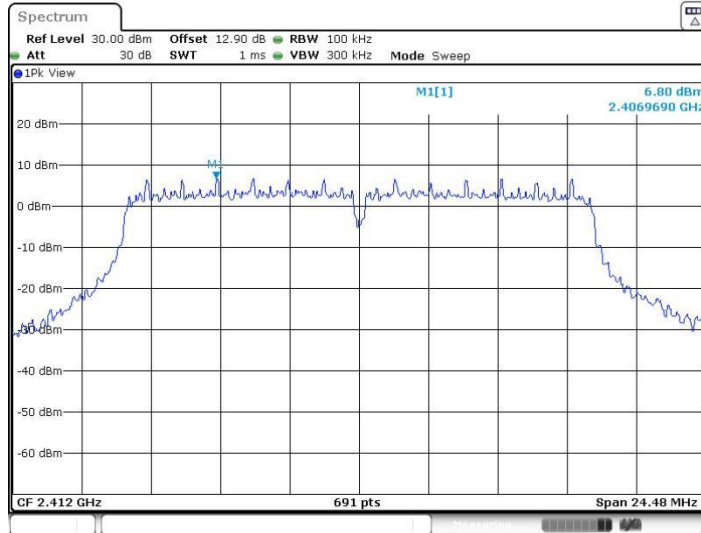


11G-CDD_Ant1_2412



Date: 25 JUN 2022 15:31:22

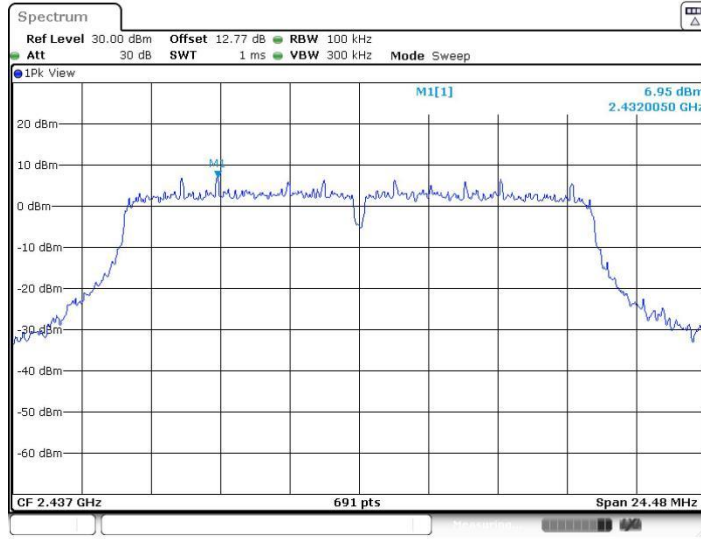
11G-CDD_Ant2_2412



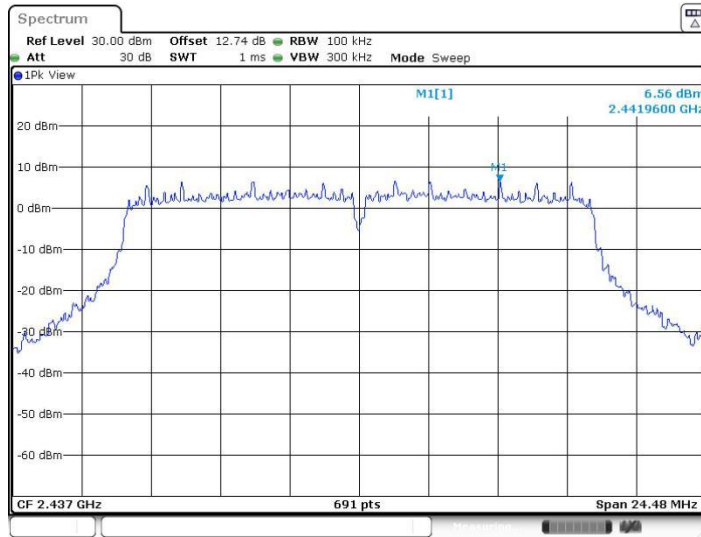
Date: 25 JUN 2022 15:32:45



11G-CDD_Ant1_2437

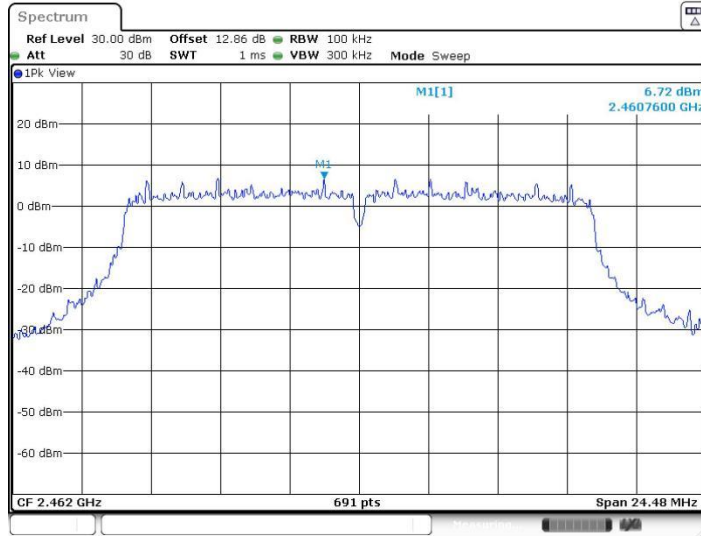


11G-CDD_Ant2_2437



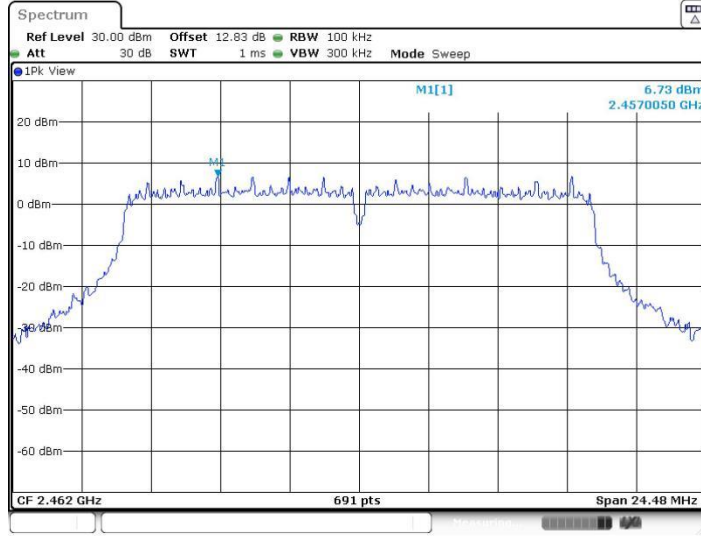


11G-CDD_Ant1_2462



Date: 25.JUN.2022 15:37:33

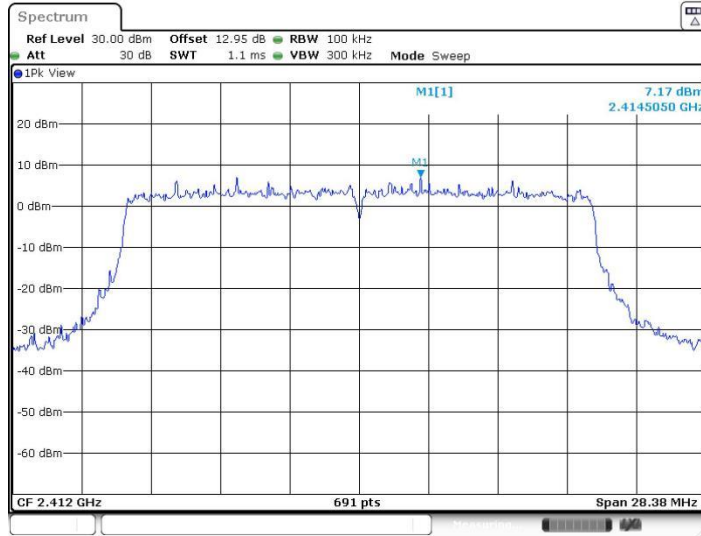
11G-CDD_Ant2_2462



Date: 25.JUN.2022 15:39:00

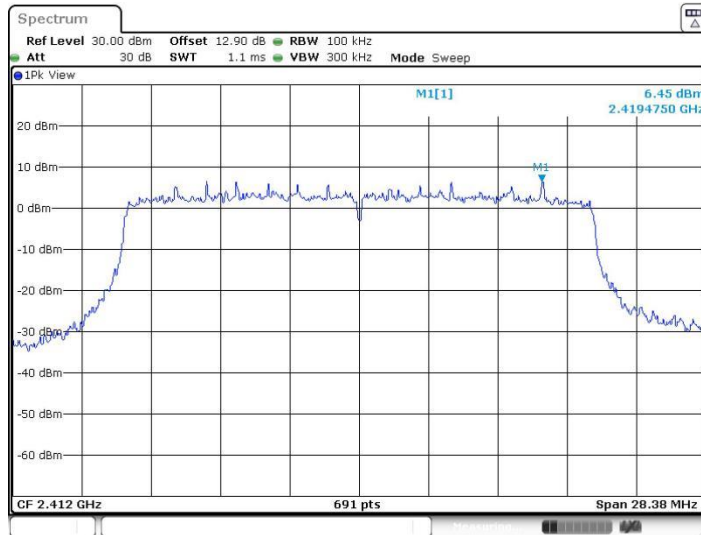


11AX20MIMO_Ant1_2412



Date: 25.JUN.2022 15:41:30

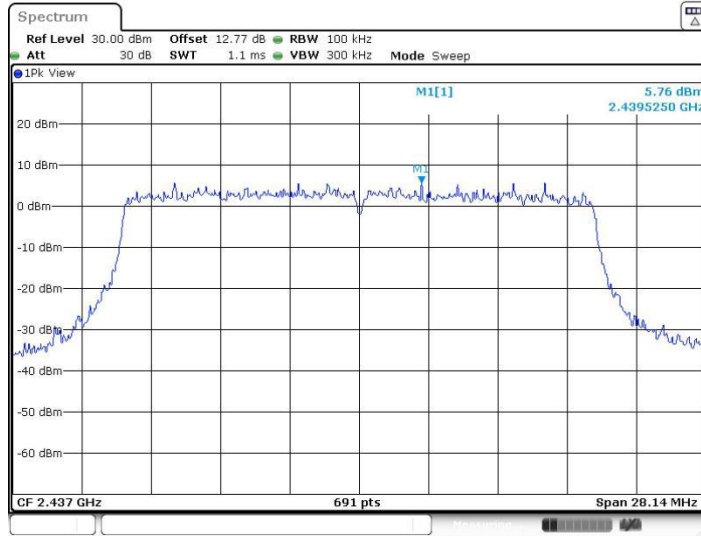
11AX20MIMO_Ant2_2412



Date: 25.JUN.2022 15:42:55

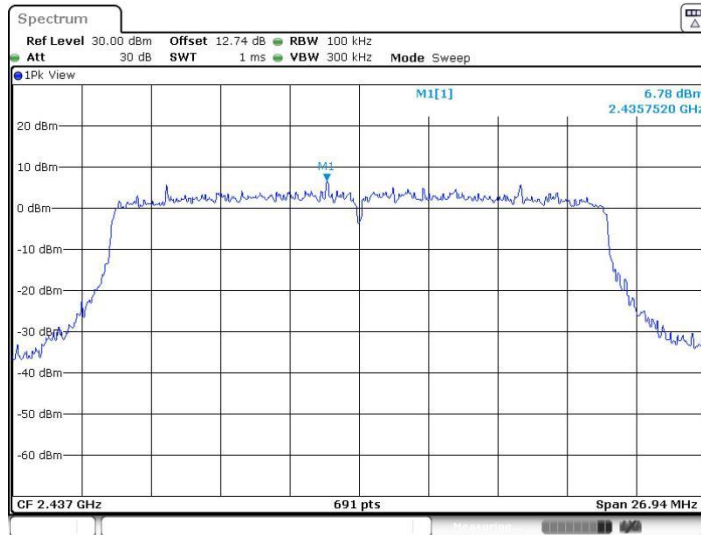


11AX20MIMO_Ant1_2437



Date: 25 JUN. 2022 15:44:33

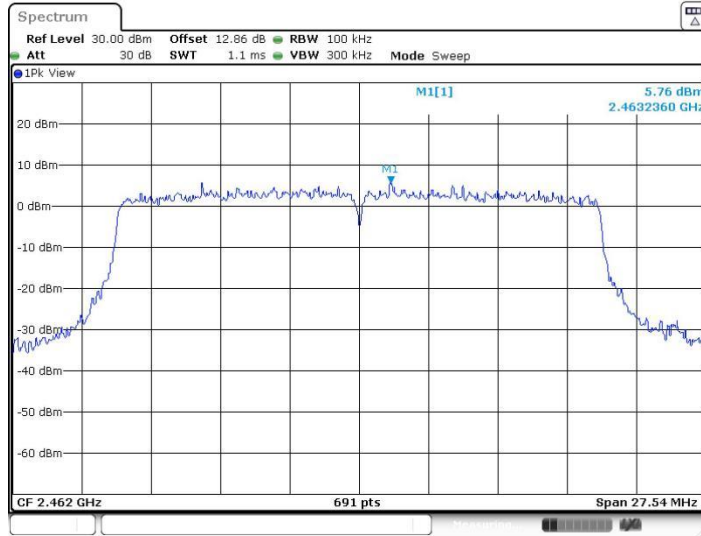
11AX20MIMO_Ant2_2437



Date: 25 JUN. 2022 15:45:42

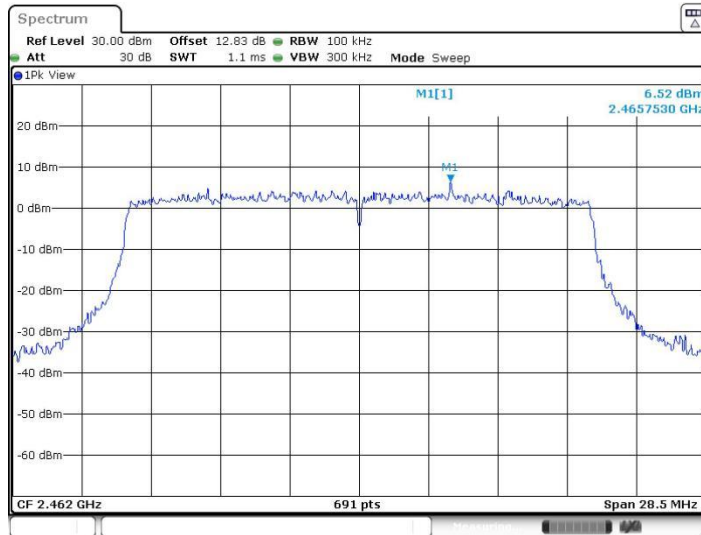


11AX20MIMO_Ant1_2462



Date: 25.JUN.2022 15:47:20

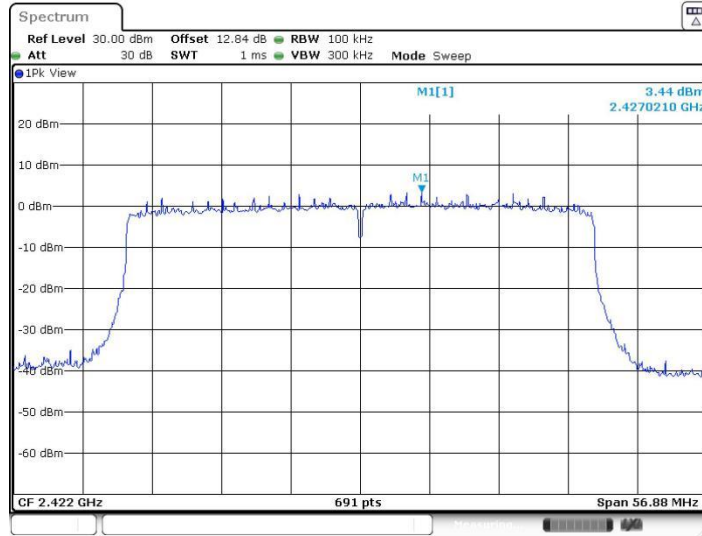
11AX20MIMO_Ant2_2462



Date: 25.JUN.2022 15:48:47

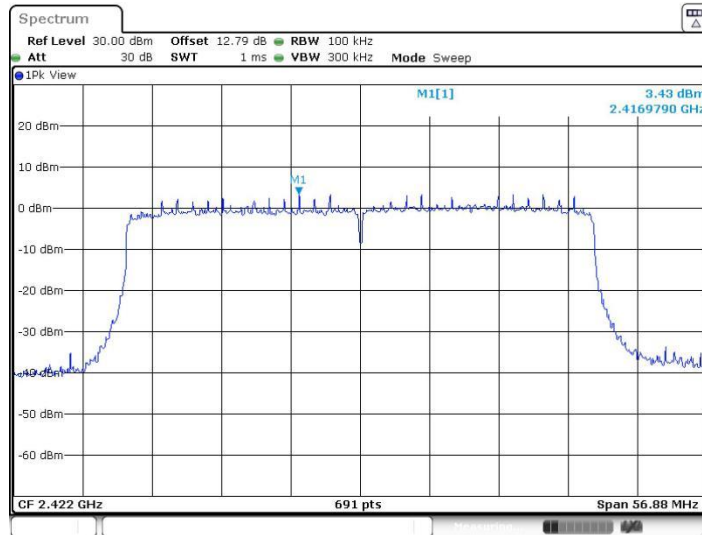


11AX40MIMO_Ant1_2422



Date: 25.JUN.2022 15:50:44

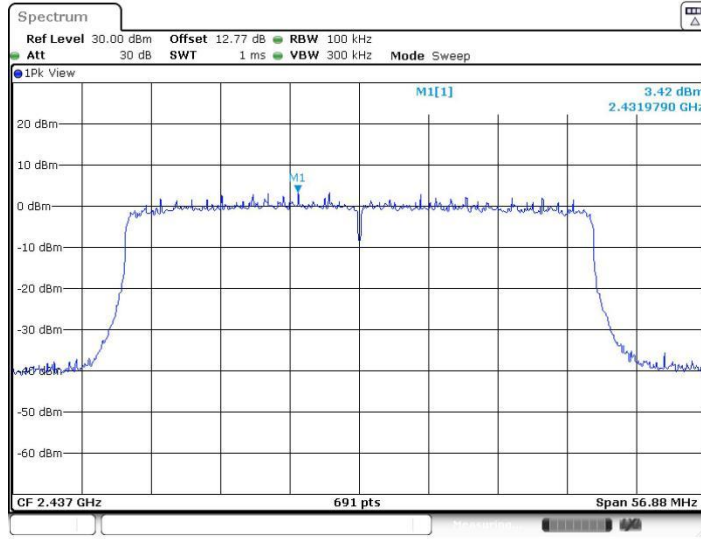
11AX40MIMO_Ant2_2422



Date: 25.JUN.2022 15:52:09

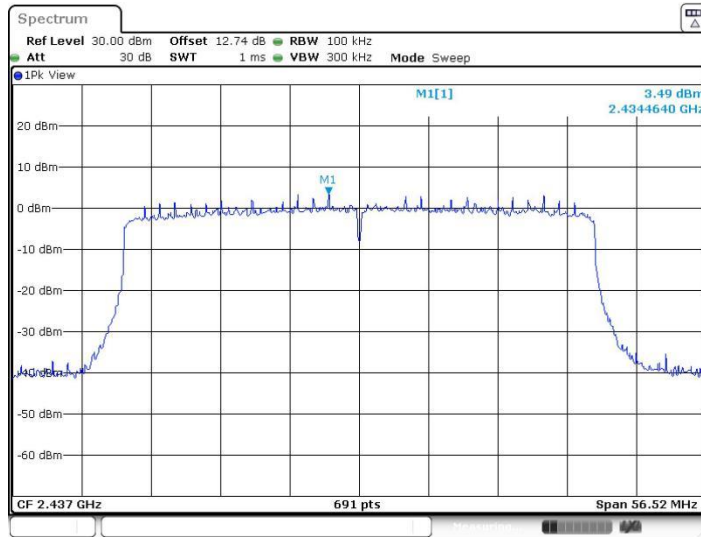


11AX40MIMO_Ant1_2437



Date: 25.JUN.2022 15:53:50

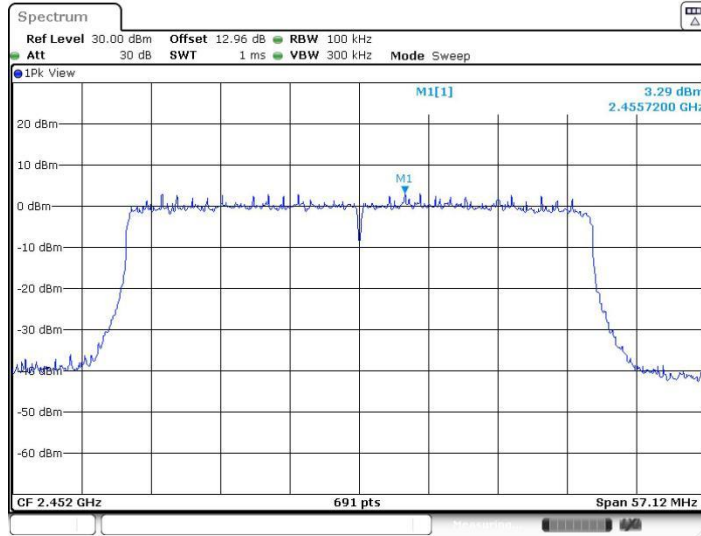
11AX40MIMO_Ant2_2437



Date: 25.JUN.2022 15:55:00

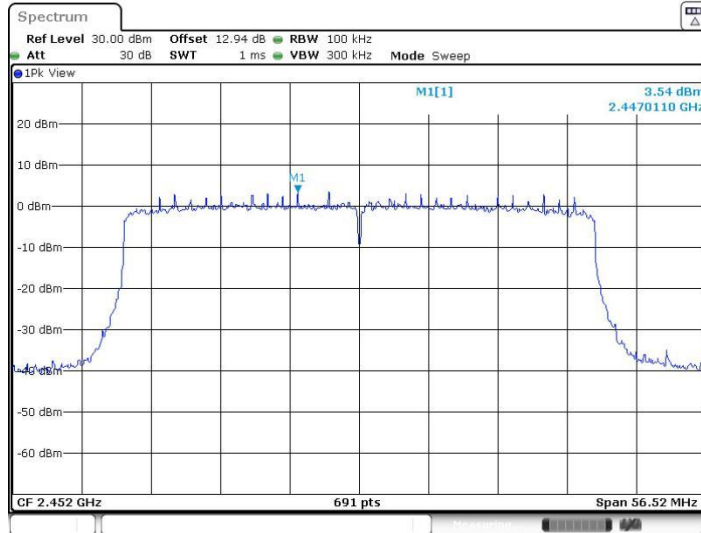


11AX40MIMO_Ant1_2452



Date: 25 JUN. 2022 15:56:39

11AX40MIMO_Ant2_2452



Date: 25 JUN. 2022 15:56:03



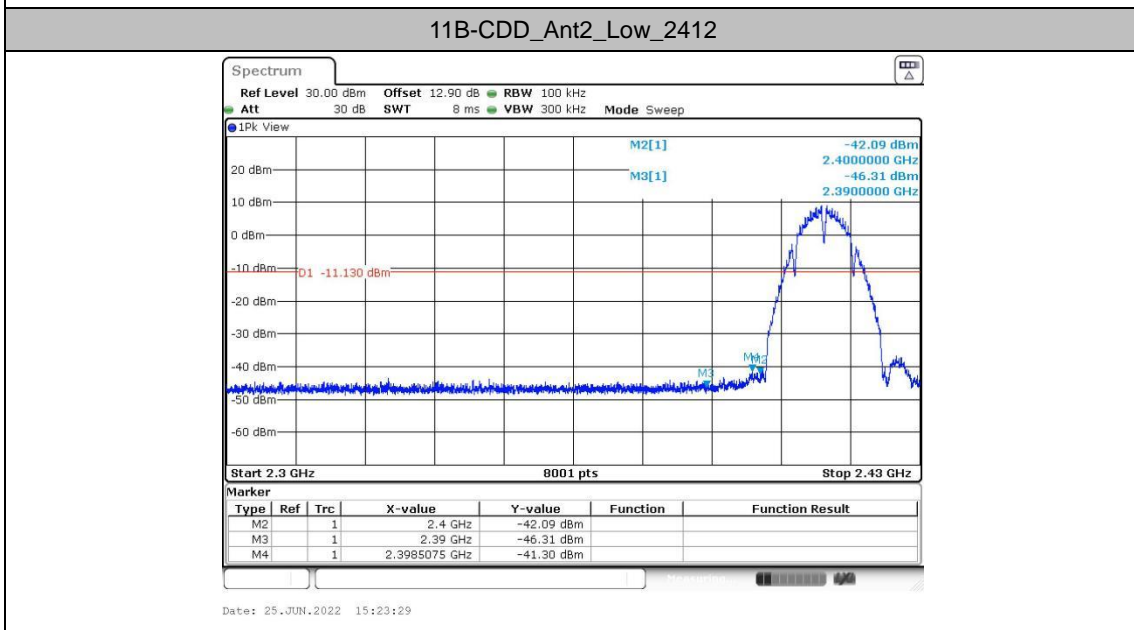
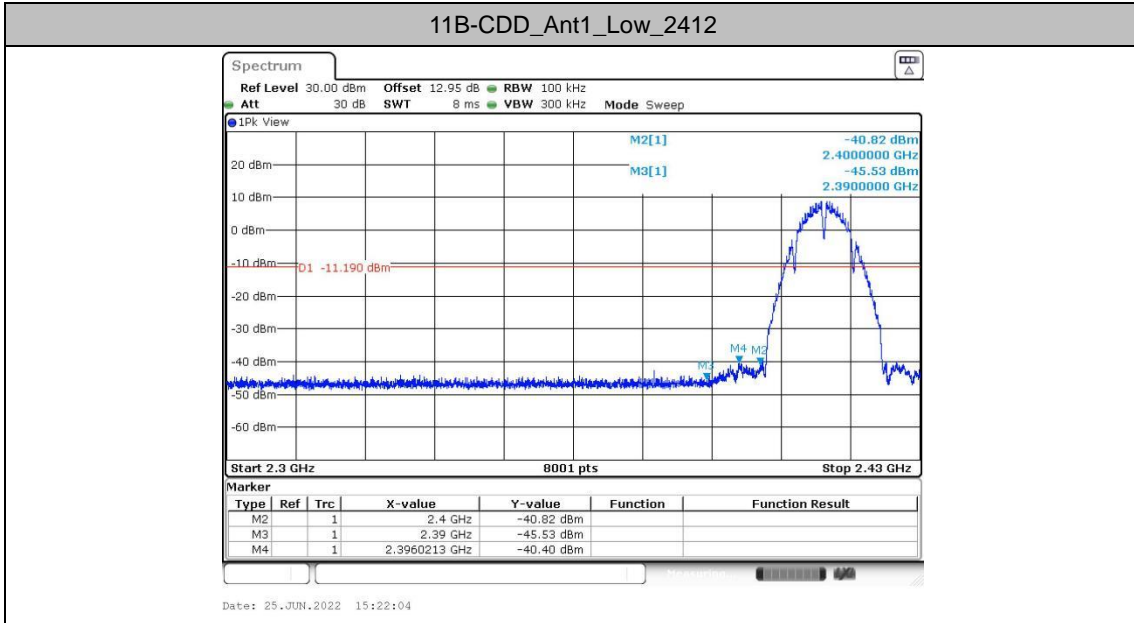
Band edge measurements

Test Result

| TestMode | Antenna | ChName | Frequency[MHz] | RefLevel[dBm] | Result[dBm] | Limit[dBm] | Verdict |
|------------|---------|--------|----------------|---------------|-------------|------------|---------|
| 11B-CDD | Ant1 | Low | 2412 | 8.81 | -40.4 | ≤-11.19 | PASS |
| | Ant2 | Low | 2412 | 8.87 | -41.3 | ≤-11.13 | PASS |
| | Ant1 | High | 2462 | 8.68 | -42.79 | ≤-11.32 | PASS |
| | Ant2 | High | 2462 | 9.01 | -42.61 | ≤-10.99 | PASS |
| 11G-CDD | Ant1 | Low | 2412 | 7.16 | -29.98 | ≤-12.84 | PASS |
| | Ant2 | Low | 2412 | 6.80 | -29.81 | ≤-13.2 | PASS |
| | Ant1 | High | 2462 | 6.72 | -40.92 | ≤-13.28 | PASS |
| | Ant2 | High | 2462 | 6.73 | -40.81 | ≤-13.27 | PASS |
| 11AX20MIMO | Ant1 | Low | 2412 | 7.17 | -28.11 | ≤-12.83 | PASS |
| | Ant2 | Low | 2412 | 6.45 | -28.68 | ≤-13.55 | PASS |
| | Ant1 | High | 2462 | 5.76 | -38.73 | ≤-14.24 | PASS |
| | Ant2 | High | 2462 | 6.52 | -38.89 | ≤-13.48 | PASS |
| 11AX40MIMO | Ant1 | Low | 2422 | 3.44 | -35.32 | ≤-16.56 | PASS |
| | Ant2 | Low | 2422 | 3.43 | -37.87 | ≤-16.57 | PASS |
| | Ant1 | High | 2452 | 3.29 | -40.82 | ≤-16.71 | PASS |
| | Ant2 | High | 2452 | 3.54 | -38.51 | ≤-16.46 | PASS |

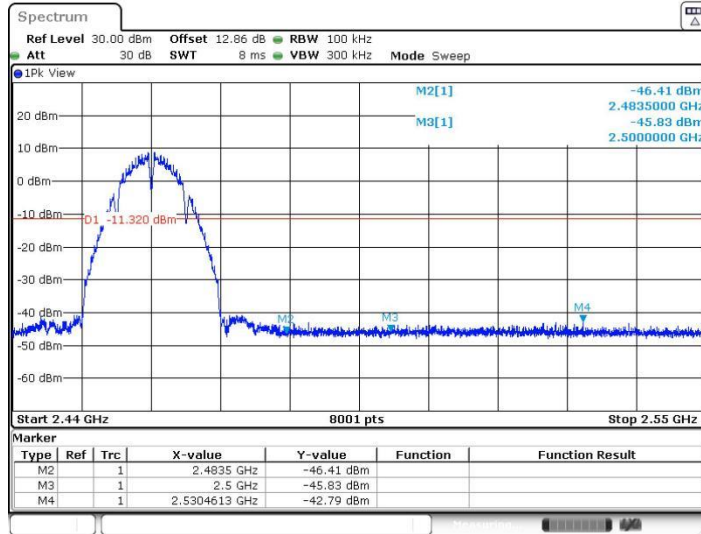


Test Graphs



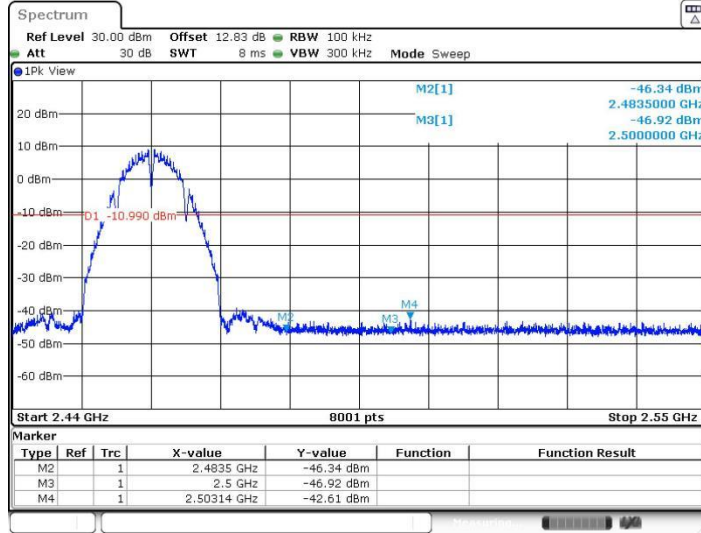


11B-CDD_Ant1_High_2462

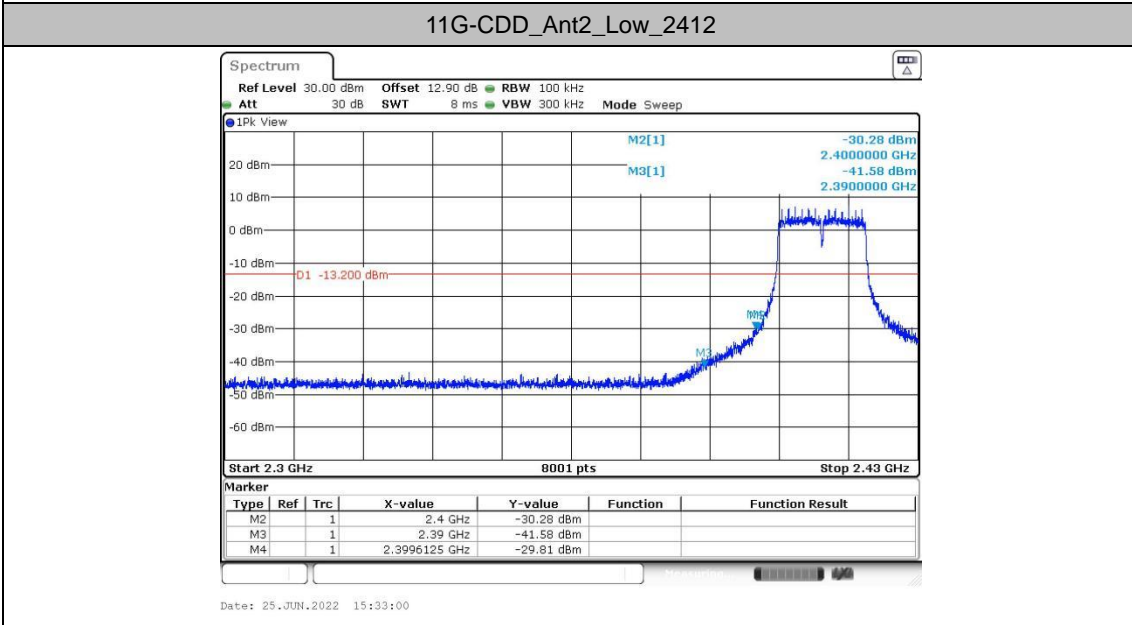
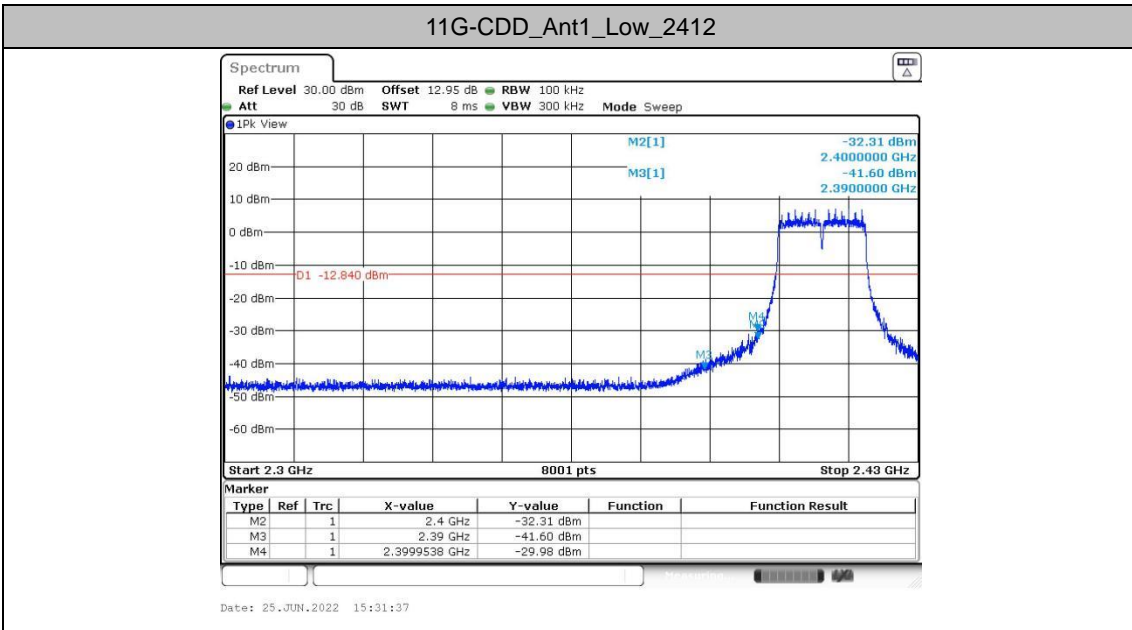


Date: 25 JUN.2022 15:28:31

11B-CDD_Ant2_High_2462

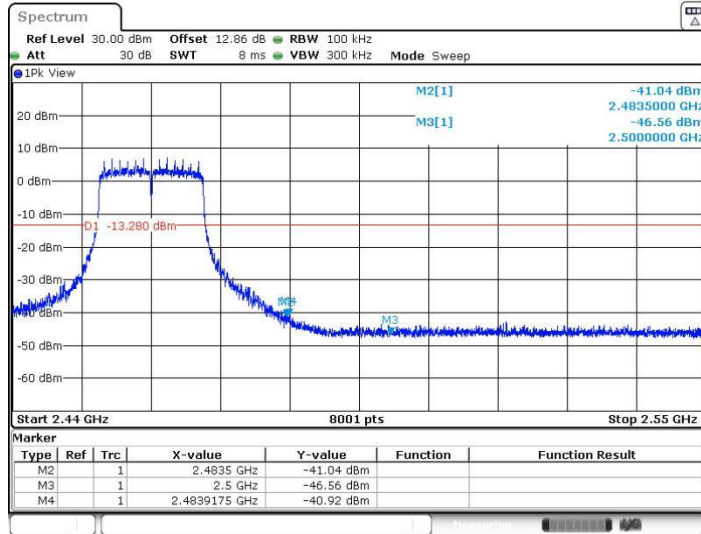


Date: 25 JUN.2022 15:29:57



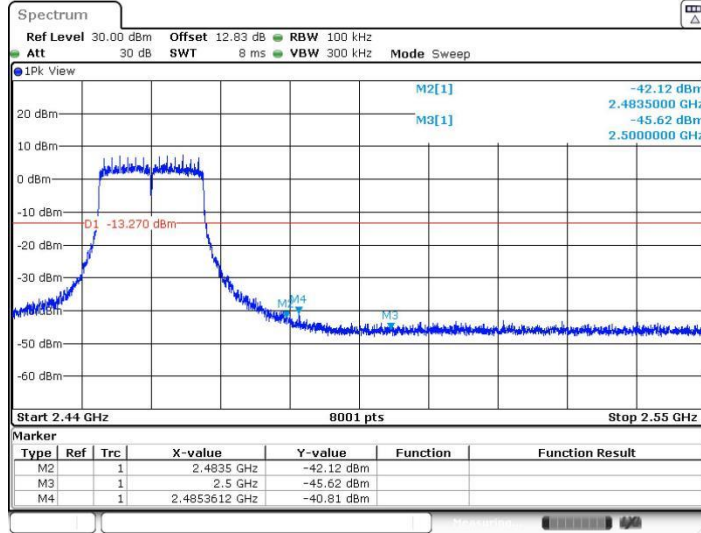


11G-CDD_Ant1_High_2462



Date: 25.JUN.2022 15:37:48

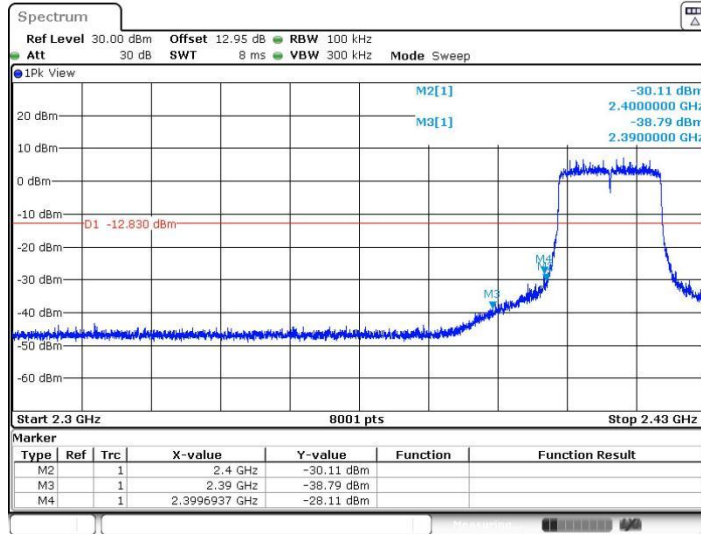
11G-CDD_Ant2_High_2462



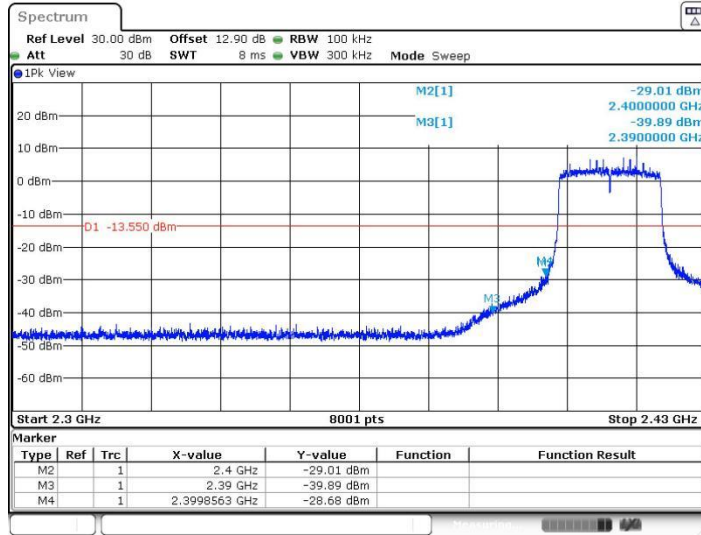
Date: 25.JUN.2022 15:39:14



11AX20MIMO_Ant1_Low_2412

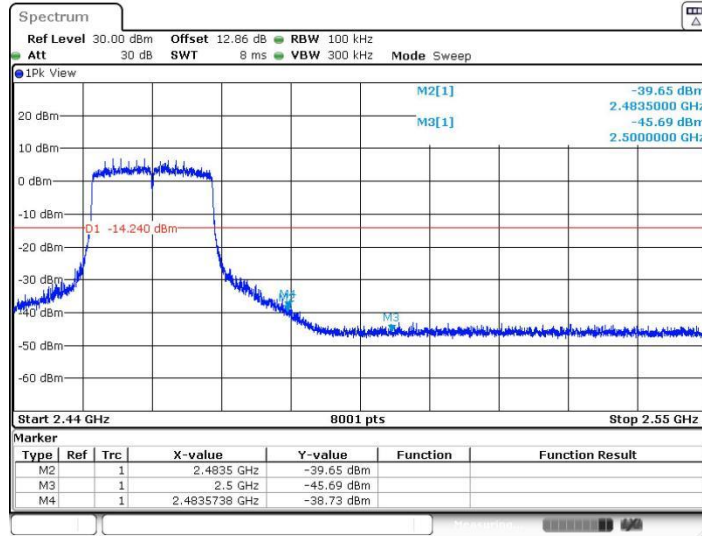


11AX20MIMO_Ant2_Low_2412





11AX20MIMO_Ant1_High_2462



11AX20MIMO_Ant2_High_2462

