



Appendix D. SAR Test Setup Photos


Head Exposure Condition




Right Cheek, Test Separation 0 mm



Right Tilted, Test Separation 0 mm



Left Cheek, Test Separation 0 mm




Left Tilted, Test Separation 0 mm

Hotspot Exposure Condition



Front, Test Separation 10 mm




Back, Test Separation 10 mm



Left Side, Test Separation 10 mm



Right Side, Test Separation 10 mm



Top Side, Test Separation 10 mm




Bottom Side, Test Separation 10 mm

Body-worn Exposure Condition



Front, Test Separation 15 mm



Back, Test Separation 15 mm



Back, Test Separation 27 mm(Sensor off)

Product Specific 10g SAR



Front, Test Separation 0 mm



Back, Test Separation 0 mm

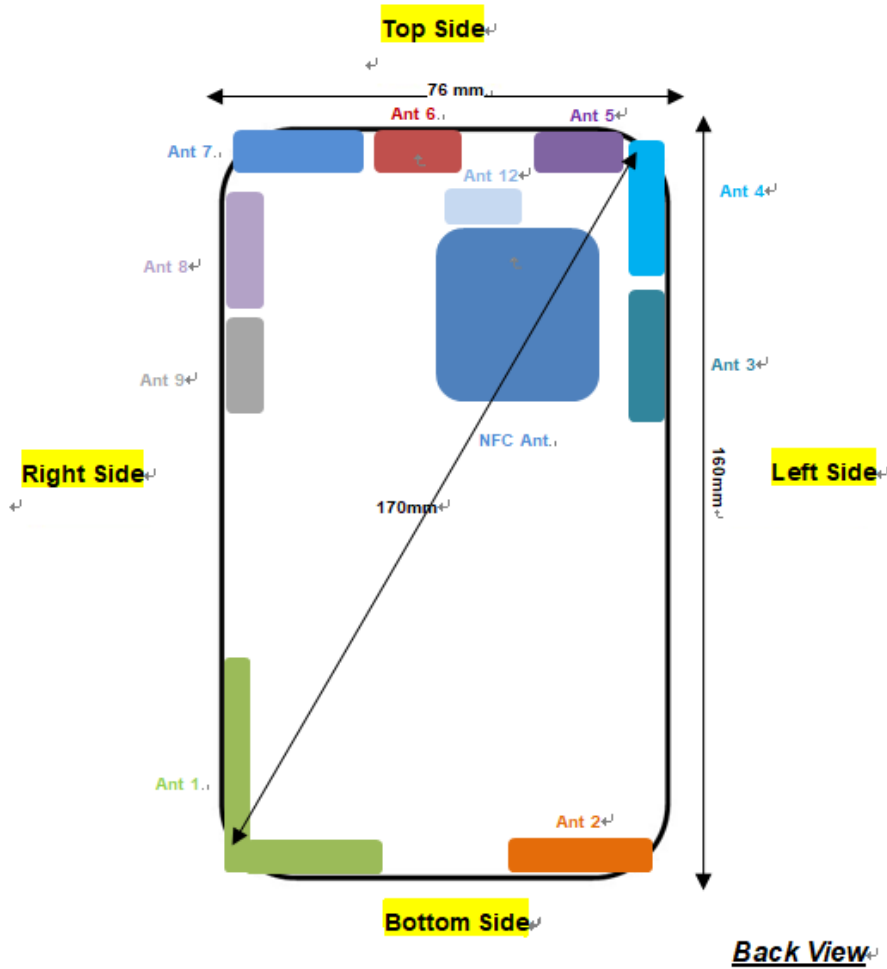


Top Side, Test Separation 0 mm



Right Side, Test Separation 0 mm

Antenna Location





Antenna	Support Band
Antenna 1	GSM: 850 WCDMA: B5 LTE: B5 / B7 / B12 / B13 / B17 / B26 NR: n5 / n7 / n38 / n41
Antenna 2	GSM: 1900 WCDMA: B2 / B4 LTE: B2 / B4 / B7 / B66 / B38 / B41 NR: n66
Antenna 3	GSM: 1900 WCDMA: B2 / B4 LTE: B2 / B4 / B7 / B66 / B38 / B41 NR: n66
Antenna 4	GSM: 850 WCDMA: B5 LTE: B5 / B12 / B13 / B17 / B26 NR: n5 / n77 / n78
Antenna 5	LTE: B7 NR: n7 / n38 / n41
Antenna 6	LTE: B42 NR: n77 / n78
Antenna 7	WLAN 2.4GHz/5GHz Chain 0 Bluetooth Chain 0
Antenna 8	NR: n77 / n78
Antenna 9	WLAN 2.4GHz/5GHz Chain 1 Bluetooth Chain 1
Antenna 12	LTE: B42 NR: n77 / n78
NFC Antenna	NFC

Note: LTE B7 at Antenna 1/5 is only active When at CA and ENDC mode.

Distance of the Antenna to the EUT surface/edge						
Antennas	Back	Front	Top Side	Bottom Side	Right Side	Left Side
Antenna 1	≤ 25mm	≤ 25mm	>25mm	≤ 25mm	≤ 25mm	>25mm
Antenna 2	≤ 25mm	≤ 25mm	>25mm	≤ 25mm	>25mm	≤ 25mm
Antenna 3	≤ 25mm	≤ 25mm	>25mm	>25mm	>25mm	≤ 25mm
Antenna 4	≤ 25mm	≤ 25mm	≤ 25mm	>25mm	>25mm	≤ 25mm
Antenna 5	≤ 25mm	≤ 25mm	≤ 25mm	>25mm	>25mm	≤ 25mm
Antenna 6	≤ 25mm	≤ 25mm	≤ 25mm	>25mm	>25mm	>25mm
Antenna 7	≤ 25mm	≤ 25mm	≤ 25mm	>25mm	≤ 25mm	>25mm
Antenna 8	≤ 25mm	≤ 25mm	≤ 25mm	>25mm	≤ 25mm	>25mm
Antenna 9	≤ 25mm	≤ 25mm	≤ 25mm	>25mm	≤ 25mm	>25mm
Antenna 12	≤ 25mm	≤ 25mm	≤ 25mm	>25mm	>25mm	≤ 25mm

Positions for SAR tests; Hotspot mode						
Antennas	Back	Front	Top Side	Bottom Side	Right Side	Left Side
Antenna 1	Yes	Yes	No	Yes	Yes	No
Antenna 2	Yes	Yes	No	Yes	No	Yes
Antenna 3	Yes	Yes	No	No	No	Yes
Antenna 4	Yes	Yes	Yes	No	No	Yes
Antenna 5	Yes	Yes	Yes	No	No	Yes
Antenna 6	Yes	Yes	Yes	No	No	No
Antenna 7	Yes	Yes	Yes	No	Yes	No
Antenna 8	Yes	Yes	Yes	No	Yes	No
Antenna 9	Yes	Yes	Yes	No	Yes	No
Antenna 12	Yes	Yes	Yes	No	No	Yes

Note: Referring to KDB 941225 D06 v02r01, when the overall device length and width are ≥ 9cm*5cm, the test distance is 10 mm. SAR must be measured for all sides and surfaces with a transmitting antenna located within 25mm from that surface or edge.