



Appendix D. SAR Test Setup Photos


Head Exposure Condition



Right Cheek, Test Separation 0 mm



Right Tilted, Test Separation 0 mm



Left Cheek, Test Separation 0 mm



Left Tilted, Test Separation 0 mm

Hotspot Exposure Condition



Front, Test Separation 10 mm



Back, Test Separation 10 mm



Left Side, Test Separation 10 mm



Right Side, Test Separation 10 mm



Top Side, Test Separation 10 mm



Bottom Side, Test Separation 10 mm



Back, Test Separation 15 mm(sensor off)



Top Side, Test Separation 15 mm(sensor off)



Bottom Side, Test Separation 19 mm(sensor off)

Body-worn Exposure Condition



Front, Test Separation 15 mm



Back, Test Separation 15 mm

Product Specific 10g SAR



Front, Test Separation 0 mm



Back, Test Separation 0 mm

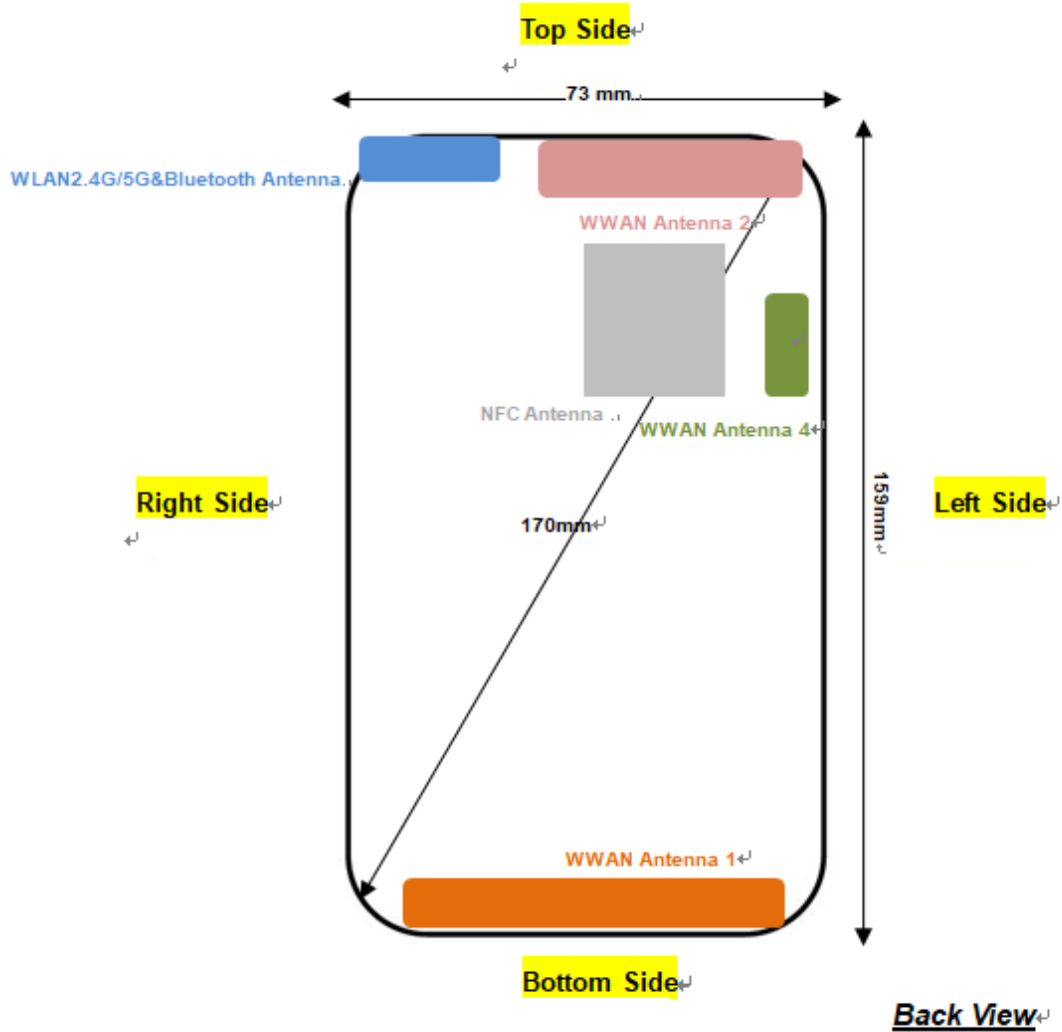


Top Side, Test Separation 0 mm



Right Side, Test Separation 0 mm

Antenna Location



Antenna	Support Band
WWAN Antenna 1	GSM: 850/1900 WCDMA: B2/4/5 LTE: B2 / B4 / B5 / B7 / B38 / B41
WWAN Antenna 2	GSM: 850/1900 WCDMA: B2/4/5 LTE: B2 / B4 / B5 / B7 / B38 / B41
WWAN Antenna 4	LTE: B2 / B7
WLAN2.4G/5G&Bluetooth Antenna	WLAN 2.4GHz/5GHz Bluetooth

Note: LTE B2 / B7 at Antenna 4 is only active When at CA mode.

Distance of the Antenna to the EUT surface/edge						
Antennas	Back	Front	Top Side	Bottom Side	Right Side	Left Side
WWAN Antenna 1	≤ 25mm	≤ 25mm	>25mm	≤ 25mm	≤ 25mm	≤ 25mm
WWAN Antenna 2	≤ 25mm	≤ 25mm	≤ 25mm	>25mm	>25mm	≤ 25mm
WLAN2.4G/5G&Bluetooth Antenna	≤ 25mm	≤ 25mm	≤ 25mm	>25mm	≤ 25mm	>25mm

Positions for SAR tests; Hotspot mode						
Antennas	Back	Front	Top Side	Bottom Side	Right Side	Left Side
WWAN Antenna 1	Yes	Yes	No	Yes	Yes	Yes
WWAN Antenna 2	Yes	Yes	Yes	No	No	Yes
WLAN2.4G/5G&Bluetooth Antenna	Yes	Yes	Yes	No	Yes	No

Note: Referring to KDB 941225 D06 v02r01, when the overall device length and width are ≥ 9cm*5cm, the test distance is 10 mm. SAR must be measured for all sides and surfaces with a transmitting antenna located within 25mm from that surface or edge.