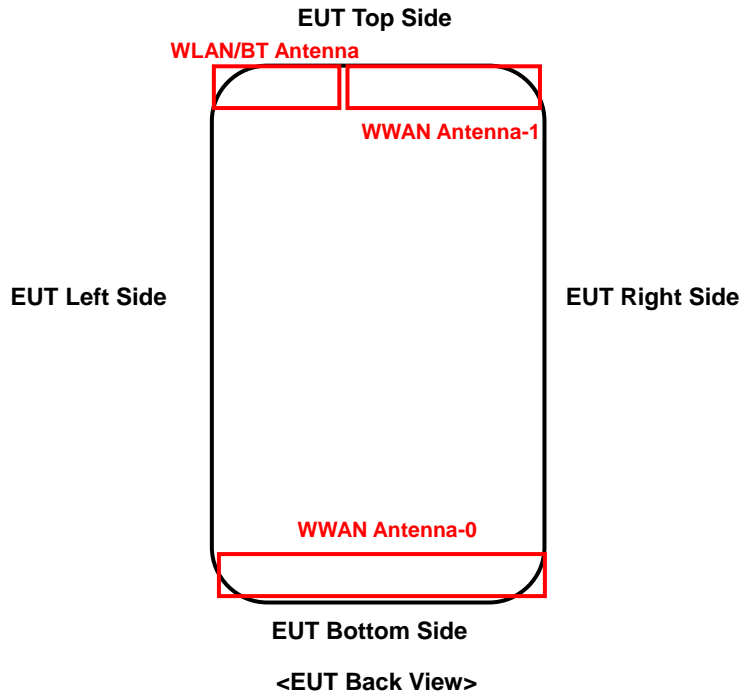


# FCC SAR Test Report

## <Photographs of EUT>



## <Antenna Location>

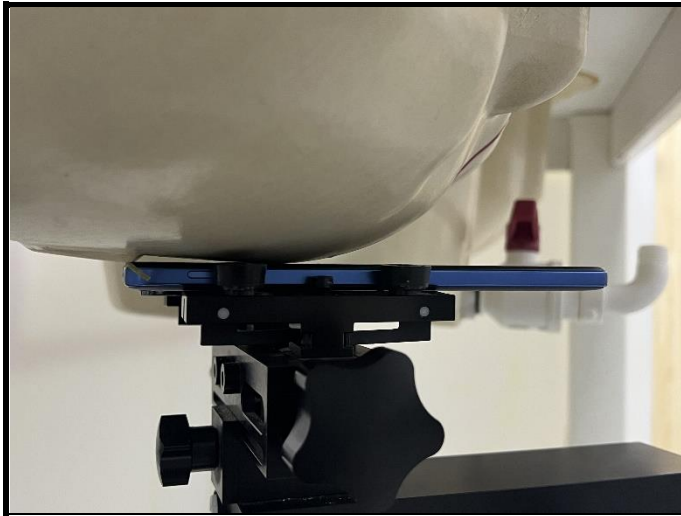


The separation distance for antenna to edge:


Antenna	Overall diagonal(mm)	Display diagonal(mm)	To Left Side (mm)	To Right Side (mm)	To Top Side (mm)	To Bottom Side (mm)
WWAN Antenna-0	170	160	0	0	149.55	0
WWAN Antenna-1			0	23	0	143.48
WLAN/BT Antenna			52.24	0	0	154.04

Antenna	Supported bands
WWAN Antenna-0	GSM850/1900, WCDMA II/IV/V, LTE Band 2/4/5/7/38/41
WWAN Antenna-1	GSM850/1900, WCDMA II/IV/V, LTE Band 2/4/5/7/38/41
WLAN/BT Antenna	WLAN 2.4G/5G, BT

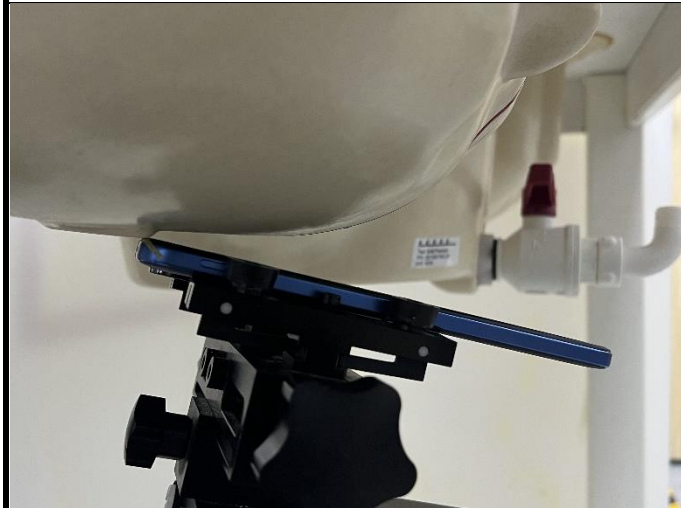
<Photographs of SAR Setup>



Right Cheek



Left Cheek



Right Tilted



Left Tilted




Front Face of EUT with 1.0 cm Gap




Rear Face of EUT with 1.0 cm Gap






Left Side of EUT with 1.0 cm Gap



Right Side of EUT with 1.0 cm Gap




Top Side of EUT with 1.0 cm Gap



Bottom Side of EUT with 1.0 cm Gap



Rear Face of EUT with 1.5 cm Gap



Top Side of EUT with 1.5 cm Gap

