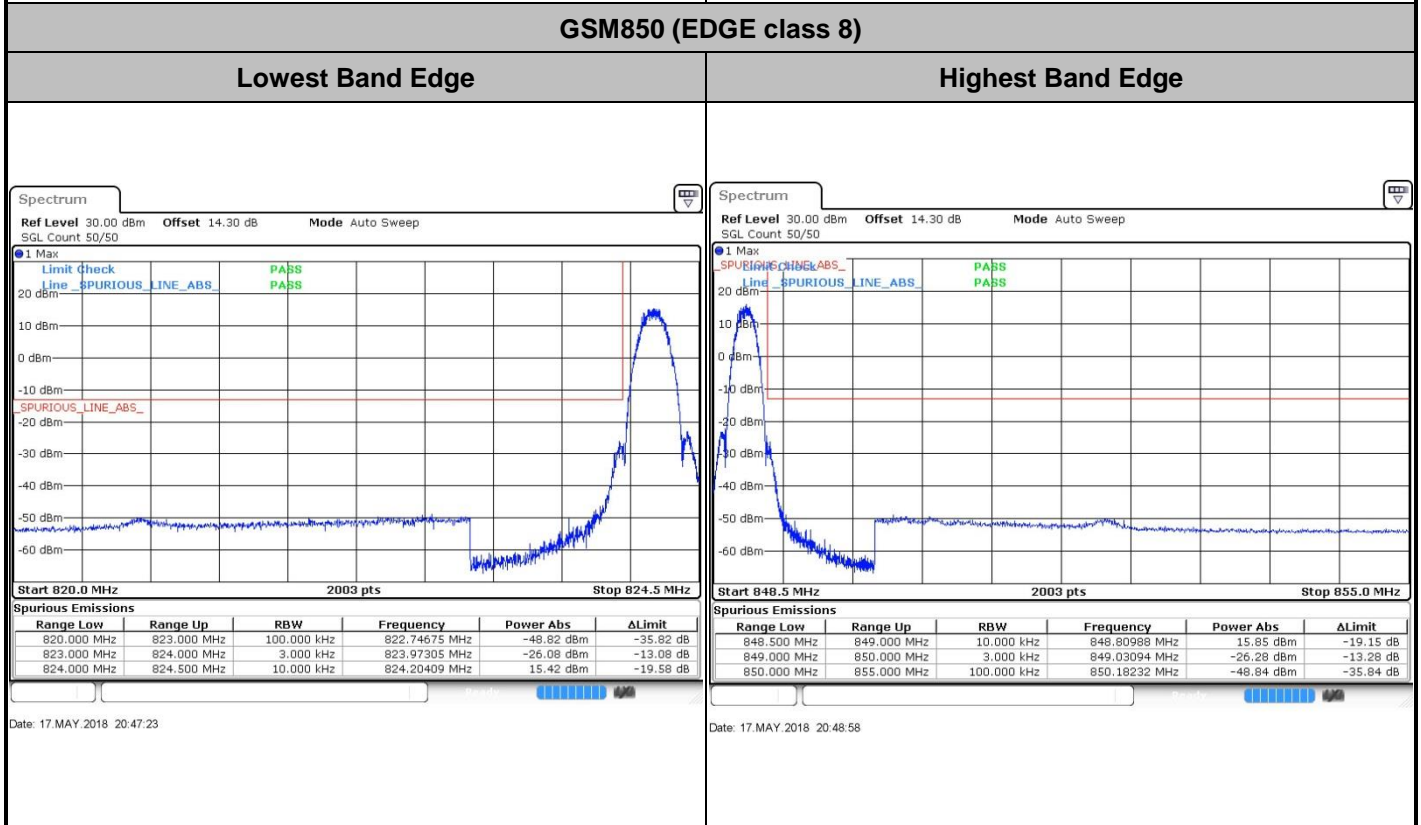
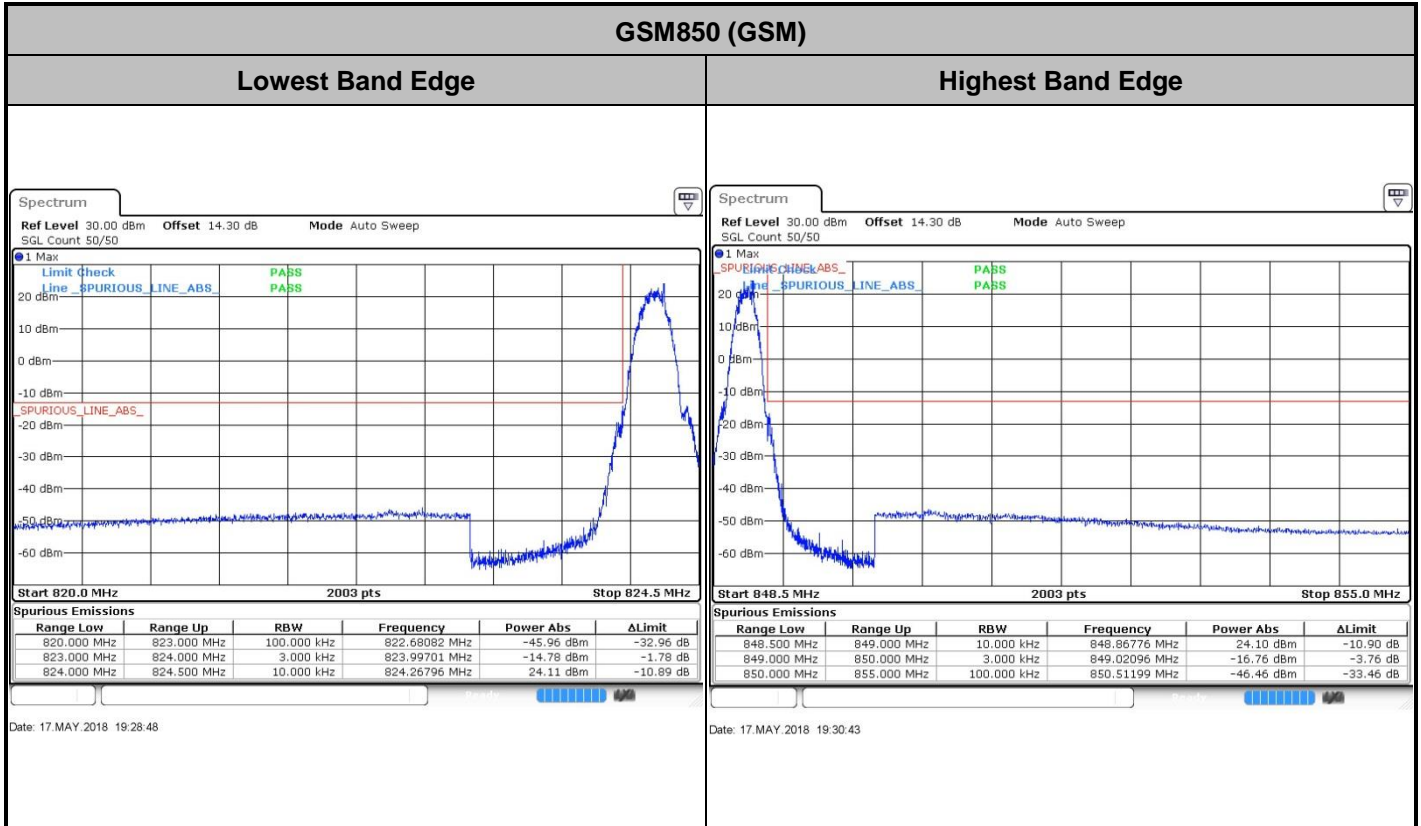
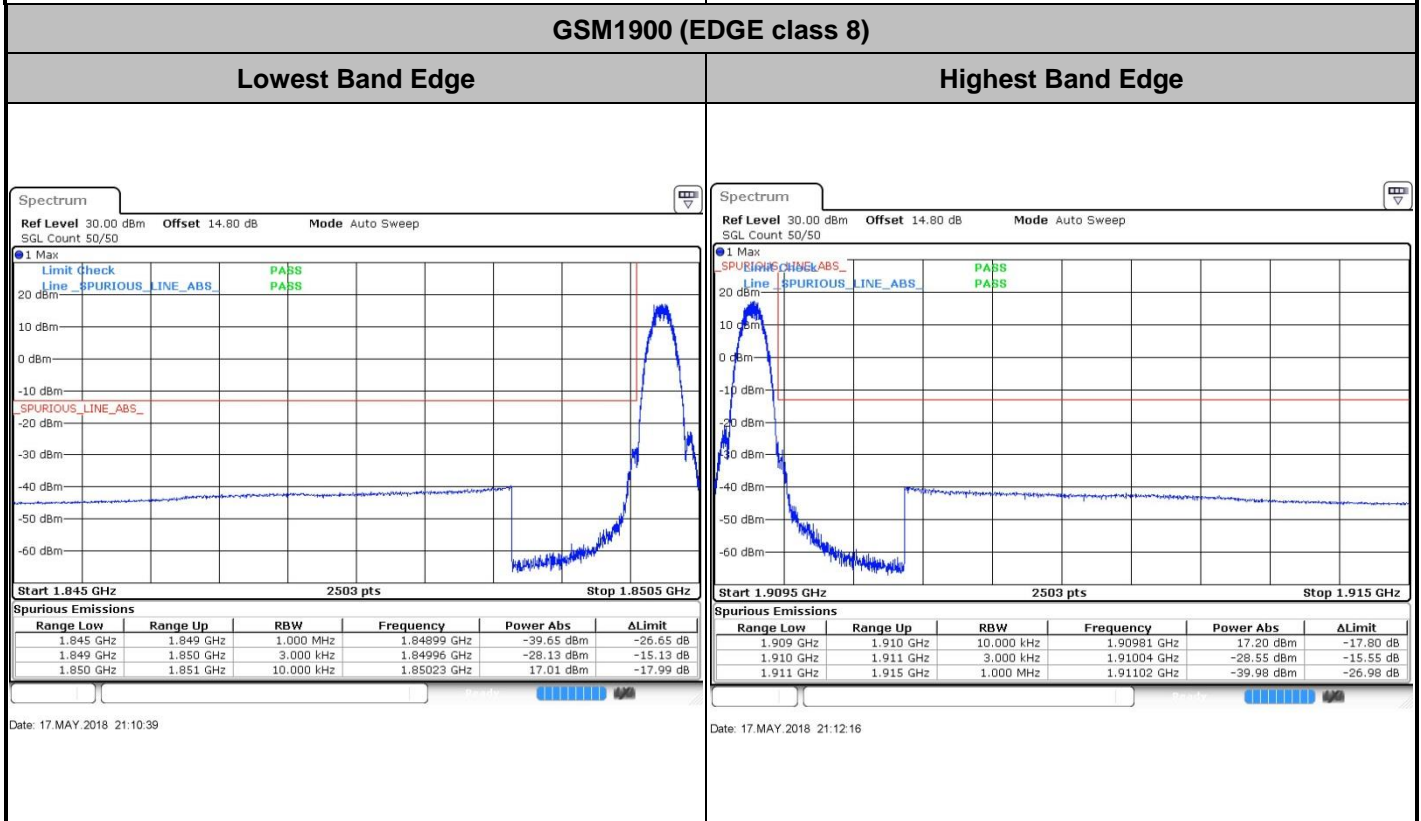
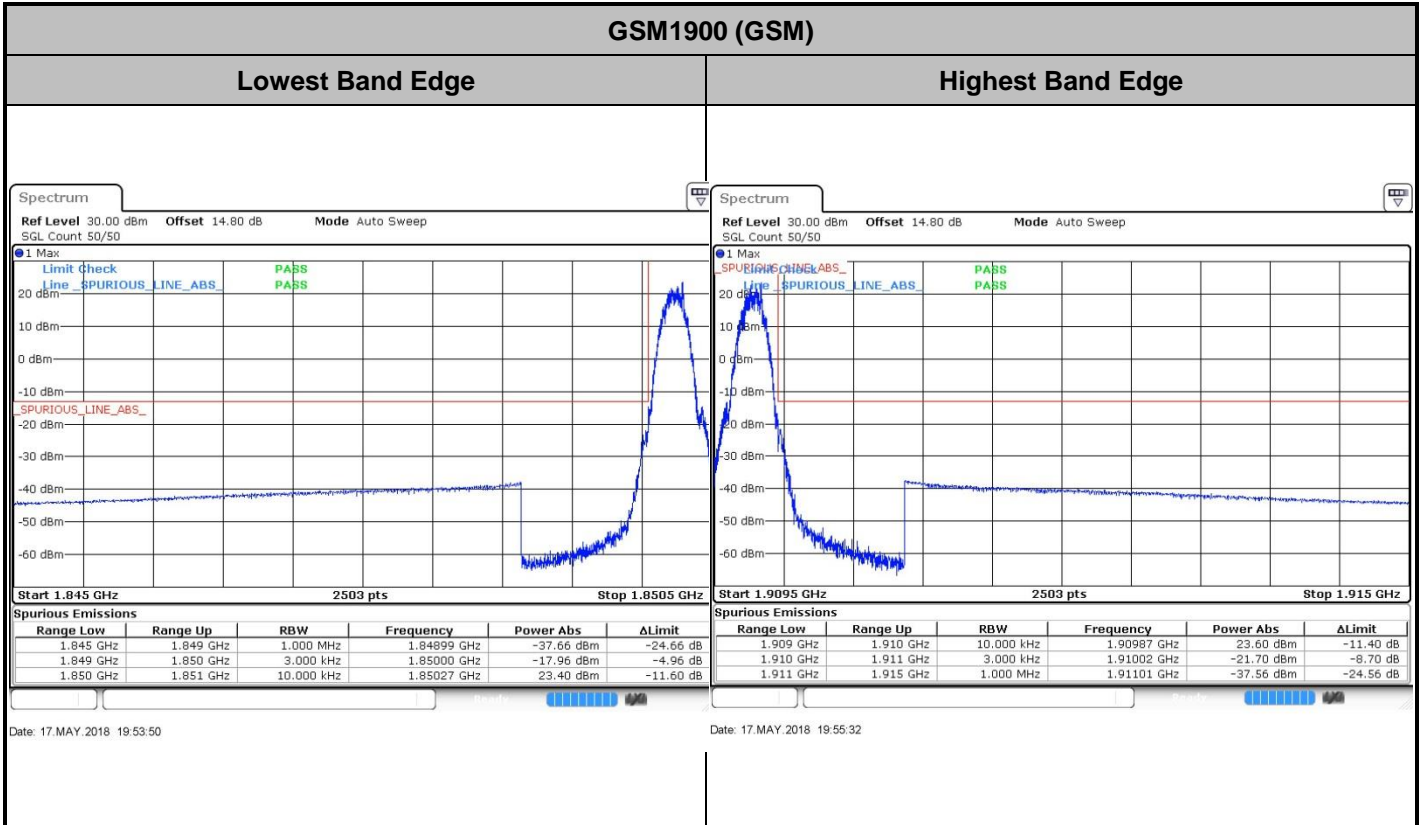




Conducted Band Edge

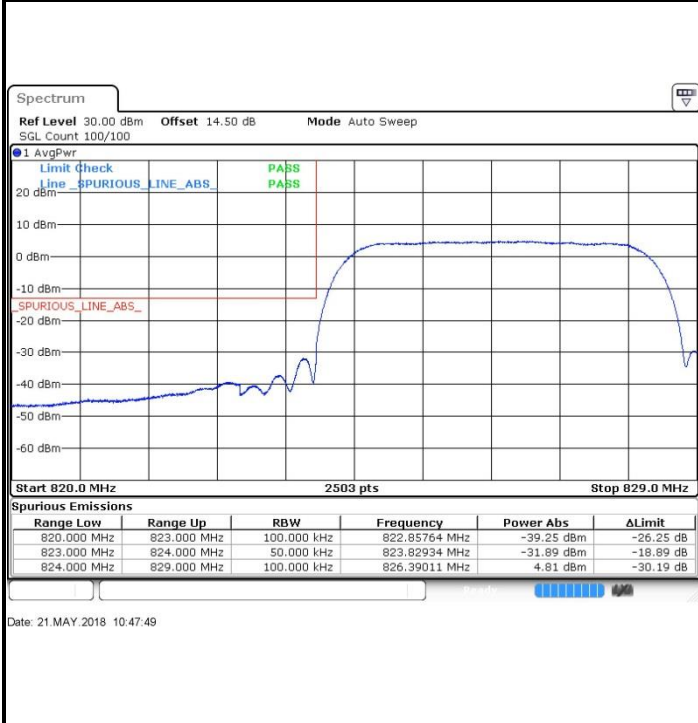




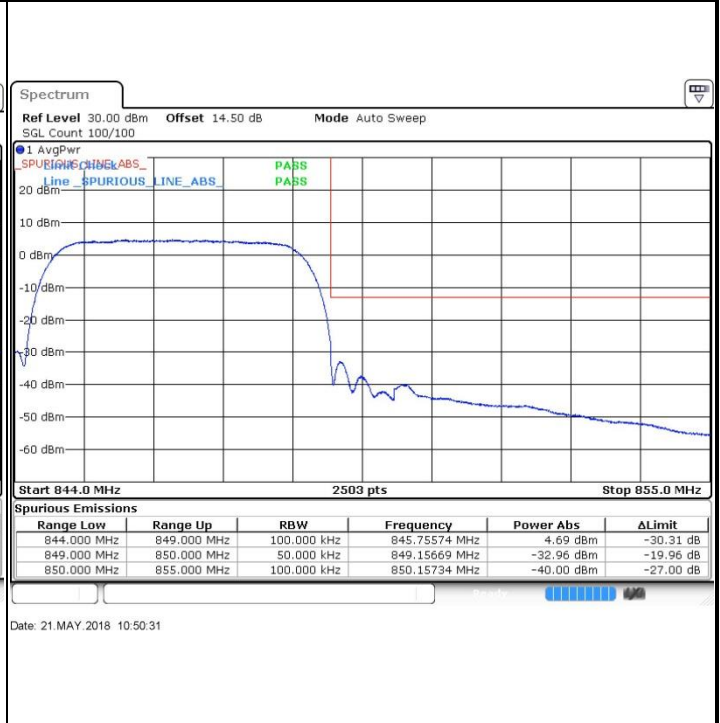


WCDMA Band V (RMC 12.2Kbps)

Lowest Band Edge

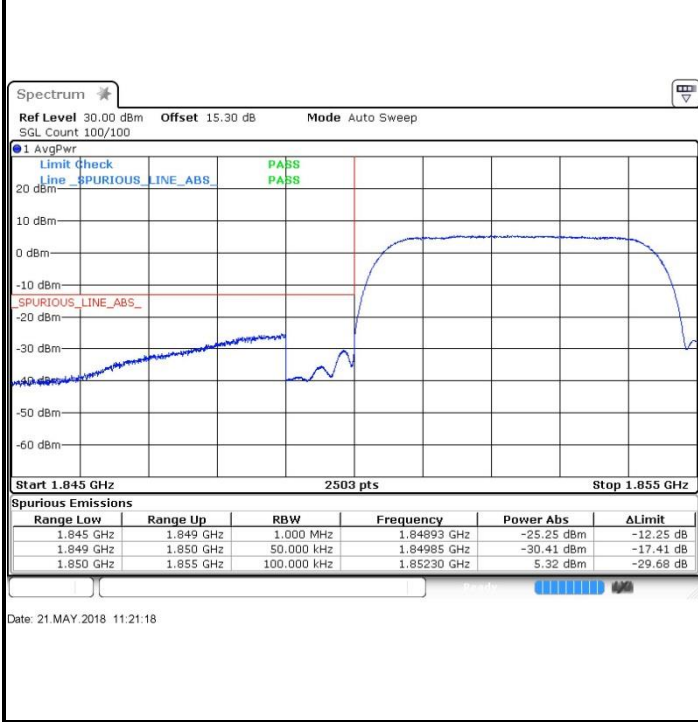


Highest Band Edge

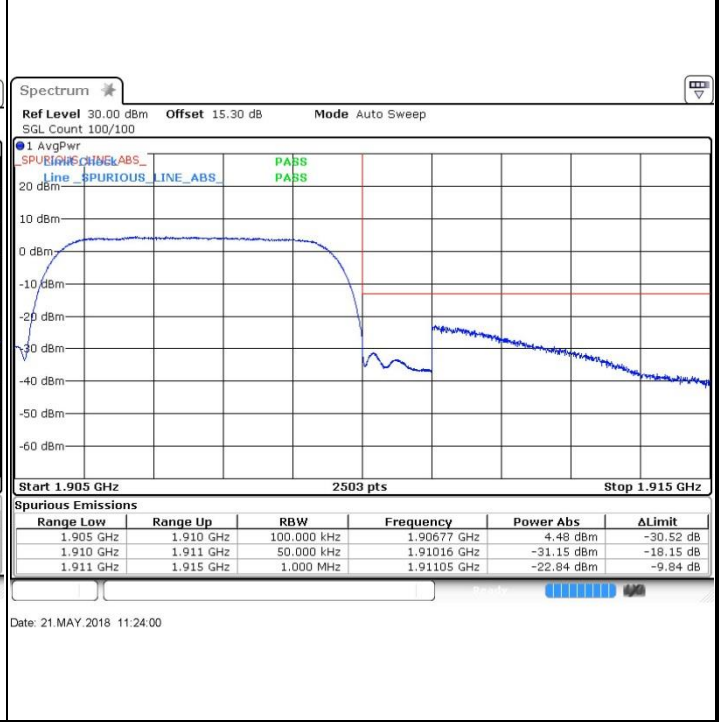


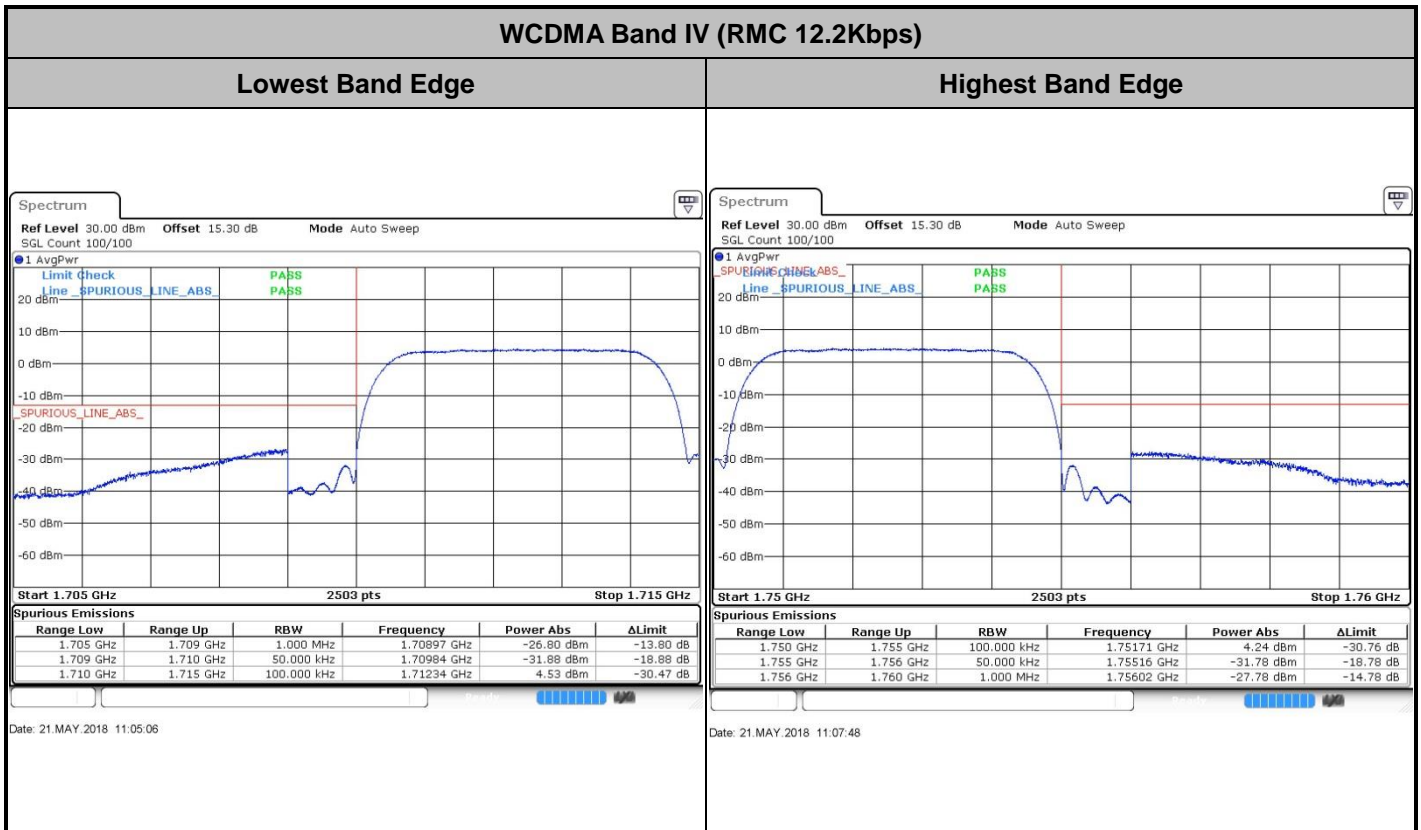
WCDMA Band II (RMC 12.2Kbps)

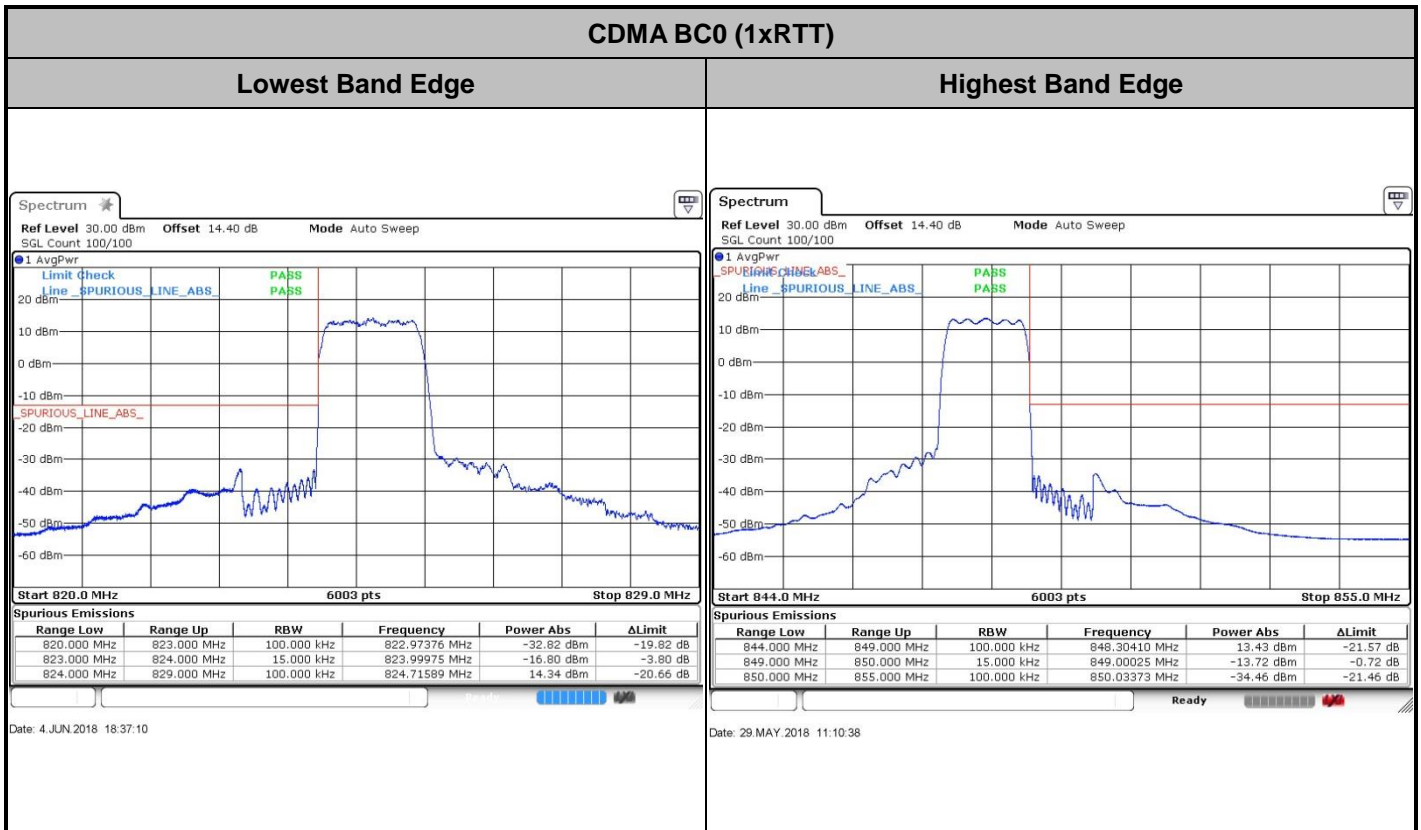
Lowest Band Edge



Highest Band Edge

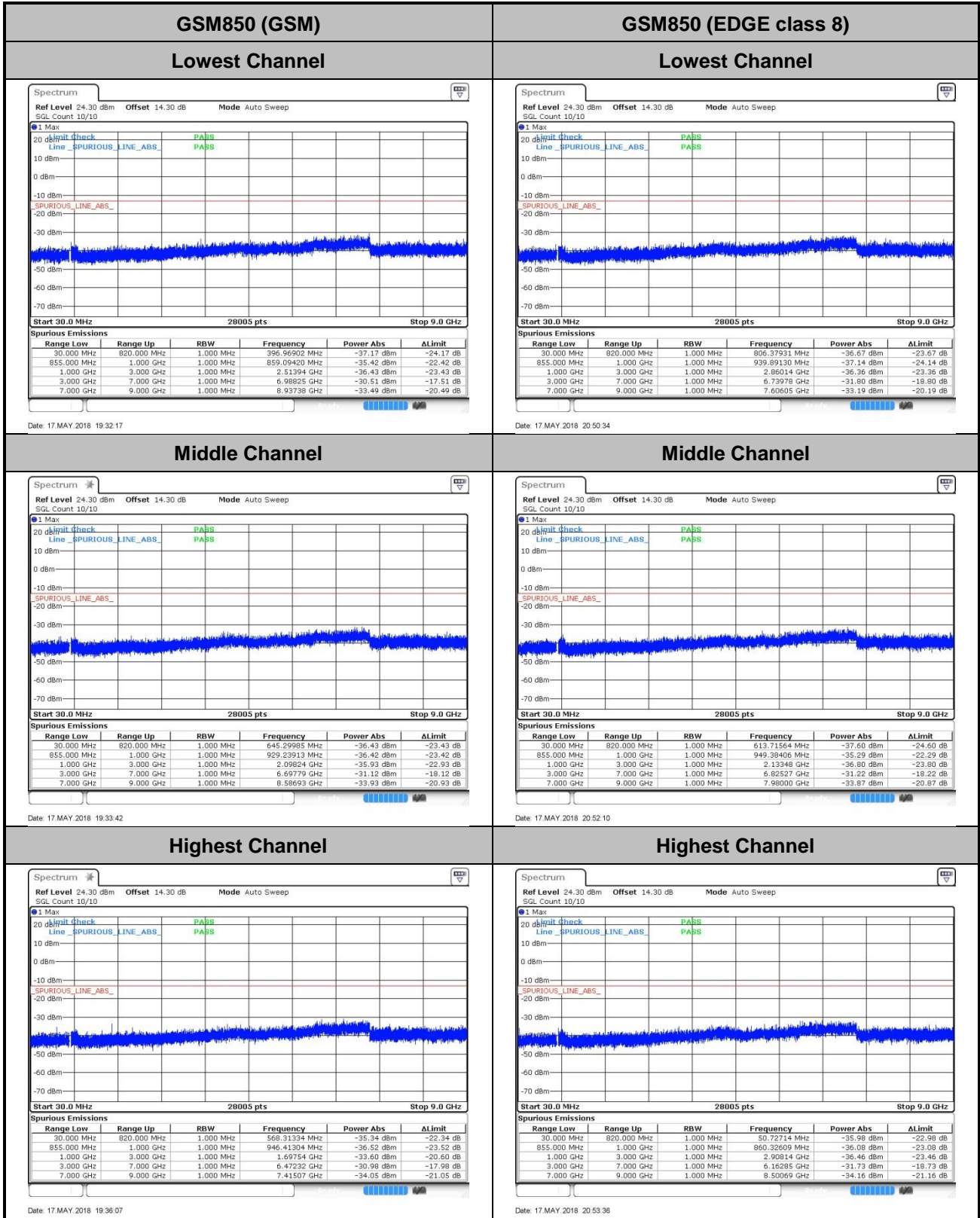


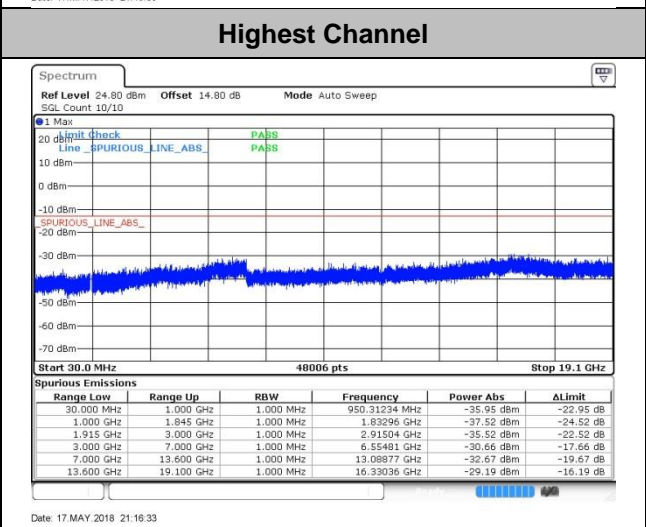
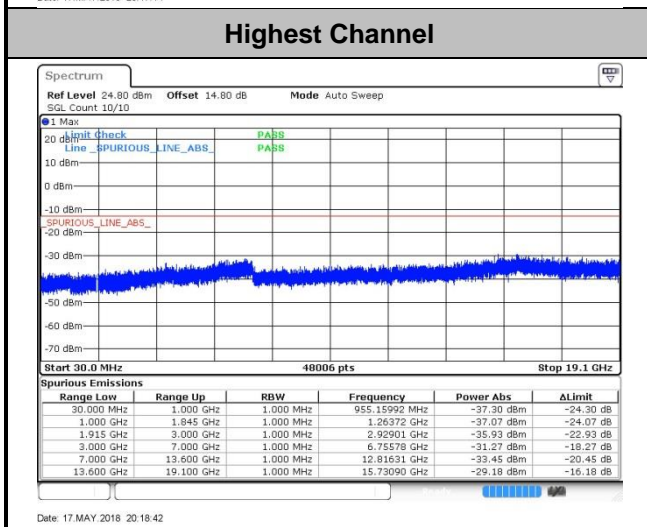
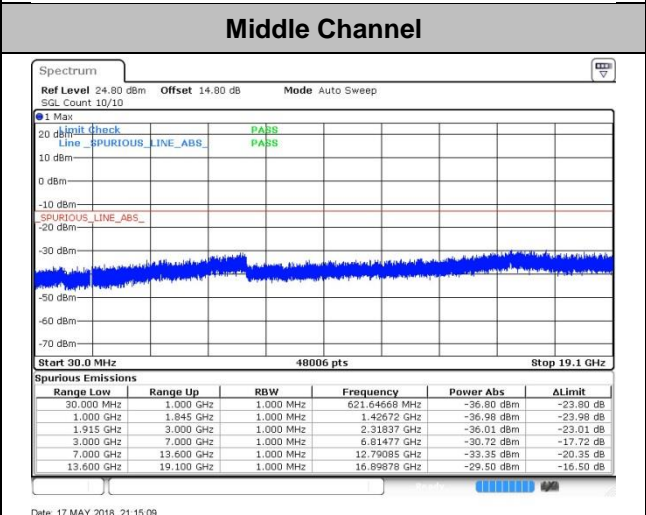
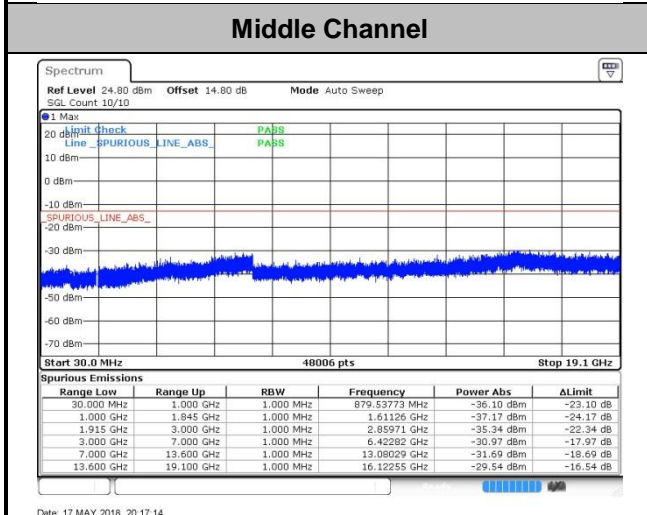
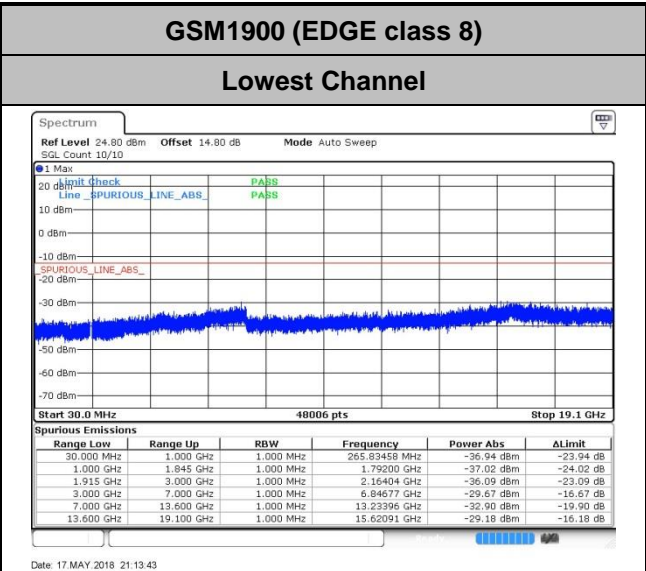
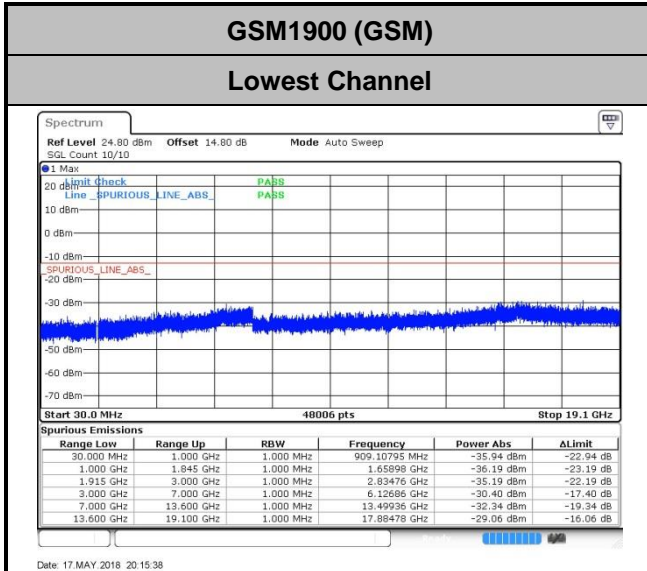


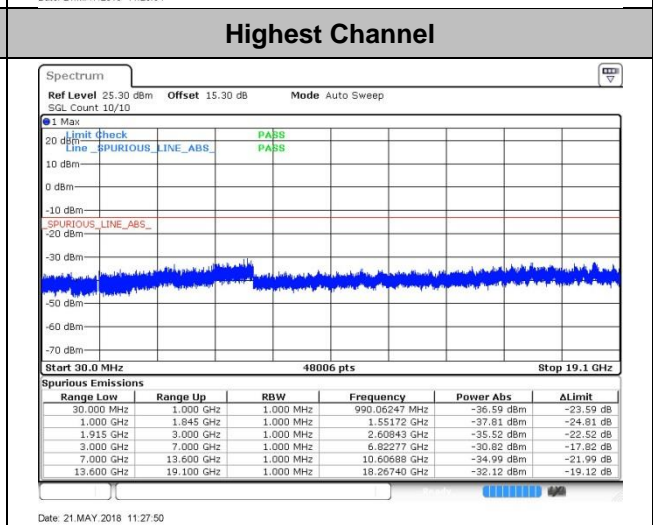
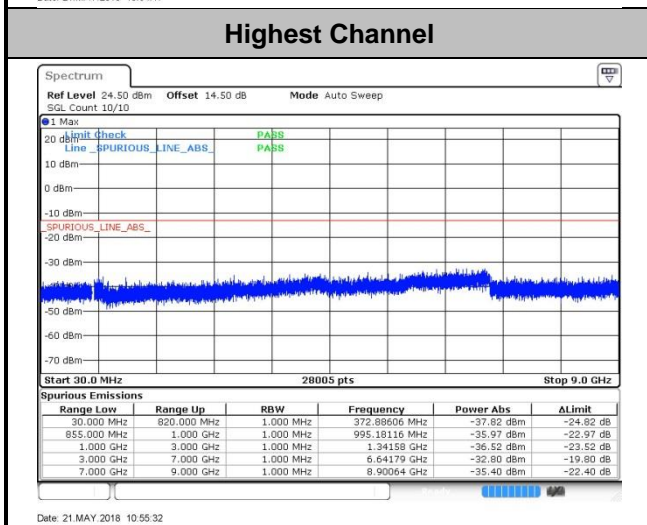
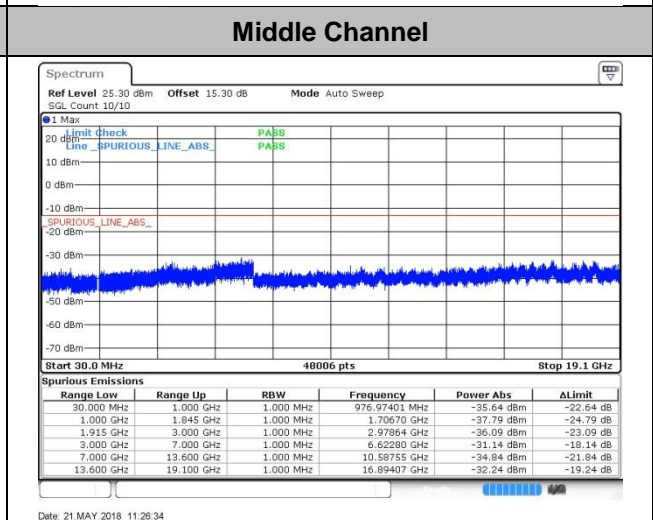
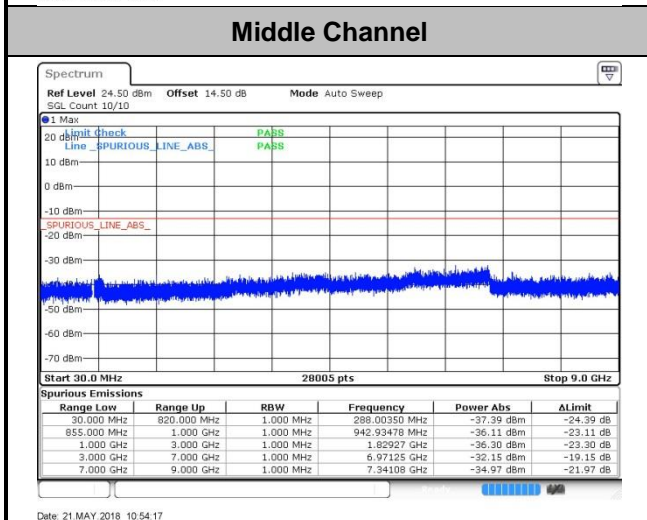
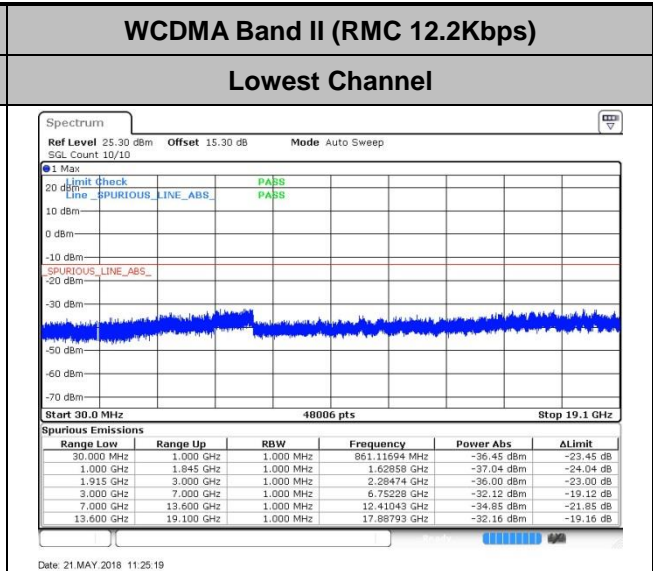
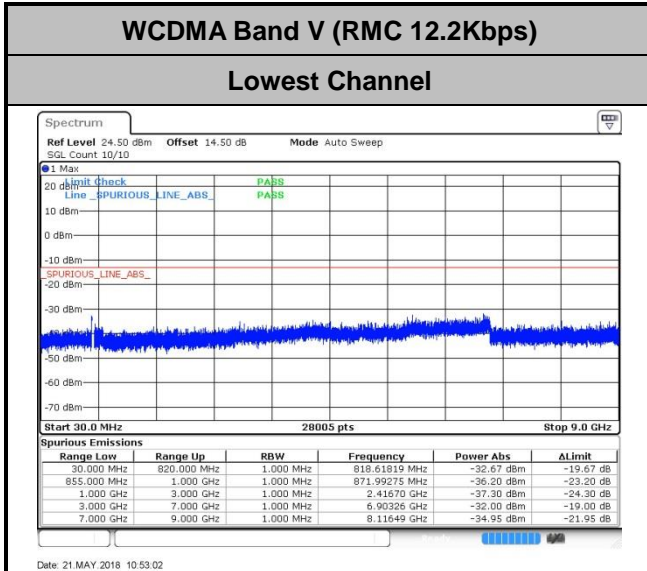




Conducted Spurious Emission



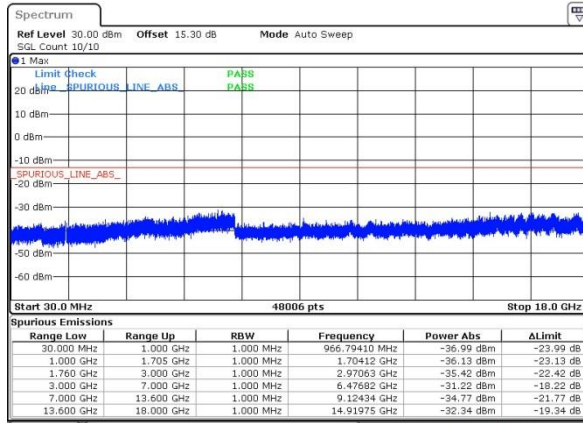






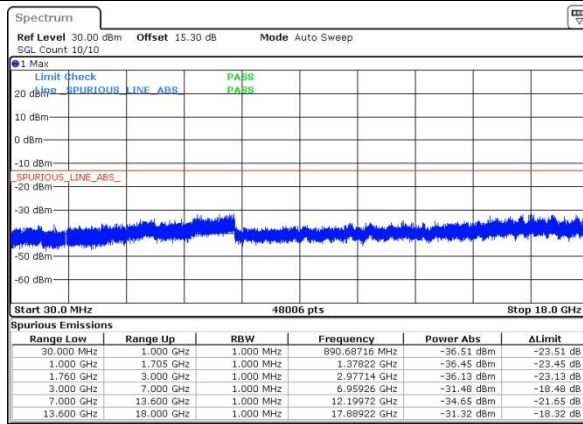
WCDMA Band IV (RMC 12.2Kbps)

Lowest Channel



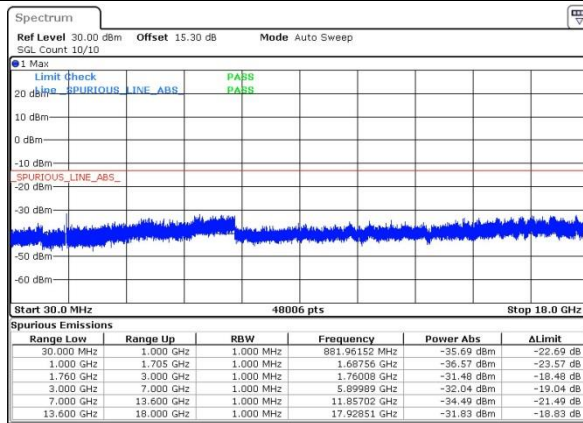
Date: 21.MAY.2018 11:09:14

Middle Channel

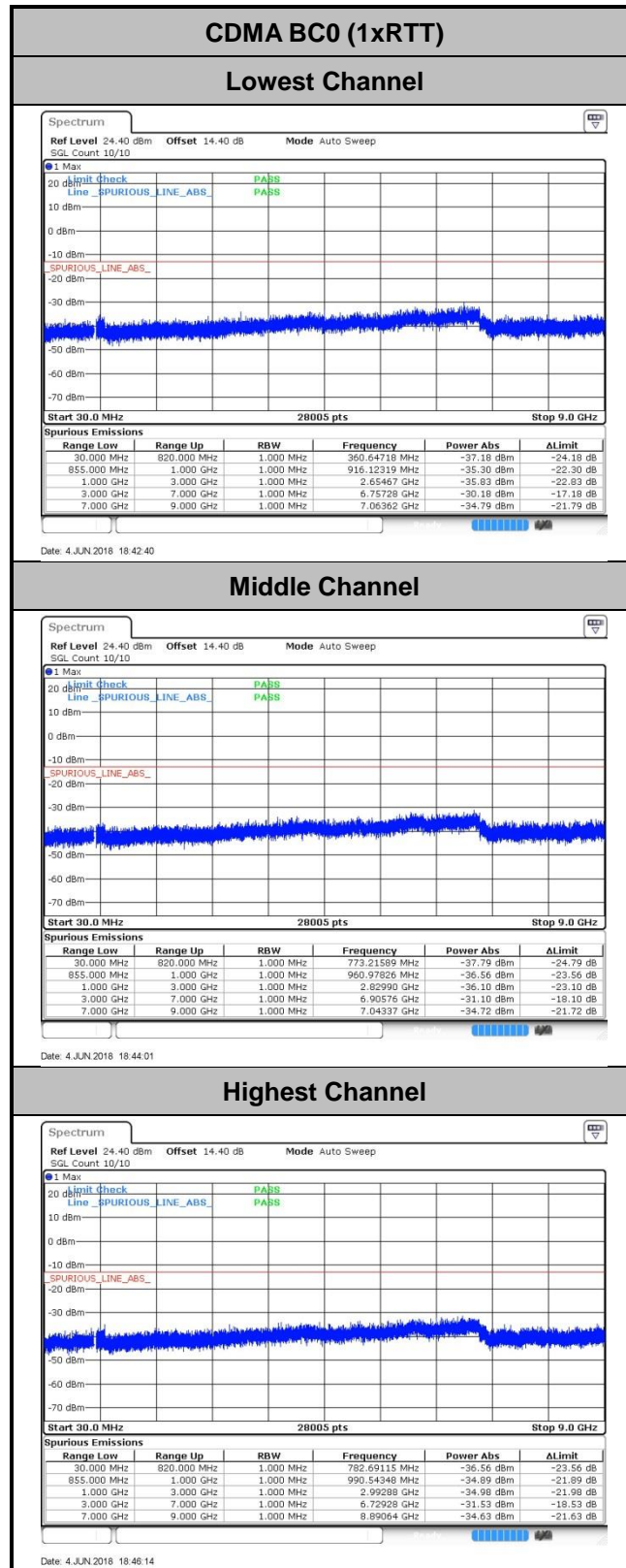


Date: 21.MAY.2018 11:10:30

Highest Channel



Date: 21.MAY.2018 11:11:45





Frequency Stability

Test Conditions	Middle Channel	GSM850 (GSM)	GSM850 (EDGE class 8)	Limit 2.5ppm
Temperature (°C)	Voltage (Volt)	Deviation (ppm)		Result
50	Normal Voltage	0.0048	0.0060	PASS
40	Normal Voltage	0.0526	0.0167	
30	Normal Voltage	0.0120	0.0538	
20(Ref.)	Normal Voltage	0.0000	0.0000	
10	Normal Voltage	0.0574	0.0335	
0	Normal Voltage	0.0191	0.0538	
-10	Normal Voltage	0.0084	0.0466	
-20	Normal Voltage	0.0143	0.0167	
-30	Normal Voltage	0.0108	0.0478	
20	Maximum Voltage	0.0466	0.0514	
20	Normal Voltage	0.0155	0.0132	
20	Battery End Point	0.0395	0.0395	

Note: Normal Voltage = 3.85 V. ; Battery End Point (BEP) =3.7 V. ; Maximum Voltage =4.4 V

Test Conditions	Middle Channel	GSM1900 (GSM)	GSM1900 (EDGE class 8)	Limit Note 2.
Temperature (°C)	Voltage (Volt)	Deviation (ppm)		Result
50	Normal Voltage	0.0053	0.0005	PASS
40	Normal Voltage	0.0016	0.0016	
30	Normal Voltage	0.0027	0.0021	
20(Ref.)	Normal Voltage	0.0000	0.0000	
10	Normal Voltage	0.0170	0.0255	
0	Normal Voltage	0.0074	0.0186	
-10	Normal Voltage	0.0160	0.0011	
-20	Normal Voltage	0.0218	0.0037	
-30	Normal Voltage	0.0005	0.0213	
20	Maximum Voltage	0.0053	0.0160	
20	Normal Voltage	0.0021	0.0016	
20	Battery End Point	0.0133	0.0011	

Note:

1. Normal Voltage = 3.85 V. ; Battery End Point (BEP) =3.7 V. ; Maximum Voltage =4.4 V
2. The frequency fundamental emissions stay within the authorized frequency block based on the frequency deviation measured is small.



Test Conditions	Middle Channel	WCDMA Band V (RMC 12.2KbpsRMC 12.2Kbps)	Limit 2.5ppm
Temperature (°C)	Voltage (Volt)	Deviation (ppm)	Result
50	Normal Voltage	0.0060	PASS
40	Normal Voltage	0.0395	
30	Normal Voltage	0.0442	
20(Ref.)	Normal Voltage	0.0000	
10	Normal Voltage	0.0072	
0	Normal Voltage	0.0323	
-10	Normal Voltage	0.0048	
-20	Normal Voltage	0.0167	
-30	Normal Voltage	0.0311	
20	Maximum Voltage	0.0442	
20	Normal Voltage	0.0155	
20	Battery End Point	0.0012	

Note: Normal Voltage = 3.85 V. ; Battery End Point (BEP) =3.7 V. ; Maximum Voltage =4.4 V

Test Conditions	Middle Channel	WCDMA Band II (RMC 12.2Kbps)	Limit Note 2.
Temperature (°C)	Voltage (Volt)	Deviation (ppm)	Result
50	Normal Voltage	0.0186	PASS
40	Normal Voltage	0.0128	
30	Normal Voltage	0.0165	
20(Ref.)	Normal Voltage	0.0000	
10	Normal Voltage	0.0117	
0	Normal Voltage	0.0154	
-10	Normal Voltage	0.0239	
-20	Normal Voltage	0.0005	
-30	Normal Voltage	0.0117	
20	Maximum Voltage	0.0165	
20	Normal Voltage	0.0005	
20	Battery End Point	0.0032	

Note:

1. Normal Voltage = 3.85 V. ; Battery End Point (BEP) =3.7 V. ; Maximum Voltage =4.4 V
2. The frequency fundamental emissions stay within the authorized frequency block based on the frequency deviation measured is small.



Test Conditions	Middle Channel	WCDMA Band IV (RMC 12.2Kbps)	Limit Note 2.
Temperature (°C)	Voltage (Volt)	Deviation (ppm)	Result
50	Normal Voltage	0.0069	PASS
40	Normal Voltage	0.0156	
30	Normal Voltage	0.0017	
20(Ref.)	Normal Voltage	0.0000	
10	Normal Voltage	0.0012	
0	Normal Voltage	0.0058	
-10	Normal Voltage	0.0150	
-20	Normal Voltage	0.0167	
-30	Normal Voltage	0.0092	
20	Maximum Voltage	0.0092	
20	Normal Voltage	0.0006	
20	Battery End Point	0.0167	

Note:

1. Normal Voltage = 3.85 V. ; Battery End Point (BEP) =3.7 V. ; Maximum Voltage =4.4 V
2. The frequency fundamental emissions stay within the authorized frequency block based on the frequency deviation measured is small.

Test Conditions	Middle Channel	CDMA BC0 (1xRTT)	Limit 2.5ppm
Temperature (°C)	Voltage (Volt)	Deviation (ppm)	Result
50	Normal Voltage	0.0311	PASS
40	Normal Voltage	0.0084	
30	Normal Voltage	0.0179	
20(Ref.)	Normal Voltage	0.0000	
10	Normal Voltage	0.0323	
0	Normal Voltage	0.0167	
-10	Normal Voltage	0.0299	
-20	Normal Voltage	0.0096	
-30	Normal Voltage	0.0072	
20	Maximum Voltage	0.0406	
20	Normal Voltage	0.0143	
20	Battery End Point	0.0155	

Note: Normal Voltage = 3.85 V. ; Battery End Point (BEP) =3.7 V. ; Maximum Voltage =4.4 V



Appendix B. Test Results of Conducted Test

Radiated Spurious Emission

GSM850 (GSM)								
Channel	Frequency (MHz)	ERP (dBm)	Limit (dBm)	Over Limit (dB)	S.G. Power (dBm)	TX Cable loss (dB)	TX Antenna Gain (dBi)	Polarization (H/V)
Middle	1672	-35.85	-13	-22.85	-42.50	1.40	10.20	H
	2508	-51.13	-13	-38.13	-58.38	1.91	11.30	H
	3345	-57.54	-13	-44.54	-65.36	2.63	12.60	H
	1672	-37.04	-13	-24.04	-43.69	1.40	10.20	V
	2510	-51.52	-13	-38.52	-58.77	1.91	11.30	V
	3345	-59.29	-13	-46.29	-67.11	2.63	12.60	V

Remark: Spurious emissions within 30-1000MHz were found more than 20dB below limit line.

GSM850 (EDGE class 8)								
Channel	Frequency (MHz)	ERP (dBm)	Limit (dBm)	Over Limit (dB)	S.G. Power (dBm)	TX Cable loss (dB)	TX Antenna Gain (dBi)	Polarization (H/V)
Middle	1672	-50.03	-13	-37.03	-56.68	1.40	10.20	H
	2509	-59.65	-13	-46.65	-66.90	1.91	11.30	H
	3345	-59.67	-13	-46.67	-67.49	2.63	12.60	H
	1672	-50.98	-13	-37.98	-57.63	1.40	10.20	V
	2509	-59.55	-13	-46.55	-66.80	1.91	11.30	V
	3345	-60.20	-13	-47.20	-68.02	2.63	12.60	V

Remark: Spurious emissions within 30-1000MHz were found more than 20dB below limit line.



GSM1900 (GSM)								
Channel	Frequency (MHz)	EIRP (dBm)	Limit (dBm)	Over Limit (dB)	S.G. Power (dBm)	TX Cable loss (dB)	TX Antenna Gain (dBi)	Polarization (H/V)
Middle	3759	-55.67	-13	-42.67	-66.66	2.411	13.40	H
	5640	-55.51	-13	-42.51	-67.92	2.50	14.90	H
	7521	-54.85	-13	-41.85	-63.79	2.87	11.81	H
	3759	-58.25	-13	-45.25	-69.24	2.41	13.40	V
	5640	-53.64	-13	-40.64	-66.05	2.50	14.90	V
	7521	-55.50	-13	-42.50	-64.44	2.87	11.81	V

Remark: Spurious emissions within 30-1000MHz were found more than 20dB below limit line.

GSM1900 (EDGE class 8)								
Channel	Frequency (MHz)	EIRP (dBm)	Limit (dBm)	Over Limit (dB)	S.G. Power (dBm)	TX Cable loss (dB)	TX Antenna Gain (dBi)	Polarization (H/V)
Middle	3759	-58.36	-13	-45.36	-69.35	2.41	13.40	H
	5640	-55.92	-13	-42.92	-68.33	2.50	14.90	H
	7521	-55.44	-13	-42.44	-64.38	2.87	11.81	H
	3759	-58.75	-13	-45.75	-69.74	2.41	13.40	V
	5640	-56.04	-13	-43.04	-68.45	2.50	14.90	V
	7521	-55.63	-13	-42.63	-64.57	2.87	11.81	V

Remark: Spurious emissions within 30-1000MHz were found more than 20dB below limit line.

WCDMA Band V(RMC 12.2Kbps)								
Channel	Frequency (MHz)	ERP (dBm)	Limit (dBm)	Over Limit (dB)	S.G. Power (dBm)	TX Cable loss (dB)	TX Antenna Gain (dBi)	Polarization (H/V)
Middle	1672	-63.41	-13	-50.41	-70.06	1.40	10.20	H
	2509	-59.60	-13	-46.60	-66.85	1.91	11.30	H
	3345	-59.94	-13	-46.94	-67.76	2.63	12.60	H
	1672	-63.73	-13	-50.73	-70.38	1.40	10.20	V
	2509	-59.57	-13	-46.57	-66.82	1.91	11.30	V
	3345	-60.50	-13	-47.50	-68.32	2.63	12.60	V

Remark: Spurious emissions within 30-1000MHz were found more than 20dB below limit line.



WCDMA Band II(RMC 12.2Kbps)								
Channel	Frequency (MHz)	EIRP (dBm)	Limit (dBm)	Over Limit (dB)	S.G. Power (dBm)	TX Cable loss (dB)	TX Antenna Gain (dBi)	Polarization (H/V)
Middle	3759	-56.98	-13	-43.98	-67.97	2.41	13.40	H
	5640	-55.98	-13	-42.98	-68.39	2.50	14.90	H
	7521	-50.54	-13	-37.54	-59.48	2.87	11.81	H
	9396	-38.95	-13	-25.95	-48.47	3.34	12.86	H
	3759	-59.00	-13	-46.00	-69.99	2.41	13.40	V
	5640	-55.92	-13	-42.92	-68.33	2.50	14.90	V
	7521	-45.01	-13	-32.01	-53.95	2.87	11.81	V
	9396	-41.93	-13	-28.93	-51.15	3.34	12.56	V

Remark: Spurious emissions within 30-1000MHz were found more than 20dB below limit line.

WCDMA Band IV(RMC 12.2Kbps)								
Channel	Frequency (MHz)	EIRP (dBm)	Limit (dBm)	Over Limit (dB)	S.G. Power (dBm)	TX Cable loss (dB)	TX Antenna Gain (dBi)	Polarization (H/V)
Middle	3465	-60.43	-13	-47.43	-70.57	2.65	12.79	H
	5199	-57.59	-13	-44.59	-68.58	2.42	13.41	H
	6930	-56.40	-13	-43.40	-65.79	2.76	12.15	H
	3465	-60.46	-13	-47.46	-70.60	2.652	12.79	V
	5199	-57.37	-13	-44.37	-68.36	2.42	13.41	V
	6930	-56.47	-13	-43.47	-65.86	2.761	12.15	V

Remark: Spurious emissions within 30-1000MHz were found more than 20dB below limit line.

CDMA BC0(1xRTT)								
Channel	Frequency (MHz)	ERP (dBm)	Limit (dBm)	Over Limit (dB)	S.G. Power (dBm)	TX Cable loss (dB)	TX Antenna Gain (dBi)	Polarization (H/V)
Middle	1673.04	-61.20	-13	-48.20	-64.45	4.00	9.40	H
	2509.56	-56.68	-13	-43.68	-60.25	4.88	10.60	H
	3346.08	-55.23	-13	-42.23	-60.16	5.52	12.60	H
	1673.04	-61.77	-13	-48.77	-65.02	4.00	9.40	V
	2509.56	-56.71	-13	-43.71	-60.28	4.88	10.60	V
	3346.08	-55.74	-13	-42.74	-60.67	5.52	12.60	V

Remark: Spurious emissions within 30-1000MHz were found more than 20dB below limit line.