

**Appendix D. SAR Test Setup Photos**



**Right Cheek**



**Right Tilted**



**Left Cheek**



**Left Tilted**



Front, Test Separation 10 mm



Back, Test Separation 10 mm




Left Side, Test Separation 10 mm




Right Side, Test Separation 10 mm



Top Side, Test Separation 10 mm




Bottom Side, Test Separation 10 mm




Front, Test Separation 0mm



Back, Test Separation 0 mm

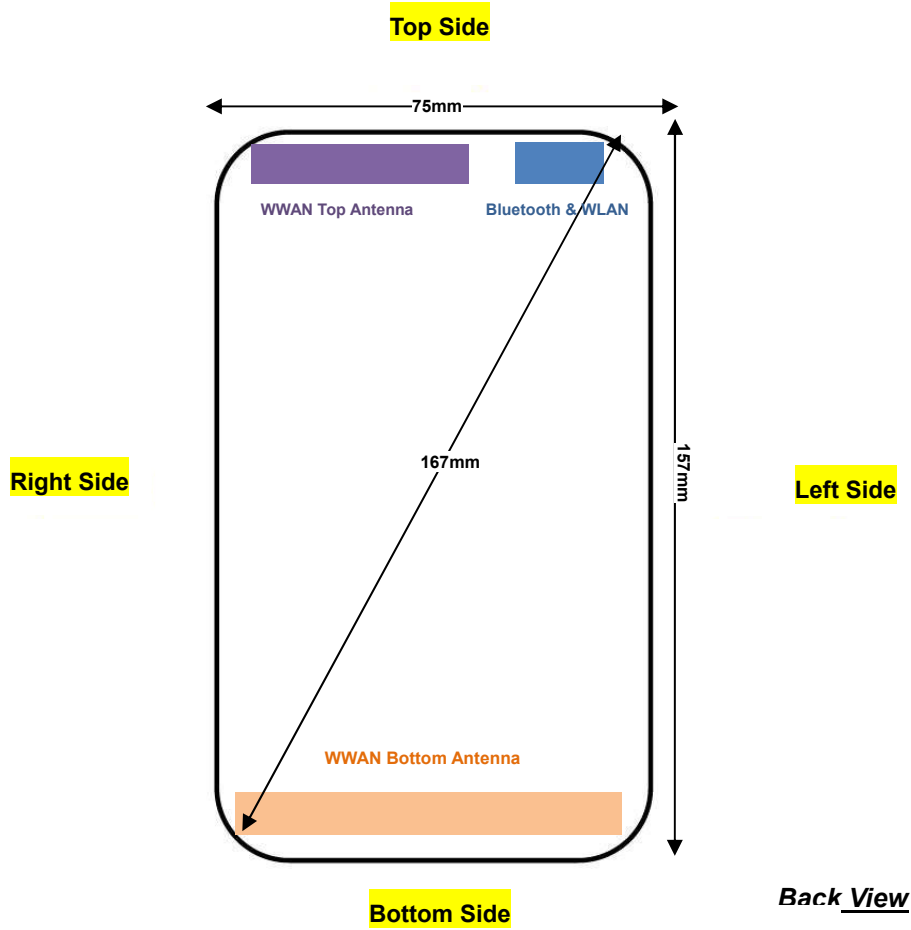


Left Side, Test Separation 0 mm



Top Side, Test Separation 0 mm

### Antenna Location



Antenna	Support Band
WWAN Bottom Antenna	GSM: 850 /1900 WCDMA: B2 / B4 / B5 LTE: B2 / B4 / B5 / B7 / B38
WWAN Top Antenna	GSM: 850 / 1900
Bluetooth & WLAN Antenna	Bluetooth WLAN 2.4GHz WLAN 5GHz

Distance of the Antenna to the EUT surface/edge						
Antennas	Back	Front	Top Side	Bottom Side	Right Side	Left Side
WWAN Bottom Antenna	≤ 25mm	≤ 25mm	>25mm	≤ 25mm	≤ 25mm	≤ 25mm
WWAN Top Antenna	≤ 25mm	≤ 25mm	≤ 25mm	>25mm	≤ 25mm	≤ 25mm
Bluetooth & WLAN Antenna	≤ 25mm	≤ 25mm	≤ 25mm	>25mm	>25mm	≤ 25mm

Positions for SAR tests; Hotspot mode						
Antennas	Back	Front	Top Side	Bottom Side	Right Side	Left Side
WWAN Bottom Antenna	Yes	Yes	No	Yes	Yes	Yes
WWAN Top Antenna	Yes	Yes	Yes	No	Yes	Yes
Bluetooth & WLAN Antenna	Yes	Yes	Yes	No	No	Yes

**General Note:**

Referring to KDB 941225 D06 v02r01, when the overall device length and width are ≥ 9cm\*5cm, the test distance is 10 mm. SAR must be measured for all sides and surfaces with a transmitting antenna located within 25mm from that surface or edge.