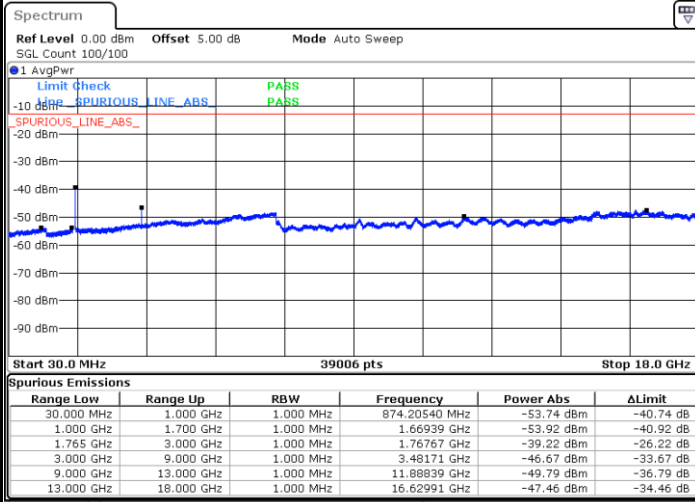




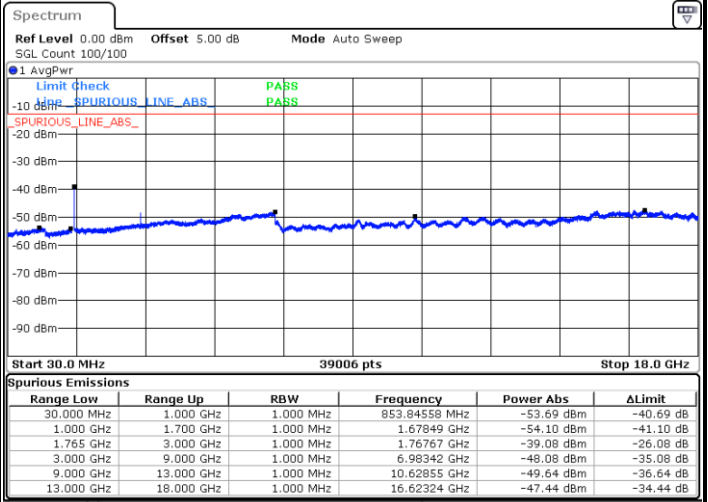
LTE Band 4 / 15MHz

Highest Channel / QPSK



Date: 1 JUL 2017 15:47:52

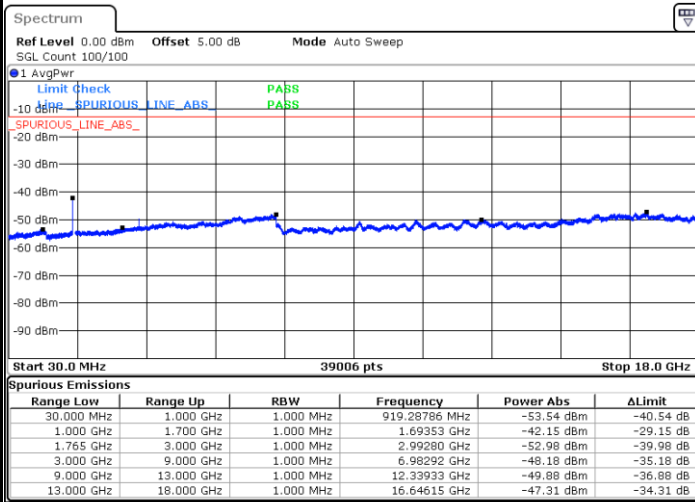
Highest Channel / 16QAM



Date: 1 JUL 2017 15:48:47

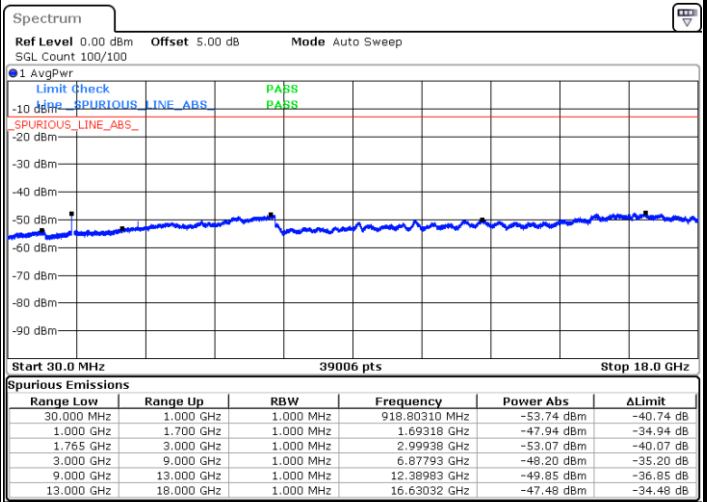
LTE Band 4 / 20MHz

Lowest Channel / QPSK



Date: 1 JUL 2017 15:54:53

Lowest Channel / 16QAM



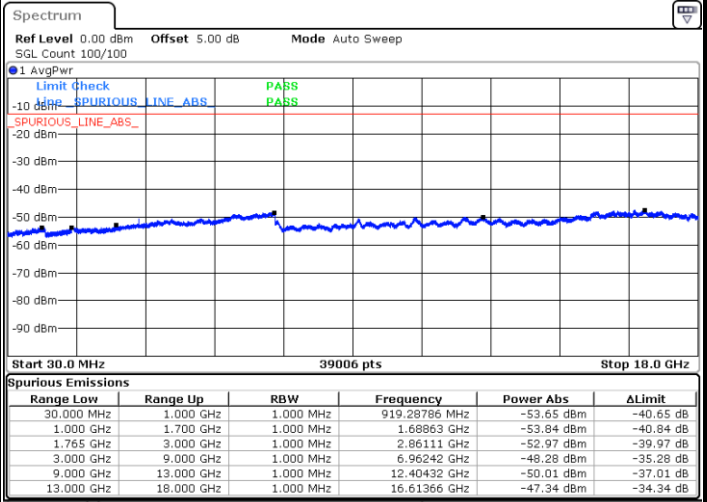
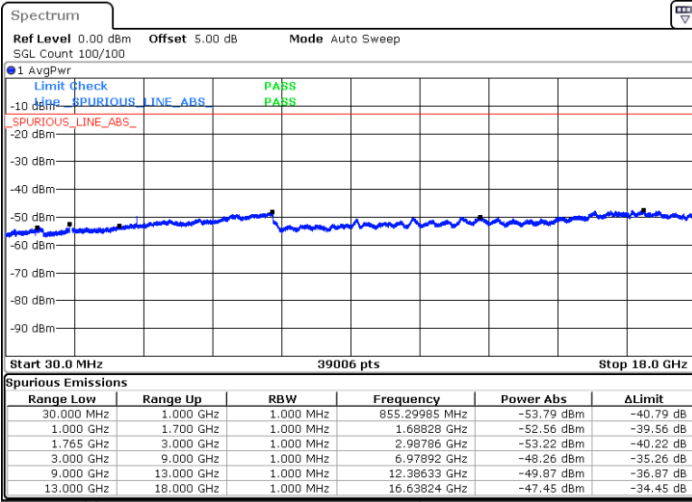
Date: 1 JUL 2017 15:55:48



LTE Band 4 / 20MHz

Middle Channel / QPSK

Middle Channel / 16QAM

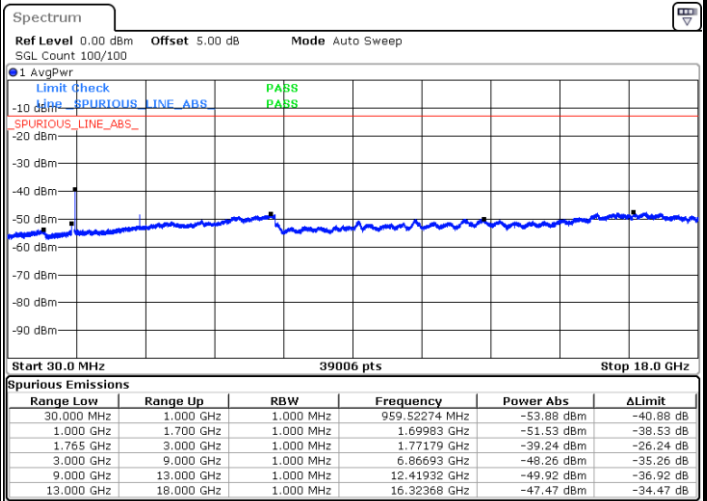
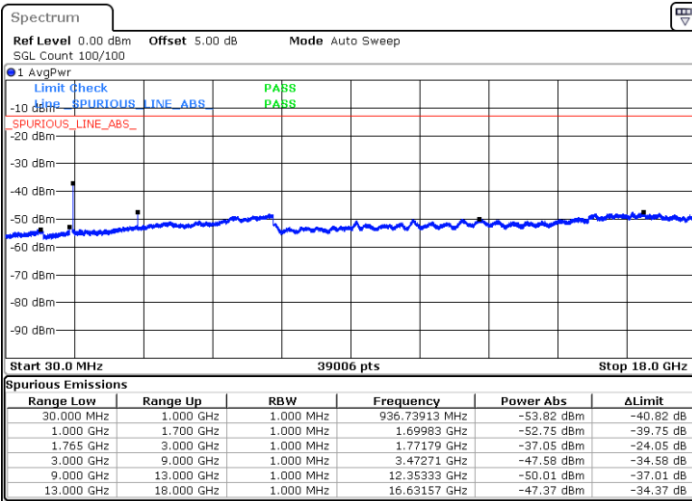


Date: 1 JUL 2017 15:57:22

Date: 1 JUL 2017 15:58:17

Highest Channel / QPSK

Highest Channel / 16QAM



Date: 1 JUL 2017 16:04:22

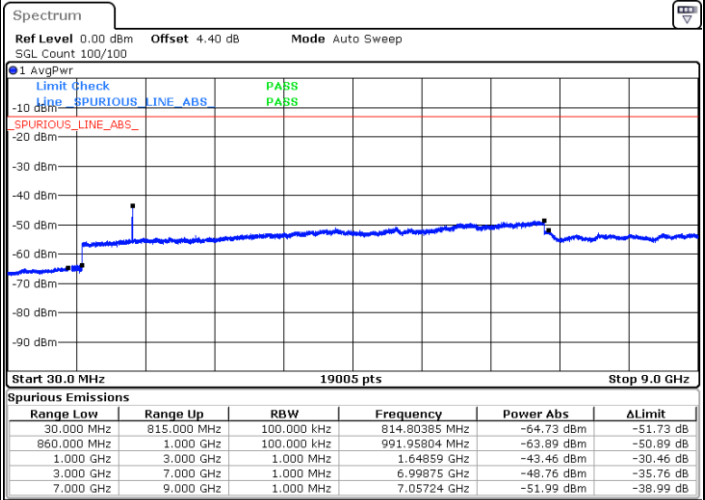
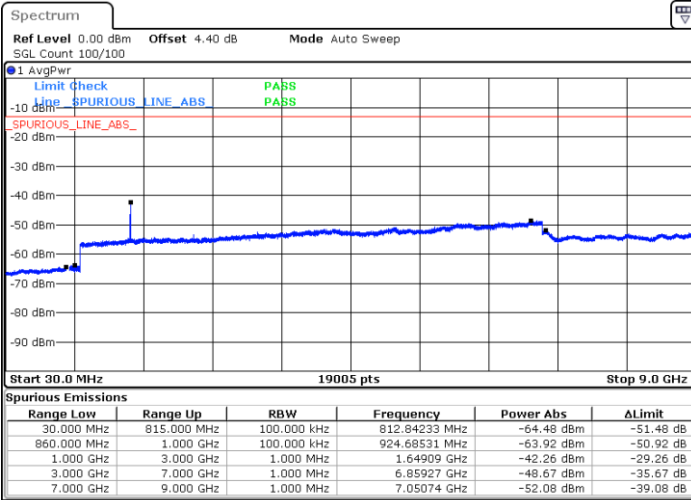
Date: 1 JUL 2017 16:05:17



LTE Band 5 / 1.4MHz

Lowest Channel / QPSK

Lowest Channel / 16QAM

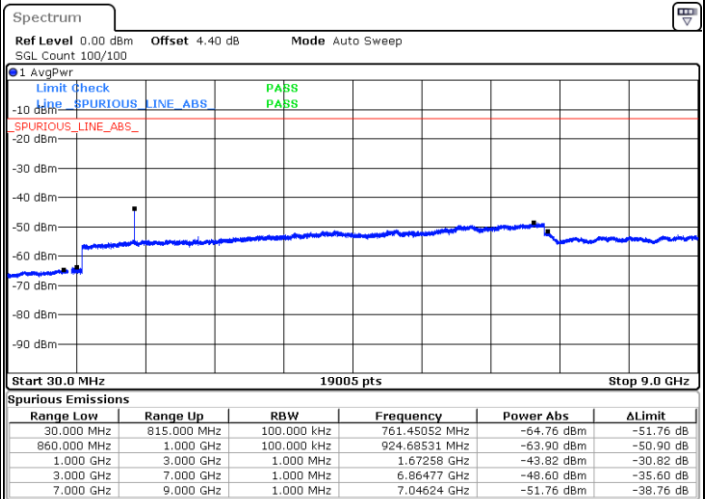
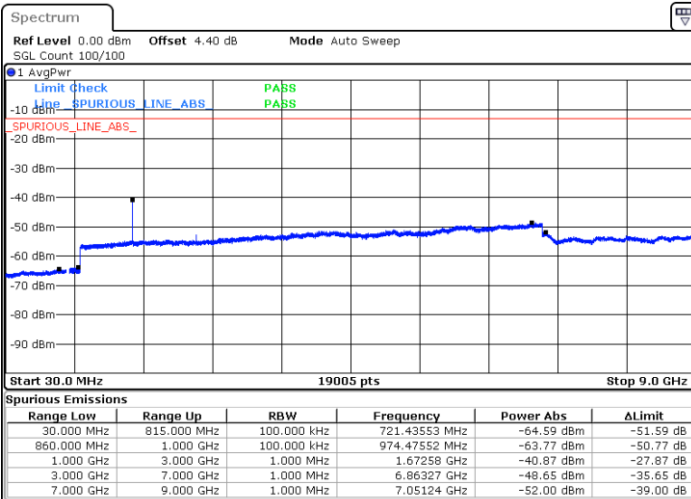


Date: 1.JUL.2017 17:19:02

Date: 1.JUL.2017 17:19:56

Middle Channel / QPSK

Middle Channel / 16QAM



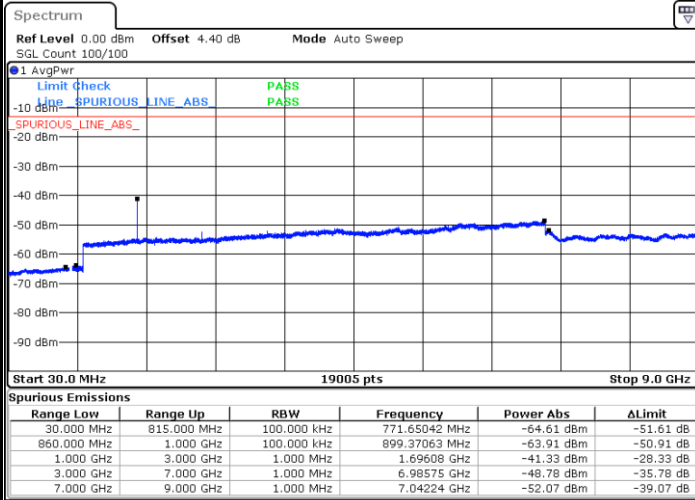
Date: 1.JUL.2017 17:21:31

Date: 1.JUL.2017 17:22:25



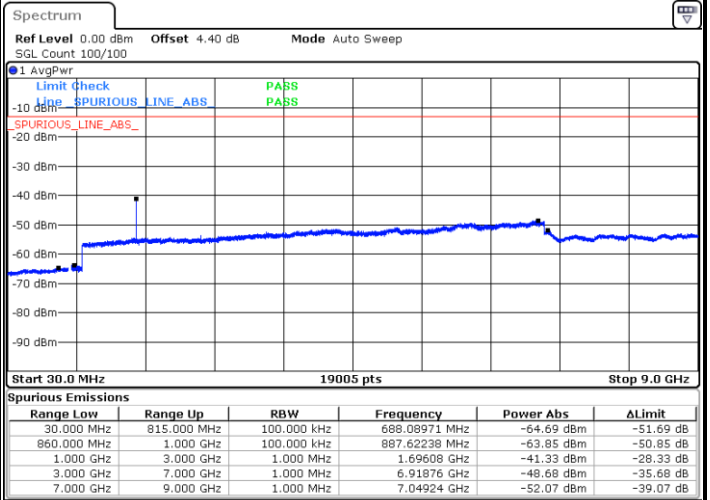
LTE Band 5 / 1.4MHz

Highest Channel / QPSK



Date: 1 JUL 2017 17:30:30

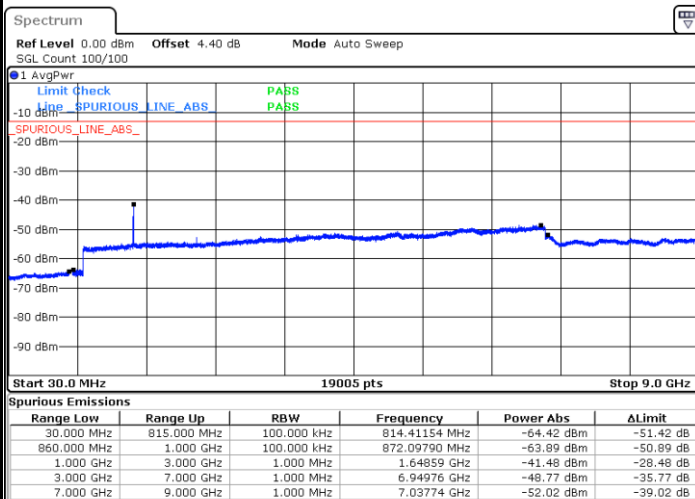
Highest Channel / 16QAM



Date: 1 JUL 2017 17:31:25

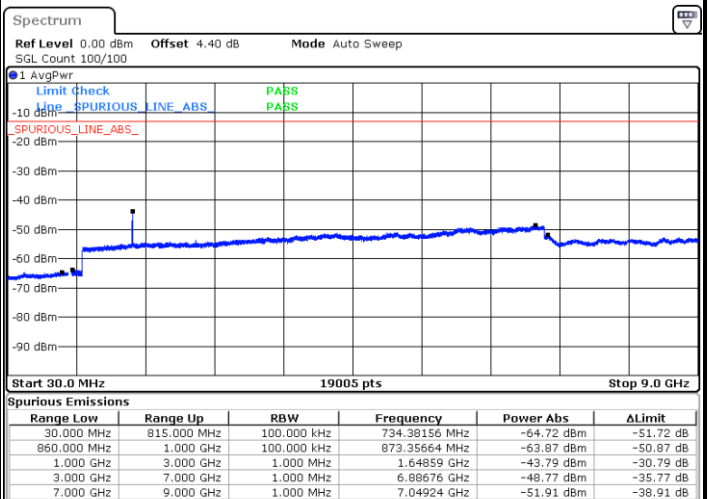
LTE Band 5 / 3MHz

Lowest Channel / QPSK



Date: 1 JUL 2017 17:39:29

Lowest Channel / 16QAM



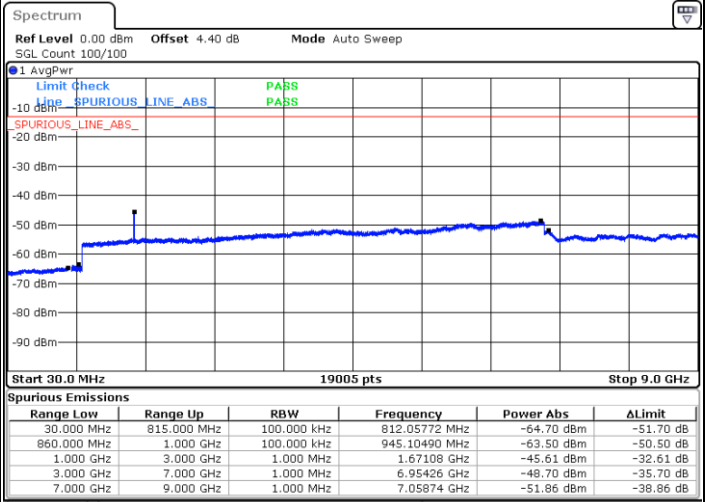
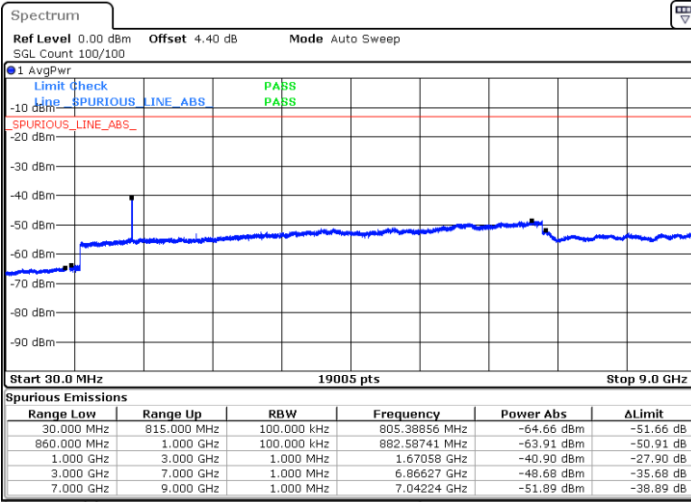
Date: 1 JUL 2017 17:40:24



LTE Band 5 / 3MHz

Middle Channel / QPSK

Middle Channel / 16QAM

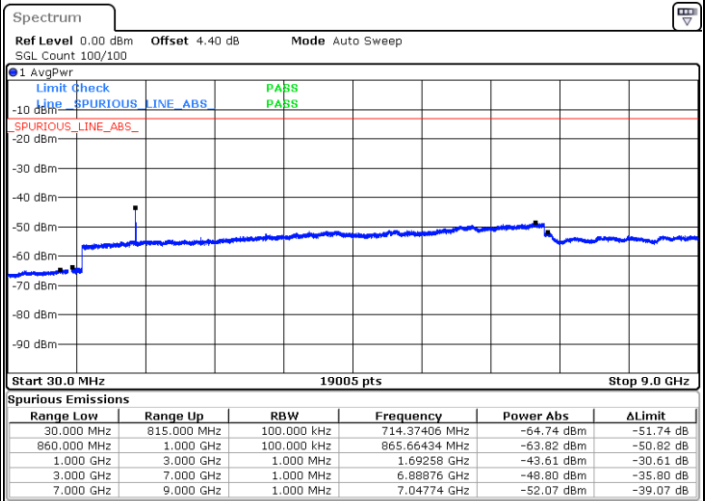
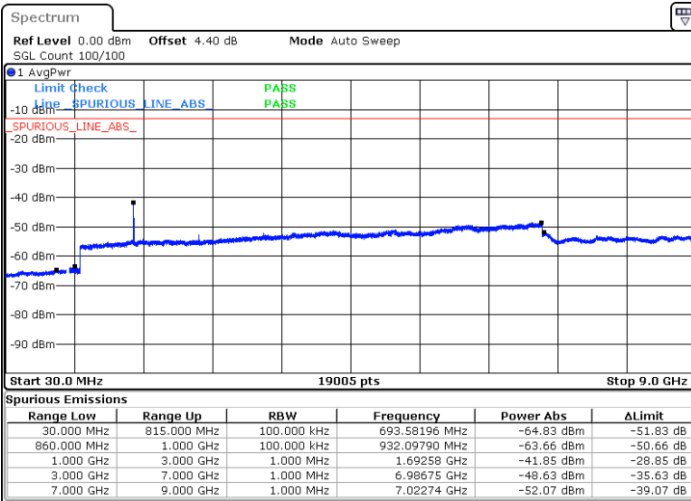


Date: 1 JUL 2017 17:41:58

Date: 1 JUL 2017 17:42:53

Highest Channel / QPSK

Highest Channel / 16QAM



Date: 1 JUL 2017 17:50:58

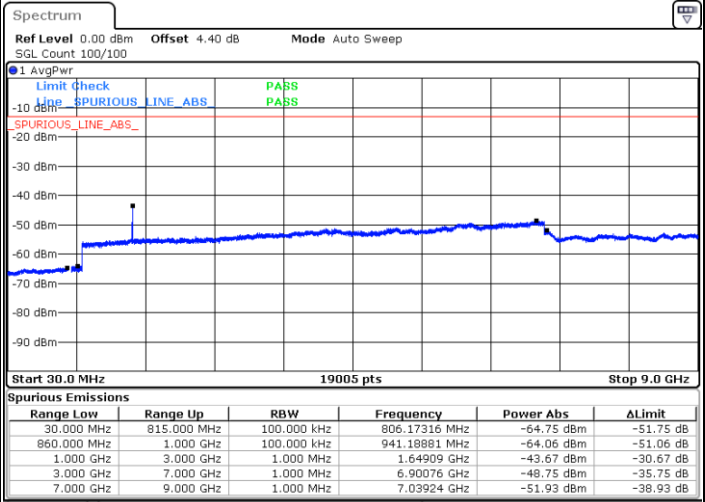
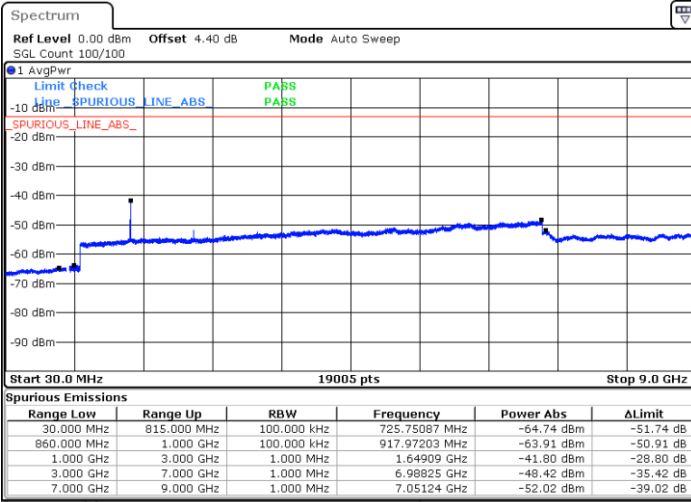
Date: 1 JUL 2017 17:51:53



LTE Band 5 / 5MHz

Lowest Channel / QPSK

Lowest Channel / 16QAM

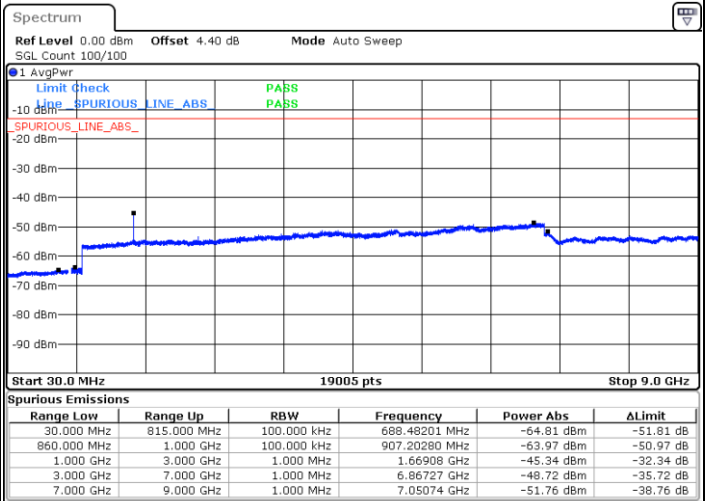
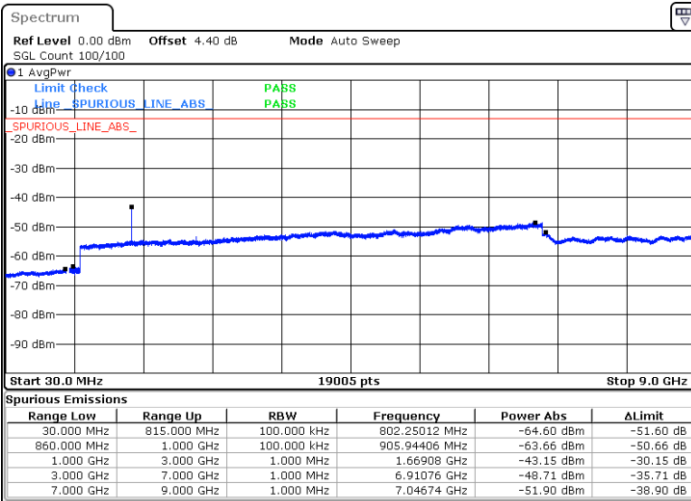


Date: 1.JUL.2017 17:59:57

Date: 1.JUL.2017 18:00:52

Middle Channel / QPSK

Middle Channel / 16QAM



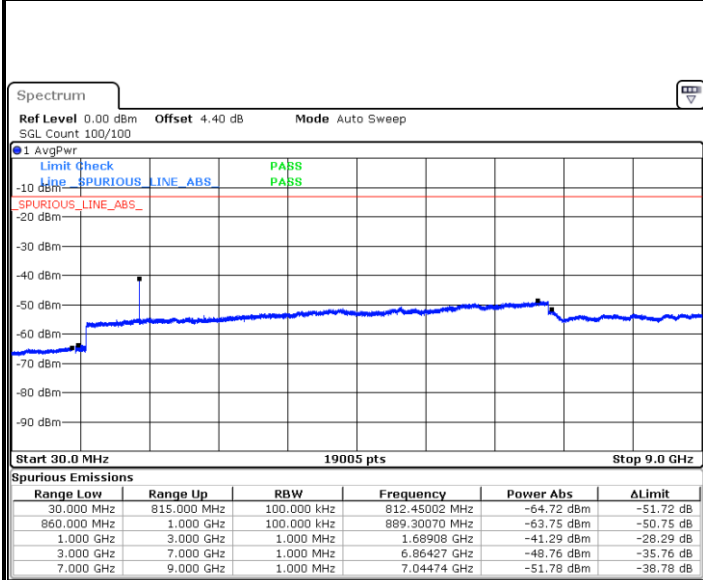
Date: 1.JUL.2017 18:02:27

Date: 1.JUL.2017 18:03:21



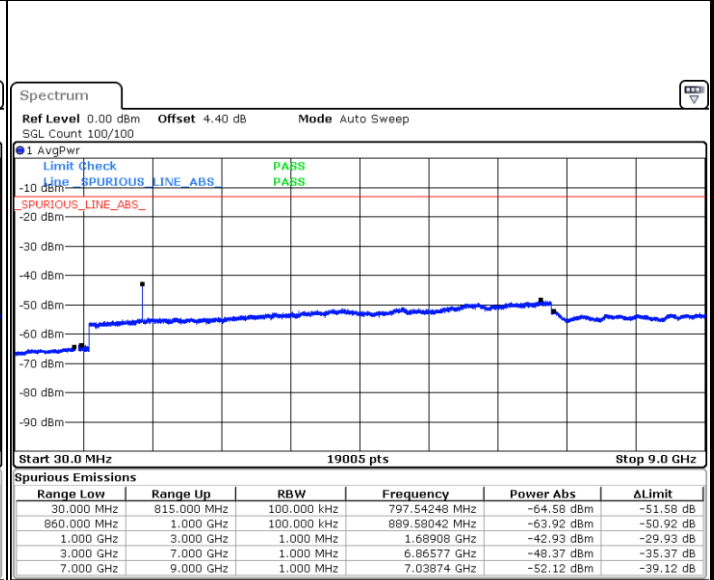
LTE Band 5 / 5MHz

Highest Channel / QPSK



Date: 1 JUL 2017 18:11:26

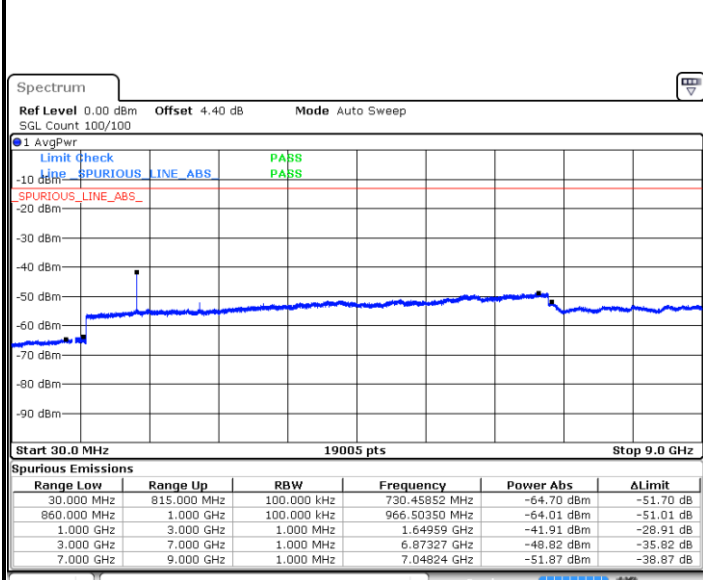
Highest Channel / 16QAM



Date: 1 JUL 2017 18:12:21

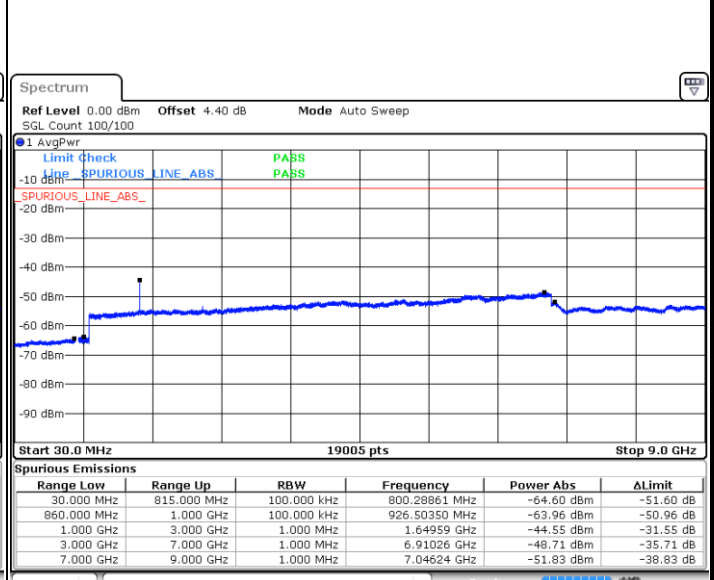
LTE Band 5 / 10MHz

Lowest Channel / QPSK



Date: 1 JUL 2017 18:20:25

Lowest Channel / 16QAM



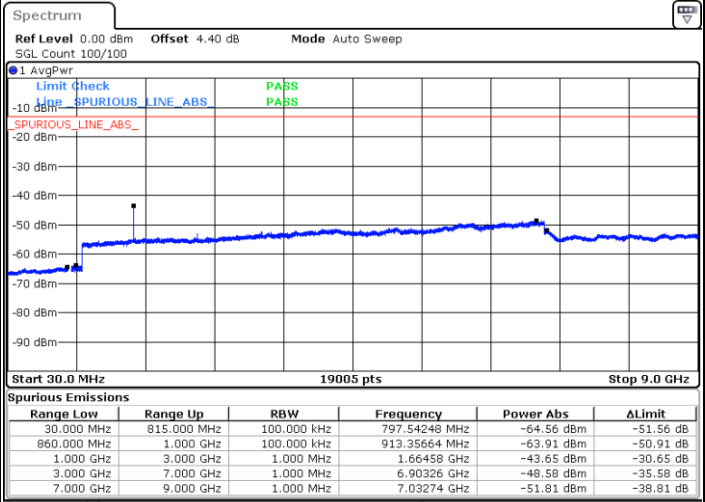
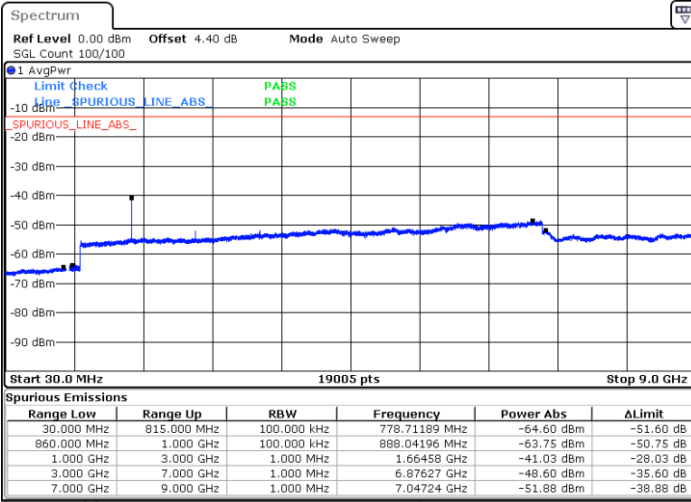
Date: 1 JUL 2017 18:21:20



LTE Band 5 / 10MHz

Middle Channel / QPSK

Middle Channel / 16QAM

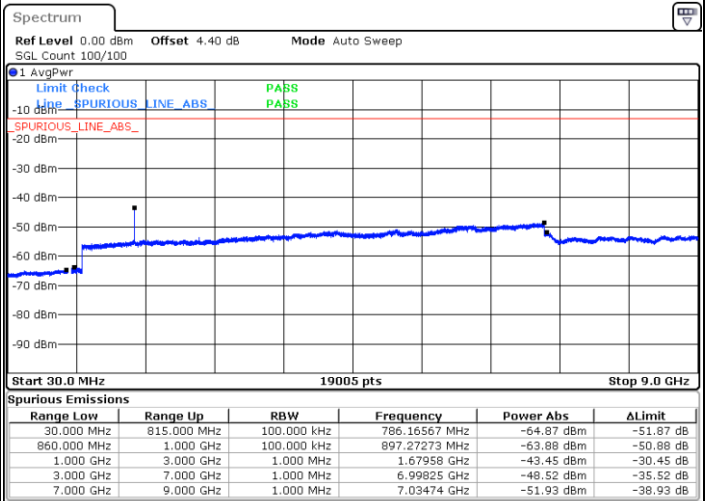
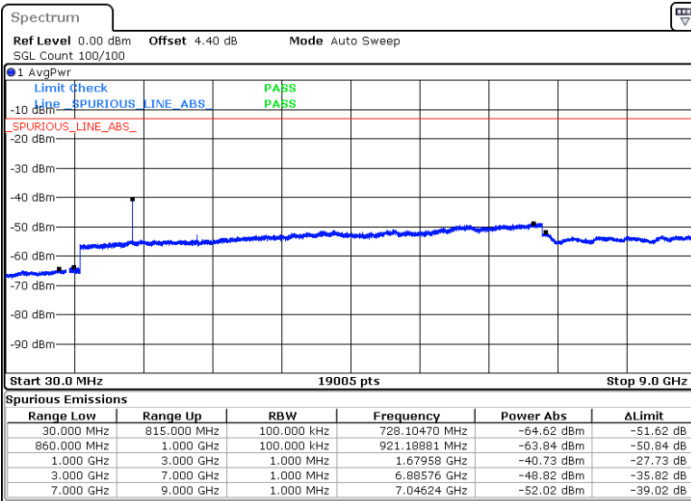


Date: 1.JUL 2017 18:22:55

Date: 1.JUL 2017 18:23:49

Highest Channel / QPSK

Highest Channel / 16QAM



Date: 1.JUL 2017 18:31:54

Date: 1.JUL 2017 18:32:49

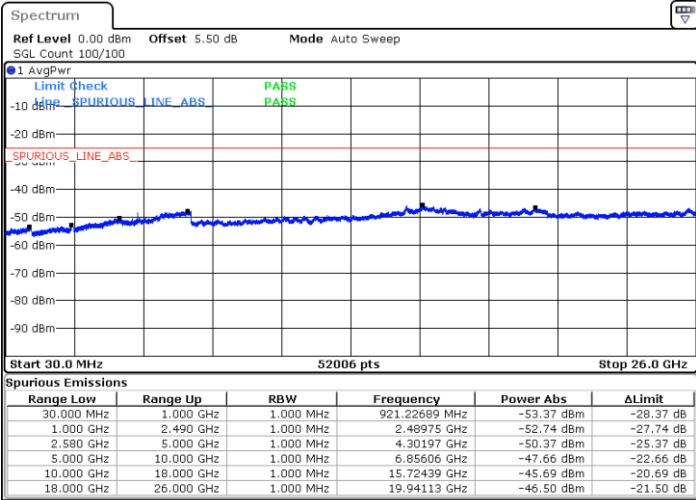




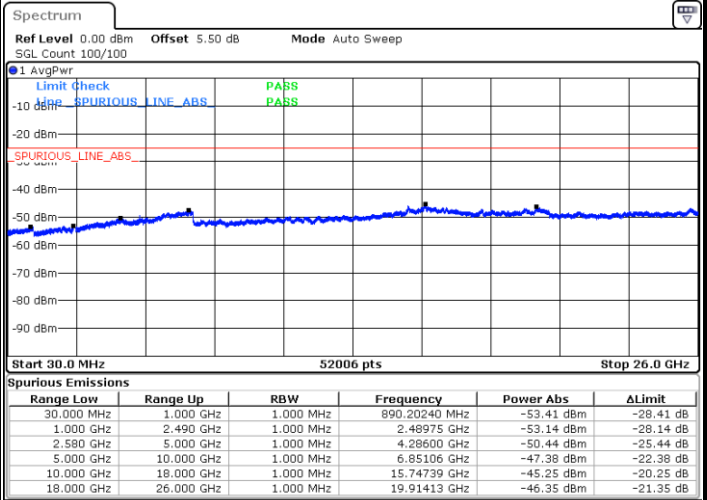
LTE Band 7 / 5MHz

Lowest Channel / QPSK

Lowest Channel / 16QAM



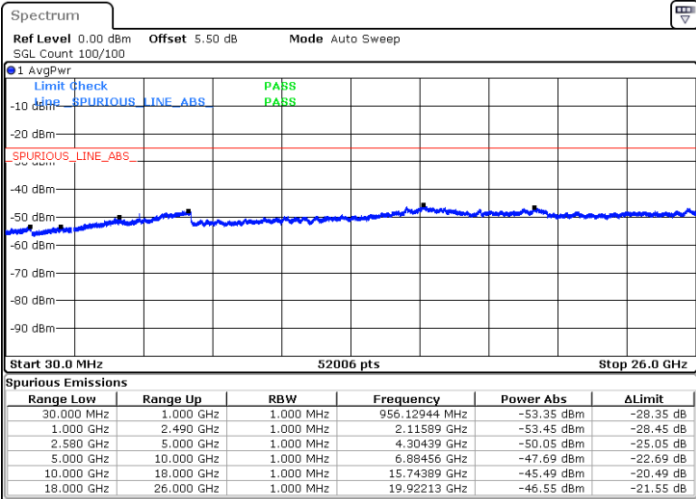
Date: 2 JUL 2017 09:53:28



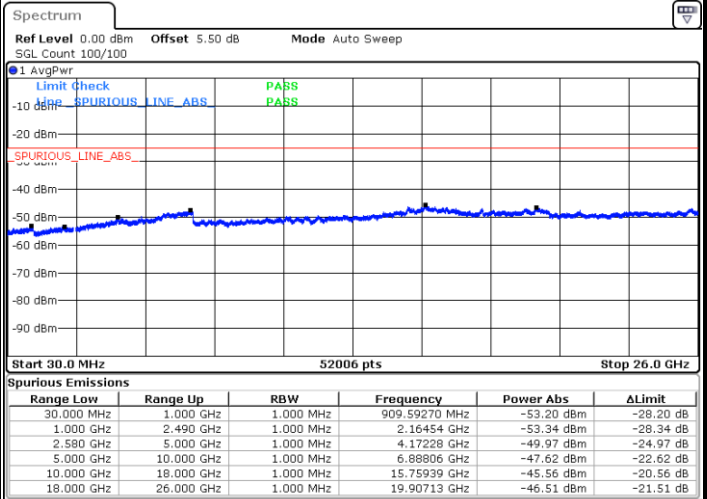
Date: 2 JUL 2017 09:54:21

Middle Channel / QPSK

Middle Channel / 16QAM



Date: 2 JUL 2017 09:56:09

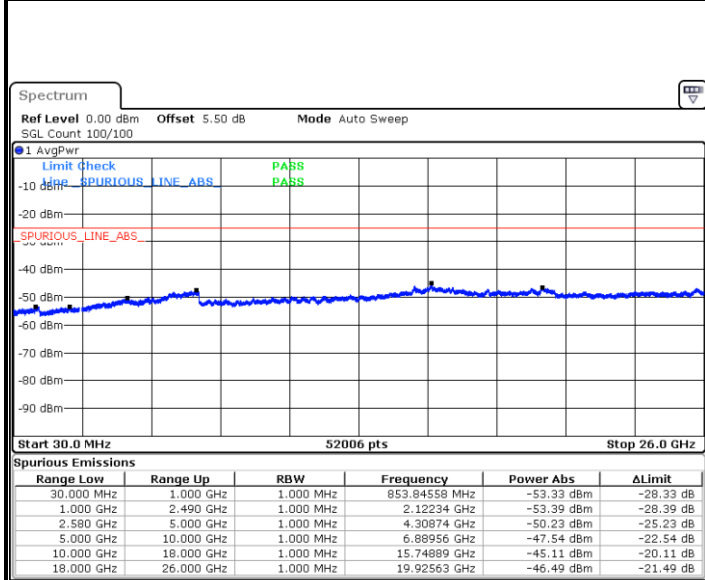


Date: 2 JUL 2017 09:55:15



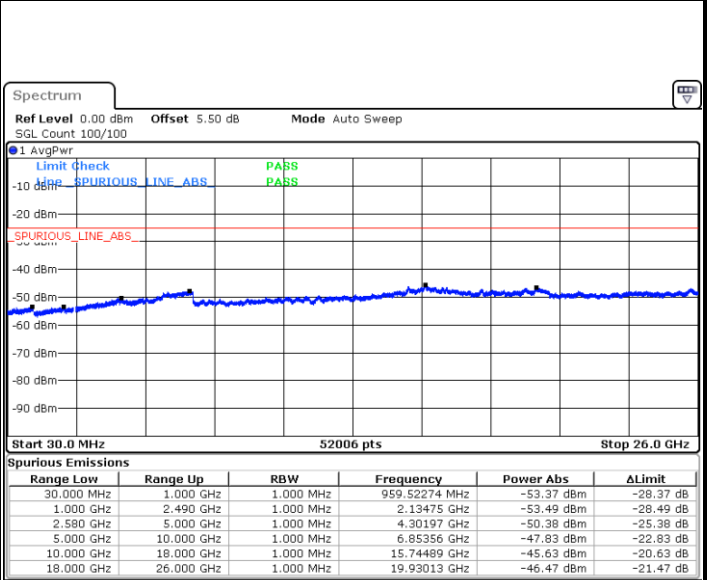
LTE Band 7 / 5MHz

Highest Channel / QPSK



Date: 2 JUL 2017 09:57:02

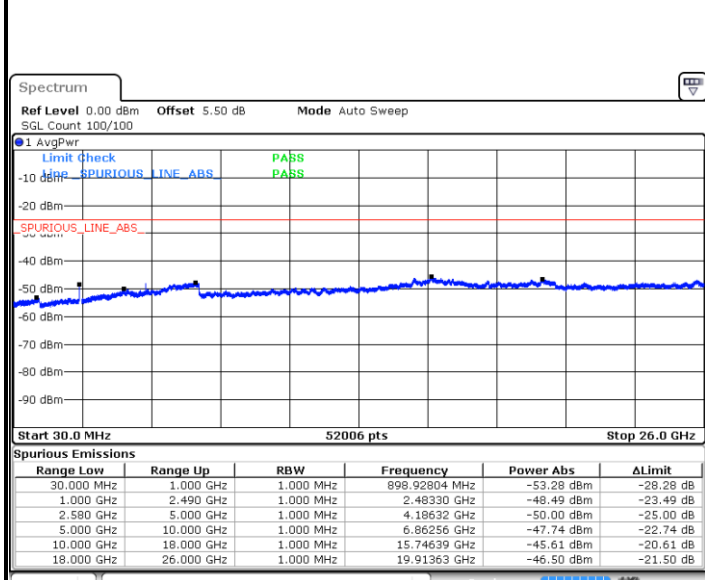
Highest Channel / 16QAM



Date: 2 JUL 2017 09:57:56

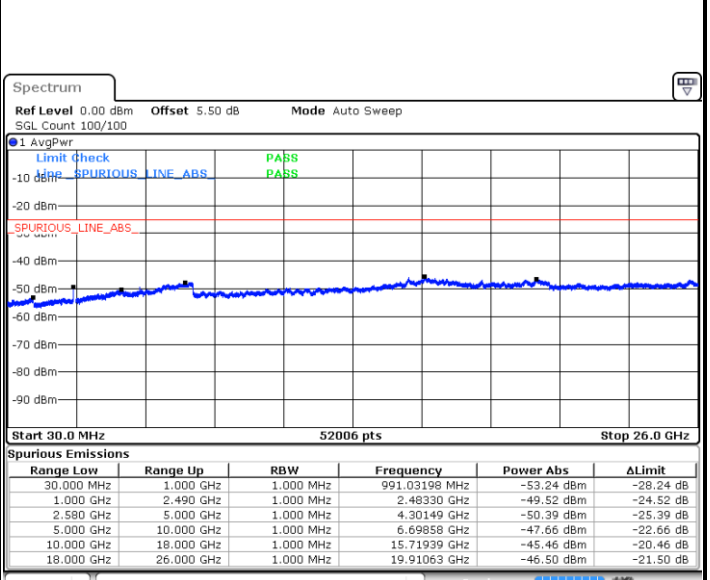
LTE Band 7 / 10MHz

Lowest Channel / QPSK



Date: 2 JUL 2017 10:09:52

Lowest Channel / 16QAM



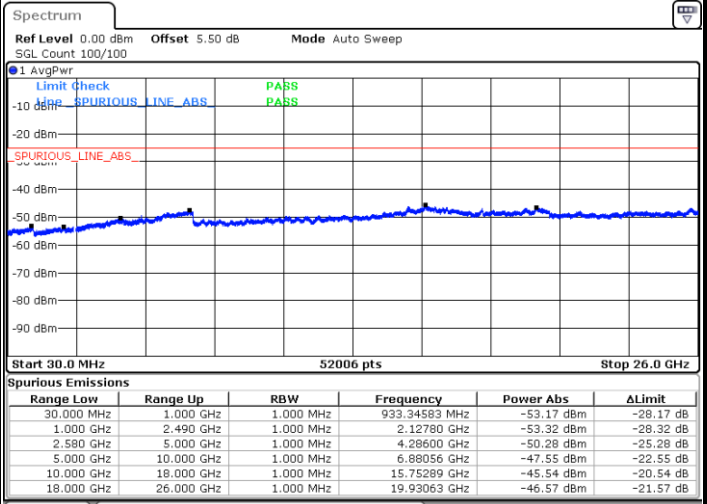
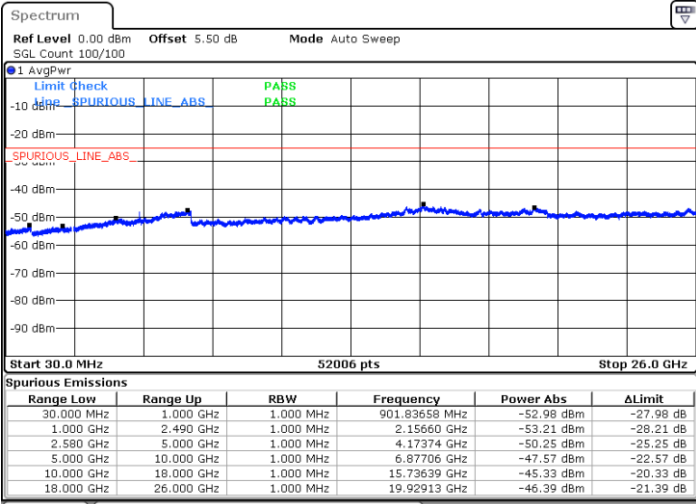
Date: 2 JUL 2017 10:10:45



LTE Band 7 / 10MHz

Middle Channel / QPSK

Middle Channel / 16QAM

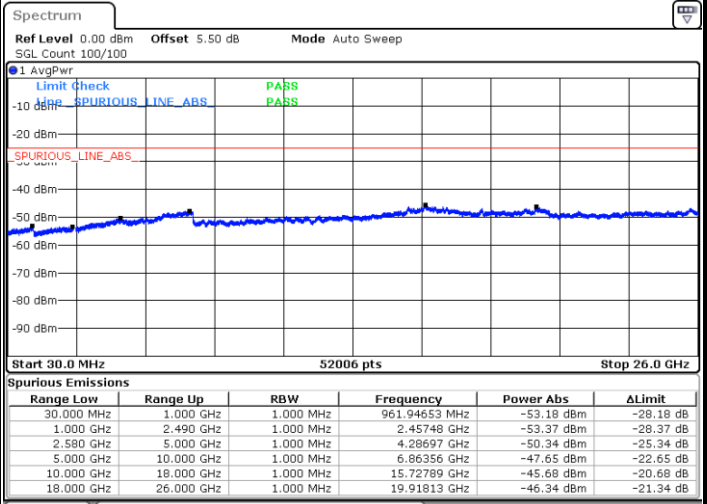
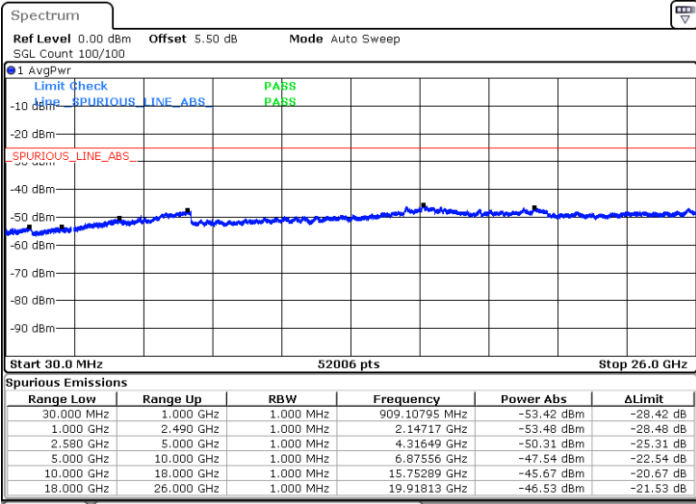


Date: 2 JUL 2017 10:12:33

Date: 2 JUL 2017 10:11:39

Highest Channel / QPSK

Highest Channel / 16QAM



Date: 2 JUL 2017 10:13:26

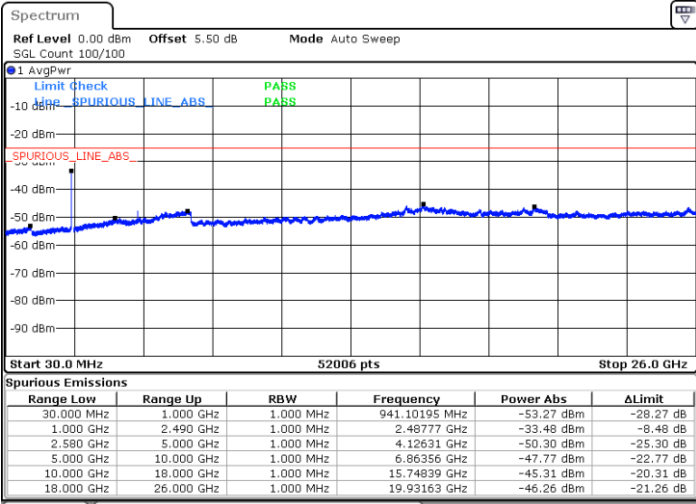
Date: 2 JUL 2017 10:14:20



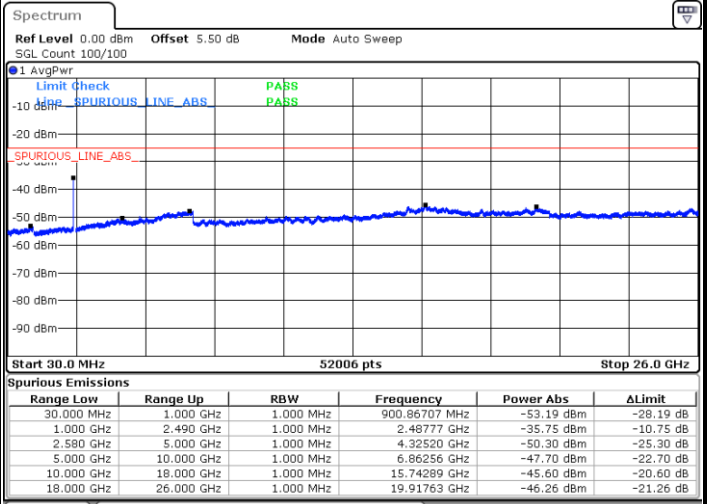
LTE Band 7 / 15MHz

Lowest Channel / QPSK

Lowest Channel / 16QAM



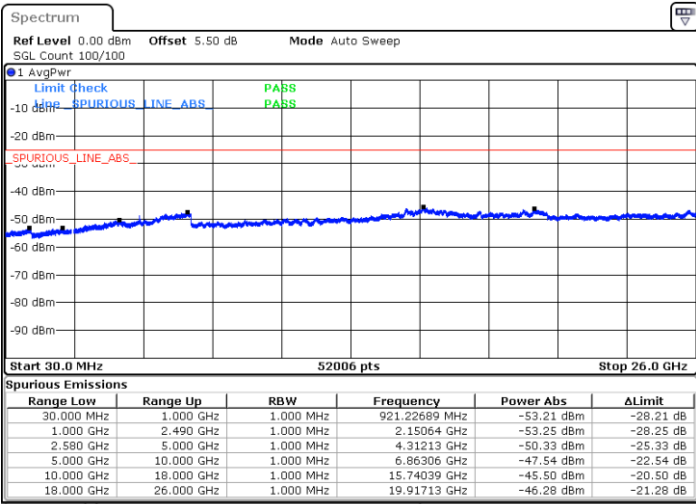
Date: 2 JUL 2017 10:26:16



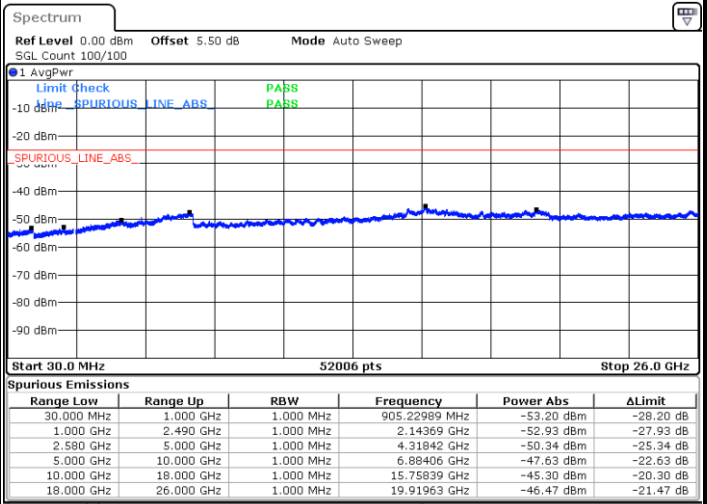
Date: 2 JUL 2017 10:27:10

Middle Channel / QPSK

Middle Channel / 16QAM



Date: 2 JUL 2017 10:28:57

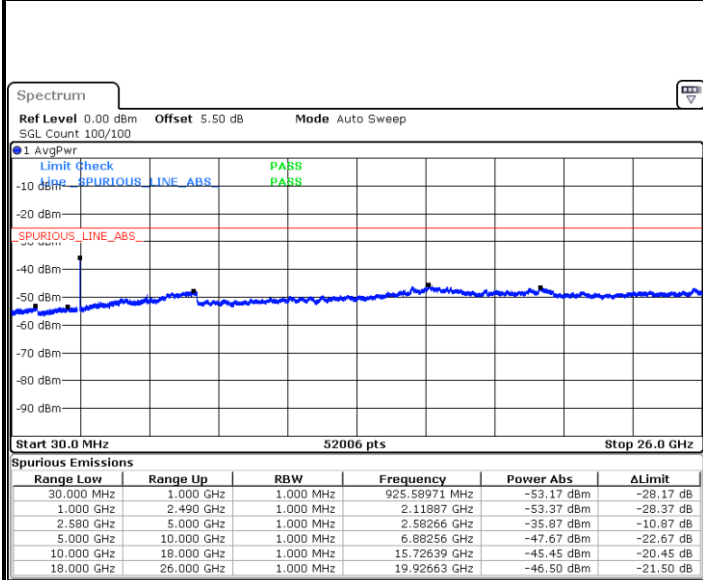


Date: 2 JUL 2017 10:28:03



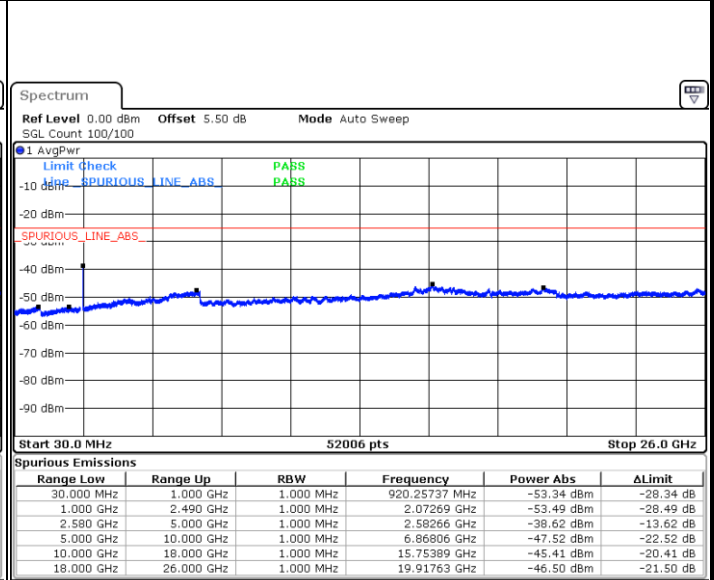
LTE Band7 / 15MHz

Highest Channel / QPSK



Date: 2 JUL 2017 10:29:51

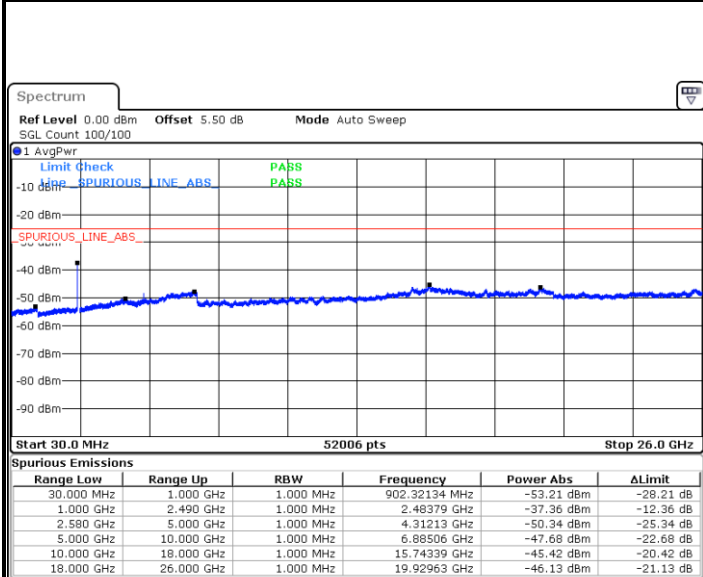
Highest Channel / 16QAM



Date: 2 JUL 2017 10:30:45

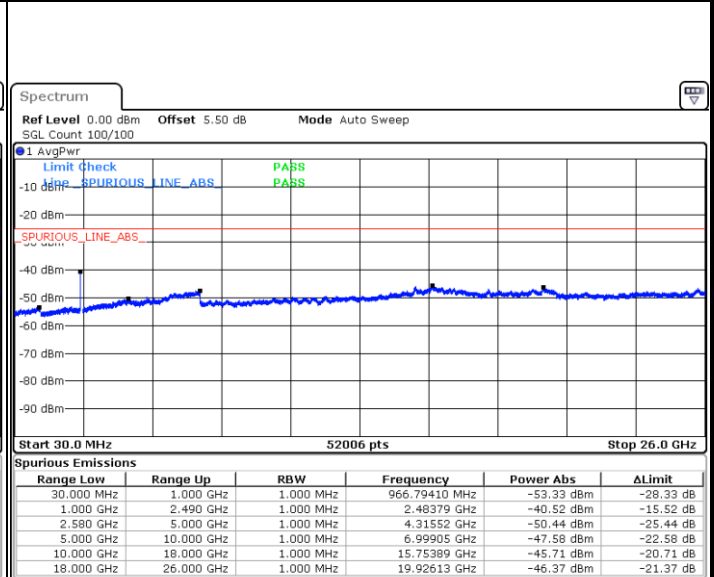
LTE Band 7 / 20MHz

Lowest Channel / QPSK



Date: 2 JUL 2017 10:42:41

Lowest Channel / 16QAM



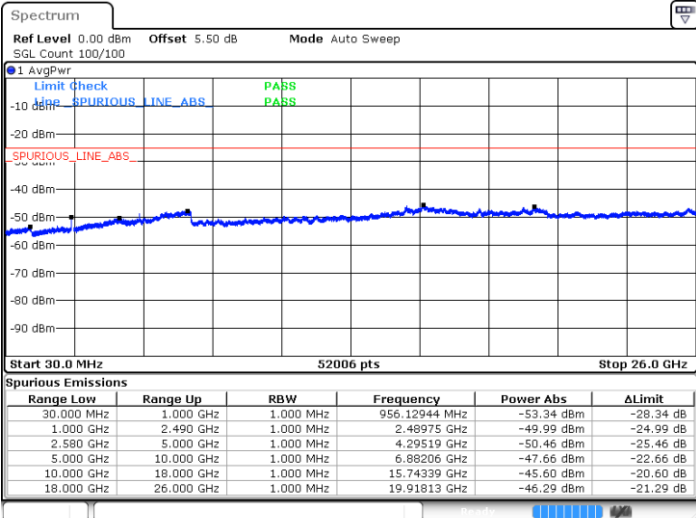
Date: 2 JUL 2017 10:43:34



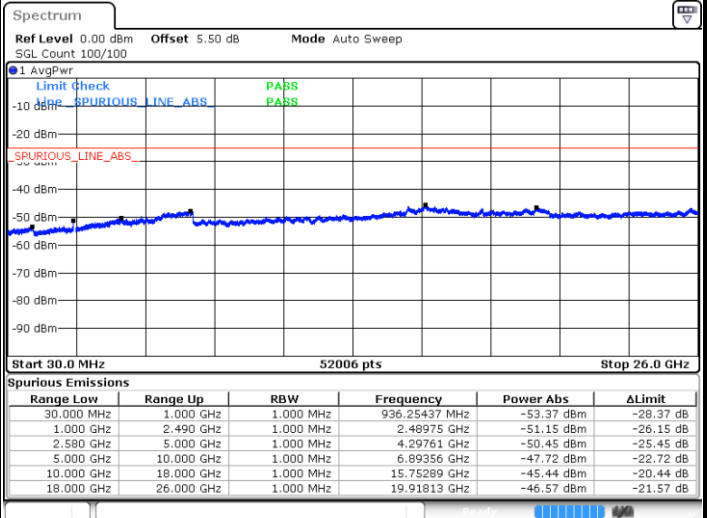
LTE Band 7 / 20MHz

Middle Channel / QPSK

Middle Channel / 16QAM



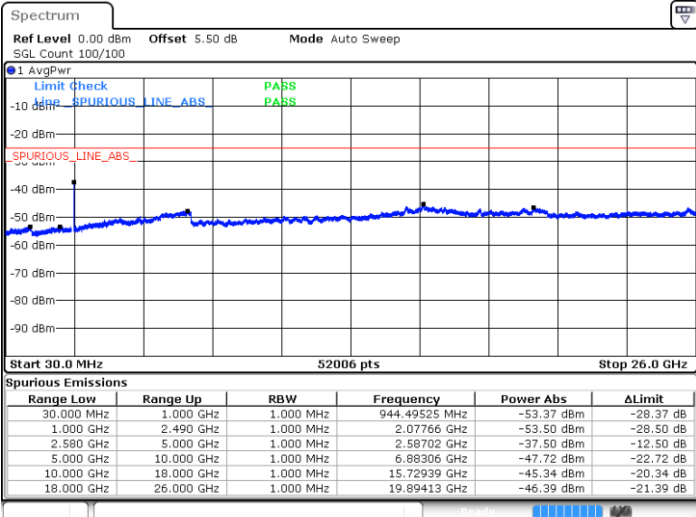
Date: 2 JUL 2017 10:45:22



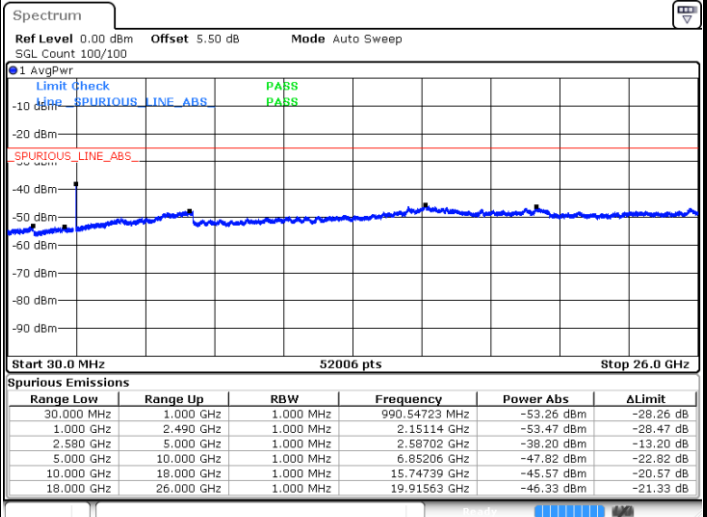
Date: 2 JUL 2017 10:44:28

Highest Channel / QPSK

Highest Channel / 16QAM



Date: 2 JUL 2017 10:46:16

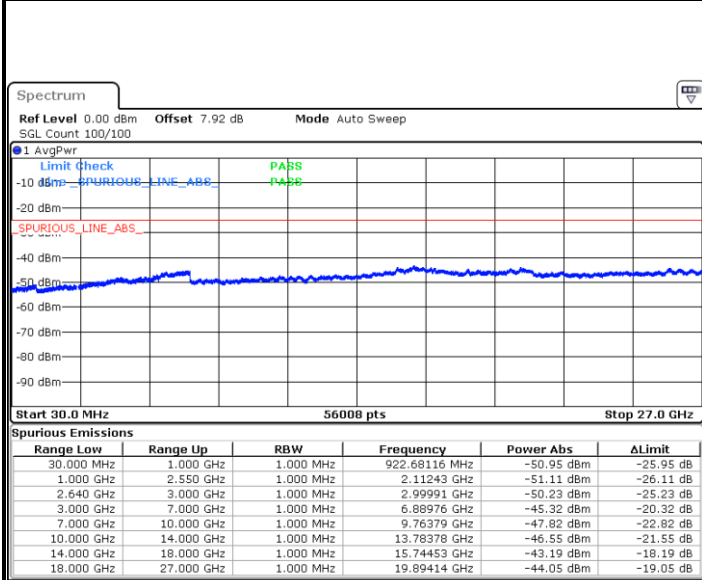


Date: 2 JUL 2017 10:47:09



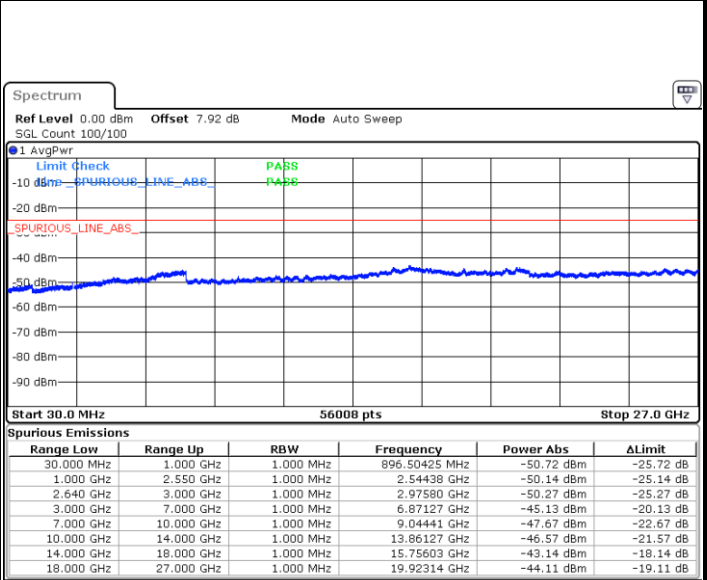
LTE Band 38 / 5MHz

Lowest Channel / QPSK



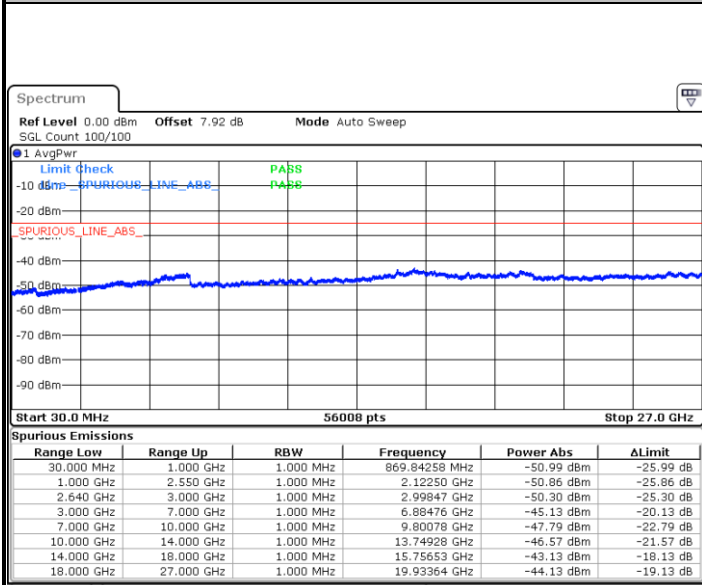
Date: 3 JUL 2017 20:56:47

Lowest Channel / 16QAM



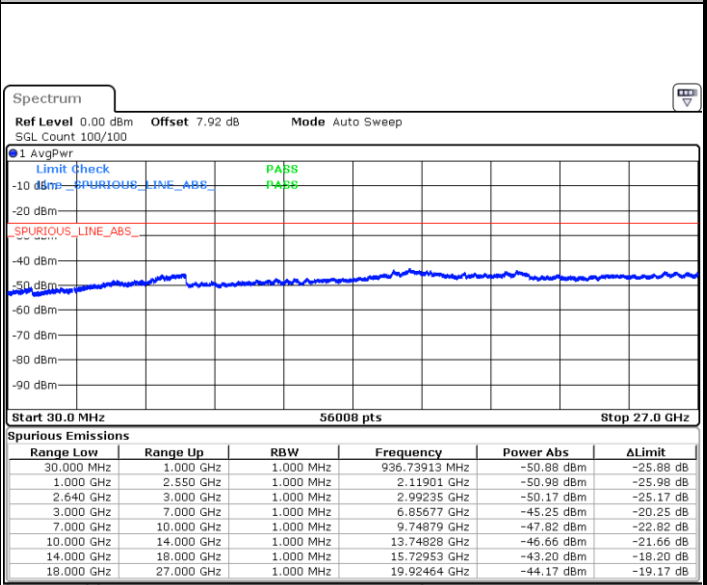
Date: 3 JUL 2017 20:55:53

Middle Channel / QPSK



Date: 3 JUL 2017 20:57:44

Middle Channel / 16QAM

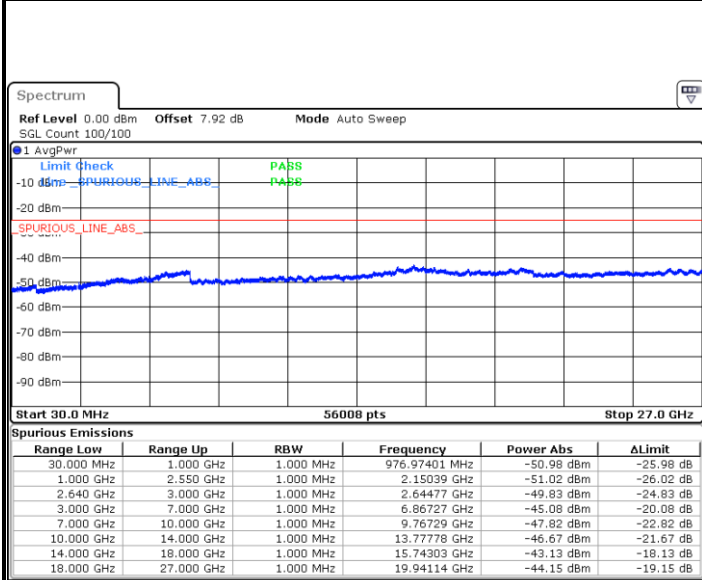


Date: 3 JUL 2017 20:58:36



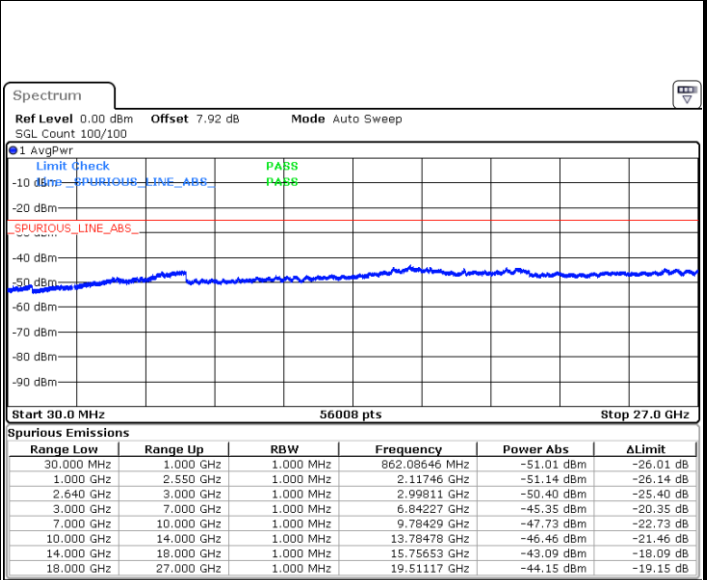
LTE Band 38 / 5MHz

Highest Channel / QPSK



Date: 3 JUL 2017 21:00:32

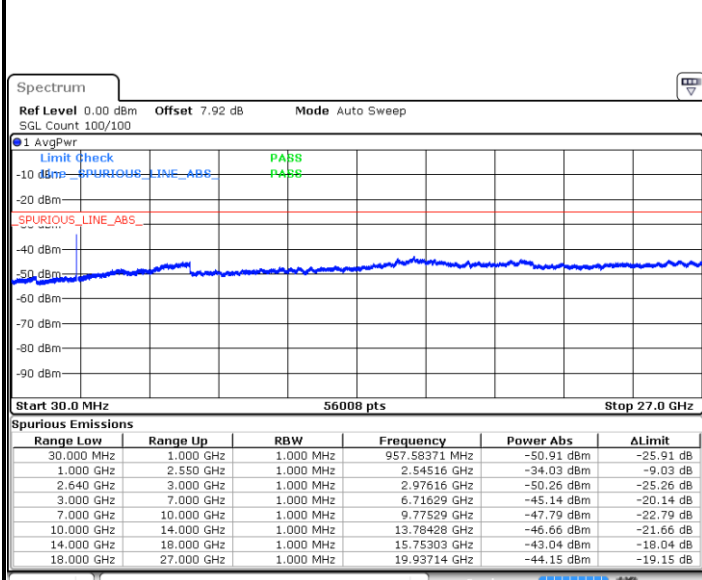
Highest Channel / 16QAM



Date: 3 JUL 2017 20:59:35

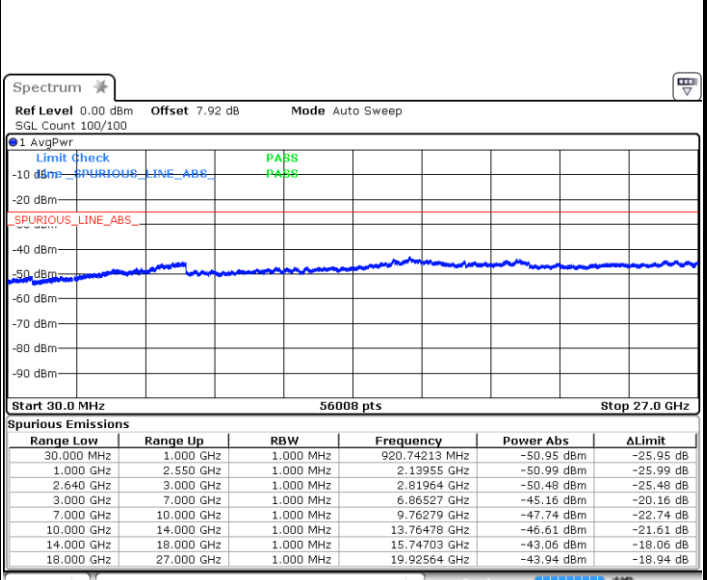
LTE Band 38 / 10MHz

Lowest Channel / QPSK



Date: 3 JUL 2017 21:02:03

Lowest Channel / 16QAM



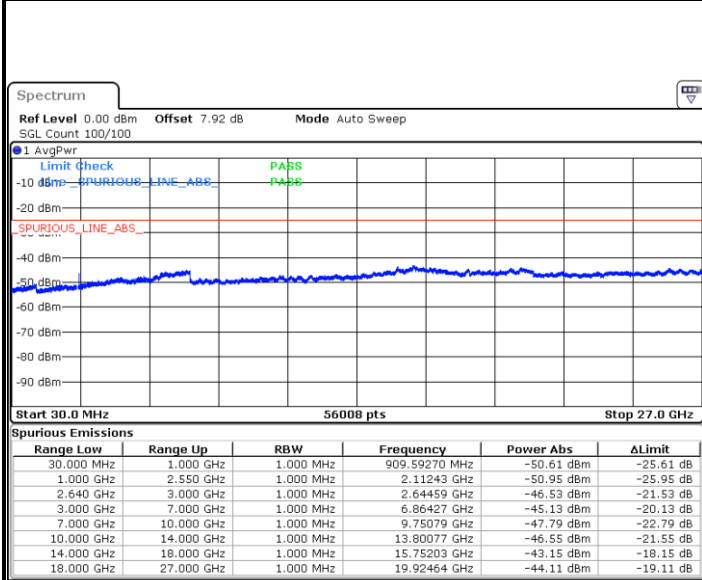
Date: 3 JUL 2017 21:03:46





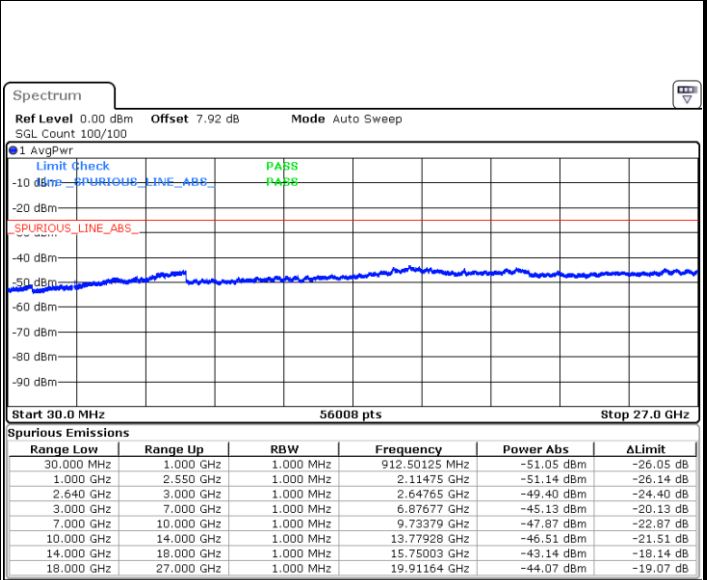
LTE Band 38 / 10MHz

Middle Channel / QPSK



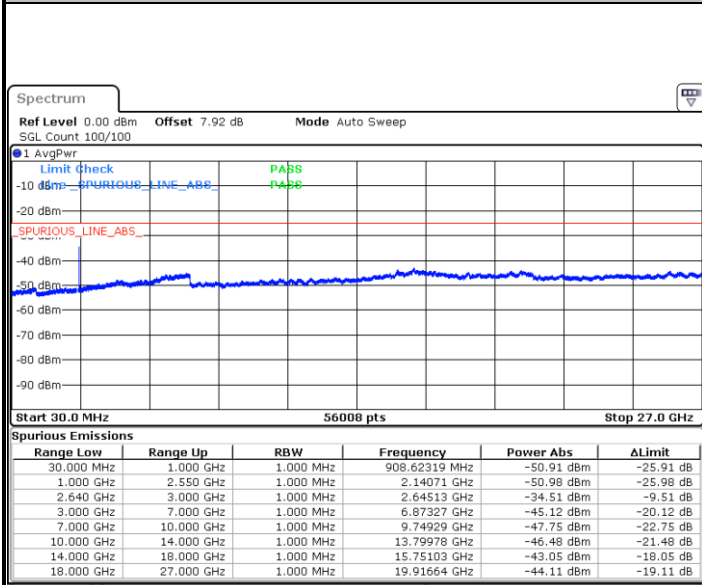
Date: 3 JUL 2017 21:05:32

Middle Channel / 16QAM



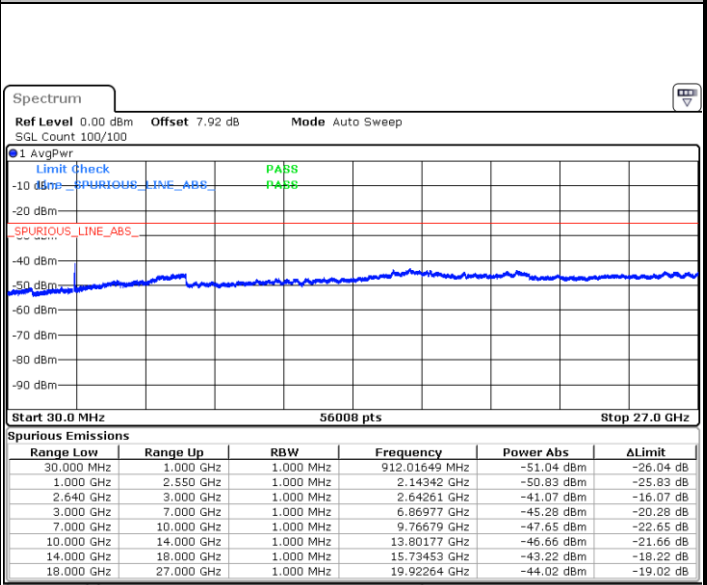
Date: 3 JUL 2017 21:04:39

Highest Channel / QPSK



Date: 3 JUL 2017 21:06:27

Highest Channel / 16QAM



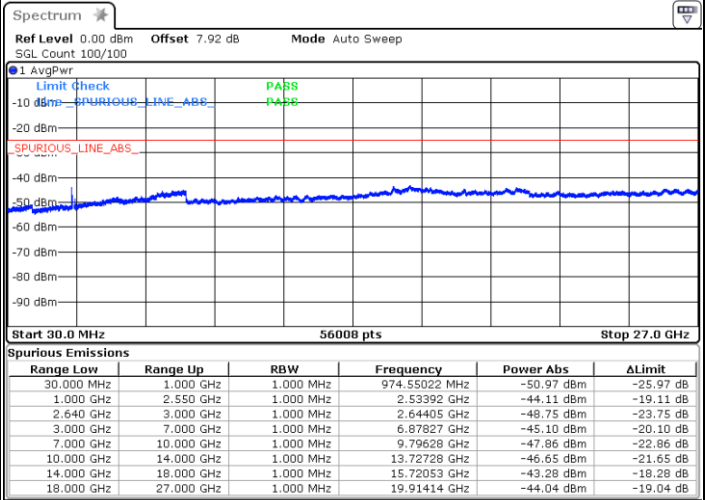
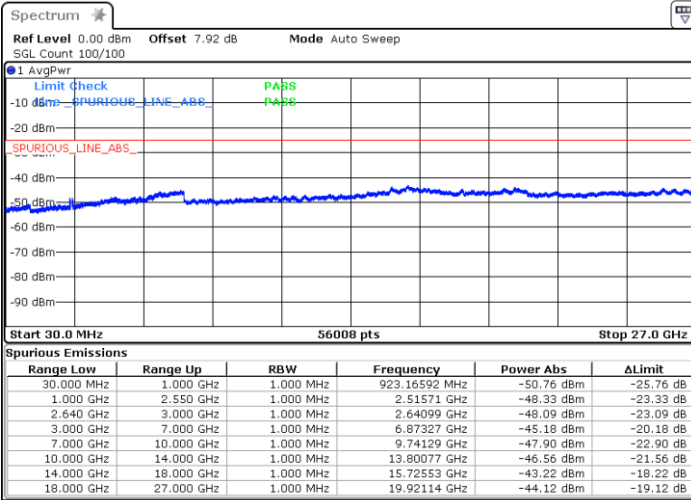
Date: 3 JUL 2017 21:07:28



LTE Band 38 / 15MHz

Lowest Channel / QPSK

Lowest Channel / 16QAM

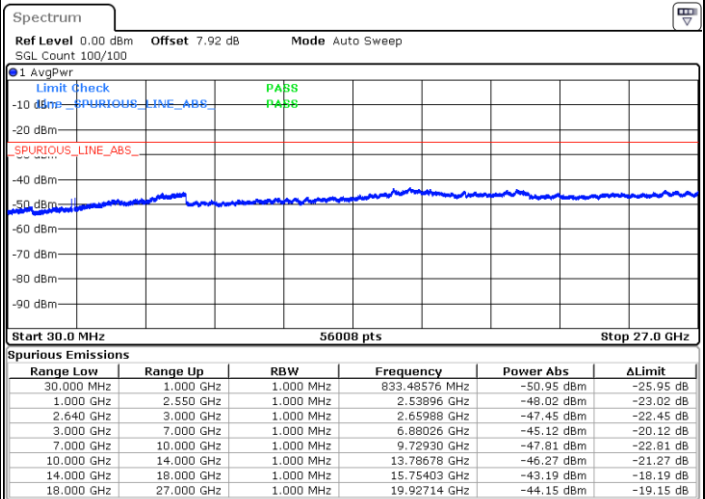
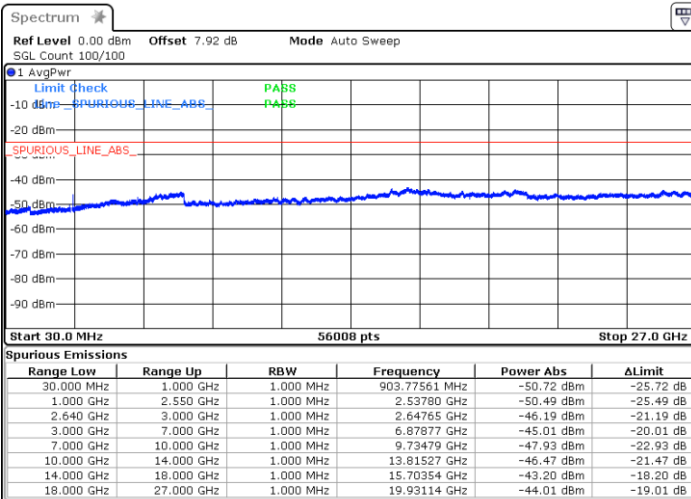


Date: 3 JUL 2017 21:38:23

Date: 3 JUL 2017 21:37:14

Middle Channel / QPSK

Middle Channel / 16QAM



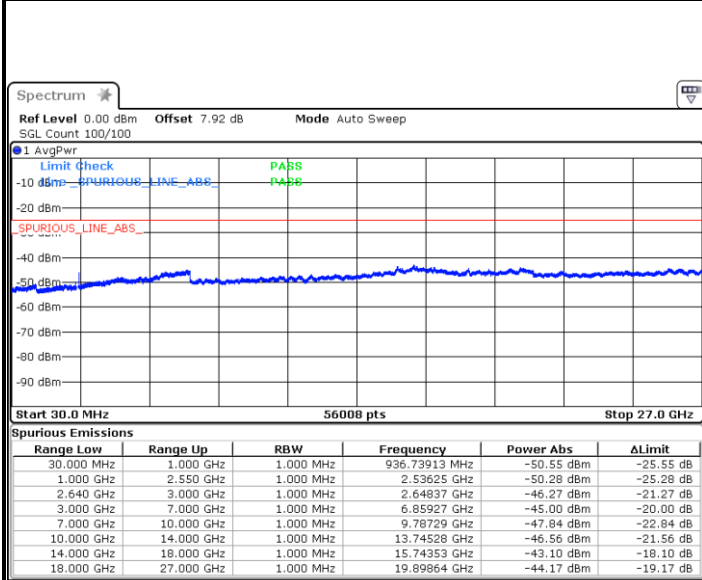
Date: 3 JUL 2017 21:39:59

Date: 3 JUL 2017 21:41:03



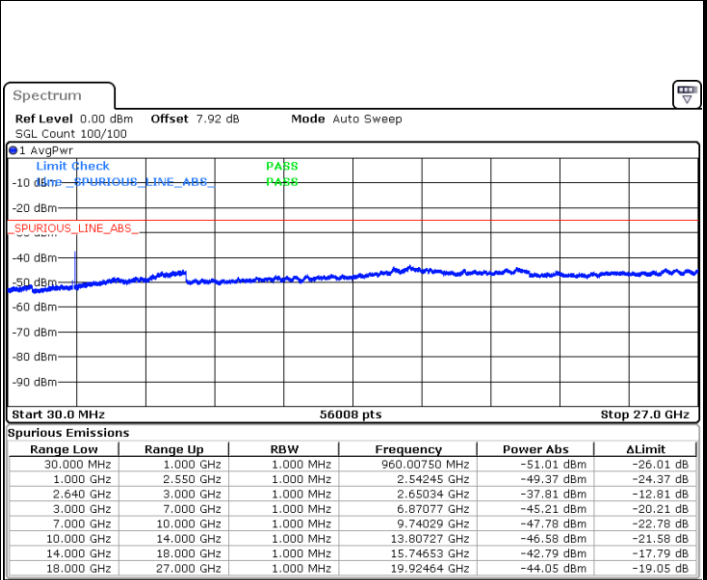
LTE Band 38 / 15MHz

Highest Channel / QPSK



Date: 3 JUL 2017 21:44:30

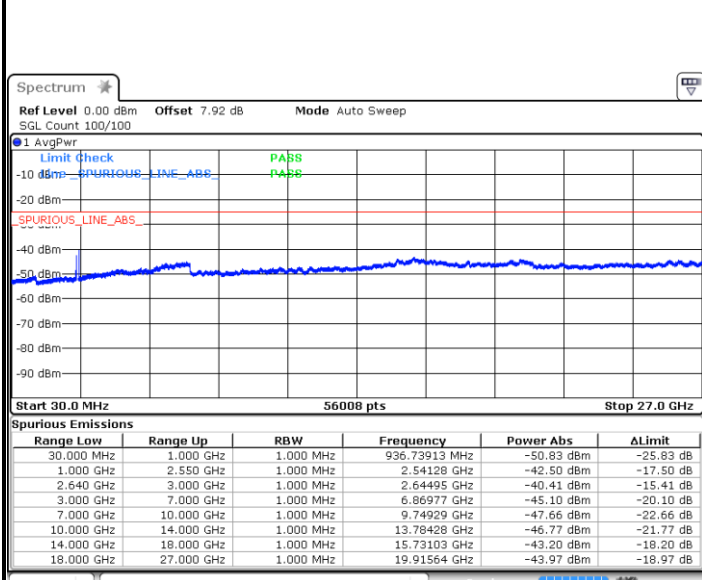
Highest Channel / 16QAM



Date: 3 JUL 2017 21:43:15

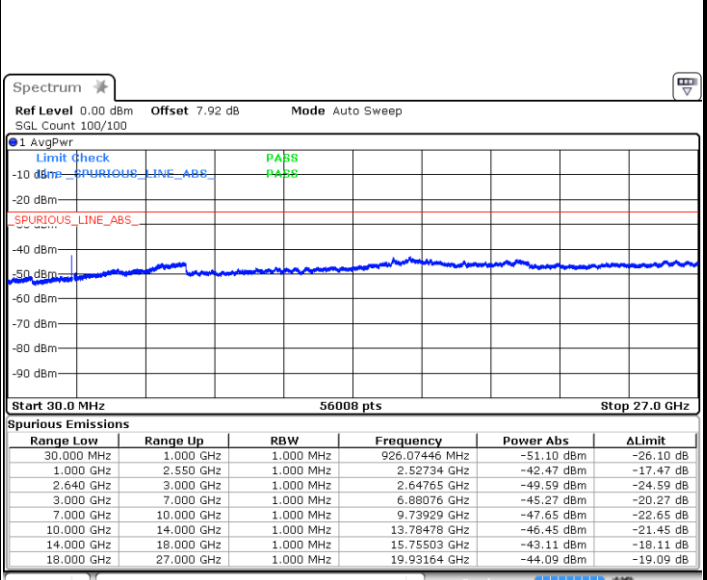
LTE Band 38 / 20MHz

Lowest Channel / QPSK



Date: 3 JUL 2017 22:06:32

Lowest Channel / 16QAM

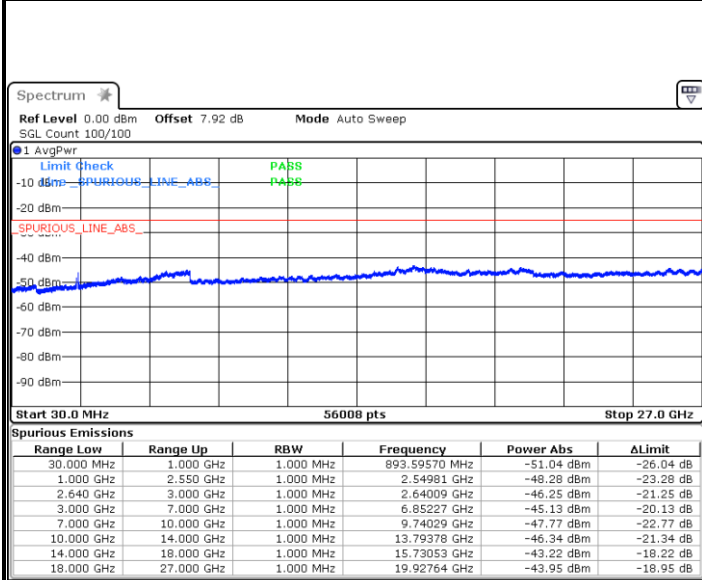


Date: 3 JUL 2017 22:08:37



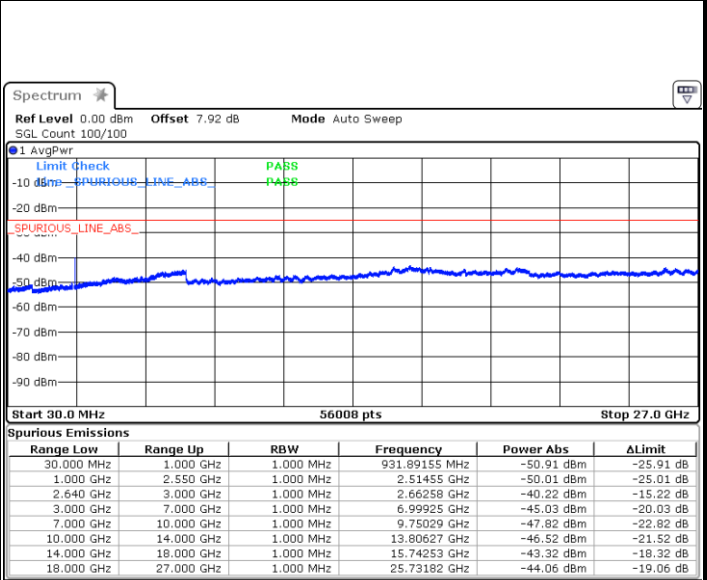
LTE Band 38 / 20MHz

Middle Channel / QPSK



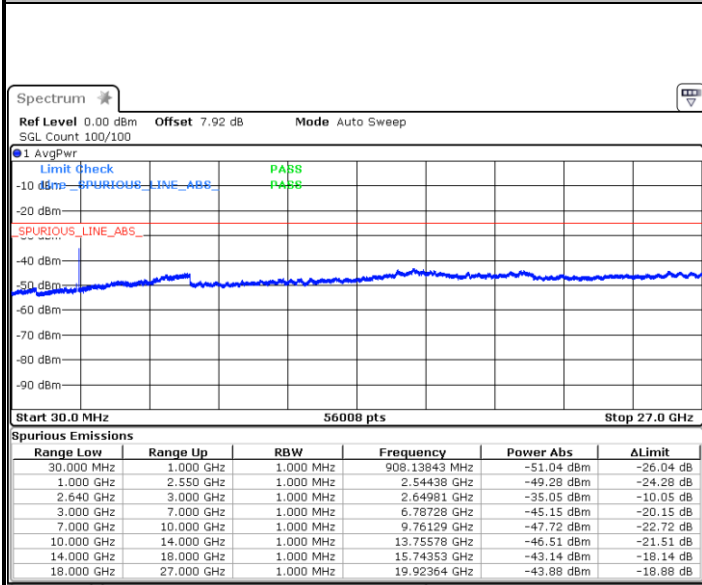
Date: 3 JUL 2017 22:11:39

Middle Channel / 16QAM



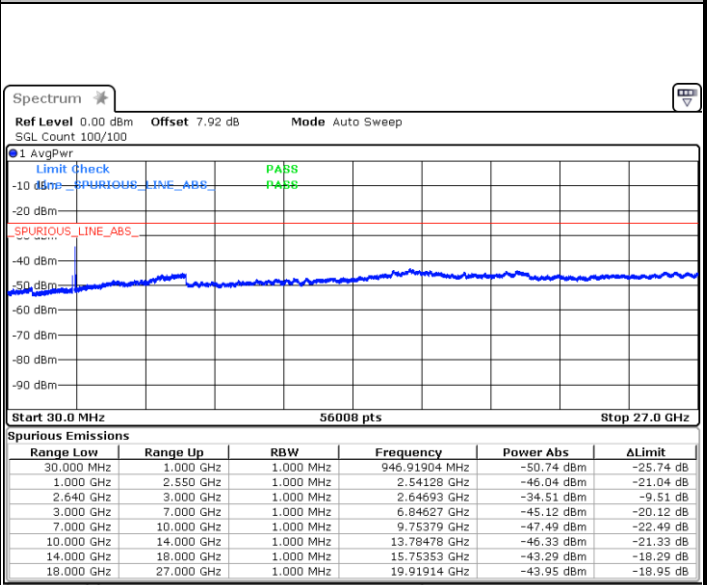
Date: 3 JUL 2017 22:10:26

Highest Channel / QPSK



Date: 3 JUL 2017 22:13:57

Highest Channel / 16QAM



Date: 3 JUL 2017 22:15:04



Frequency Stability

Test Conditions		LTE Band 4 (QPSK) / Middle Channel	Limit
Temperature (°C)	Voltage (Volt)	BW 10MHz	Note 2.
		Deviation (ppm)	Result
50	Normal Voltage	0.0012	PASS
40	Normal Voltage	0.0009	
30	Normal Voltage	0.0016	
20(Ref.)	Normal Voltage	0.0000	
10	Normal Voltage	0.0025	
0	Normal Voltage	0.0012	
-10	Normal Voltage	0.0018	
-20	Normal Voltage	0.0017	
-30	Normal Voltage	0.0005	
20	Maximum Voltage	0.0009	
20	Normal Voltage	0.0013	
20	Battery End Point	0.0021	

Note:

1. Normal Voltage =3.82 V. ; Battery End Point (BEP) =3.65 V. ; Maximum Voltage =4.4 V.
2. Note: The frequency fundamental emissions stay within the authorized frequency block.



Test Conditions		LTE Band 5 (QPSK) / Middle Channel	Limit
Temperature (°C)	Voltage (Volt)	BW 10MHz	2.5ppm
		Deviation (ppm)	Result
50	Normal Voltage	0.0007	PASS
40	Normal Voltage	0.0077	
30	Normal Voltage	0.0048	
20(Ref.)	Normal Voltage	0.0000	
10	Normal Voltage	0.0081	
0	Normal Voltage	0.0085	
-10	Normal Voltage	0.0017	
-20	Normal Voltage	0.0073	
-30	Normal Voltage	0.0020	
20	Maximum Voltage	0.0088	
20	Normal Voltage	0.0067	
20	Battery End Point	0.0054	

Note: Normal Voltage =3.82 V. ; Battery End Point (BEP) =3.65 V. ; Maximum Voltage =4.4 V.



Test Conditions		LTE Band 7 (QPSK) / Middle Channel	Limit
Temperature (°C)	Voltage (Volt)	BW 10MHz	Note 2.
		Deviation (ppm)	Result
50	Normal Voltage	0.0015	PASS
40	Normal Voltage	0.0020	
30	Normal Voltage	0.0023	
20(Ref.)	Normal Voltage	0.0000	
10	Normal Voltage	0.0002	
0	Normal Voltage	0.0005	
-10	Normal Voltage	0.0017	
-20	Normal Voltage	0.0022	
-30	Normal Voltage	0.0018	
20	Maximum Voltage	0.0014	
20	Normal Voltage	0.0003	
20	Battery End Point	0.0022	

**Note:**

1. Normal Voltage =3.82 V. ; Battery End Point (BEP) =3.65 V. ; Maximum Voltage =4.4 V.
2. Note: The frequency fundamental emissions stay within the authorized frequency block.



Test Conditions		LTE Band 38 (QPSK) / Middle Channel	Limit
Temperature (°C)	Voltage (Volt)	BW 10MHz	Note 2.
		Deviation (ppm)	Result
50	Normal Voltage	0.0013	PASS
40	Normal Voltage	0.0009	
30	Normal Voltage	0.0002	
20(Ref.)	Normal Voltage	0.0000	
10	Normal Voltage	0.0015	
0	Normal Voltage	0.0011	
-10	Normal Voltage	0.0003	
-20	Normal Voltage	0.0004	
-30	Normal Voltage	0.0008	
20	Maximum Voltage	0.0012	
20	Normal Voltage	0.0007	
20	Battery End Point	0.0001	

**Note:**

1. Normal Voltage =3.82 V. ; Battery End Point (BEP) =3.65 V. ; Maximum Voltage =4.4 V.
2. Note: The frequency fundamental emissions stay within the authorized frequency block.





### Appendix B. Test Results of Radiated Test

#### Radiated Spurious Emission

LTE Band 4 / 1.4MHz / QPSK / RB Size 1 Offset 0									
Channel	Frequency ( MHz )	EIRP ( dBm )	Limit ( dBm )	Over Limit ( dB )	SPA Reading (dBm)	S.G. Power ( dBm )	TX Cable loss ( dB )	TX Antenna Gain (dBi)	Polarization (H/V)
Middle	3463.74	-50.53	-13	-37.53	-64.23	-58.50	4.63	12.60	H
	5195.61	-54.04	-13	-41.04	-71.97	-60.49	6.25	12.70	H
	6927.48	-59.65	-13	-46.65	-79.27	-64.42	8.23	13.00	H
	3463.74	-50.18	-13	-37.18	-61.59	-58.15	4.63	12.60	V
	5195.61	-54.07	-13	-41.07	-67.68	-60.52	6.25	12.70	V
	6927.48	-60.01	-13	-47.01	-79.13	-64.78	8.23	13.00	V

Remark: Spurious emissions within 30-1000MHz were found more than 20dB below limit line.

LTE Band 4 / 3MHz / QPSK / RB Size 1 Offset 0									
Channel	Frequency ( MHz )	EIRP ( dBm )	Limit ( dBm )	Over Limit ( dB )	SPA Reading (dBm)	S.G. Power ( dBm )	TX Cable loss ( dB )	TX Antenna Gain (dBi)	Polarization (H/V)
Middle	3462.48	-53.51	-13	-40.51	-67.21	-61.48	4.63	12.60	H
	5193.72	-54.33	-13	-41.33	-72.26	-60.78	6.25	12.70	H
	6924.96	-59.79	-13	-46.79	-79.41	-64.56	8.23	13.00	H
	3462.48	-54.44	-13	-41.44	-65.85	-62.41	4.63	12.60	V
	5193.72	-57.82	-13	-44.82	-71.43	-64.27	6.25	12.70	V
	6924.96	-59.78	-13	-46.78	-78.9	-64.55	8.23	13.00	V

Remark: Spurious emissions within 30-1000MHz were found more than 20dB below limit line.



LTE Band 4 / 5MHz / QPSK / RB Size 1 Offset 0									
Channel	Frequency ( MHz )	EIRP ( dBm )	Limit ( dBm )	Over Limit ( dB )	SPA Reading (dBm)	S.G. Power ( dBm )	TX Cable loss ( dB )	TX Antenna Gain (dBi)	Polarization (H/V)
Middle	3460.68	-53.95	-13	-40.95	-67.65	-61.92	4.63	12.60	H
	5191.02	-54.96	-13	-41.96	-72.89	-61.41	6.25	12.70	H
	6921.36	-59.93	-13	-46.93	-79.55	-64.70	8.23	13.00	H
	3460.68	-55.10	-13	-42.10	-66.51	-63.07	4.63	12.60	V
	5191.02	-58.71	-13	-45.71	-72.32	-65.16	6.25	12.70	V
	6921.36	-60.49	-13	-47.49	-79.61	-65.26	8.23	13.00	V

Remark: Spurious emissions within 30-1000MHz were found more than 20dB below limit line.

LTE Band 4 / 10MHz / QPSK / RB Size 1 Offset 0									
Channel	Frequency ( MHz )	EIRP ( dBm )	Limit ( dBm )	Over Limit ( dB )	SPA Reading (dBm)	S.G. Power ( dBm )	TX Cable loss ( dB )	TX Antenna Gain (dBi)	Polarization (H/V)
Middle	3456.18	-54.45	-13	-41.45	-68.15	-62.42	4.63	12.60	H
	5184.27	-56.17	-13	-43.17	-74.10	-62.62	6.25	12.70	H
	6912.36	-59.84	-13	-46.84	-79.46	-64.61	8.23	13.00	H
	3456.18	-54.46	-13	-41.46	-65.87	-62.43	4.63	12.60	V
	5184.27	-57.77	-13	-44.77	-71.38	-64.22	6.25	12.70	V
	6912.36	-60.22	-13	-47.22	-79.34	-64.99	8.23	13.00	V

Remark: Spurious emissions within 30-1000MHz were found more than 20dB below limit line.



LTE Band 4 / 15MHz / QPSK / RB Size 1 Offset 0									
Channel	Frequency ( MHz )	EIRP ( dBm )	Limit ( dBm )	Over Limit ( dB )	SPA Reading (dBm)	S.G. Power ( dBm )	TX Cable loss ( dB )	TX Antenna Gain (dBi)	Polarization (H/V)
Middle	3451.68	-50.08	-13	-37.08	-63.78	-58.05	4.63	12.60	H
	5177.52	-54.19	-13	-41.19	-72.12	-60.64	6.25	12.70	H
	6903.36	-59.69	-13	-46.69	-79.31	-64.46	8.23	13.00	H
	3451.68	-48.53	-13	-35.53	-59.94	-56.50	4.63	12.60	V
	5177.52	-54.04	-13	-41.04	-67.65	-60.49	6.25	12.70	V
	6903.36	-60.46	-13	-47.46	-79.58	-65.23	8.23	13.00	V

Remark: Spurious emissions within 30-1000MHz were found more than 20dB below limit line.

LTE Band 4 / 20MHz / QPSK / RB Size 1 Offset 0									
Channel	Frequency ( MHz )	EIRP ( dBm )	Limit ( dBm )	Over Limit ( dB )	SPA Reading (dBm)	S.G. Power ( dBm )	TX Cable loss ( dB )	TX Antenna Gain (dBi)	Polarization (H/V)
Middle	3447.18	-50.05	-13	-37.05	-63.75	-58.02	4.63	12.60	H
	5170.77	-53.59	-13	-40.59	-71.52	-60.04	6.25	12.70	H
	6894.36	-59.73	-13	-46.73	-79.35	-64.50	8.23	13.00	H
	3447.18	-48.71	-13	-35.71	-60.12	-56.68	4.63	12.60	V
	5170.77	-54.67	-13	-41.67	-68.28	-61.12	6.25	12.70	V
	6894.36	-60.66	-13	-47.66	-79.78	-65.43	8.23	13.00	V

Remark: Spurious emissions within 30-1000MHz were found more than 20dB below limit line.



LTE Band 5 / 1.4MHz / QPSK / RB Size 1 Offset 0									
Channel	Frequency ( MHz )	ERP ( dBm )	Limit ( dBm )	Over Limit ( dB )	SPA Reading (dBm)	S.G. Power ( dBm )	TX Cable loss ( dB )	TX Antenna Gain (dBi)	Polarization (H/V)
Middle	1671.74	-29.50	-13	-16.50	-35.26	-33.87	2.88	9.40	H
	2507.61	-35.87	-13	-22.87	-46.57	-41.82	2.50	10.60	H
	3343.48	-54.53	-13	-41.53	-62.53	-60.35	4.63	12.60	H
	4179.35	-41.57	-13	-28.57	-54.75	-47.00	5.02	12.60	H
	5015.22	-58.39	-13	-45.39	-73.07	-62.69	6.25	12.70	H
	5851.09	-62.99	-13	-49.99	-75.74	-64.84	9.00	13.00	H
	6686.96	-61.55	-13	-48.55	-77.43	-61.59	9.51	11.70	H
	1671.74	-27.50	-13	-14.50	-32.81	-31.87	2.88	9.40	V
	2507.61	-34.87	-13	-21.87	-45.82	-40.82	2.50	10.60	V
	3343.48	-54.23	-13	-41.23	-62.26	-60.05	4.63	12.60	V
	4179.35	-48.00	-13	-35.00	-59.96	-53.43	5.02	12.60	V
	5015.22	-55.33	-13	-42.33	-69.15	-59.63	6.25	12.70	V
	5851.09	-60.95	-13	-47.95	-74.43	-62.80	9.00	13.00	V
	6686.96	-61.65	-13	-48.65	-77.78	-61.69	9.51	11.70	V

Remark: Spurious emissions within 30-1000MHz were found more than 20dB below limit line.

LTE Band 5 / 3MHz / QPSK / RB Size 1 Offset 0									
Channel	Frequency ( MHz )	ERP ( dBm )	Limit ( dBm )	Over Limit ( dB )	SPA Reading (dBm)	S.G. Power ( dBm )	TX Cable loss ( dB )	TX Antenna Gain (dBi)	Polarization (H/V)
Middle	1670.3	-28.66	-13	-15.66	-34.41	-33.03	2.88	9.40	H
	2505.45	-32.12	-13	-19.12	-43.13	-38.07	2.50	10.60	H
	3340.6	-53.03	-13	-40.03	-61.03	-58.85	4.63	12.60	H
	4175.75	-38.50	-13	-25.50	-52.29	-43.93	5.02	12.60	H
	5010.9	-58.53	-13	-45.53	-73.21	-62.83	6.25	12.70	H
	5846.05	-62.24	-13	-49.24	-74.99	-64.09	9.00	13.00	H
	6681.2	-61.61	-13	-48.61	-77.49	-61.65	9.51	11.70	H
	1670.3	-27.07	-13	-14.07	-32.14	-31.44	2.88	9.40	V
	2505.45	-32.27	-13	-19.27	-43.06	-38.22	2.50	10.60	V
	3340.6	-53.16	-13	-40.16	-61.19	-58.98	4.63	12.60	V
	4175.75	-47.24	-13	-34.24	-59.20	-52.67	5.02	12.60	V
	5010.9	-55.11	-13	-42.11	-68.93	-59.41	6.25	12.70	V
	5846.05	-58.60	-13	-45.60	-72.08	-60.45	9.00	13.00	V
	6681.2	-61.30	-13	-48.30	-77.43	-61.34	9.51	11.70	V

Remark: Spurious emissions within 30-1000MHz were found more than 20dB below limit line.



LTE Band 5 / 5MHz / QPSK / RB Size 1 Offset 0									
Channel	Frequency ( MHz )	ERP ( dBm )	Limit ( dBm )	Over Limit ( dB )	SPA Reading (dBm)	S.G. Power ( dBm )	TX Cable loss ( dB )	TX Antenna Gain (dBi)	Polarization (H/V)
Middle	1668.5	-28.31	-13	-15.31	-34.12	-32.68	2.88	9.40	H
	2502.75	-31.66	-13	-18.66	-42.67	-37.61	2.50	10.60	H
	3337	-52.72	-13	-39.72	-60.72	-58.54	4.63	12.60	H
	4171.25	-41.63	-13	-28.63	-53.71	-47.06	5.02	12.60	H
	5005.5	-58.21	-13	-45.21	-72.89	-62.51	6.25	12.70	H
	5839.75	-60.97	-13	-47.97	-73.72	-62.82	9.00	13.00	H
	6674	-61.71	-13	-48.71	-77.59	-61.75	9.51	11.70	H
	1668.5	-26.66	-13	-13.66	-31.71	-31.03	2.88	9.40	V
	2502.75	-30.94	-13	-17.94	-41.88	-36.89	2.50	10.60	V
	3337	-53.82	-13	-40.82	-61.85	-59.64	4.63	12.60	V
	4171.25	-48.28	-13	-35.28	-60.24	-53.71	5.02	12.60	V
	5005.5	-54.44	-13	-41.44	-68.26	-58.74	6.25	12.70	V
	5839.75	-57.95	-13	-44.95	-71.43	-59.80	9.00	13.00	V
	6674	-61.71	-13	-48.71	-77.84	-61.75	9.51	11.70	V

Remark: Spurious emissions within 30-1000MHz were found more than 20dB below limit line.

LTE Band 5 / 10MHz / QPSK / RB Size 1 Offset 0									
Channel	Frequency ( MHz )	ERP ( dBm )	Limit ( dBm )	Over Limit ( dB )	SPA Reading (dBm)	S.G. Power ( dBm )	TX Cable loss ( dB )	TX Antenna Gain (dBi)	Polarization (H/V)
Middle	1664	-26.47	-13	-13.47	-31.80	-30.84	2.88	9.40	H
	2496	-29.55	-13	-16.55	-40.68	-35.50	2.50	10.60	H
	3328	-48.98	-13	-35.98	-56.98	-54.80	4.63	12.60	H
	4160	-36.97	-13	-23.97	-51.16	-42.40	5.02	12.60	H
	4992	-56.90	-13	-43.90	-71.58	-61.20	6.25	12.70	H
	5824	-60.34	-13	-47.34	-73.09	-62.19	9.00	13.00	H
	6656	-62.05	-13	-49.05	-77.93	-62.09	9.51	11.70	H
	1664	-24.03	-13	-11.03	-29.15	-28.40	2.88	9.40	V
	2496	-29.51	-13	-16.51	-40.49	-35.46	2.50	10.60	V
	3328	-50.22	-13	-37.22	-58.25	-56.04	4.63	12.60	V
	4160	-46.31	-13	-33.31	-58.27	-51.74	5.02	12.60	V
	4992	-56.56	-13	-43.56	-70.38	-60.86	6.25	12.70	V
	5824	-56.31	-13	-43.31	-69.79	-58.16	9.00	13.00	V
	6656	-61.67	-13	-48.67	-77.80	-61.71	9.51	11.70	V

Remark: Spurious emissions within 30-1000MHz were found more than 20dB below limit line.



LTE Band 7 / 5MHz / QPSK / RB Size 1 Offset 0									
Channel	Frequency ( MHz )	EIRP ( dBm )	Limit ( dBm )	Over Limit ( dB )	SPA Reading (dBm)	S.G. Power ( dBm )	TX Cable loss ( dB )	TX Antenna Gain (dBi)	Polarization (H/V)
Middle	5065.68	-41.17	-25	-16.17	-58.24	-48.02	6.25	13.10	H
	7598.52	-50.62	-25	-25.62	-71.49	-54.19	7.73	11.30	H
	10131.36	-53.13	-25	-28.13	-79.23	-56.79	8.44	12.10	H
	5065.68	-46.56	-25	-21.56	-63.3	-53.41	6.25	13.10	V
	7598.52	-55.77	-25	-30.77	-76.31	-59.34	7.73	11.30	V
	10131.36	-55.12	-25	-30.12	-79.41	-58.78	8.44	12.10	V

Remark: Spurious emissions within 30-1000MHz were found more than 20dB below limit line.

LTE Band 7 / 10MHz / QPSK / RB Size 1 Offset 0									
Channel	Frequency ( MHz )	EIRP ( dBm )	Limit ( dBm )	Over Limit ( dB )	SPA Reading (dBm)	S.G. Power ( dBm )	TX Cable loss ( dB )	TX Antenna Gain (dBi)	Polarization (H/V)
Middle	5061.18	-47.53	-25	-22.53	-64.60	-54.38	6.25	13.10	H
	7591.77	-51.68	-25	-26.68	-72.55	-55.25	7.73	11.30	H
	10122.36	-54.18	-25	-29.18	-80.28	-57.84	8.44	12.10	H
	5061.18	-51.56	-25	-26.56	-68.3	-58.41	6.25	13.10	V
	7591.77	-55.97	-25	-30.97	-76.51	-59.54	7.73	11.30	V
	10122.36	-55.64	-25	-30.64	-79.93	-59.30	8.44	12.10	V

Remark: Spurious emissions within 30-1000MHz were found more than 20dB below limit line.



LTE Band 7 / 15MHz / QPSK / RB Size 1 Offset 0									
Channel	Frequency ( MHz )	EIRP ( dBm )	Limit ( dBm )	Over Limit ( dB )	SPA Reading (dBm)	S.G. Power ( dBm )	TX Cable loss ( dB )	TX Antenna Gain (dBi)	Polarization (H/V)
Middle	5056.68	-46.68	-25	-21.68	-63.75	-53.53	6.25	13.10	H
	7585.02	-54.05	-25	-29.05	-74.92	-57.62	7.73	11.30	H
	10113.36	-53.68	-25	-28.68	-79.78	-57.34	8.44	12.10	H
	5056.68	-51.20	-25	-26.20	-67.94	-58.05	6.25	13.10	V
	7585.02	-55.98	-25	-30.98	-76.52	-59.55	7.73	11.30	V
	10113.36	-79.43	-25	-54.43	-79.43	-83.09	8.44	12.10	V

Remark: Spurious emissions within 30-1000MHz were found more than 20dB below limit line.

LTE Band 7 / 20MHz / QPSK / RB Size 1 Offset 0									
Channel	Frequency ( MHz )	EIRP ( dBm )	Limit ( dBm )	Over Limit ( dB )	SPA Reading (dBm)	S.G. Power ( dBm )	TX Cable loss ( dB )	TX Antenna Gain (dBi)	Polarization (H/V)
Middle	5052.18	-47.34	-25	-22.34	-64.41	-54.19	6.25	13.10	H
	7578.27	-50.94	-25	-25.94	-71.81	-54.51	7.73	11.30	H
	10104.36	-53.59	-25	-28.59	-79.69	-57.25	8.44	12.10	H
	5052.18	-51.55	-25	-26.55	-68.29	-58.40	6.25	13.10	V
	7578.27	-55.14	-25	-30.14	-75.68	-58.71	7.73	11.30	V
	10104.36	-55.04	-25	-30.04	-79.33	-58.70	8.44	12.10	V

Remark: Spurious emissions within 30-1000MHz were found more than 20dB below limit line.



LTE Band 38 / 5MHz / QPSK / RB Size 1 Offset 0									
Channel	Frequency ( MHz )	EIRP ( dBm )	Limit ( dBm )	Over Limit ( dB )	SPA Reading (dBm)	S.G. Power ( dBm )	TX Cable loss ( dB )	TX Antenna Gain (dBi)	Polarization (H/V)
Middle	5185.50	-42.33	-25	-17.33	-59.40	-49.18	6.25	13.10	H
	7778.25	-56.32	-25	-31.32	-77.19	-59.89	7.73	11.30	H
	10371.00	-53.70	-25	-28.70	-79.80	-57.36	8.44	12.10	H
	5185.50	-46.67	-25	-21.67	-63.41	-53.52	6.25	13.10	V
	7778.25	-56.73	-25	-31.73	-77.27	-60.30	7.73	11.30	V
	10371.00	-55.61	-25	-30.61	-79.9	-59.27	8.44	12.10	V

Remark: Spurious emissions within 30-1000MHz were found more than 20dB below limit line.

LTE Band 38 / 10MHz / QPSK / RB Size 1 Offset 0									
Channel	Frequency ( MHz )	EIRP ( dBm )	Limit ( dBm )	Over Limit ( dB )	SPA Reading (dBm)	S.G. Power ( dBm )	TX Cable loss ( dB )	TX Antenna Gain (dBi)	Polarization (H/V)
Middle	5181.00	-42.87	-25	-17.87	-59.94	-49.72	6.25	13.10	H
	7771.50	-55.25	-25	-30.25	-76.12	-58.82	7.73	11.30	H
	10362.00	-53.46	-25	-28.46	-79.56	-57.12	8.44	12.10	H
	5181.00	-48.07	-25	-23.07	-64.81	-54.92	6.25	13.10	V
	7771.50	-52.07	-25	-27.07	-72.61	-55.64	7.73	11.30	V
	10362.00	-55.56	-25	-30.56	-79.85	-59.22	8.44	12.10	V

Remark: Spurious emissions within 30-1000MHz were found more than 20dB below limit line.





LTE Band 38 / 15MHz / QPSK / RB Size 1 Offset 0									
Channel	Frequency ( MHz )	EIRP ( dBm )	Limit ( dBm )	Over Limit ( dB )	SPA Reading (dBm)	S.G. Power ( dBm )	TX Cable loss ( dB )	TX Antenna Gain (dBi)	Polarization (H/V)
Middle	5176.50	-41.76	-25	-16.76	-58.83	-48.61	6.25	13.10	H
	7764.75	-51.69	-25	-26.69	-72.56	-55.26	7.73	11.30	H
	10353.00	-53.48	-25	-28.48	-79.58	-57.14	8.44	12.10	H
	5176.50	-47.34	-25	-22.34	-64.08	-54.19	6.25	13.10	V
	7764.75	-55.88	-25	-30.88	-76.42	-59.45	7.73	11.30	V
	10353.00	-55.65	-25	-30.65	-79.94	-59.31	8.44	12.10	V

Remark: Spurious emissions within 30-1000MHz were found more than 20dB below limit line.

LTE Band 38 / 20MHz / QPSK / RB Size 1 Offset 0									
Channel	Frequency ( MHz )	EIRP ( dBm )	Limit ( dBm )	Over Limit ( dB )	SPA Reading (dBm)	S.G. Power ( dBm )	TX Cable loss ( dB )	TX Antenna Gain (dBi)	Polarization (H/V)
Middle	5172.00	-43.05	-25	-18.05	-60.12	-49.90	6.25	13.10	H
	7758.00	-55.40	-25	-30.40	-76.27	-58.97	7.73	11.30	H
	10344.00	-53.90	-25	-28.90	-80.00	-57.56	8.44	12.10	H
	5172.00	-46.12	-25	-21.12	-62.86	-52.97	6.25	13.10	V
	7758.00	-56.66	-25	-31.66	-77.2	-60.23	7.73	11.30	V
	10344.00	-55.66	-25	-30.66	-79.95	-59.32	8.44	12.10	V

Remark: Spurious emissions within 30-1000MHz were found more than 20dB below limit line.