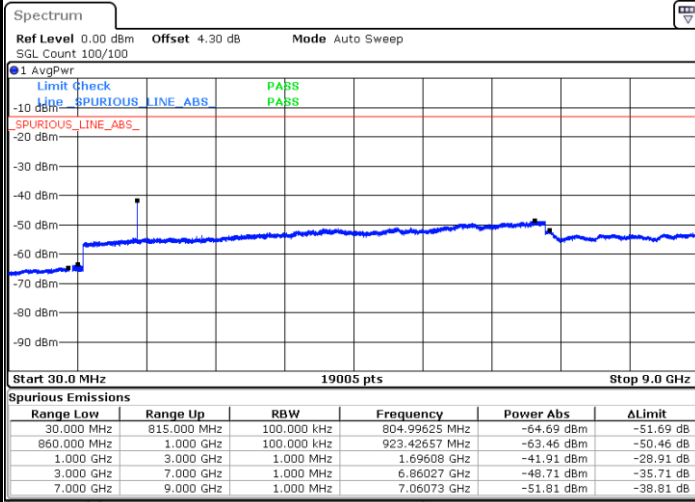




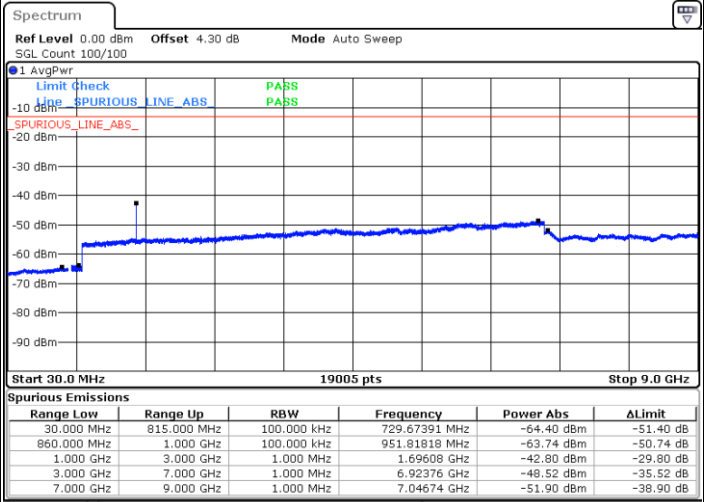
LTE Band 5 / 1.4MHz

Highest Channel / QPSK



Date: 18.MAR.2018 06:24:30

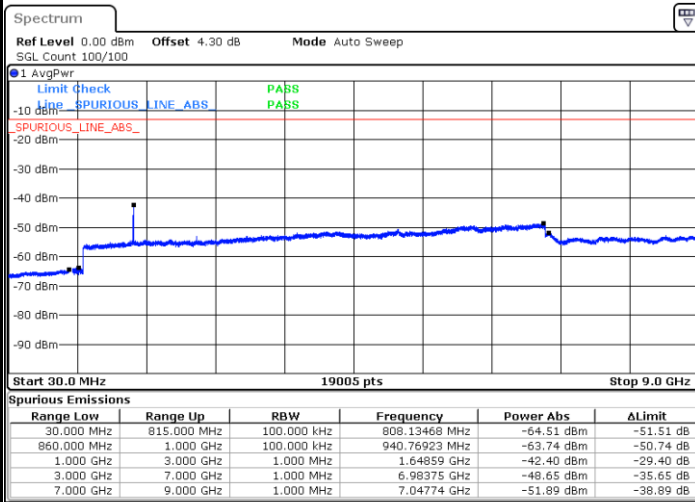
Highest Channel / 16QAM



Date: 18.MAR.2018 06:25:26

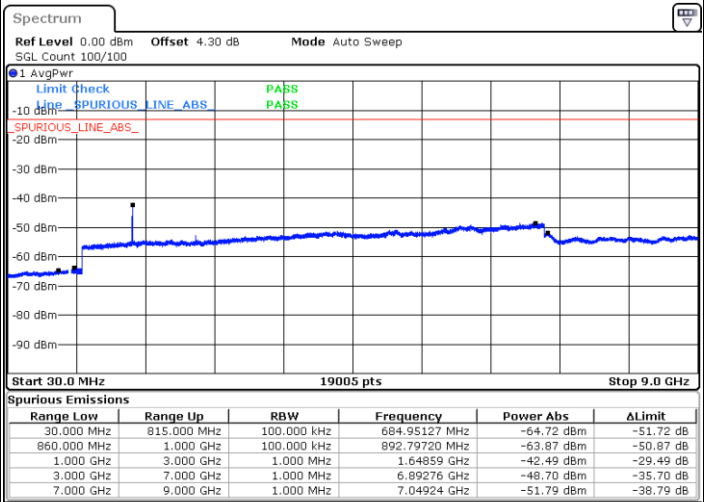
LTE Band 5 / 3MHz

Lowest Channel / QPSK



Date: 18.MAR.2018 06:33:41

Lowest Channel / 16QAM



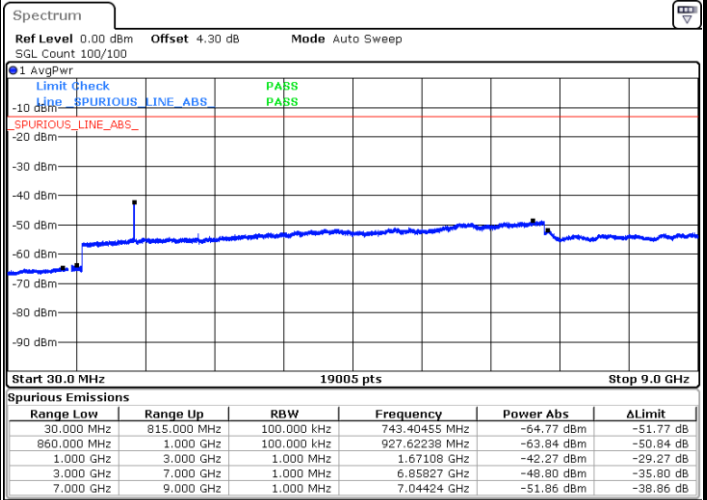
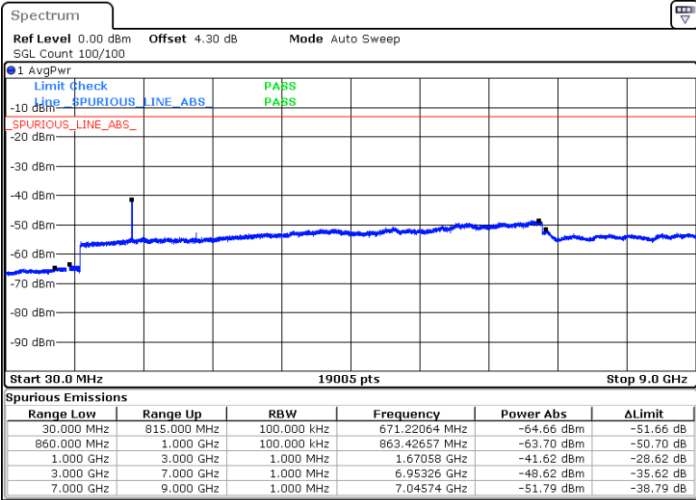
Date: 18.MAR.2018 06:34:38



LTE Band 5 / 3MHz

Middle Channel / QPSK

Middle Channel / 16QAM

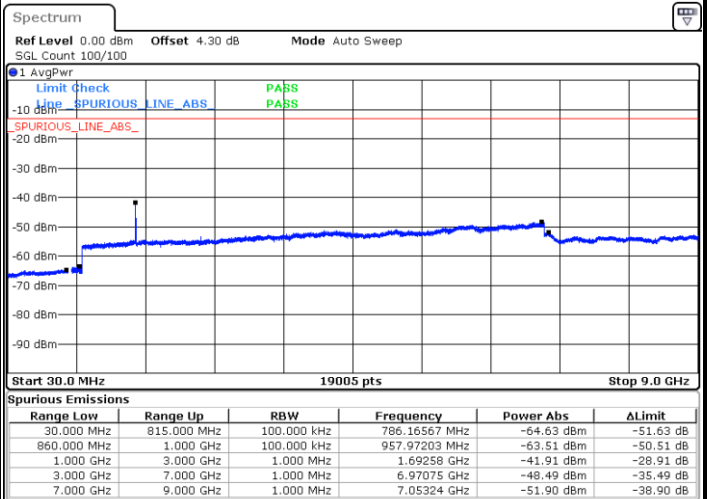
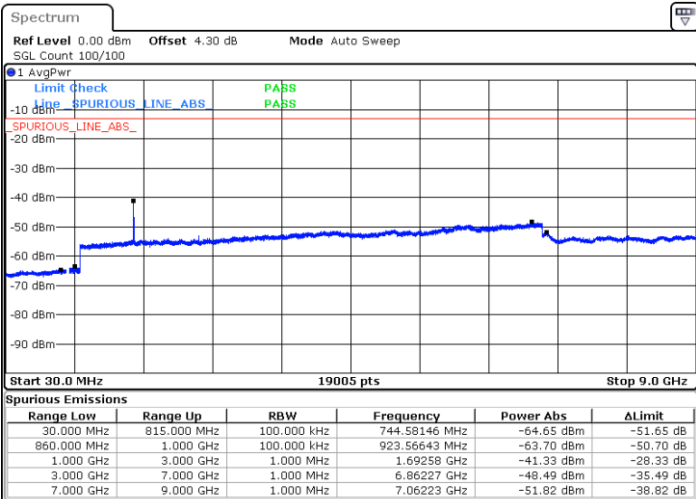


Date: 18.MAR.2018 06:36:20

Date: 18.MAR.2018 06:37:15

Highest Channel / QPSK

Highest Channel / 16QAM



Date: 18.MAR.2018 06:45:36

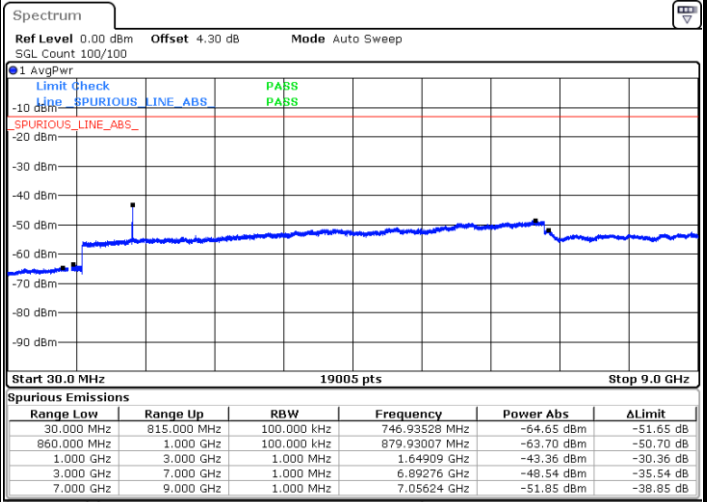
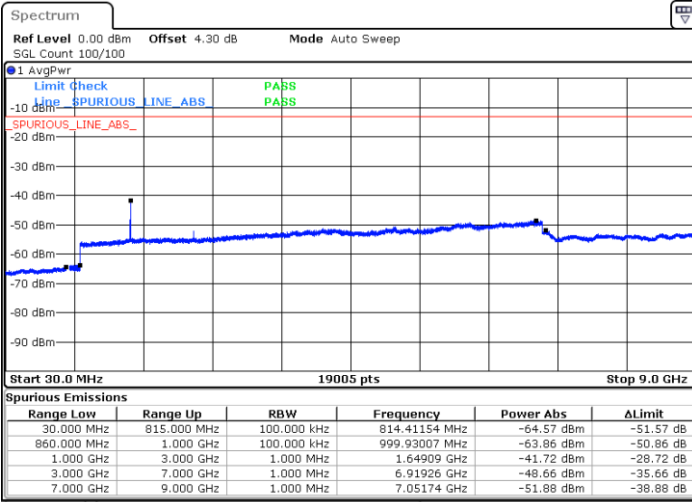
Date: 18.MAR.2018 06:46:32



LTE Band 5 / 5MHz

Lowest Channel / QPSK

Lowest Channel / 16QAM

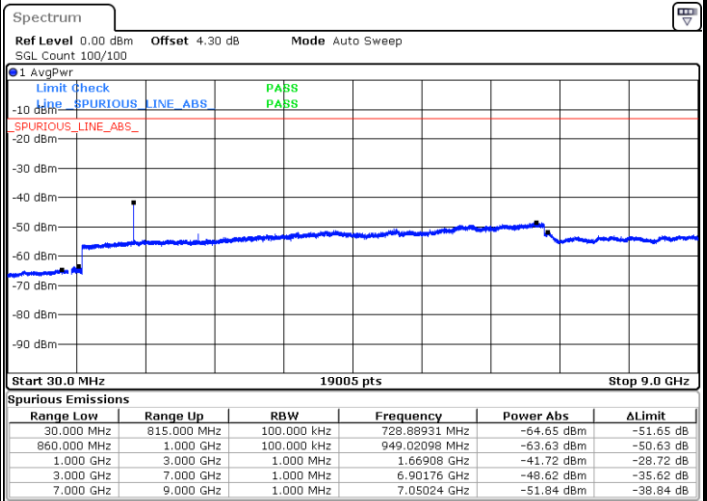
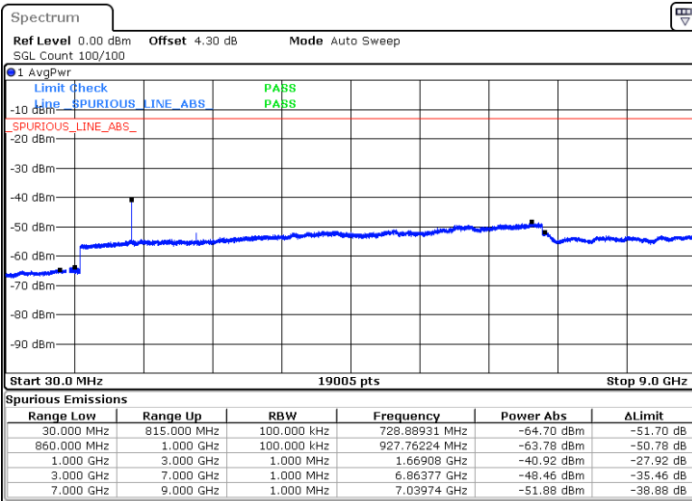


Date: 18.MAR.2018 06:54:46

Date: 18.MAR.2018 06:55:42

Middle Channel / QPSK

Middle Channel / 16QAM



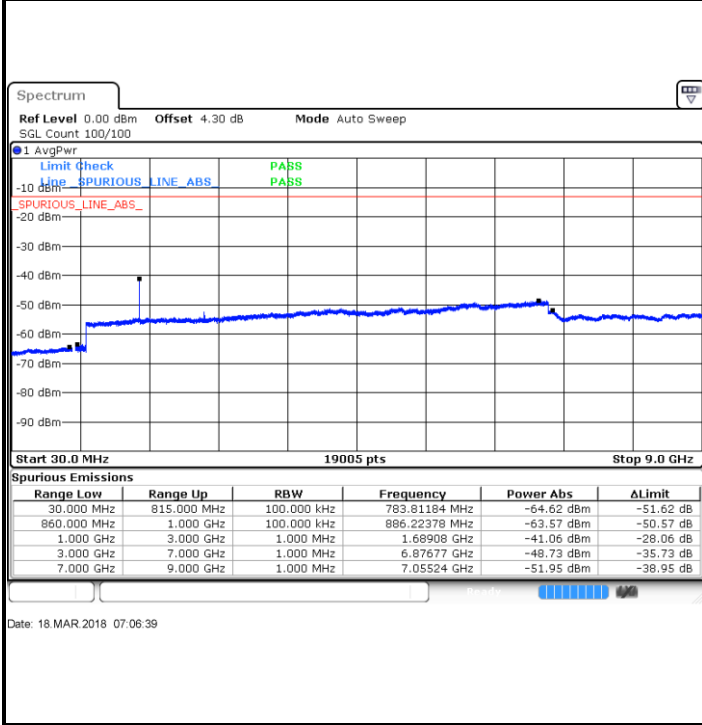
Date: 18.MAR.2018 06:57:24

Date: 18.MAR.2018 06:58:20

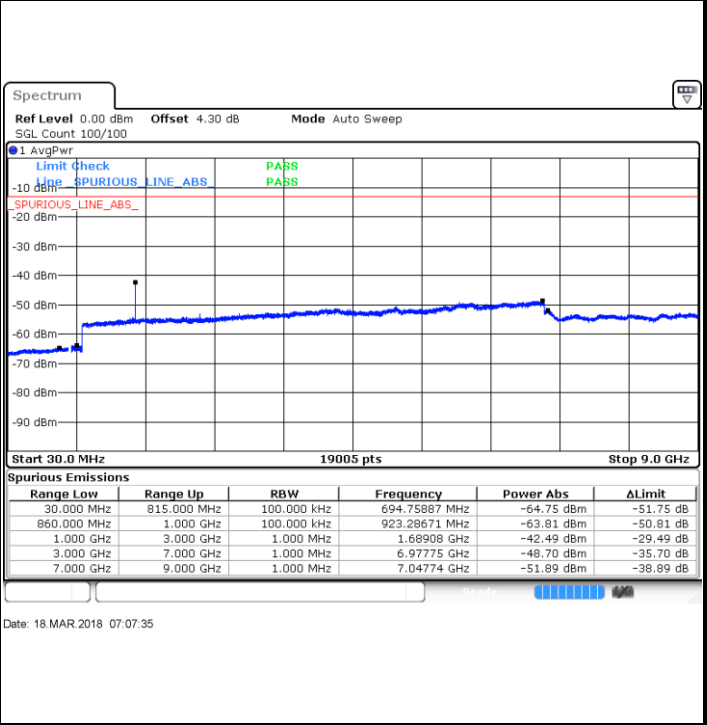


LTE Band 5 / 5MHz

Highest Channel / QPSK

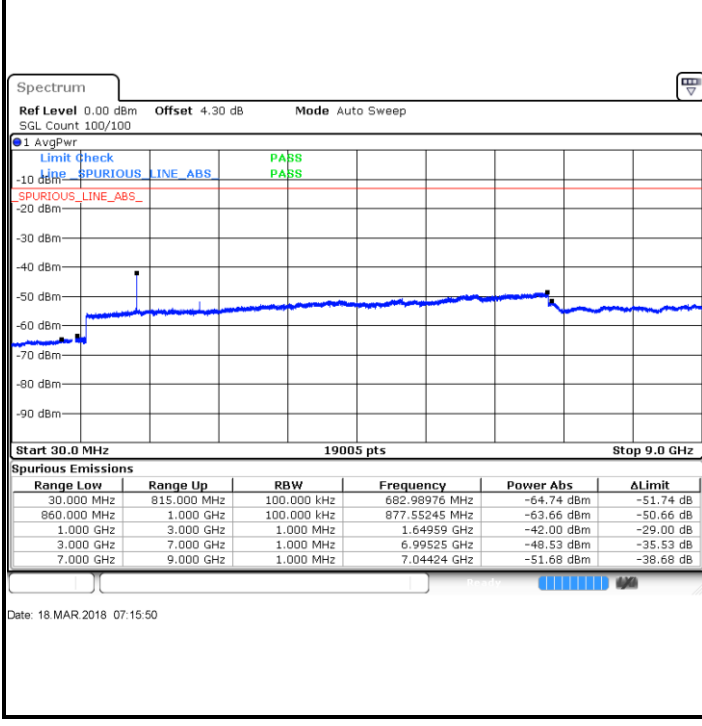


Highest Channel / 16QAM

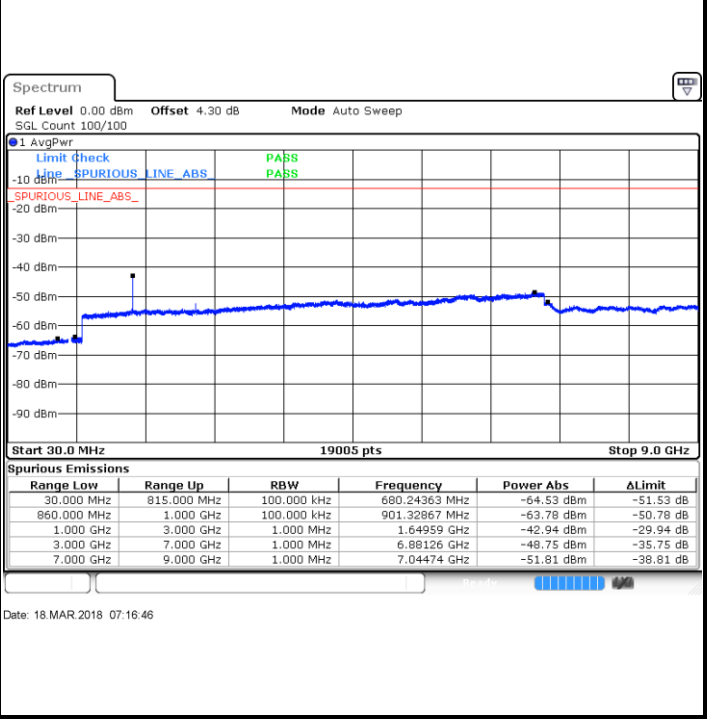


LTE Band 5 / 10MHz

Lowest Channel / QPSK



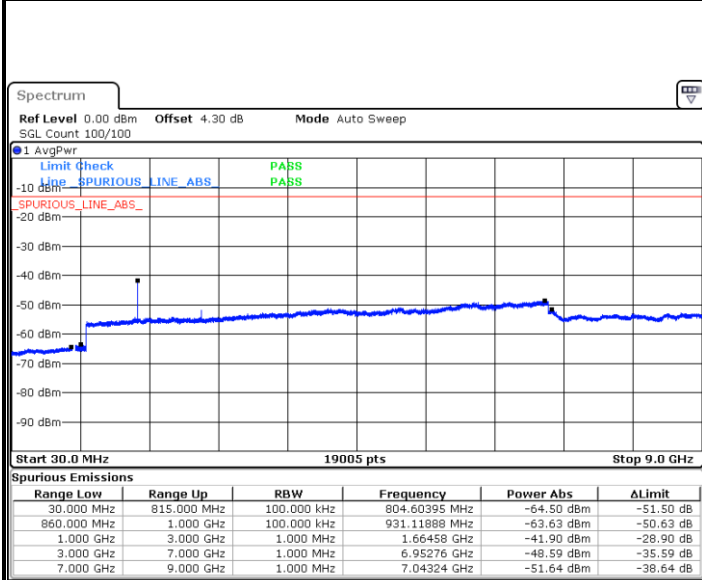
Lowest Channel / 16QAM





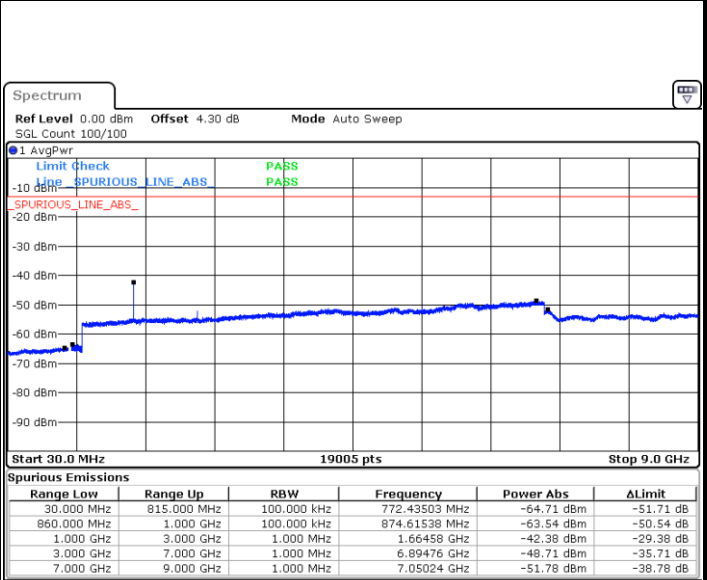
LTE Band 5 / 10MHz

Middle Channel / QPSK



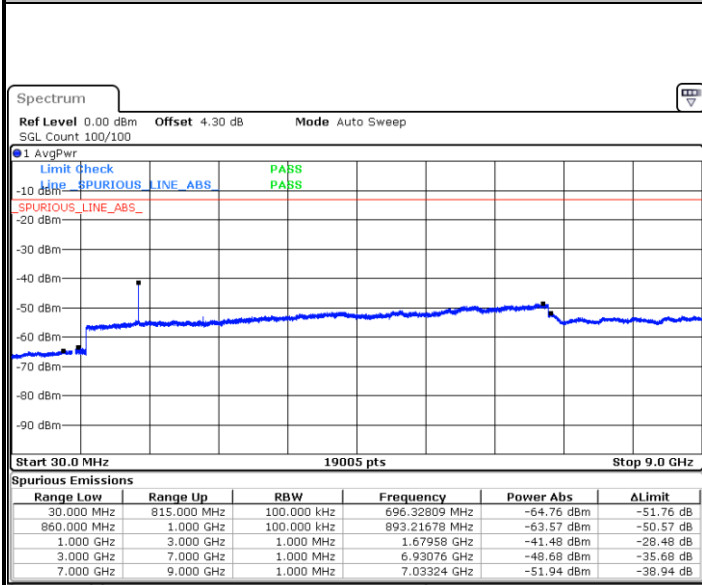
Date: 18.MAR.2018 07:18:28

Middle Channel / 16QAM



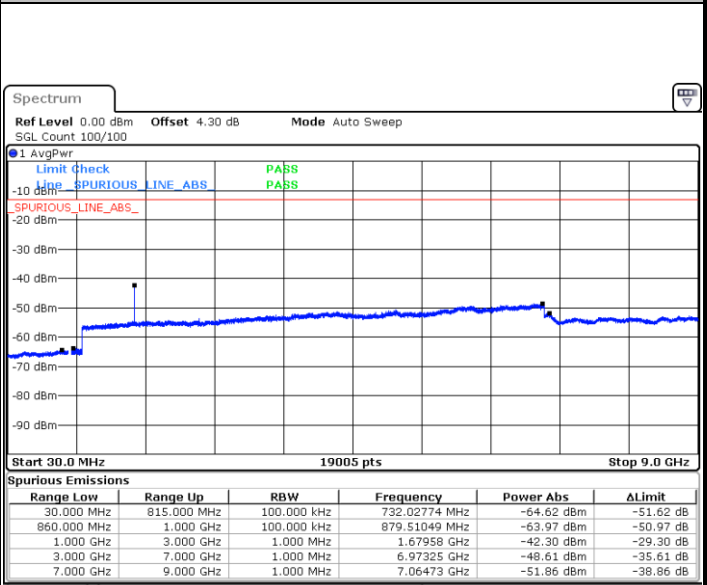
Date: 18.MAR.2018 07:19:24

Highest Channel / QPSK



Date: 18.MAR.2018 07:27:44

Highest Channel / 16QAM



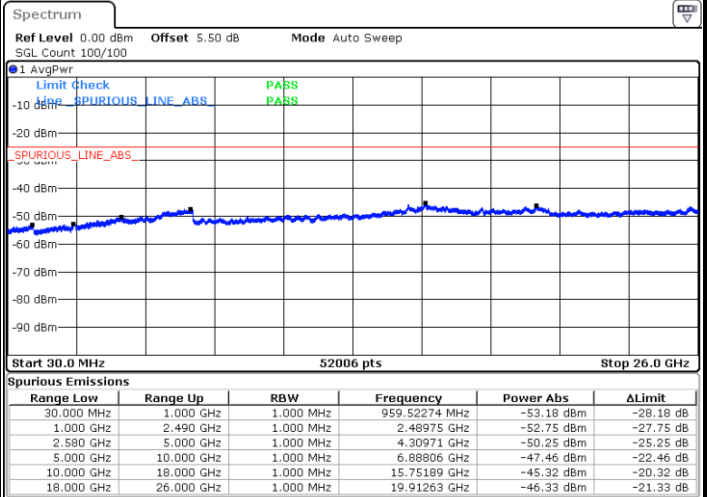
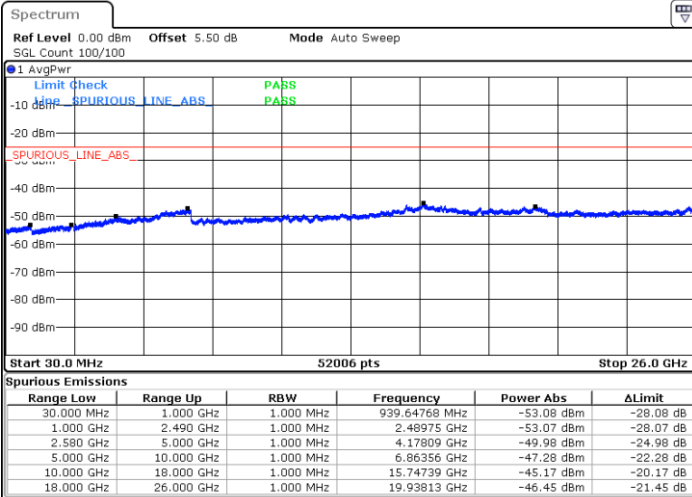
Date: 18.MAR.2018 07:28:39



LTE Band 7 / 5MHz

Lowest Channel / QPSK

Lowest Channel / 16QAM

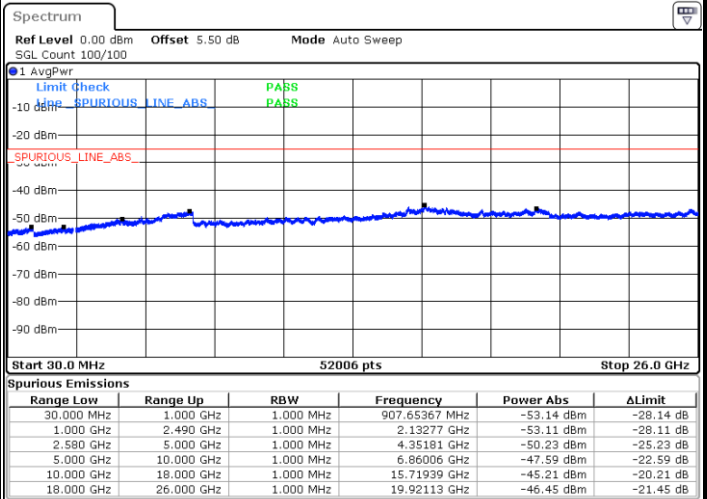
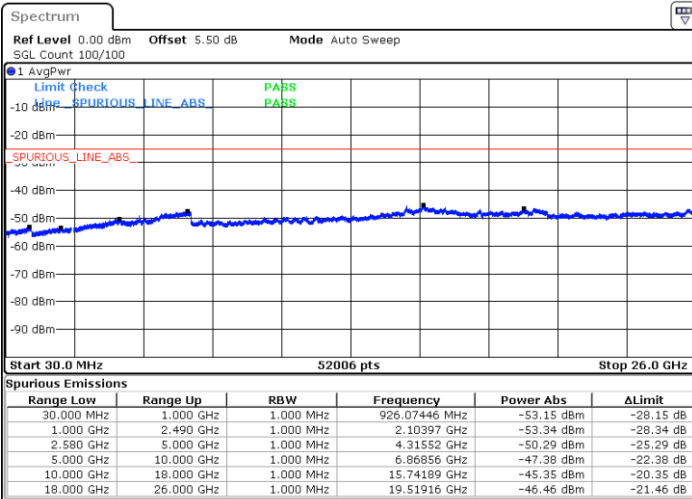


Date: 19.MAR.2018 21:50:43

Date: 19.MAR.2018 21:51:38

Middle Channel / QPSK

Middle Channel / 16QAM



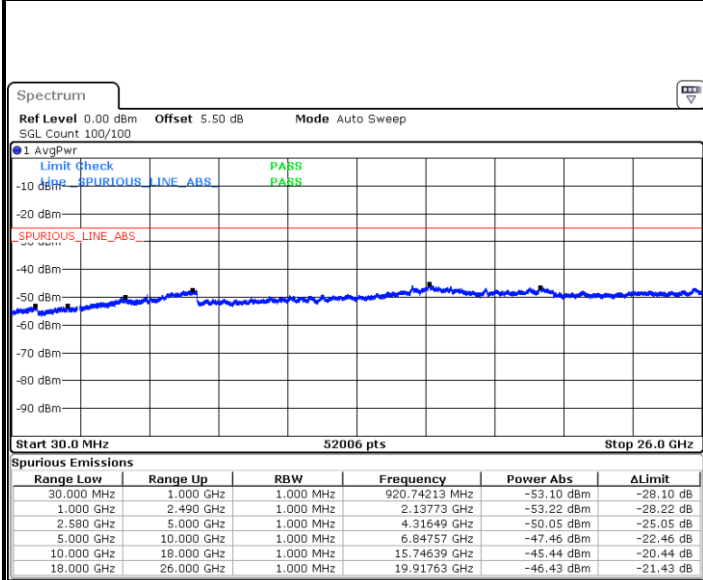
Date: 19.MAR.2018 21:53:25

Date: 19.MAR.2018 21:52:31



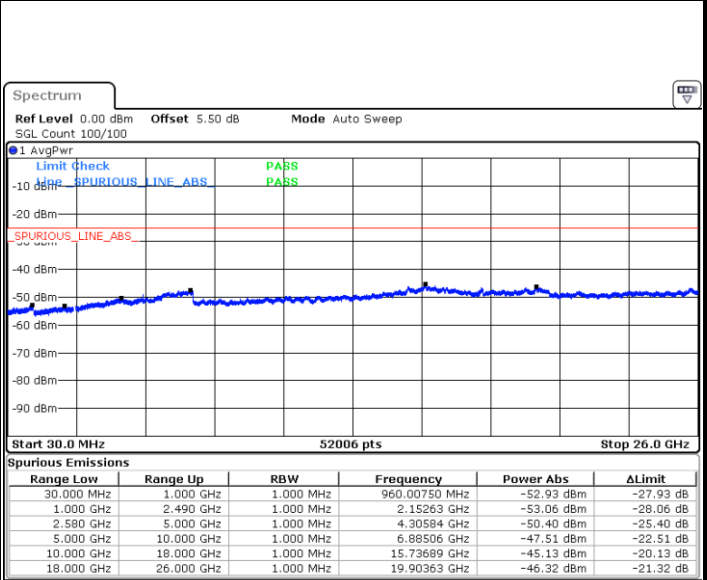
LTE Band 7 / 5MHz

Highest Channel / QPSK



Date: 19.MAR.2018 21:54:19

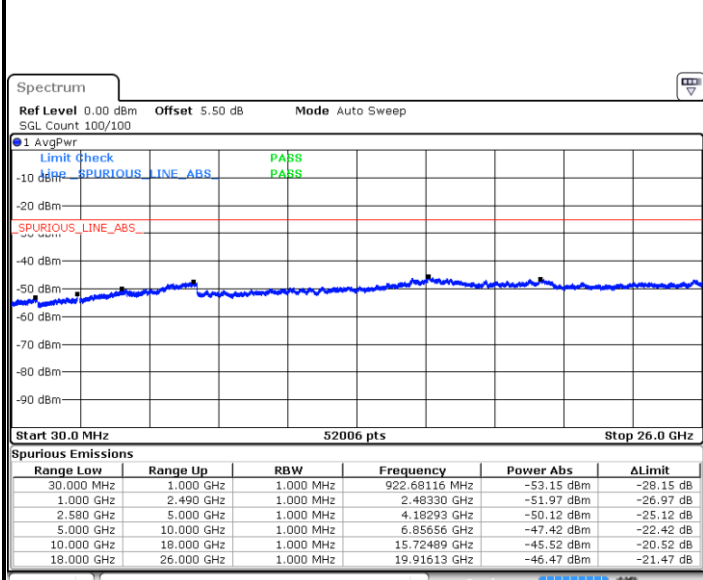
Highest Channel / 16QAM



Date: 19.MAR.2018 21:55:13

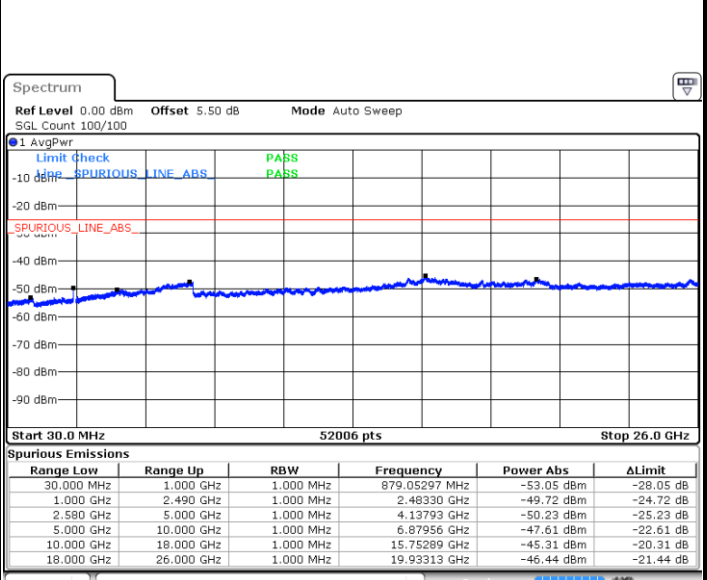
LTE Band 7 / 10MHz

Lowest Channel / QPSK



Date: 19.MAR.2018 22:02:44

Lowest Channel / 16QAM



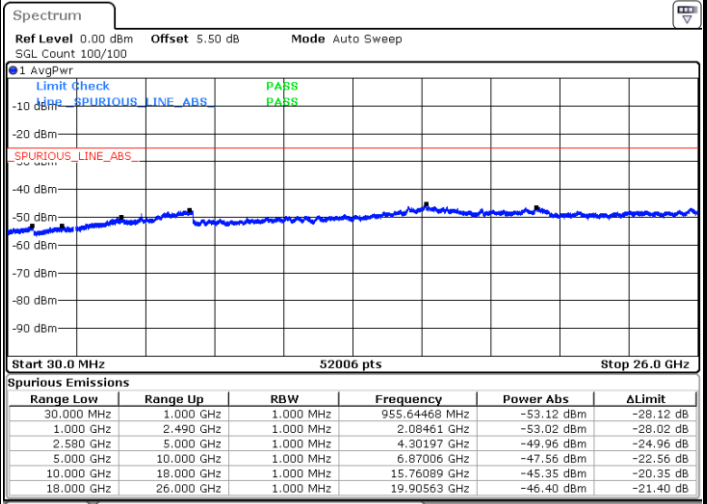
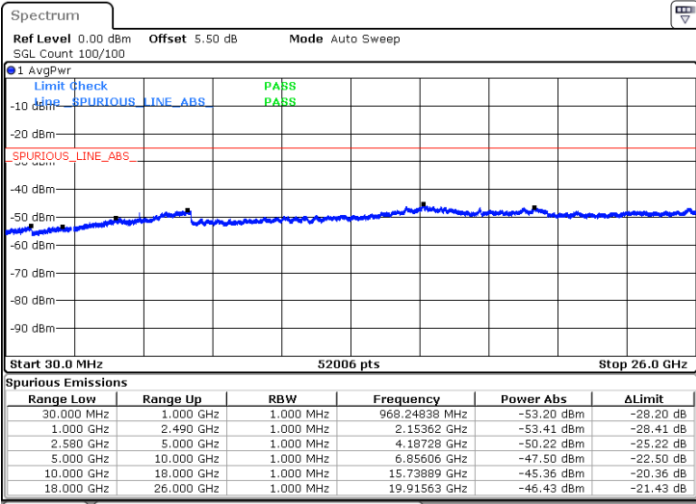
Date: 19.MAR.2018 22:03:38



LTE Band 7 / 10MHz

Middle Channel / QPSK

Middle Channel / 16QAM

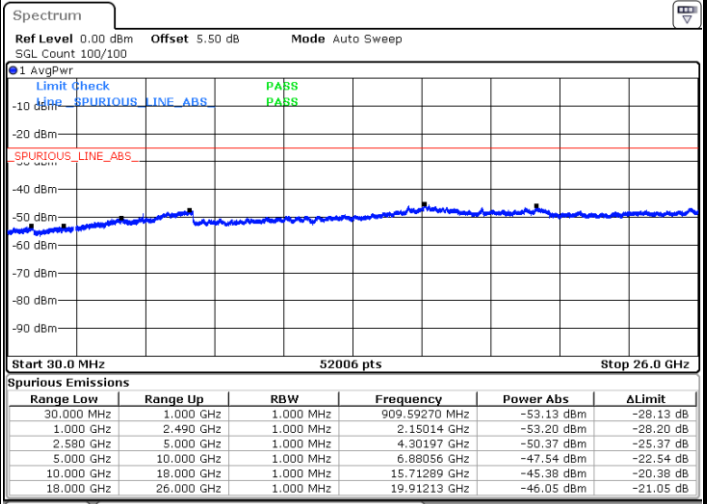
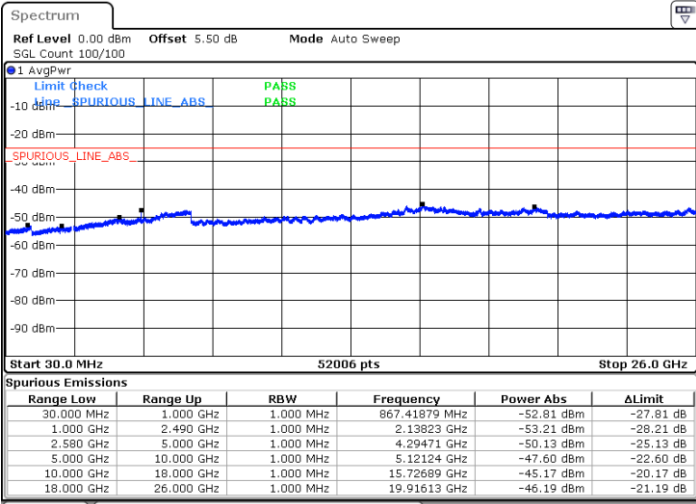


Date: 19.MAR.2018 22:05:26

Date: 19.MAR.2018 22:04:32

Highest Channel / QPSK

Highest Channel / 16QAM



Date: 19.MAR.2018 22:06:19

Date: 19.MAR.2018 22:07:13

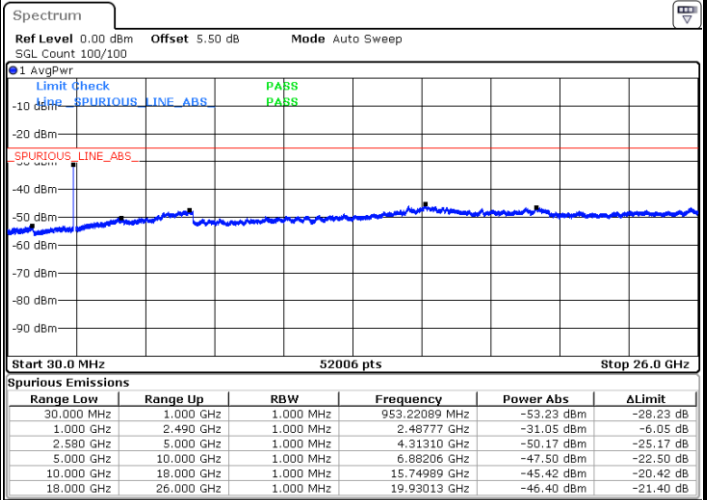
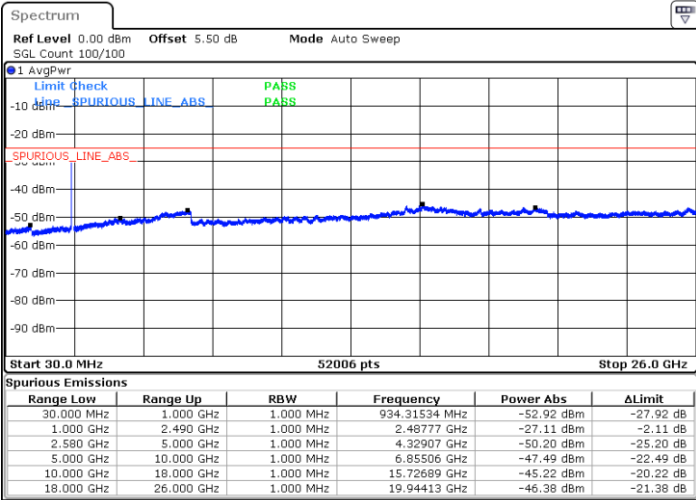




LTE Band 7 / 15MHz

Lowest Channel / QPSK

Lowest Channel / 16QAM

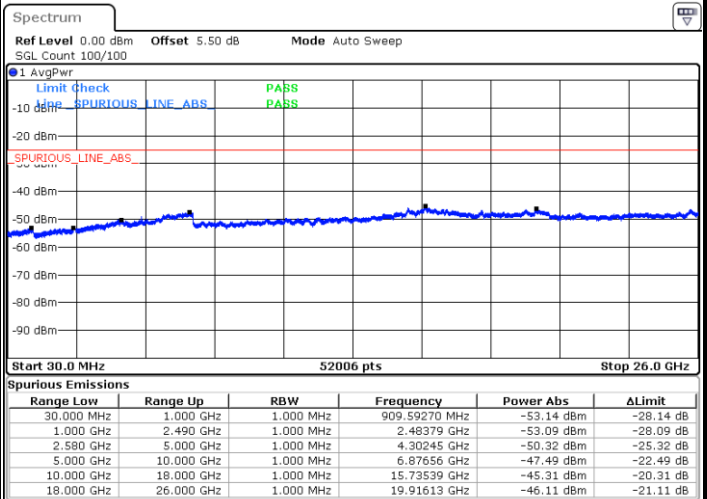
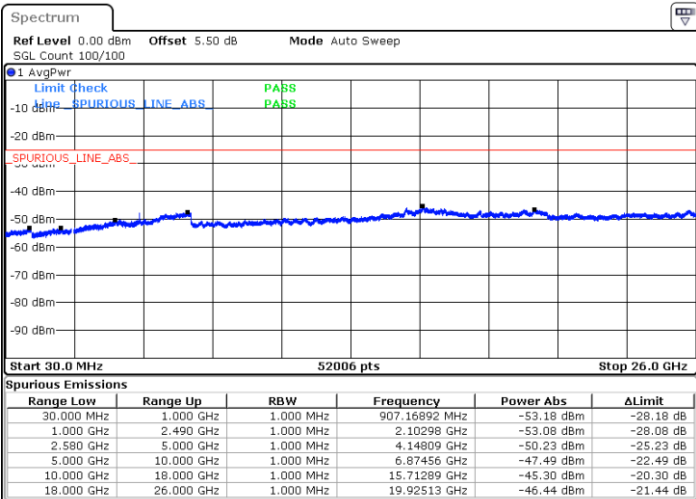


Date: 19.MAR.2018 22:14:58

Date: 19.MAR.2018 22:15:52

Middle Channel / QPSK

Middle Channel / 16QAM



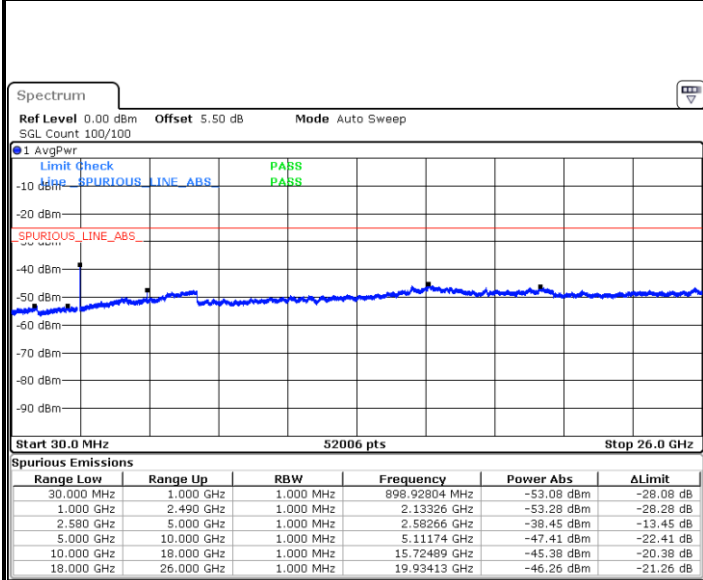
Date: 19.MAR.2018 22:17:45

Date: 19.MAR.2018 22:16:46



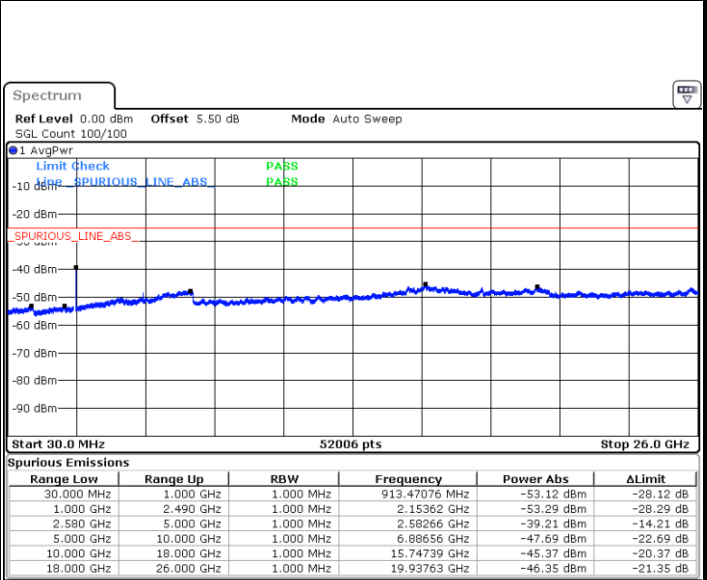
LTE Band7 / 15MHz

Highest Channel / QPSK



Date: 19.MAR.2018 22:18:39

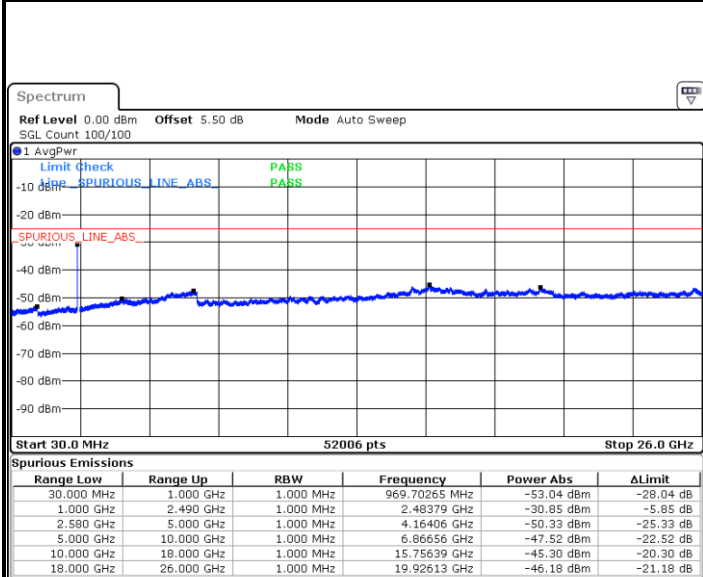
Highest Channel / 16QAM



Date: 19.MAR.2018 22:19:33

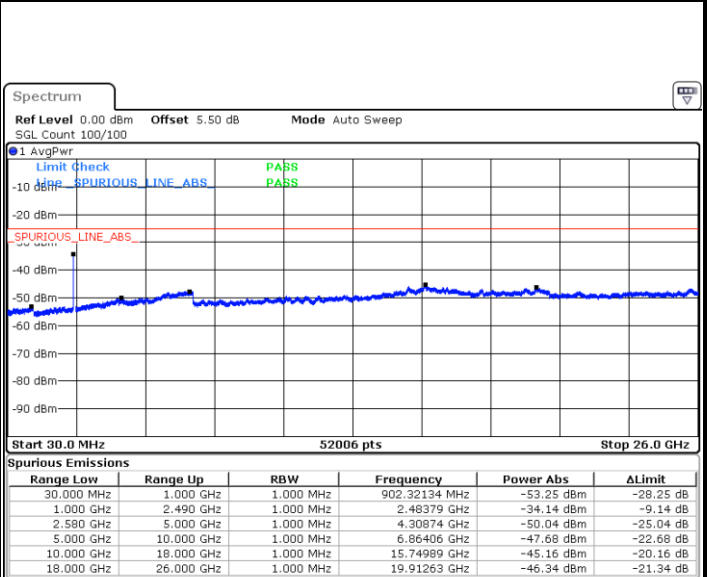
LTE Band 7 / 20MHz

Lowest Channel / QPSK



Date: 19.MAR.2018 22:27:01

Lowest Channel / 16QAM



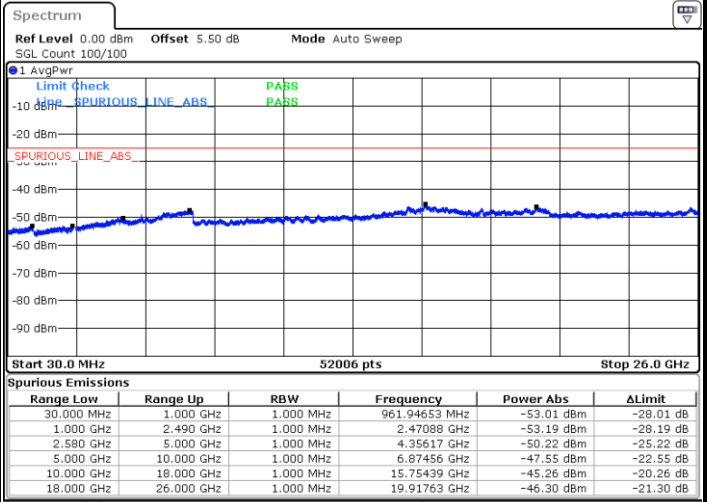
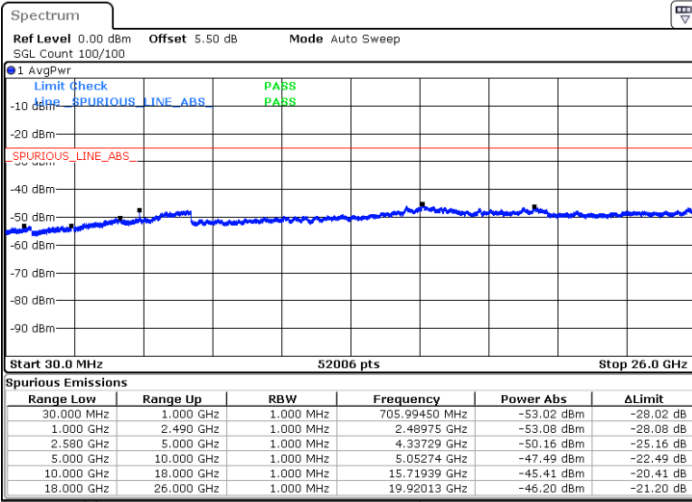
Date: 19.MAR.2018 22:27:55



LTE Band 7 / 20MHz

Middle Channel / QPSK

Middle Channel / 16QAM

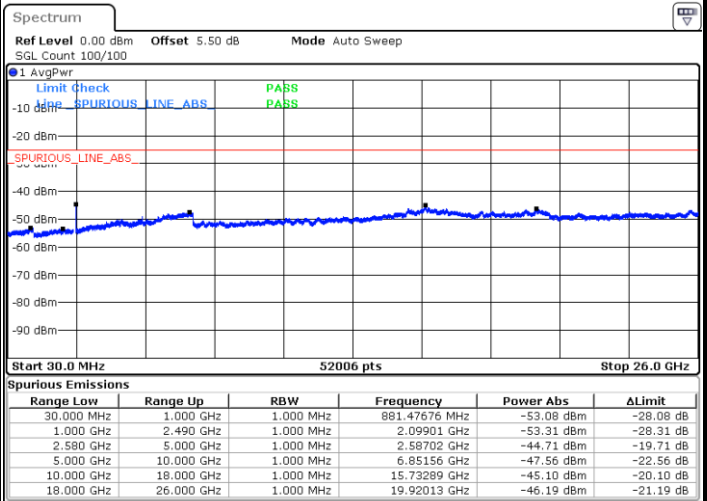
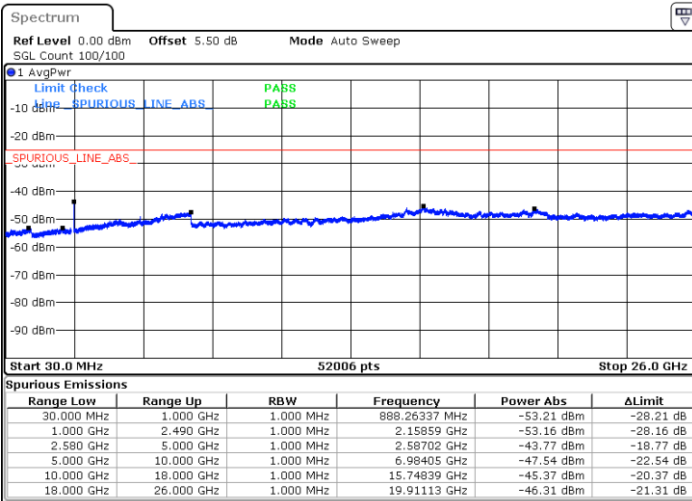


Date: 19.MAR.2018 22:29:43

Date: 19.MAR.2018 22:28:49

Highest Channel / QPSK

Highest Channel / 16QAM



Date: 19.MAR.2018 22:30:37

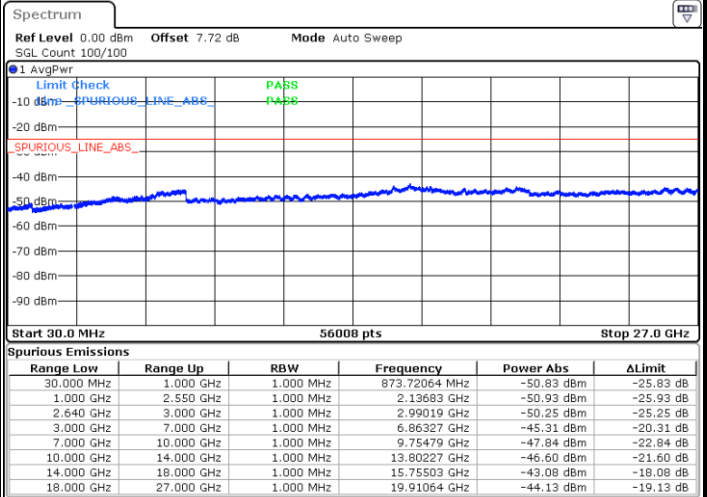
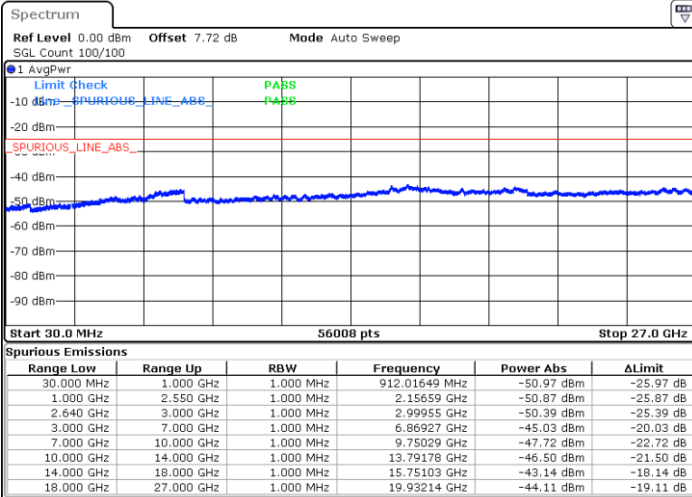
Date: 19.MAR.2018 22:31:31



LTE Band 38 / 5MHz

Lowest Channel / QPSK

Lowest Channel / 16QAM

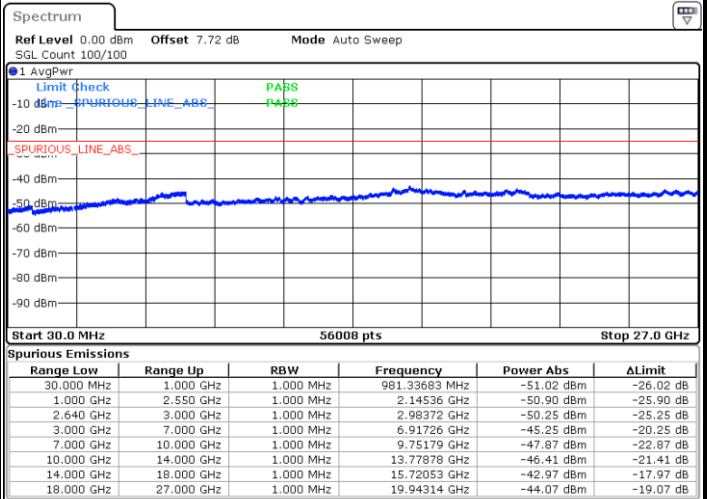
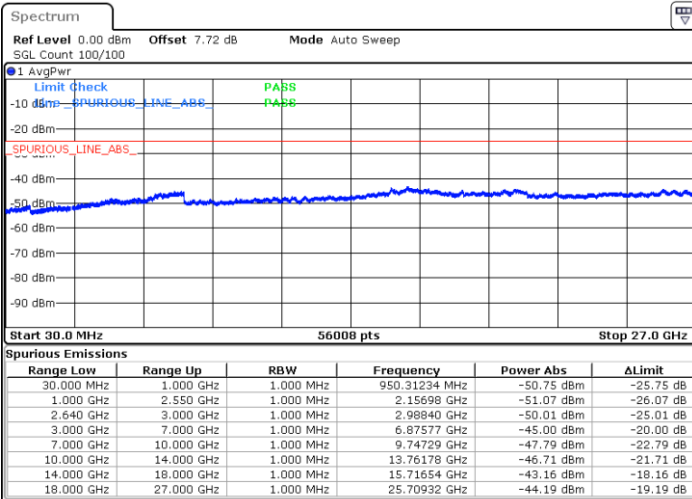


Date: 19.MAR.2018 23:18:08

Date: 19.MAR.2018 23:19:05

Middle Channel / QPSK

Middle Channel / 16QAM



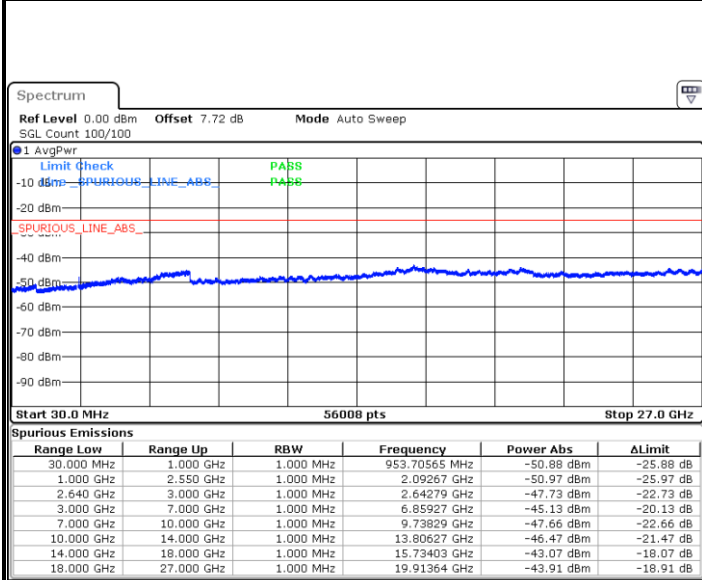
Date: 19.MAR.2018 23:20:00

Date: 19.MAR.2018 23:20:55



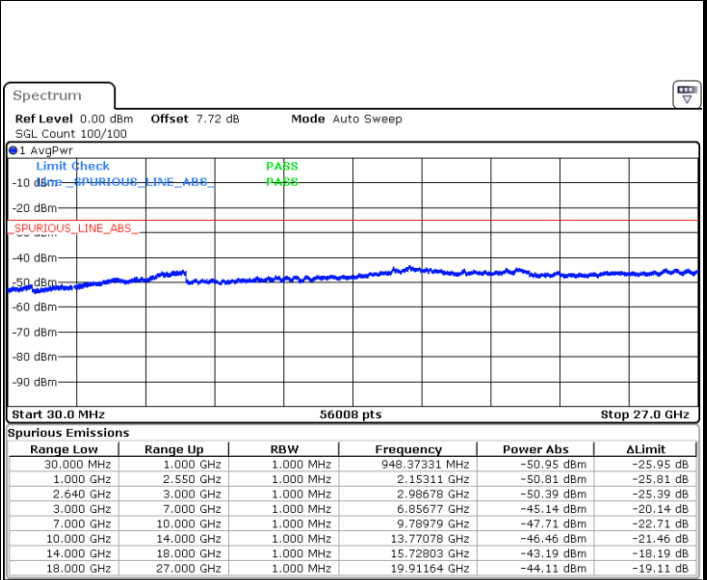
LTE Band 38 / 5MHz

Highest Channel / QPSK



Date: 19.MAR.2018 23:21:50

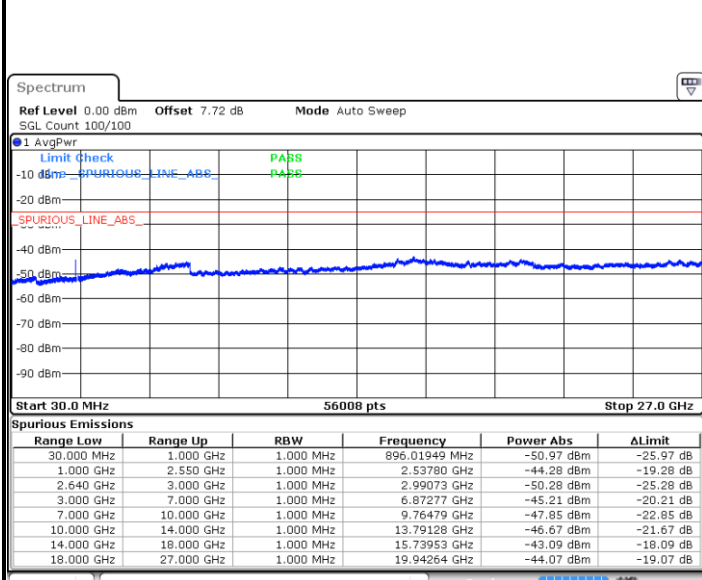
Highest Channel / 16QAM



Date: 19.MAR.2018 23:22:45

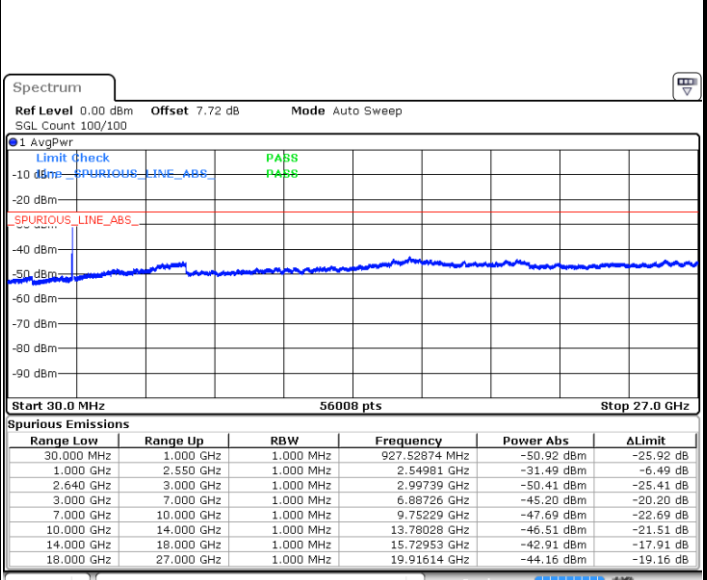
LTE Band 38 / 10MHz

Lowest Channel / QPSK



Date: 19.MAR.2018 23:23:39

Lowest Channel / 16QAM



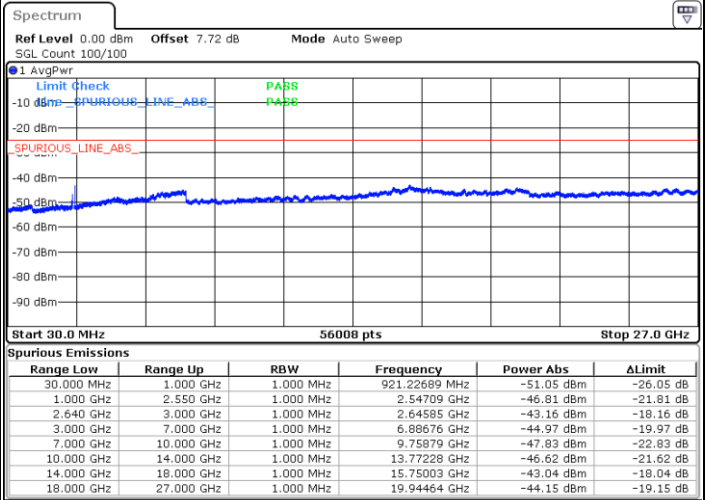
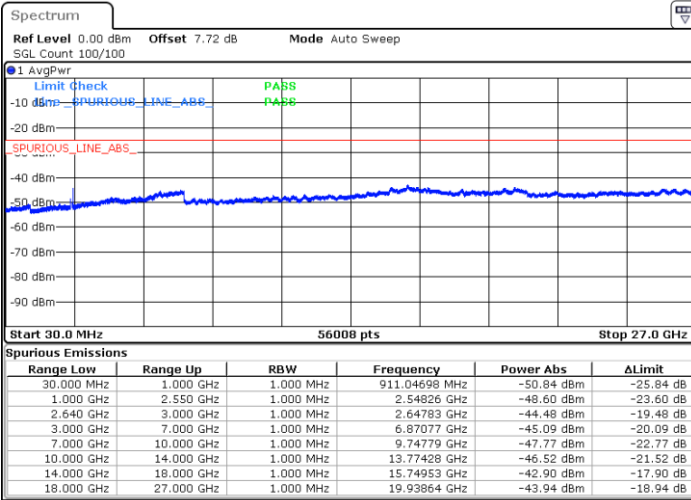
Date: 19.MAR.2018 23:24:34



LTE Band 38 / 10MHz

Middle Channel / QPSK

Middle Channel / 16QAM

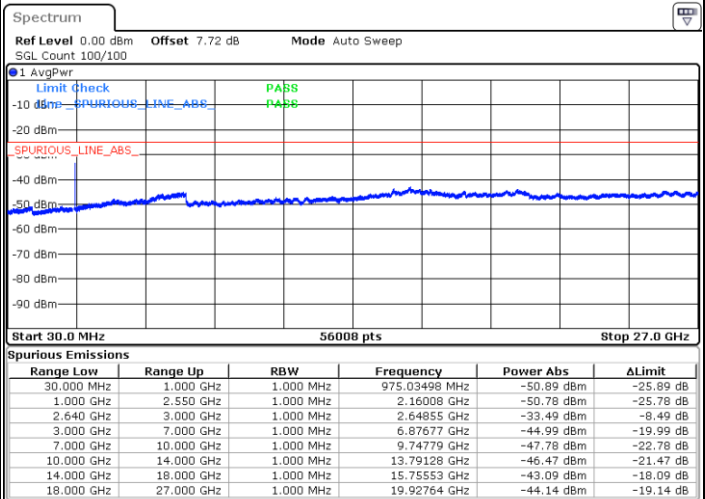
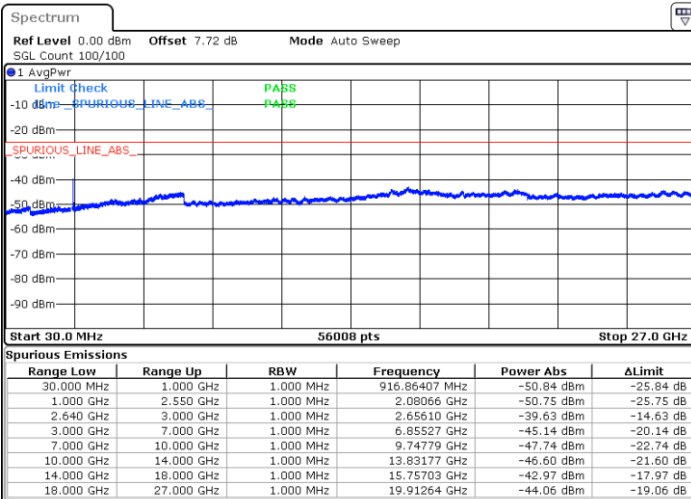


Date: 19.MAR.2018 23:25:29

Date: 19.MAR.2018 23:26:24

Highest Channel / QPSK

Highest Channel / 16QAM



Date: 19.MAR.2018 23:27:19

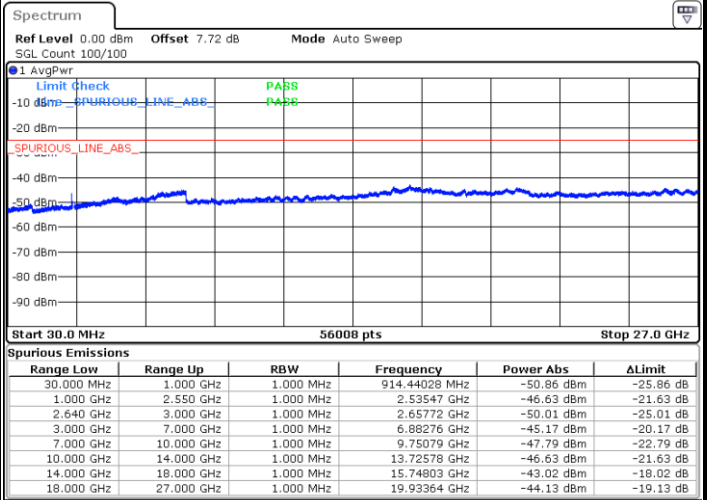
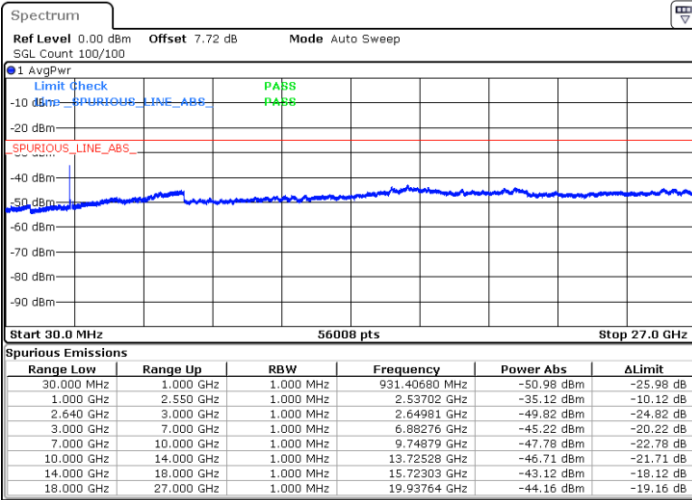
Date: 19.MAR.2018 23:28:14



LTE Band 38 / 15MHz

Lowest Channel / QPSK

Lowest Channel / 16QAM

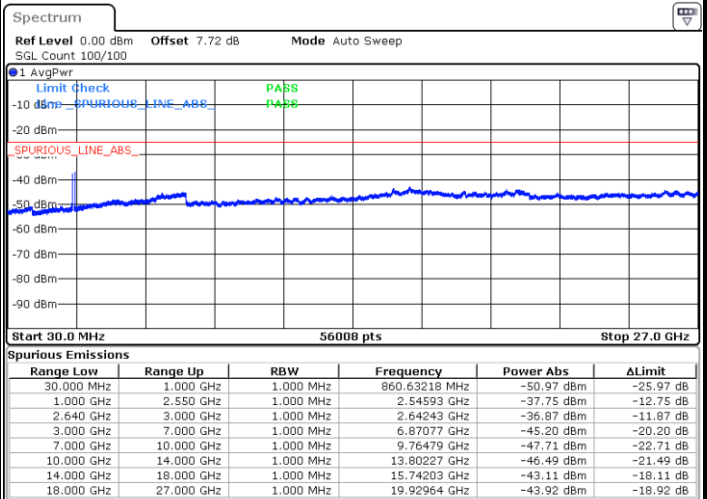
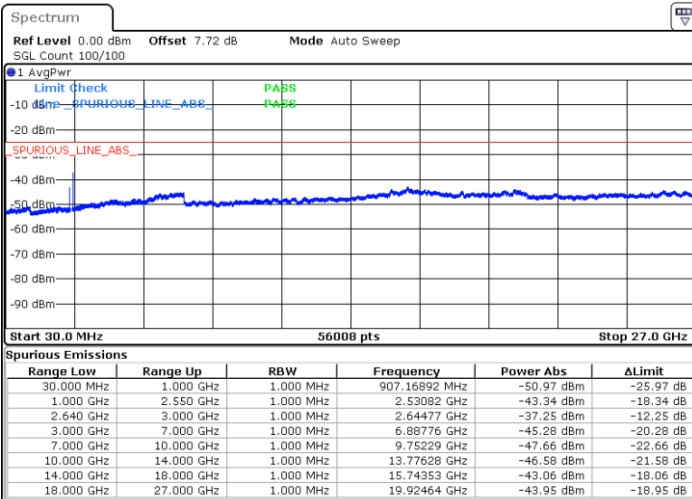


Date: 19.MAR.2018 23:29:08

Date: 19.MAR.2018 23:30:03

Middle Channel / QPSK

Middle Channel / 16QAM



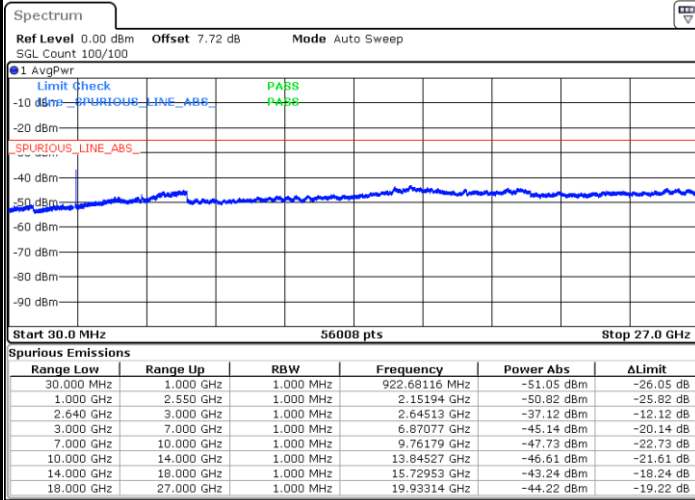
Date: 19.MAR.2018 23:30:58

Date: 19.MAR.2018 23:31:53



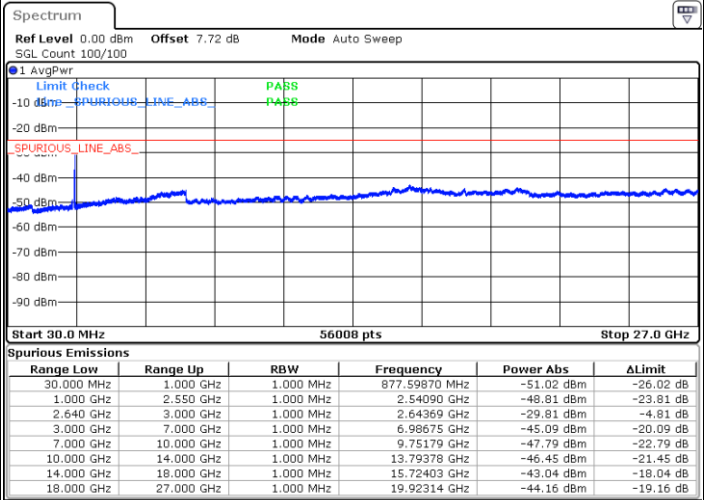
LTE Band 38 / 15MHz

Highest Channel / QPSK



Date: 19.MAR.2018 23:32:48

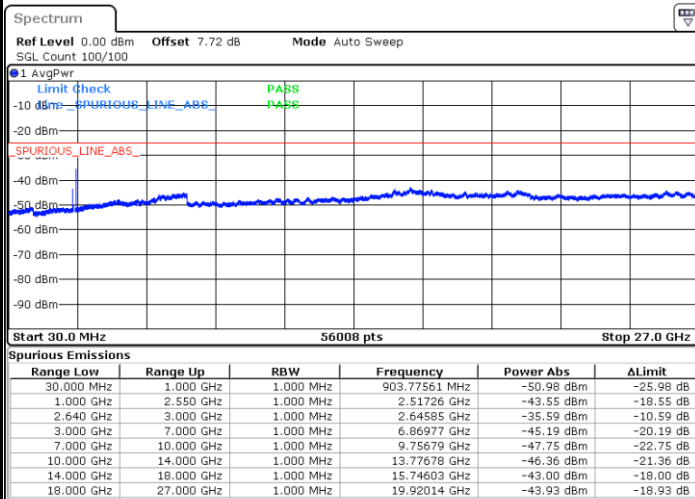
Highest Channel / 16QAM



Date: 19.MAR.2018 23:33:42

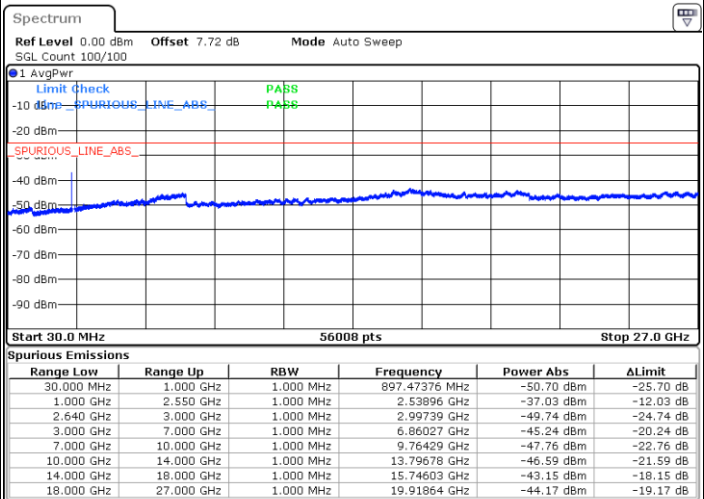
LTE Band 38 / 20MHz

Lowest Channel / QPSK



Date: 19.MAR.2018 23:34:37

Lowest Channel / 16QAM



Date: 19.MAR.2018 23:35:32

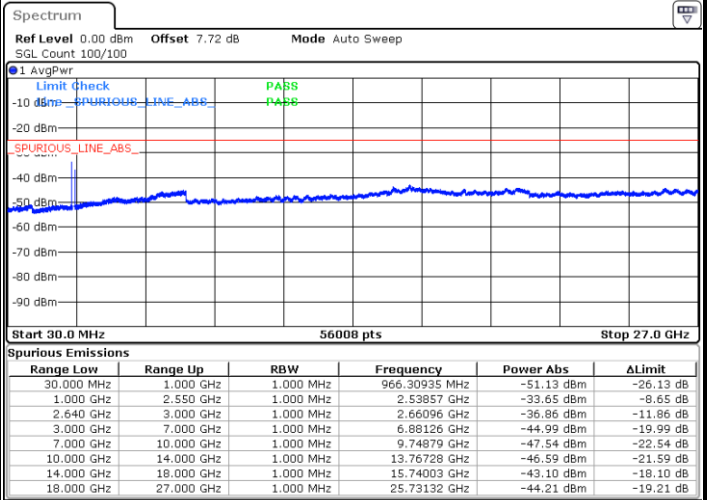
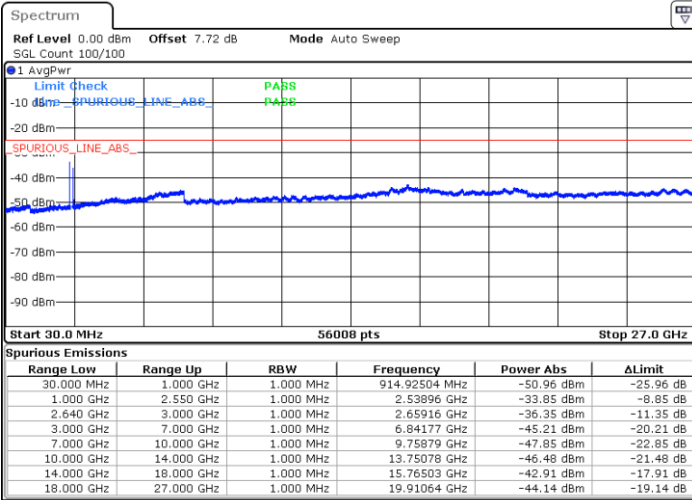




LTE Band 38 / 20MHz

Middle Channel / QPSK

Middle Channel / 16QAM

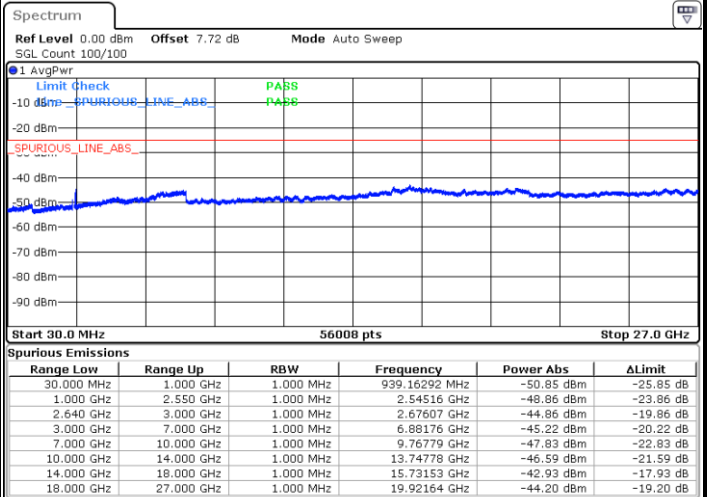
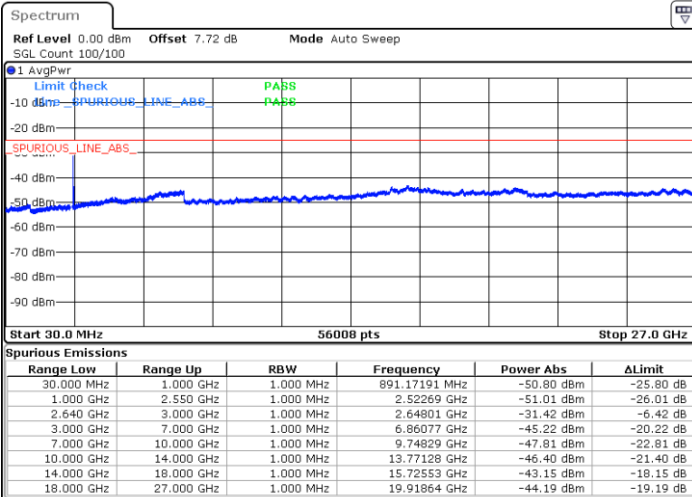


Date: 19.MAR.2018 23:36:27

Date: 19.MAR.2018 23:37:22

Highest Channel / QPSK

Highest Channel / 16QAM



Date: 19.MAR.2018 23:38:16

Date: 19.MAR.2018 23:39:11



Frequency Stability

Test Conditions		LTE Band 4 (QPSK) / Middle Channel	Limit
Temperature (°C)	Voltage (Volt)	BW 10MHz	Note 2.
		Deviation (ppm)	Result
50	Normal Voltage	0.0008	PASS
40	Normal Voltage	0.0030	
30	Normal Voltage	0.0005	
20(Ref.)	Normal Voltage	0.0000	
10	Normal Voltage	0.0026	
0	Normal Voltage	0.0025	
-10	Normal Voltage	0.0005	
-20	Normal Voltage	0.0027	
-30	Normal Voltage	0.0029	
20	Maximum Voltage	0.0006	
20	Normal Voltage	0.0003	
20	Battery End Point	0.0022	

Note:

1. Normal Voltage =3.85 V. ; Battery End Point (BEP) =3.5 V. ; Maximum Voltage =4.35 V.
2. Note: The frequency fundamental emissions stay within the authorized frequency block.



Test Conditions		LTE Band 5 (QPSK) / Middle Channel	Limit
Temperature (°C)	Voltage (Volt)	BW 10MHz	2.5ppm
		Deviation (ppm)	Result
50	Normal Voltage	0.0001	PASS
40	Normal Voltage	0.0018	
30	Normal Voltage	0.0050	
20(Ref.)	Normal Voltage	0.0000	
10	Normal Voltage	0.0056	
0	Normal Voltage	0.0059	
-10	Normal Voltage	0.0051	
-20	Normal Voltage	0.0023	
-30	Normal Voltage	0.0010	
20	Maximum Voltage	0.0051	
20	Normal Voltage	0.0060	
20	Battery End Point	0.0012	

**Note:**

1. Normal Voltage =3.85 V. ; Battery End Point (BEP) =3.5 V. ; Maximum Voltage =4.35 V.
2. Note: The frequency fundamental emissions stay within the authorized frequency block.



Test Conditions		LTE Band 7 (QPSK) / Middle Channel	Limit
Temperature (°C)	Voltage (Volt)	BW 10MHz	Note 2.
		Deviation (ppm)	Result
50	Normal Voltage	0.0023	PASS
40	Normal Voltage	0.0028	
30	Normal Voltage	0.0008	
20(Ref.)	Normal Voltage	0.0000	
10	Normal Voltage	0.0019	
0	Normal Voltage	0.0032	
-10	Normal Voltage	0.0002	
-20	Normal Voltage	0.0004	
-30	Normal Voltage	0.0020	
20	Maximum Voltage	0.0006	
20	Normal Voltage	0.0024	
20	Battery End Point	0.0027	

**Note:**

1. Normal Voltage =3.85V. ; Battery End Point (BEP) =3.5 V. ; Maximum Voltage =4.35 V.
2. Note: The frequency fundamental emissions stay within the authorized frequency block.



Test Conditions		LTE Band 38 (QPSK) / Middle Channel	Limit
Temperature (°C)	Voltage (Volt)	BW 10MHz	Note 2.
		Deviation (ppm)	Result
50	Normal Voltage	0.0003	PASS
40	Normal Voltage	0.0005	
30	Normal Voltage	0.0022	
20(Ref.)	Normal Voltage	0.0000	
10	Normal Voltage	0.0004	
0	Normal Voltage	0.0000	
-10	Normal Voltage	0.0005	
-20	Normal Voltage	0.0020	
-30	Normal Voltage	0.0014	
20	Maximum Voltage	0.0020	
20	Normal Voltage	0.0002	
20	Battery End Point	0.0026	

Note:

1. Normal Voltage =3.85 V. ; Battery End Point (BEP) =3.5 V. ; Maximum Voltage =4.35 V.
2. Note: The frequency fundamental emissions stay within the authorized frequency block.



## Appendix B. Test Results of Radiated Test

### Radiated Spurious Emission

LTE Band 4 / 20MHz / QPSK								
Channel	Frequency ( MHz )	EIRP ( dBm )	Limit ( dBm )	Over Limit ( dB )	SPA Reading (dBm)	S.G. Power ( dBm )	TX Cable loss ( dB )	TX Antenna Gain (dBi)
Middle	3447	-52.83	-13	-39.83	-57.97	1.81	6.95	H
	5170.77	-60.41	-13	-47.41	-67.48	2.23	9.30	H
	6894	-57.46	-13	-44.46	-65.74	2.60	10.88	H
	3447	-54.90	-13	-41.90	-60.04	1.81	6.95	V
	5172	-60.69	-13	-47.69	-67.76	2.23	9.30	V
	6894	-58.33	-13	-45.33	-66.61	2.6	10.88	V

Remark: Spurious emissions within 30-1000MHz were found more than 20dB below limit line.

LTE Band 5 / 10MHz / QPSK								
Channel	Frequency ( MHz )	EIRP ( dBm )	Limit ( dBm )	Over Limit ( dB )	SPA Reading (dBm)	S.G. Power ( dBm )	TX Cable loss ( dB )	TX Antenna Gain (dBi)
Middle	1664	-62.76	-13	-49.76	-64.67	1.14	5.20	H
	2496	-44.62	-13	-31.62	-47.25	1.12	5.90	H
	3327	-64.33	-13	-51.33	-67.54	1.34	6.70	H
	1664	-60.36	-13	-47.36	-62.27	1.14	5.20	V
	2496	-43.59	-13	-30.59	-46.22	1.12	5.90	V
	3327	-64.71	-13	-51.71	-67.92	1.34	6.70	V

Remark: Spurious emissions within 30-1000MHz were found more than 20dB below limit line.



LTE Band 7 / 20MHz / QPSK								
Channel	Frequency ( MHz )	EIRP ( dBm )	Limit ( dBm )	Over Limit ( dB )	SPA Reading (dBm)	S.G. Power ( dBm )	TX Cable loss ( dB )	TX Antenna Gain (dBi)
Middle	5052	-58.01	-25	-33.01	-64.73	2.40	9.12	H
	7580	-64.49	-25	-39.49	-74.12	2.87	12.50	H
	10107	-61.93	-25	-36.93	-70.85	3.18	12.10	H
	5052	-60.16	-25	-35.16	-66.88	2.40	9.12	V
	7580	-64.45	-25	-39.45	-74.08	2.87	12.50	V
	10107	-61.93	-25	-36.93	-70.85	3.18	12.10	V

Remark: Spurious emissions within 30-1000MHz were found more than 20dB below limit line.

LTE Band 38 / 20MHz / QPSK								
Channel	Frequency ( MHz )	EIRP ( dBm )	Limit ( dBm )	Over Limit ( dB )	SPA Reading (dBm)	S.G. Power ( dBm )	TX Cable loss ( dB )	TX Antenna Gain (dBi)
Middle	5172	-55.50	-25	-30.50	-62.33	2.46	9.29	H
	7760	-62.51	-25	-37.51	-71.70	3.01	12.20	H
	10341	-61.92	-25	-36.92	-70.65	3.52	12.25	H
	5172	-60.45	-25	-35.45	-67.28	2.46	9.29	V
	7760	-62.25	-25	-37.25	-71.44	3.01	12.20	V
	10341	-61.33	-25	-36.33	-70.06	3.52	12.25	V

Remark: Spurious emissions within 30-1000MHz were found more than 20dB below limit line.