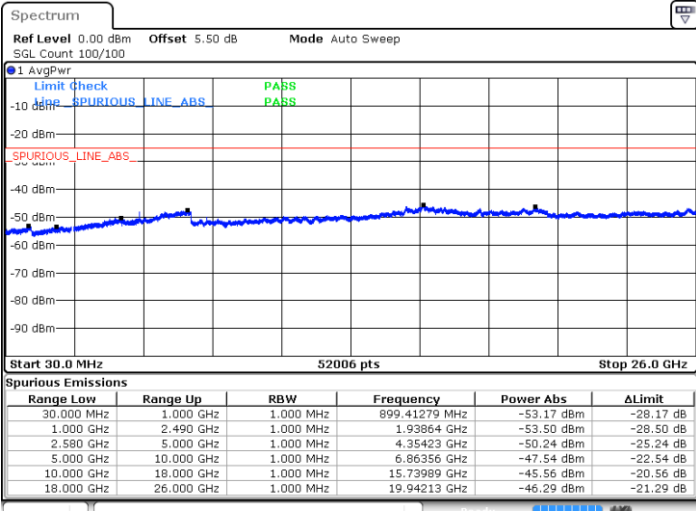




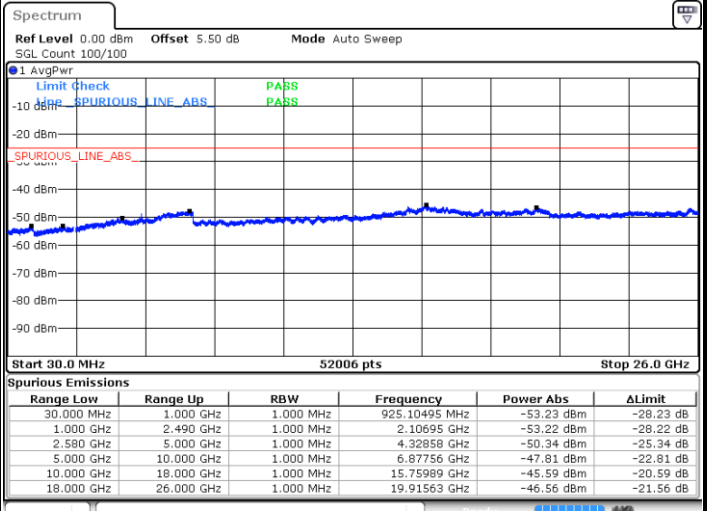
LTE Band 7 / 10MHz

Middle Channel / QPSK

Middle Channel / 16QAM



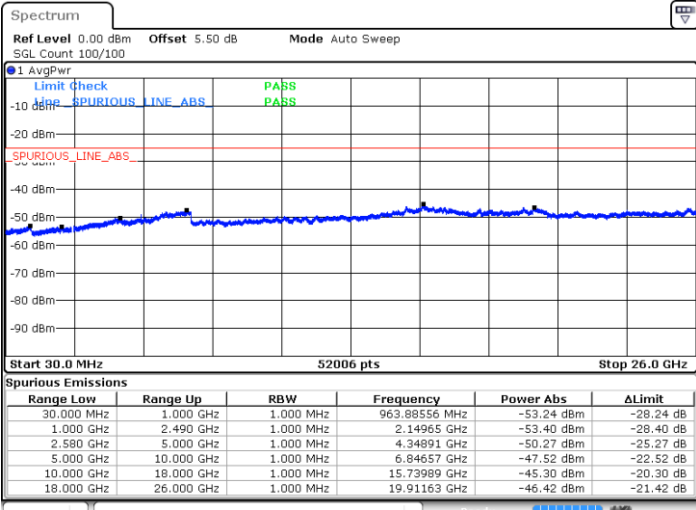
Date: 10.APR.2018 20:10:42



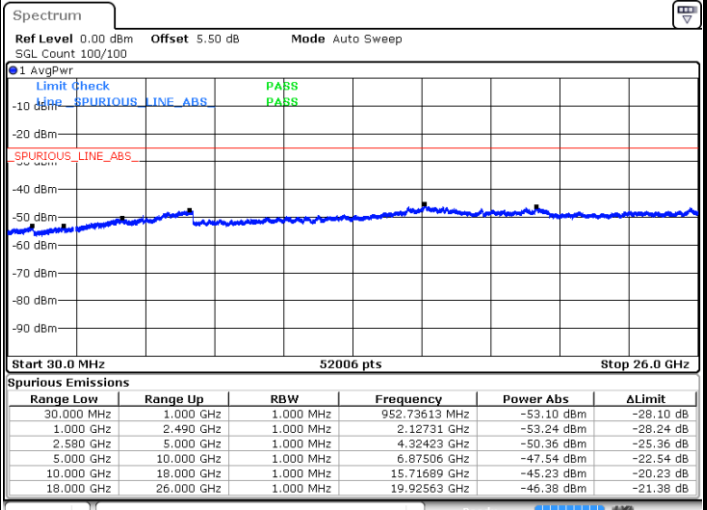
Date: 10.APR.2018 20:09:49

Highest Channel / QPSK

Highest Channel / 16QAM



Date: 10.APR.2018 20:11:36



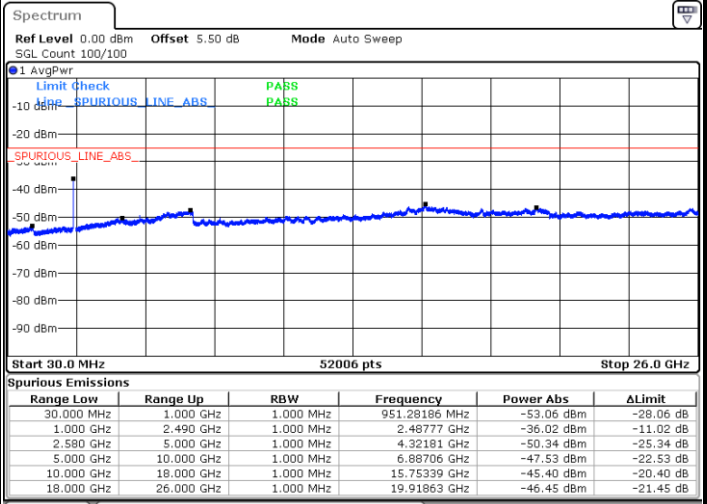
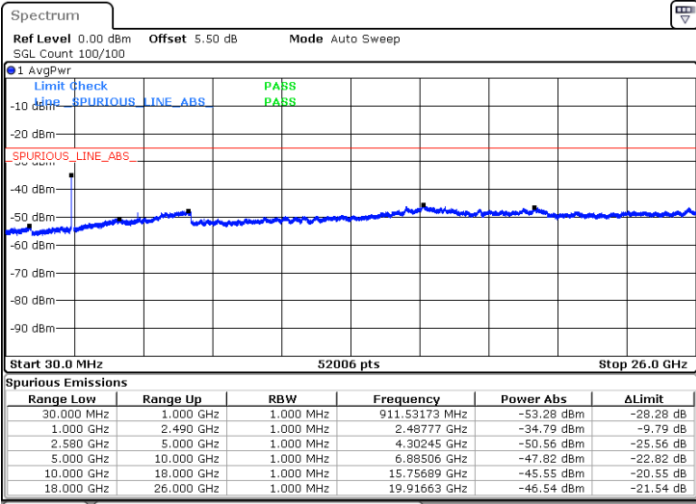
Date: 10.APR.2018 20:12:30



LTE Band 7 / 15MHz

Lowest Channel / QPSK

Lowest Channel / 16QAM

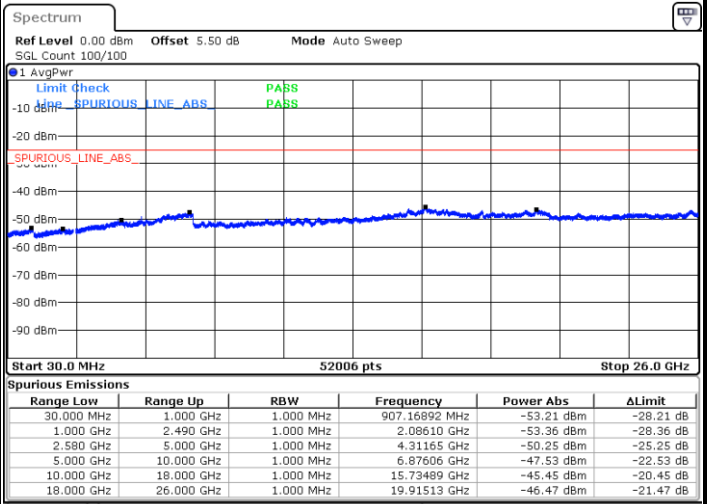
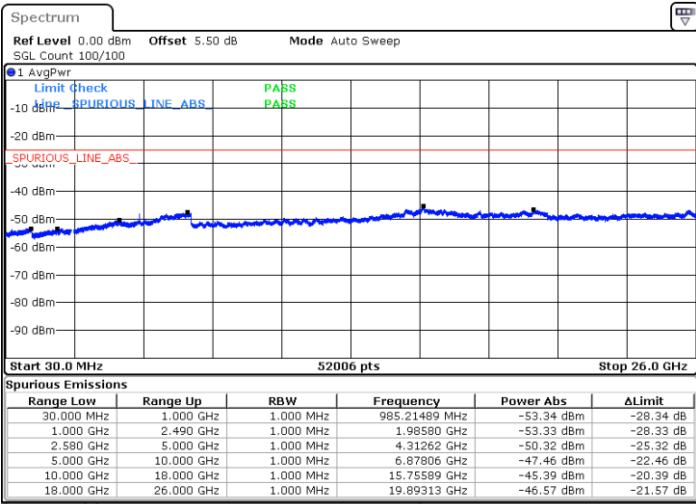


Date: 10.APR.2018 20:24:25

Date: 10.APR.2018 20:25:19

Middle Channel / QPSK

Middle Channel / 16QAM



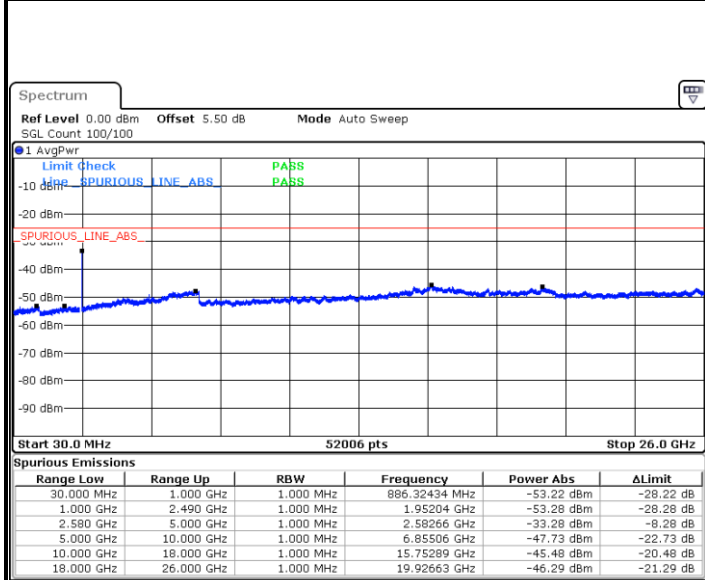
Date: 10.APR.2018 20:27:07

Date: 10.APR.2018 20:26:13



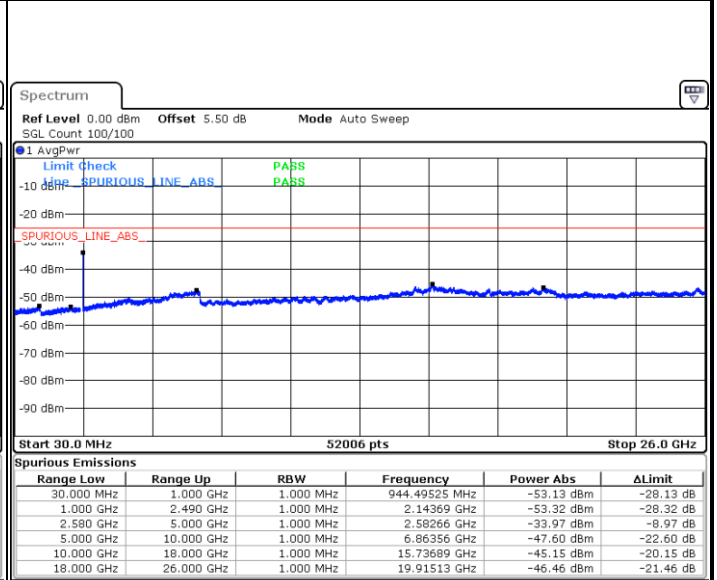
LTE Band7 / 15MHz

Highest Channel / QPSK



Date: 10 APR 2018 20:28:00

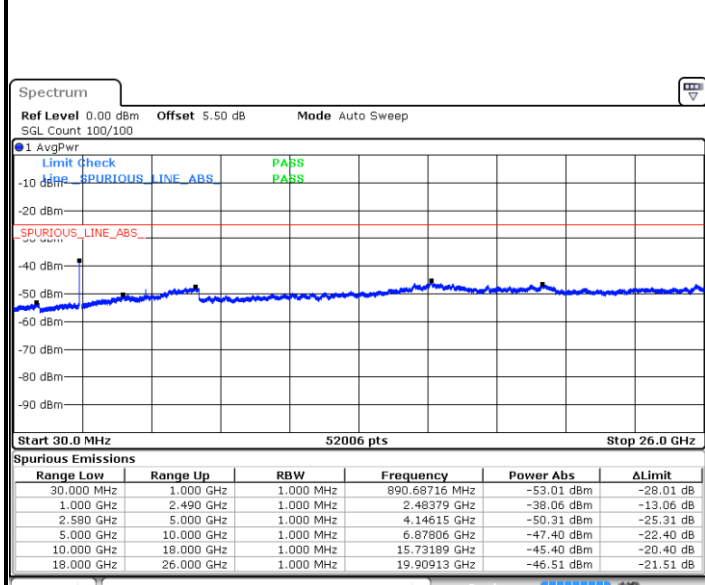
Highest Channel / 16QAM



Date: 10 APR 2018 20:28:54

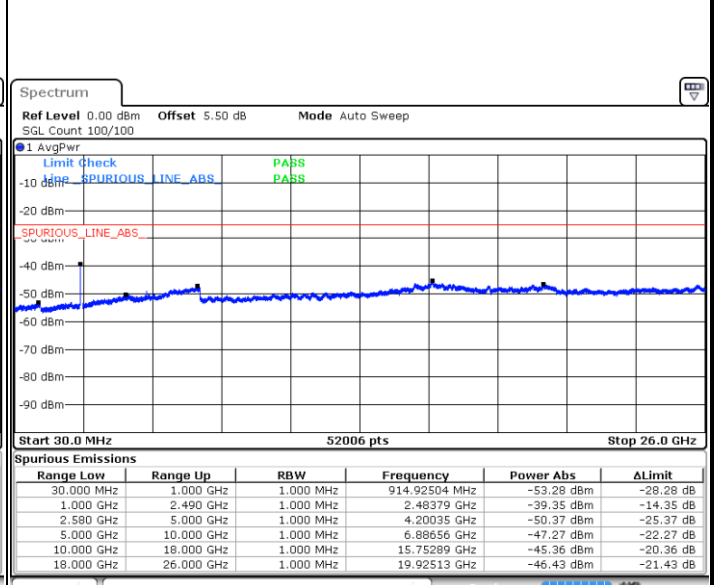
LTE Band 7 / 20MHz

Lowest Channel / QPSK



Date: 10 APR 2018 20:40:49

Lowest Channel / 16QAM



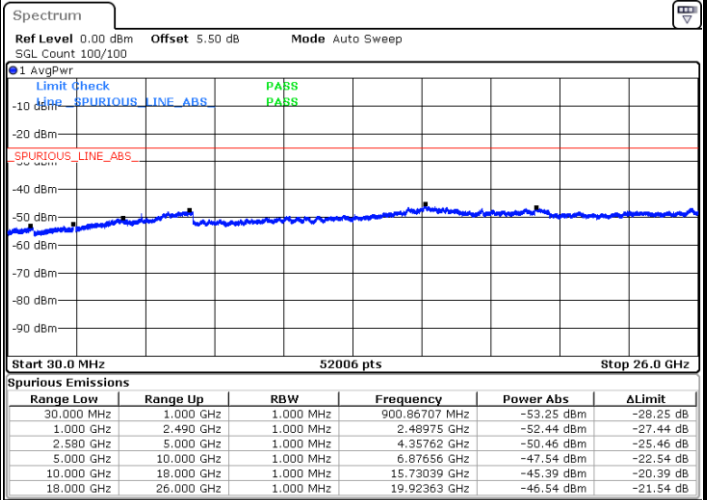
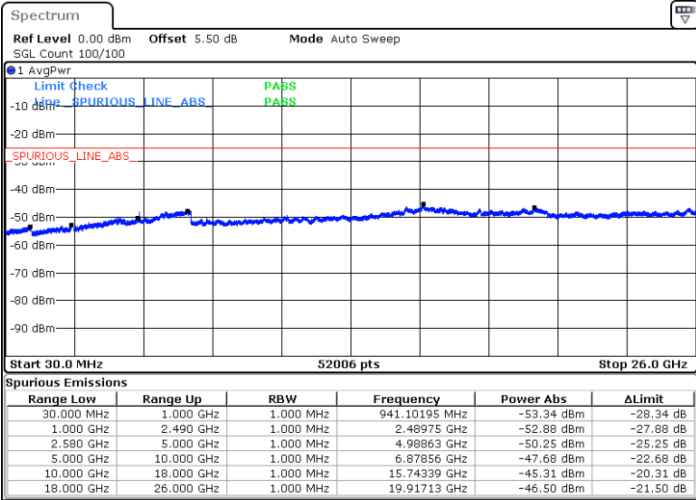
Date: 10 APR 2018 20:41:43



LTE Band 7 / 20MHz

Middle Channel / QPSK

Middle Channel / 16QAM

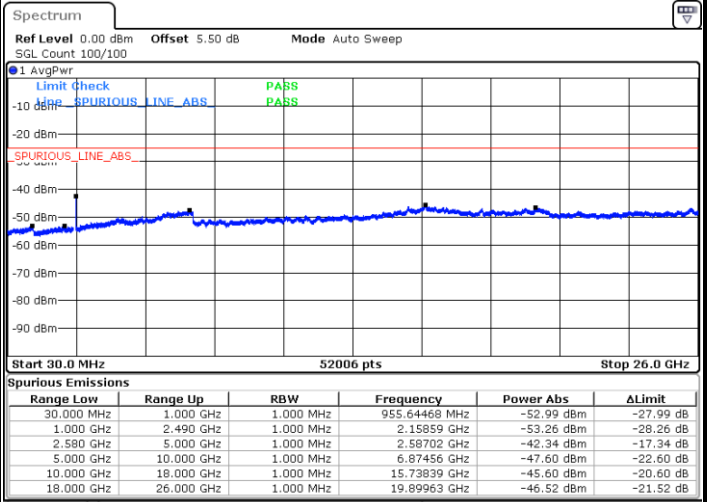
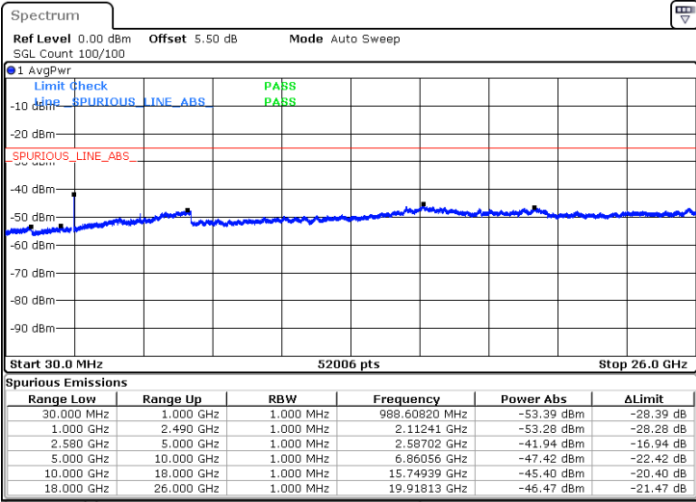


Date: 10 APR 2018 20:43:31

Date: 10 APR 2018 20:42:37

Highest Channel / QPSK

Highest Channel / 16QAM



Date: 10 APR 2018 20:44:24

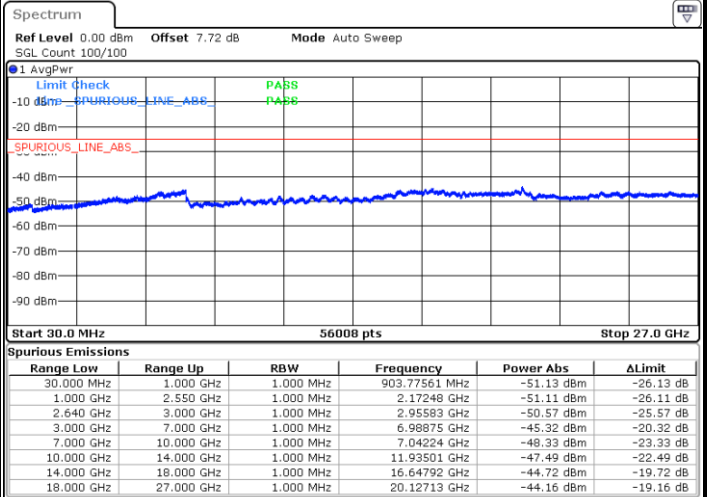
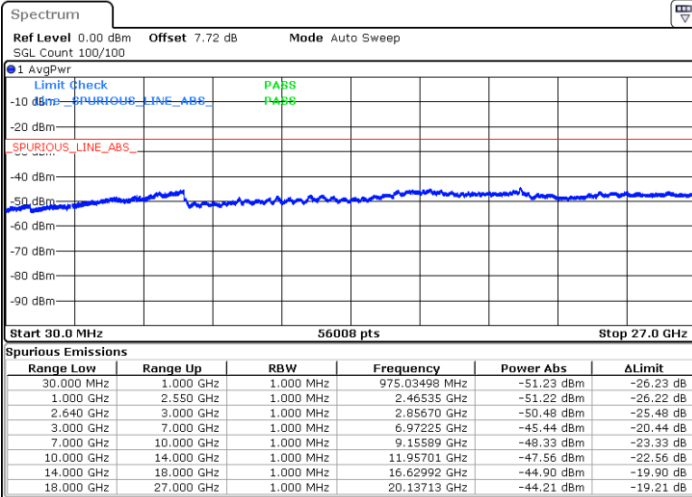
Date: 10 APR 2018 20:45:18



LTE Band 38 / 5MHz

Lowest Channel / QPSK

Lowest Channel / 16QAM

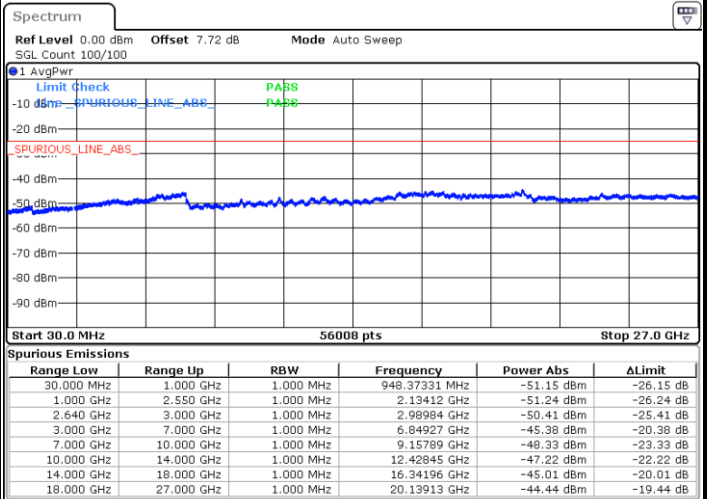
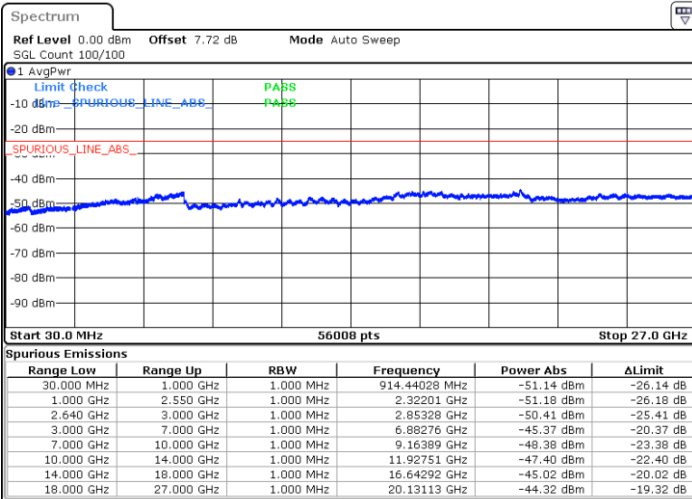


Date: 11.APR.2018 09:31:18

Date: 11.APR.2018 09:32:14

Middle Channel / QPSK

Middle Channel / 16QAM



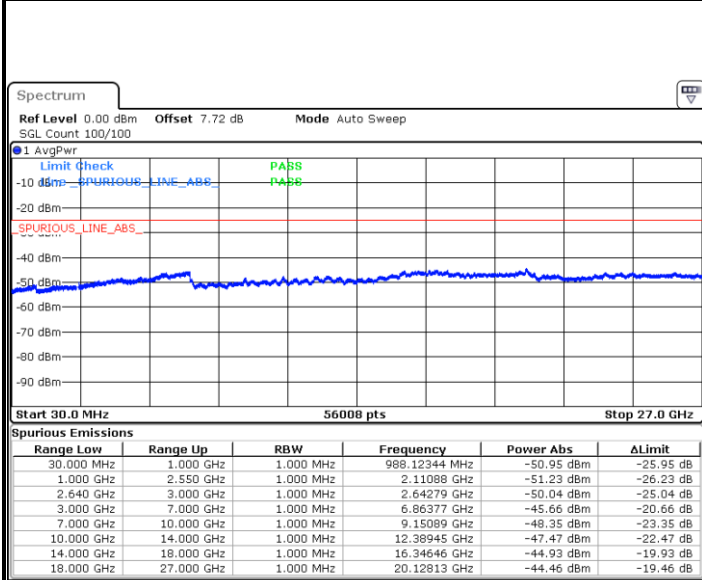
Date: 11.APR.2018 09:33:10

Date: 11.APR.2018 09:34:05



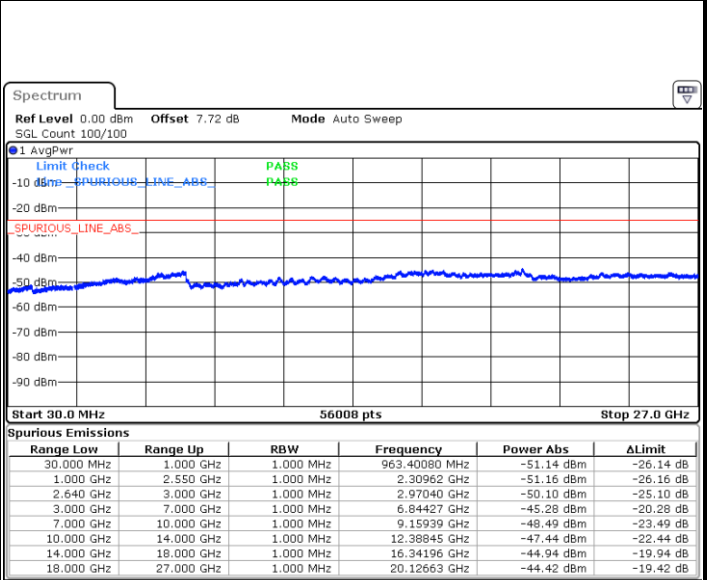
LTE Band 38 / 5MHz

Highest Channel / QPSK



Date: 11 APR 2018 09:35:01

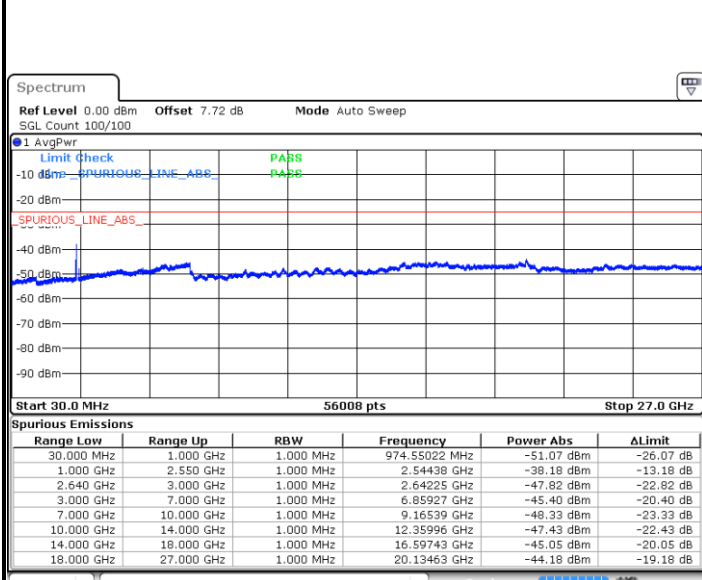
Highest Channel / 16QAM



Date: 11 APR 2018 09:35:57

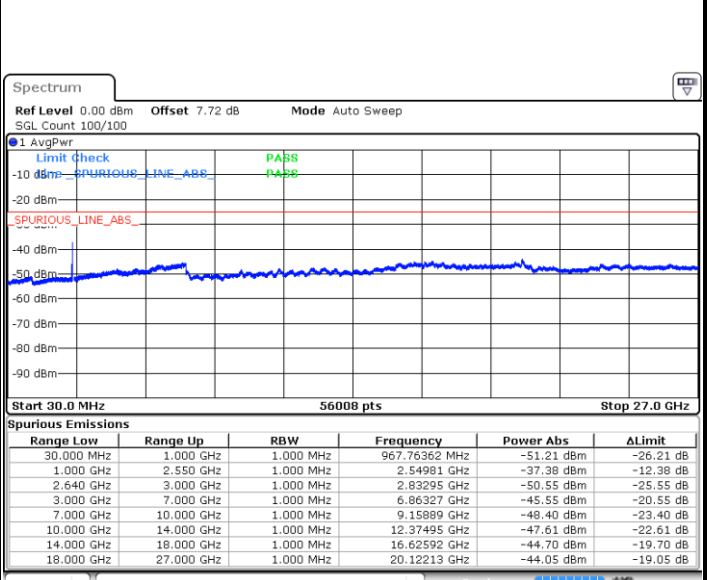
LTE Band 38 / 10MHz

Lowest Channel / QPSK



Date: 11 APR 2018 09:36:52

Lowest Channel / 16QAM

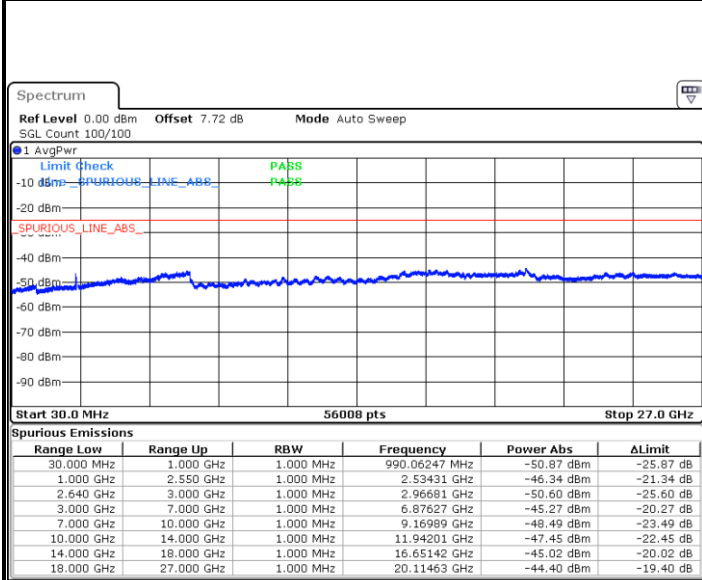


Date: 11 APR 2018 09:37:48



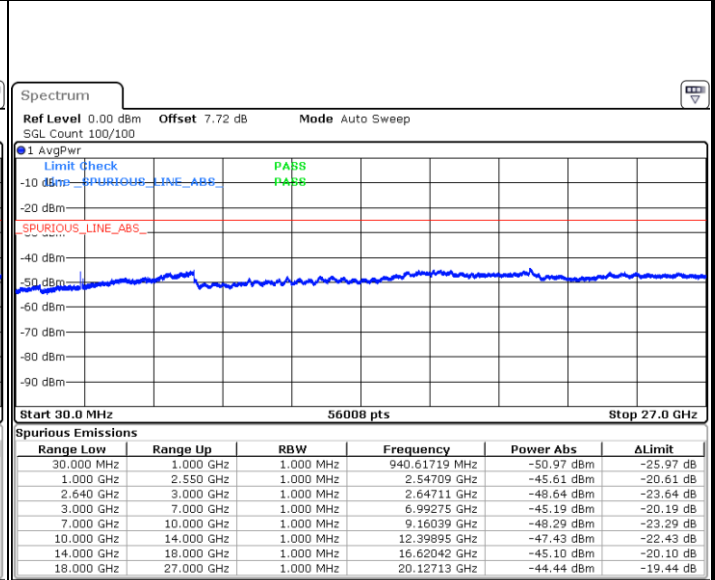
LTE Band 38 / 10MHz

Middle Channel / QPSK



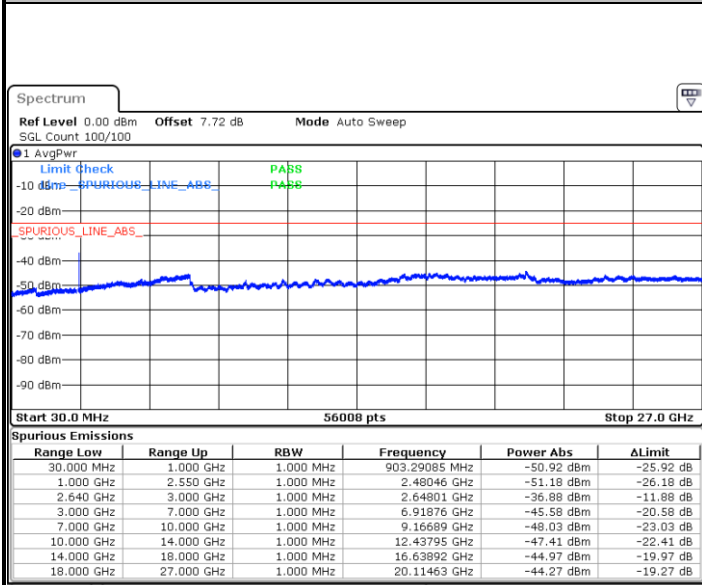
Date: 11 APR 2018 09:38:43

Middle Channel / 16QAM



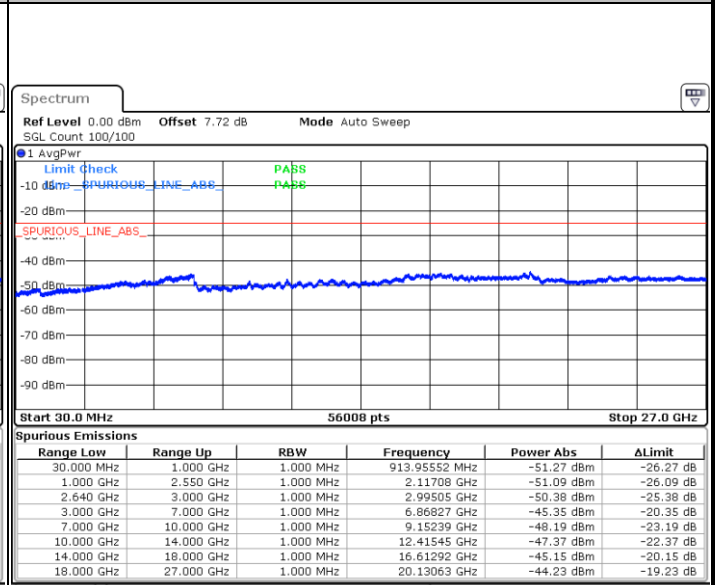
Date: 11 APR 2018 09:39:39

Highest Channel / QPSK



Date: 11 APR 2018 09:40:34

Highest Channel / 16QAM



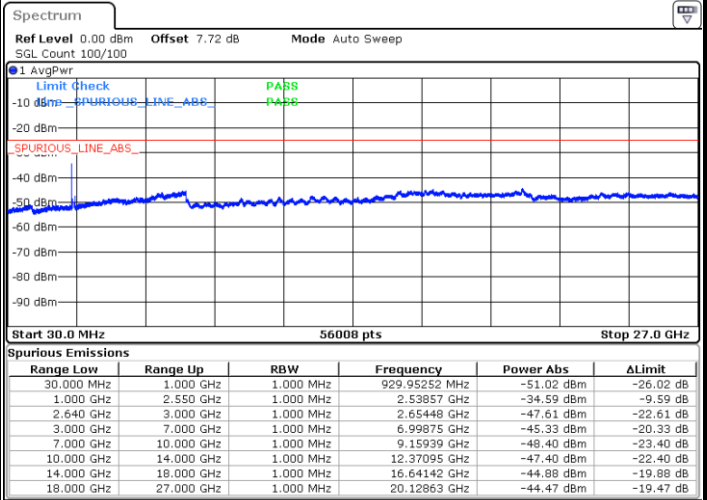
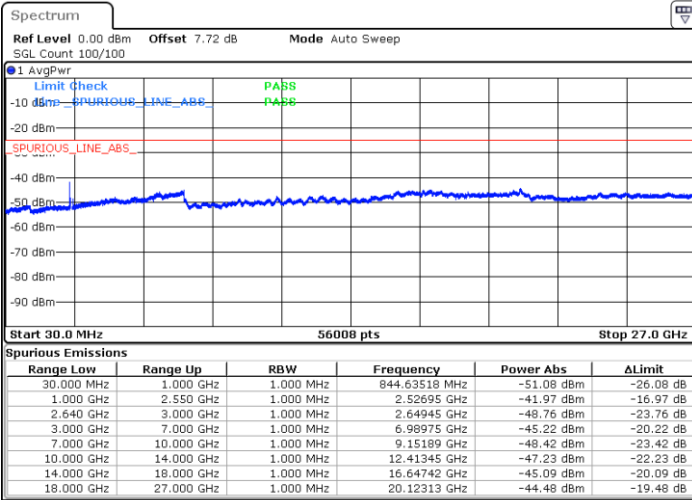
Date: 11 APR 2018 09:41:30



LTE Band 38 / 15MHz

Lowest Channel / QPSK

Lowest Channel / 16QAM

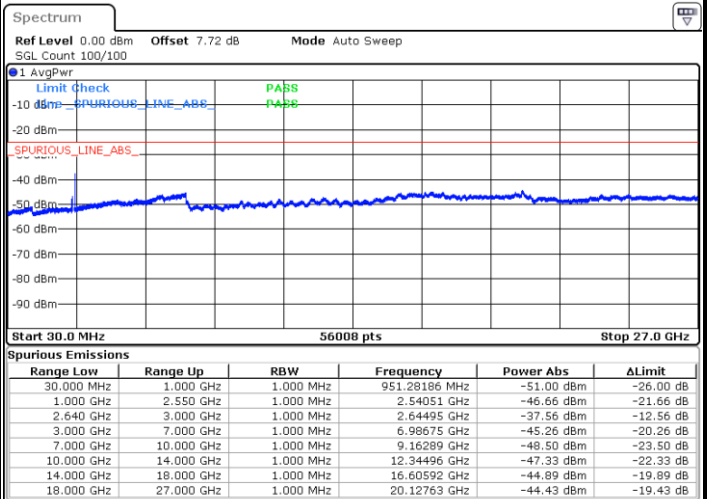
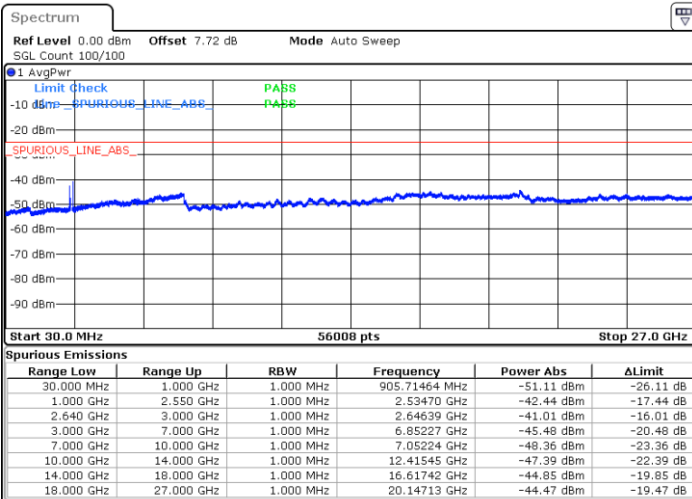


Date: 11.APR.2018 09:42:25

Date: 11.APR.2018 09:43:21

Middle Channel / QPSK

Middle Channel / 16QAM



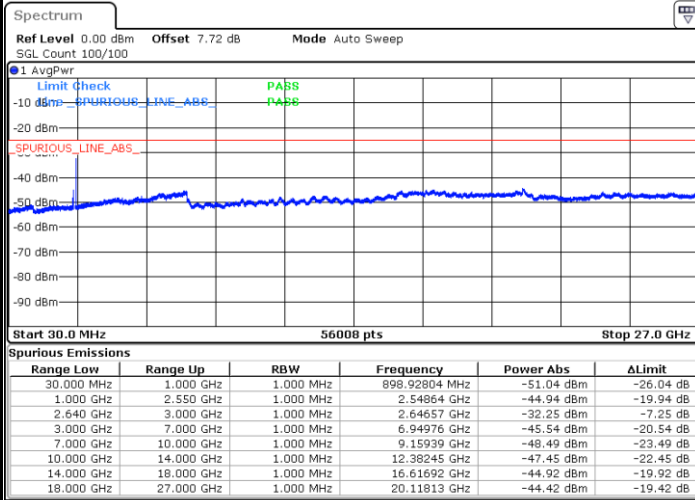
Date: 11.APR.2018 09:44:16

Date: 11.APR.2018 09:45:12



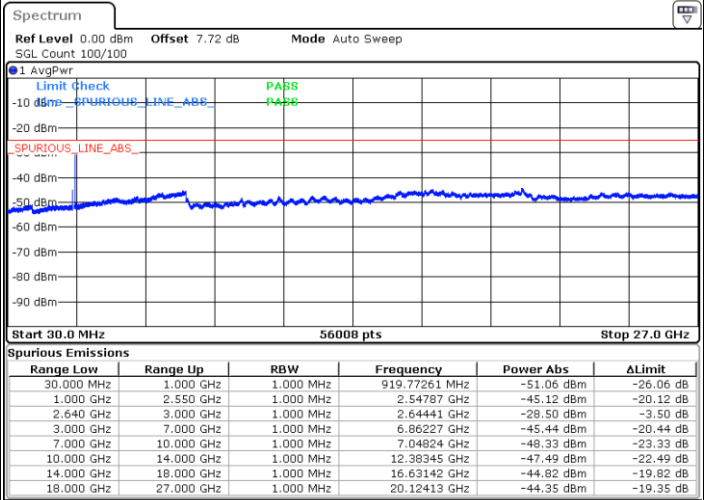
LTE Band 38 / 15MHz

Highest Channel / QPSK



Date: 11 APR 2018 09:46:07

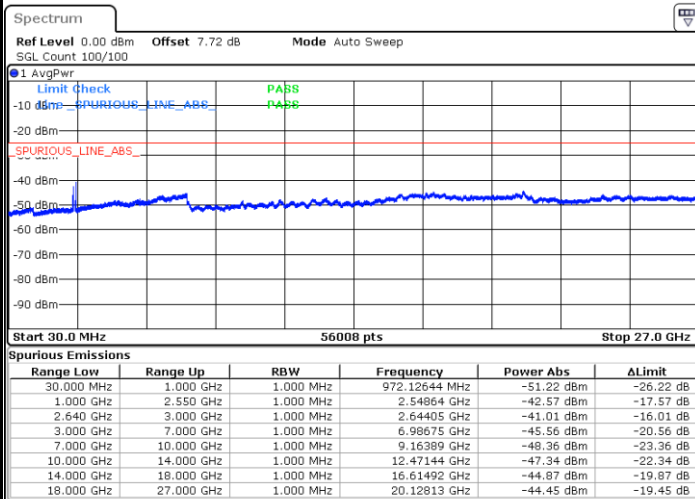
Highest Channel / 16QAM



Date: 11 APR 2018 09:47:03

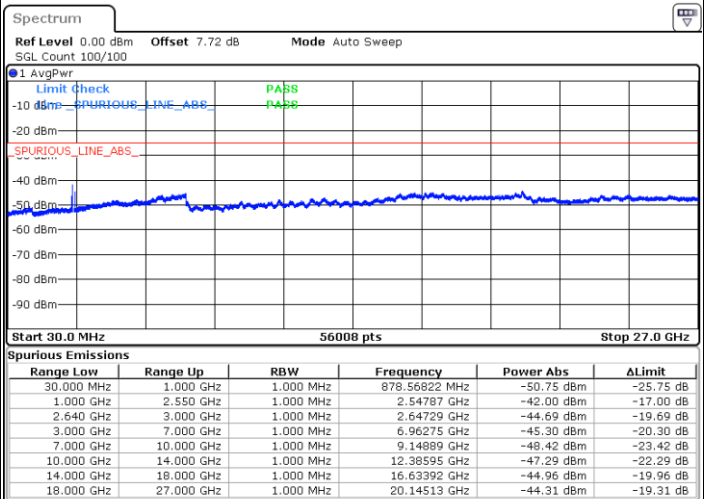
LTE Band 38 / 20MHz

Lowest Channel / QPSK



Date: 11 APR 2018 09:47:59

Lowest Channel / 16QAM



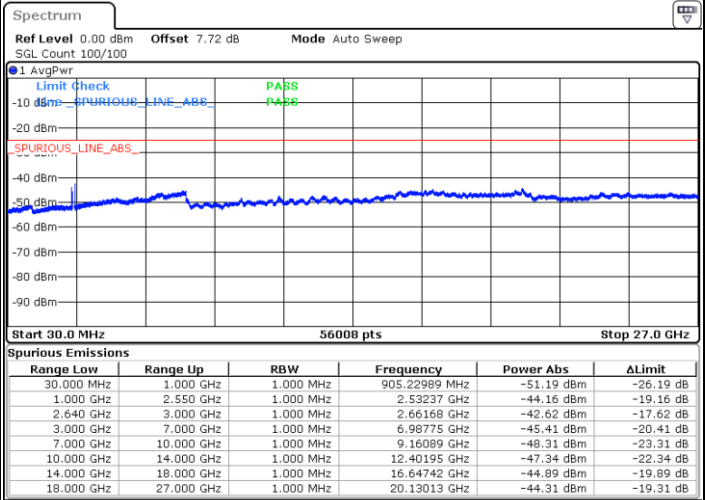
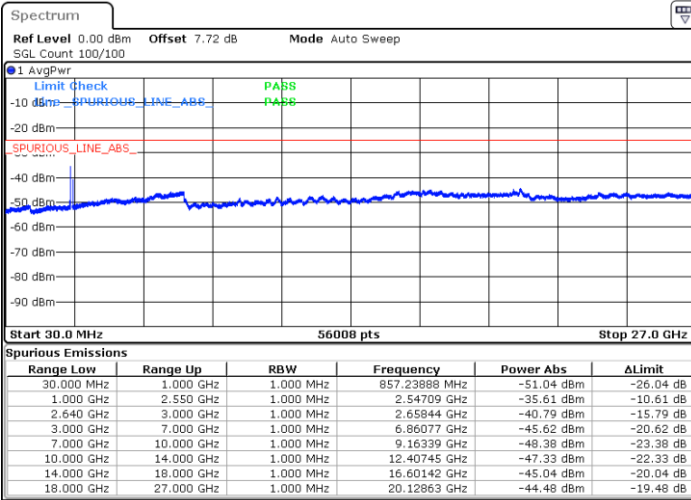
Date: 11 APR 2018 09:48:54



LTE Band 38 / 20MHz

Middle Channel / QPSK

Middle Channel / 16QAM

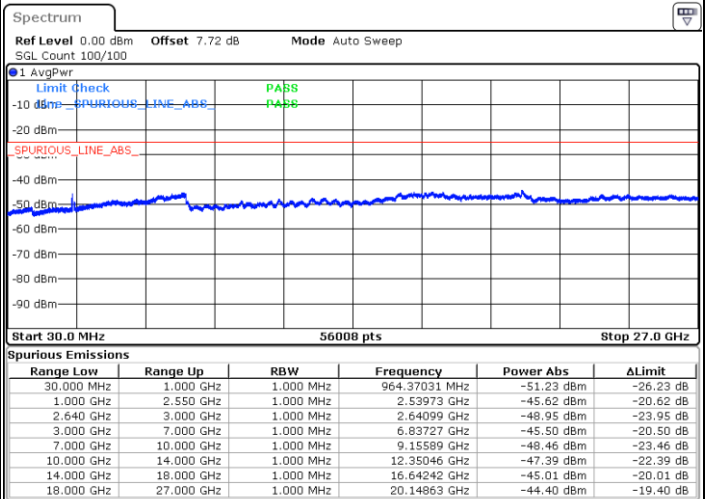
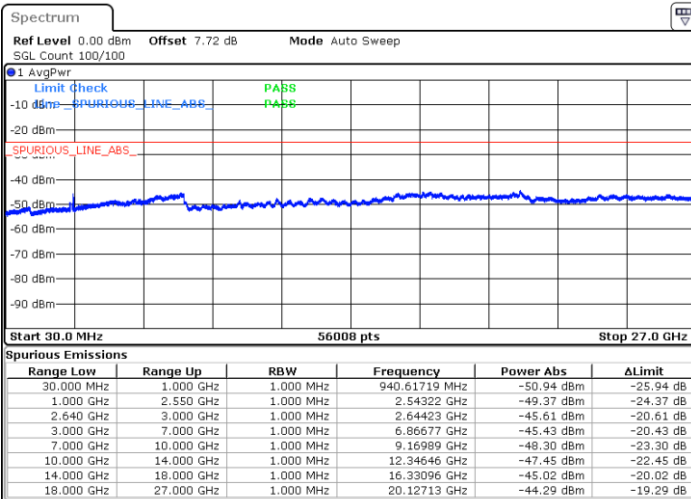


Date: 11.APR.2018 09:49:50

Date: 11.APR.2018 09:50:45

Highest Channel / QPSK

Highest Channel / 16QAM



Date: 11.APR.2018 09:51:41

Date: 11.APR.2018 09:52:37



Frequency Stability

Test Conditions		LTE Band 2 (QPSK) / Middle Channel	Limit
Temperature (°C)	Voltage (Volt)	BW 10MHz	Note 2.
		Deviation (ppm)	Result
50	Normal Voltage	0.0011	PASS
40	Normal Voltage	0.0005	
30	Normal Voltage	0.0019	
20(Ref.)	Normal Voltage	0.0000	
10	Normal Voltage	0.0003	
0	Normal Voltage	0.0022	
-10	Normal Voltage	0.0026	
-20	Normal Voltage	0.0003	
-30	Normal Voltage	0.0027	
20	Maximum Voltage	0.0003	
20	Normal Voltage	0.0001	
20	Battery End Point	0.0022	

Note:

1. Normal Voltage =3.85 V. ; Battery End Point (BEP) =3.6 V. ; Maximum Voltage =4.4 V.
2. Note: The frequency fundamental emissions stay within the authorized frequency block.



Test Conditions		LTE Band 4 (QPSK) / Middle Channel	Limit
Temperature (°C)	Voltage (Volt)	BW 10MHz	Note 2.
		Deviation (ppm)	Result
50	Normal Voltage	0.0029	PASS
40	Normal Voltage	0.0024	
30	Normal Voltage	0.0013	
20(Ref.)	Normal Voltage	0.0000	
10	Normal Voltage	0.0031	
0	Normal Voltage	0.0018	
-10	Normal Voltage	0.0006	
-20	Normal Voltage	0.0020	
-30	Normal Voltage	0.0021	
20	Maximum Voltage	0.0010	
20	Normal Voltage	0.0026	
20	Battery End Point	0.0005	

Note:

1. Normal Voltage =3.85 V. ; Battery End Point (BEP) =3.6 V. ; Maximum Voltage =4.4 V.
2. Note: The frequency fundamental emissions stay within the authorized frequency block.



Test Conditions		LTE Band 5 (QPSK) / Middle Channel	Limit
Temperature (°C)	Voltage (Volt)	BW 10MHz	2.5ppm
		Deviation (ppm)	Result
50	Normal Voltage	0.0051	PASS
40	Normal Voltage	0.0061	
30	Normal Voltage	0.0032	
20(Ref.)	Normal Voltage	0.0000	
10	Normal Voltage	0.0048	
0	Normal Voltage	0.0059	
-10	Normal Voltage	0.0047	
-20	Normal Voltage	0.0018	
-30	Normal Voltage	0.0054	
20	Maximum Voltage	0.0023	
20	Normal Voltage	0.0050	
20	Battery End Point	0.0005	

Note: Normal Voltage =3.85 V. ; Battery End Point (BEP) =3.6 V. ; Maximum Voltage =4.4 V.



Test Conditions		LTE Band 7 (QPSK) / Middle Channel	Limit
Temperature (°C)	Voltage (Volt)	BW 10MHz	Note 2.
		Deviation (ppm)	Result
50	Normal Voltage	0.0027	PASS
40	Normal Voltage	0.0024	
30	Normal Voltage	0.0004	
20(Ref.)	Normal Voltage	0.0000	
10	Normal Voltage	0.0020	
0	Normal Voltage	0.0027	
-10	Normal Voltage	0.0002	
-20	Normal Voltage	0.0004	
-30	Normal Voltage	0.0007	
20	Maximum Voltage	0.0005	
20	Normal Voltage	0.0024	
20	Battery End Point	0.0028	

Note:

1. Normal Voltage =3.85 V. ; Battery End Point (BEP) =3.6 V. ; Maximum Voltage =4.4 V.
2. Note: The frequency fundamental emissions stay within the authorized frequency block.



Test Conditions		LTE Band 38 (QPSK) / Middle Channel	Limit
Temperature (°C)	Voltage (Volt)	BW 10MHz	Note 2.
		Deviation (ppm)	Result
50	Normal Voltage	0.0004	PASS
40	Normal Voltage	0.0019	
30	Normal Voltage	0.0005	
20(Ref.)	Normal Voltage	0.0000	
10	Normal Voltage	0.0011	
0	Normal Voltage	0.0015	
-10	Normal Voltage	0.0003	
-20	Normal Voltage	0.0014	
-30	Normal Voltage	0.0001	
20	Maximum Voltage	0.0020	
20	Normal Voltage	0.0003	
20	Battery End Point	0.0011	

Note:

1. Normal Voltage =3.85V. ; Battery End Point (BEP) =3.6 V. ; Maximum Voltage =4.4 V.
2. Note: The frequency fundamental emissions stay within the authorized frequency block.



Appendix B. Test Results of Radiated Test

Radiated Spurious Emission

LTE Band 2 / 20MHz / QPSK									
Channel	Frequency (MHz)	EIRP (dBm)	Limit (dBm)	Over Limit (dB)	SPA Reading (dBm)	S.G. Power (dBm)	TX Cable loss (dB)	TX Antenna Gain (dBi)	Polarization (H/V)
Middle	3742.18	-43.58	-13	-30.58	-67.02	-50.33	5.85	12.60	H
	5613.27	-39.41	-13	-26.41	-66.75	-45.21	7.30	13.10	H
	7484.36	-44.16	-13	-31.16	-75.60	-47.31	8.35	11.50	H
	3742.18	-46.65	-13	-33.65	-69.36	-53.40	5.85	12.60	V
	5613.27	-44.22	-13	-31.22	-70.91	-50.02	7.30	13.10	V
	7484.36	-42.05	-13	-29.05	-72.85	-45.20	8.35	11.50	V

Remark: Spurious emissions within 30-1000MHz were found more than 20dB below limit line.

LTE Band 4 / 20MHz / QPSK									
Channel	Frequency (MHz)	EIRP (dBm)	Limit (dBm)	Over Limit (dB)	SPA Reading (dBm)	S.G. Power (dBm)	TX Cable loss (dB)	TX Antenna Gain (dBi)	Polarization (H/V)
Middle	3447.18	-51.48	-13	-38.48	-72.22	-58.33	5.65	12.50	H
	5170.77	-38.73	-13	-25.73	-65.82	-44.40	7.13	12.80	H
	6894.36	-47.33	-13	-34.33	-76.45	-50.73	8.40	11.80	H
	8617.5	-40.71	-13	-27.71	-73.92	-43.56	8.75	11.60	H
	3447.18	-56.11	-13	-43.11	-76.36	-62.96	5.65	12.50	V
	5170.77	-43.32	-13	-30.32	-69.48	-48.99	7.13	12.80	V
	6894.36	-46.74	-13	-33.74	-75.27	-50.14	8.40	11.80	V
	8617.5	-42.42	-13	-29.42	-75.43	-45.27	8.75	11.60	V

Remark: Spurious emissions within 30-1000MHz were found more than 20dB below limit line.



LTE Band 5 / 10MHz / QPSK									
Channel	Frequency (MHz)	ERP (dBm)	Limit (dBm)	Over Limit (dB)	SPA Reading (dBm)	S.G. Power (dBm)	TX Cable loss (dB)	TX Antenna Gain (dBi)	Polarization (H/V)
Middle	1664.18	-61.93	-13	-48.93	-75.36	-65.18	4.00	9.40	H
	2496.27	-52.63	-13	-39.63	-71.44	-56.20	4.88	10.60	H
	3328.36	-56.56	-13	-43.56	-77.60	-61.49	5.52	12.60	H
	1664.18	-62.76	-13	-49.76	-75.68	-66.01	4.00	9.40	V
	2496.27	-56.36	-13	-43.36	-74.99	-59.93	4.88	10.60	V
	3328.36	-56.87	-13	-43.87	-77.49	-61.80	5.52	12.60	V

Remark: Spurious emissions within 30-1000MHz were found more than 20dB below limit line.

LTE Band 7 / 15MHz / QPSK									
Channel	Frequency (MHz)	EIRP (dBm)	Limit (dBm)	Over Limit (dB)	SPA Reading (dBm)	S.G. Power (dBm)	TX Cable loss (dB)	TX Antenna Gain (dBi)	Polarization (H/V)
Middle	5056.68	-50.83	-25	-25.83	-77.52	-56.39	7.14	12.70	H
	7585.02	-46.63	-25	-21.63	-77.38	-49.93	8.30	11.60	H
	10113.36	-44.37	-25	-19.37	-78.70	-45.89	10.48	12.00	H
	5056.68	-51.99	-25	-26.99	-78.19	-57.55	7.14	12.70	V
	7585.02	-46.75	-25	-21.75	-76.98	-50.05	8.30	11.60	V
	10113.36	-43.12	-25	-18.12	-78.55	-44.64	10.48	12.00	V

Remark: Spurious emissions within 30-1000MHz were found more than 20dB below limit line.

LTE Band 38 / 15MHz / QPSK									
Channel	Frequency (MHz)	EIRP (dBm)	Limit (dBm)	Over Limit (dB)	SPA Reading (dBm)	S.G. Power (dBm)	TX Cable loss (dB)	TX Antenna Gain (dBi)	Polarization (H/V)
Middle	5176.50	-46.29	-25	-21.29	-73.41	-51.85	7.14	12.70	H
	7764.75	-47.72	-25	-22.72	-78.70	-51.02	8.30	11.60	H
	10353.00	-44.02	-25	-19.02	-79.17	-45.54	10.48	12.00	H
	5176.50	-48.96	-25	-23.96	-75.08	-54.52	7.14	12.70	V
	7764.75	-43.92	-25	-18.92	-74.36	-47.22	8.30	11.60	V
	10353.00	-43.14	-25	-18.14	-78.82	-44.66	10.48	12.00	V

Remark: Spurious emissions within 30-1000MHz were found more than 20dB below limit line.