

---

## MPE REPORT

---

Report No.: SRTC2021-9004(F)-21071201(I)

Product Name: 2.4Ghz WIFI+Bluetooth dual-mode module

Product Model: MHCWBT1P-B

Applicant: Xiaomi Communications Co.,Ltd.

Manufacturer: Xiaomi Communications Co.,Ltd.

Specification: FCC Part §2.1091, §2.1093, §1.1307(b), §1.1310 (2019)

FCC ID: 2AFZZ- MHCWBT1P-B

The State Radio\_monitoring\_center Testing Center (SRTC)

15th Building, No.30 Shixing Street, Shijingshan District,

Beijing, P.R.China

Tel: 86-10-57996183 Fax: 86-10-57996388

## CONTENTS

<b>1 GENERAL INFORMATION .....</b>	<b>2</b>
1.1 NOTES OF THE TEST REPORT .....	2
1.2 INFORMATION ABOUT THE TESTING LABORATORY .....	2
1.3 APPLICANT’S DETAILS .....	2
1.4 MANUFACTURER’S DETAILS .....	2
<b>2 DESCRIPTION OF THE DEVICE UNDER TEST .....</b>	<b>3</b>
2.1 FINAL EQUIPMENT BUILD STATUS .....	3
<b>3 REFERENCE SPECIFICATION .....</b>	<b>4</b>
<b>4 RESULT SUMMARY .....</b>	<b>5</b>
<b>5 TEST RESULTS .....</b>	<b>6</b>
5.1 AVERAGE POWER OUTPUT TEST RESULT .....	6
5.2 CALCULATION RESULT .....	7

## **1 GENERAL INFORMATION**

### **1.1 Notes of the test report**

The test report may only be reproduced or published in full. Reproduction or publication of extracts from the report requires the prior written permission of The State Radio\_monitoring\_center Testing Center (SRTC). The test results relate only to individual items of the samples which have been tested. The certification and accreditation identifiers used in this report shall not be applicable to the tested or calibrated samples thereof. The manufacturer shall not mark the tested samples or items (or a separate part of the item) with the identifiers of certification and accreditation to mislead relevant parties about the tested samples or items.

### **1.2 Information about the testing laboratory**

Company:	The State Radio_monitoring_center Testing Center (SRTC)
Address:	15th Building, No.30 Shixing Street, Shijingshan District, P.R.China
City:	Beijing
Country or Region:	P.R.China
Contacted person:	Liu Jia
Tel:	+86 10 57996183
Fax:	+86 10 57996388
Email:	liujiaf@srtc.org.cn
Registration number	239125

### **1.3 Applicant's details**

Company:	Xiaomi Communications Co.,Ltd.
Address:	#019, 9th Floor, Building 6, 33Xi'erqi Middle Road, Haidian District, Beijing, China

### **1.4 Manufacturer's details**

Company:	Xiaomi Communications Co.,Ltd.
Address:	#019, 9th Floor, Building 6, 33Xi'erqi Middle Road, Haidian District, Beijing, China

## 2 DESCRIPTION OF THE DEVICE UNDER TEST

### 2.1 Final Equipment Build Status




Frequency Bands	BT/BLE: 2.402GHz~2.480GHz WIFI2.4GHz: 2.412GHz~2.462GHz
Mode	BT:GFSK/π/4DQPSK/8DPSK BLE: GFSK (LE 1Mbps) WIFI2.4GHz: 802.11b/g/n HT20/n HT40
Power Supply	DC Adapter
Hardware Version	v1.1
Software Version	v1.0
IMEI or Sample	#1

### **3 REFERENCE SPECIFICATION**

Specification	Version	Title
2.1091	2019	Radio frequency radiation exposure evaluation: mobile devices.
2.1093	2019	Radio frequency radiation exposure evaluation: portable devices.
1.1307(b)	2019	Actions that may have a significant environmental effect, for which Environmental Assessments (EAs) must be prepared.
1.1310	2019	Radio frequency radiation exposure limits.
KDB447498	October 23, 2015	RF exposure procedures and equipment authorization policies for mobile and portable devices

**4 RESULT SUMMARY**

No.	Test case	FCC reference
1	MPE Calculation	FCC Part §2.1091, FCC Part §2.1093, FCC Part §1.1307(b) FCC Part §1.1310 KDB 447498

This Test Report Is Issued by: Mr. Peng Zhen 	Checked by: Mr. Li Bin 
Tested by: Mr. Du Wei 	Issued date:  20210805

## 5 TEST RESULTS

### 5.1 Average Power Output Test Result

#### Bluetooth

Mode	Frequency(MHz)	Maximum Average power(dBm)
GFSK	2402	2.5
π4DQPSK	2402	2.0
8DPSK	2402	1.5

#### BLE

Mode	Frequency(MHz)	Maximum Average power(dBm)
GFSK(LE 1Mbps)	2402	0.5

#### WiFi 2.4GHz

Mode	Frequency(MHz)	Maximum Average power(dBm)
802.11b	2437	13.5
802.11g	2437	11.5
802.11n HT20	2437	11.0
802.11n HT40	2437	10.5

## 5.2 Calculation result

### FCC LIMITS FOR MAXIMUM PERMISSIBLE EXPOSURE (MPE)

#### (A) Limits for Occupational/Controlled Exposure

Frequency Range (MHz)	Electric Field Strength (E) (V/m)	Magnetic Field Strength (H) (A/m)	Power Density (S) (mW/cm <sup>2</sup> )	Averaging Time  E  <sup>2</sup> ,  H  <sup>2</sup> or S (minutes)
0.3-3.0	614	1.63	*100	6
3.0-30	1842/f	4.89/f	*900/f <sup>2</sup>	6
30-300	61.4	0.163	1.0	6
300-1500	--	--	f/300	6
1500-100,000	--	--	5	6

#### (B) Limits for General Population/Uncontrolled Exposure

Frequency Range (MHz)	Electric Field Strength (E) (V/m)	Magnetic Field Strength (H) (A/m)	Power Density (S) (mW/cm <sup>2</sup> )	Averaging Time  E  <sup>2</sup> ,  H  <sup>2</sup> or S (minutes)
0.3-1.34	614	1.63	*100	30
1.34-30	824/f	2.19/f	*180/f <sup>2</sup>	30
30-300	27.5	0.073	0.2	30
300-1500	--	--	f/1500	30
1500-100,000	--	--	1.0	30

f = frequency in MHz \*Plane-wave equivalent power density



Calculation procedure:

According to §2.1091, §2.1093, §1.1307(b) and §1.1310, systems operating under the provisions of this section shall be operated in a manner that ensures that the public is not exposed to radio frequency energy level in excess of the Commission's guidelines.

The MPE was calculated at 20 cm to show compliance with the power density limit.

The following formula was used to calculate the Power Density:

$$S = PG / (4\pi R^2)$$

Where S = power density in mW/cm<sup>2</sup>

P = transmit power in mW

G = numeric gain of transmit antenna

R = distance (cm)

The calculations in the table below use the highest gain of antenna for client EUT. These calculations represent worst case in terms of the exposure levels.

Band	Freq. (MHz)	Antenna Gain (dBi)	Maximum Power (dBm)	Maximum EIRP (dBm)	Average EIRP (mW)	Power Density at 20cm (mW/cm <sup>2</sup> )	Limit (mW/cm <sup>2</sup> )	Power Density / Limit
BT	2402	2.1	2.5	4.6	2.88	0.001	1.000	0.001
BLE	2402	2.1	0.5	2.6	1.82	0.001	1.000	0.001
WiFi 2.4GHz (802.11b)	2437	2.1	13.5	15.6	36.31	0.007	1.000	0.007

---End of Test Report---