




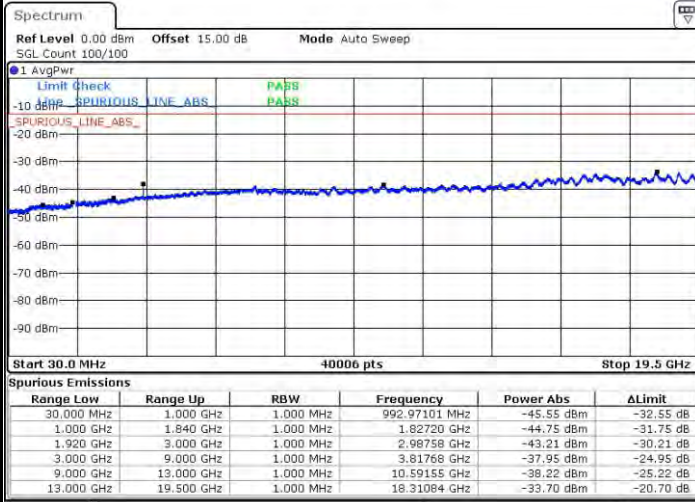
# Conducted Spurious Emission





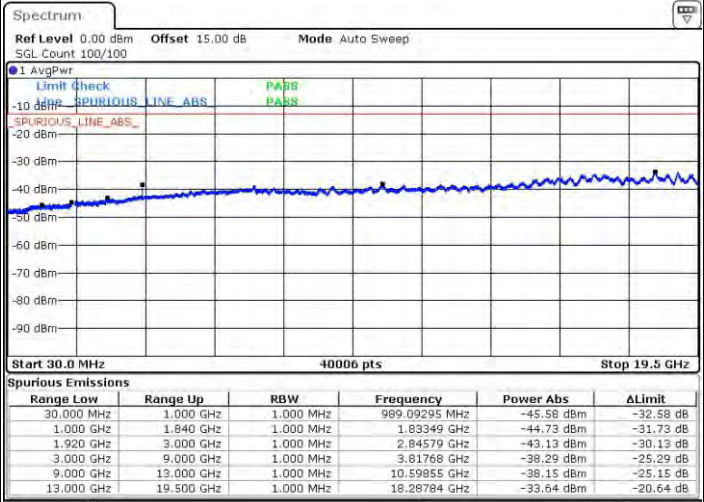
LTE Band 2 / 1.4MHz

Highest Channel / QPSK



Date: 15.OCT.2015 21:13:43

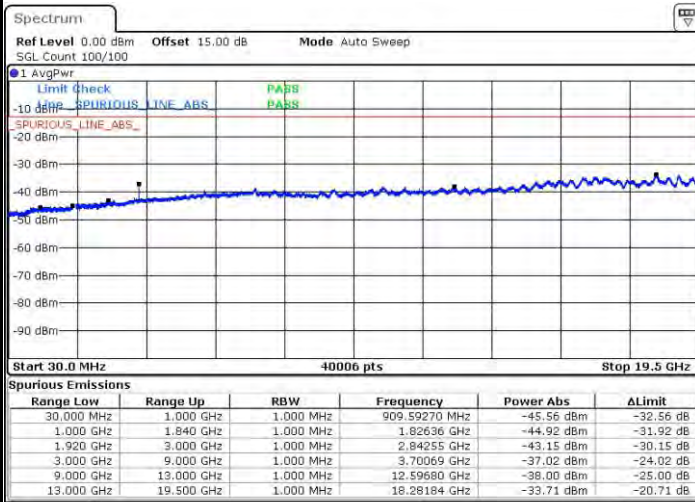
Highest Channel / 16QAM



Date: 15.OCT.2015 21:14:29

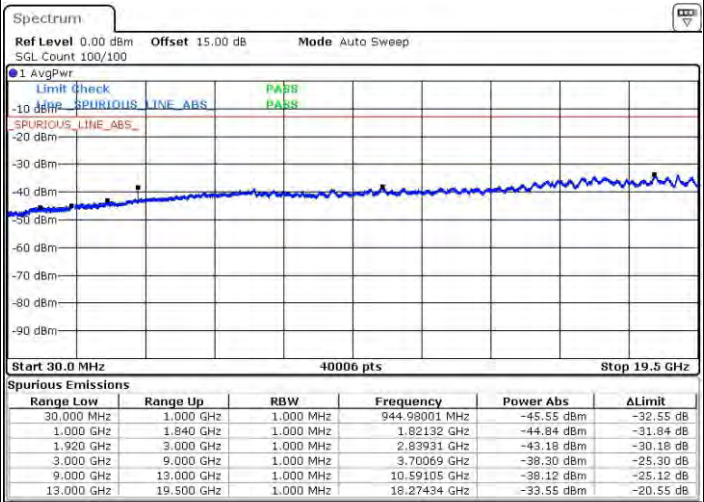
LTE Band 2 / 3MHz

Lowest Channel / QPSK



Date: 15.OCT.2015 20:08:17

Lowest Channel / 16QAM



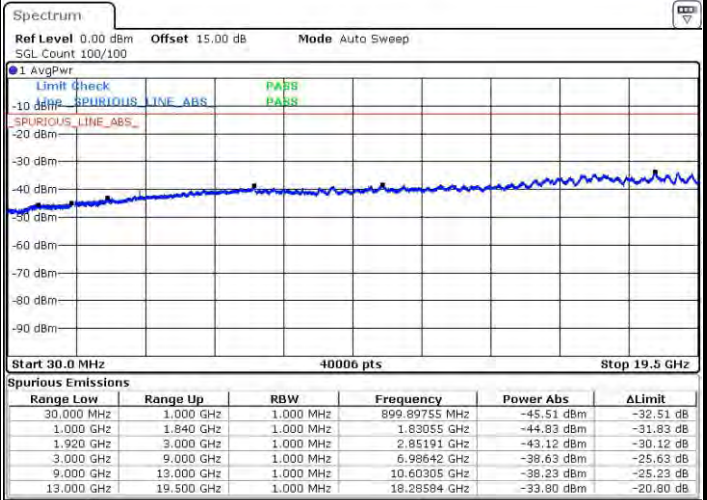
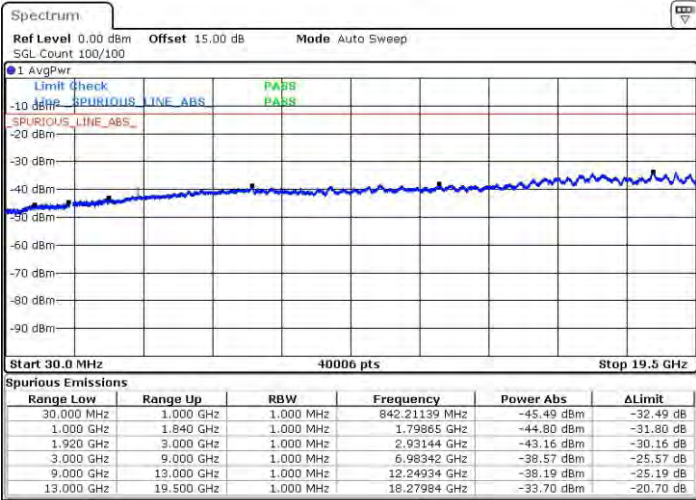
Date: 15.OCT.2015 20:10:13



LTE Band 2 / 3MHz

Middle Channel / QPSK

Middle Channel / 16QAM

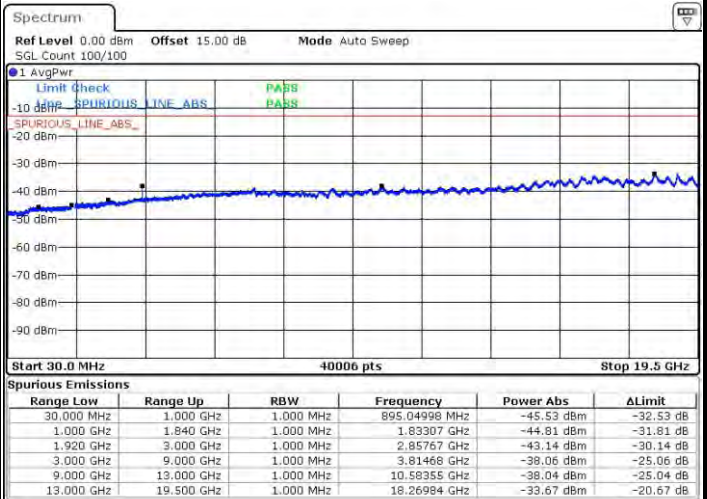
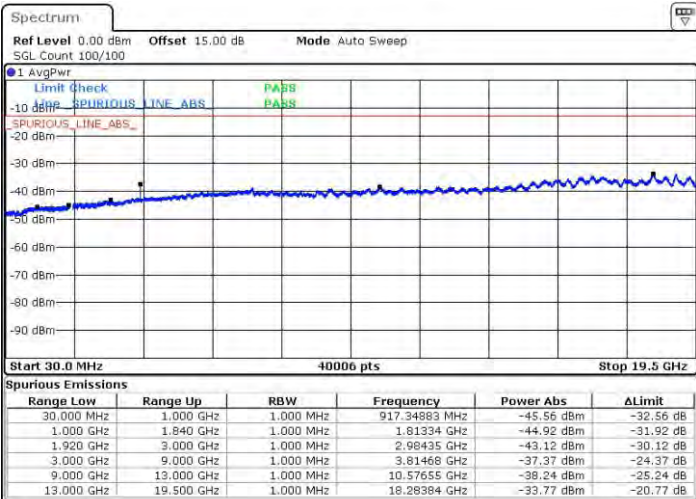


Date: 15.OCT.2015 20:11:51

Date: 15.OCT.2015 20:12:47

Highest Channel / QPSK

Highest Channel / 16QAM



Date: 15.OCT.2015 20:19:04

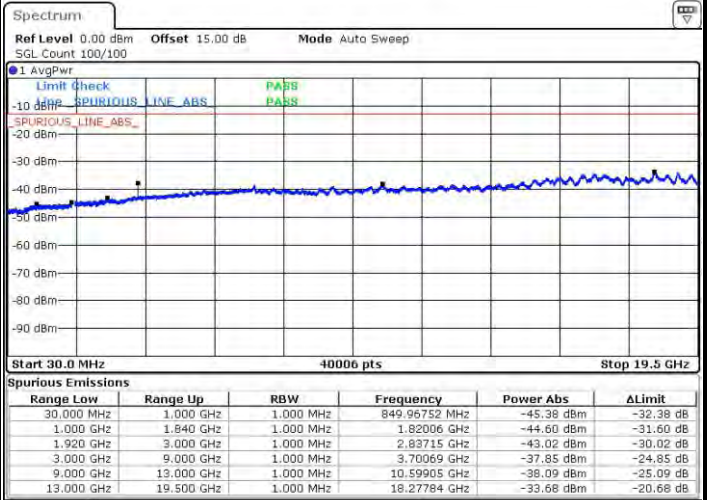
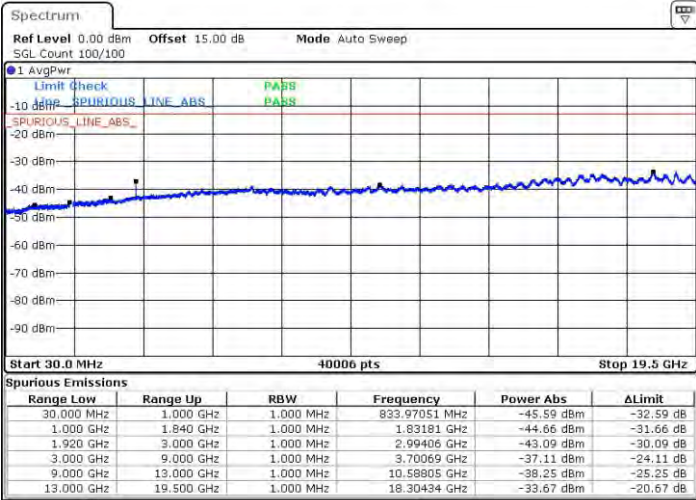
Date: 15.OCT.2015 20:20:00



LTE Band 2 / 5MHz

Lowest Channel / QPSK

Lowest Channel / 16QAM

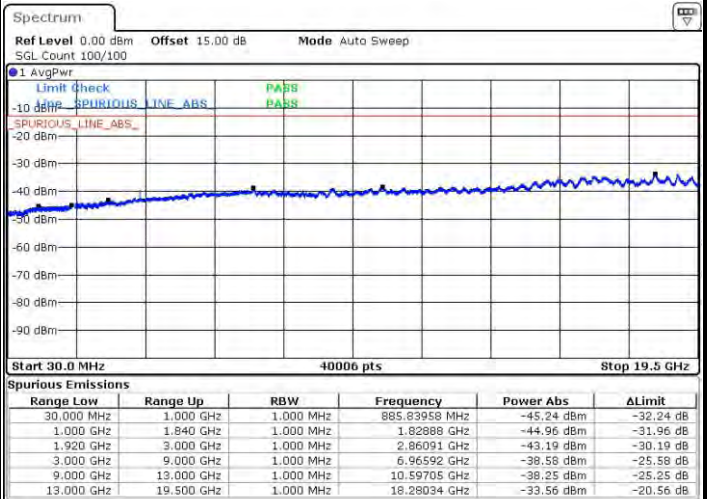
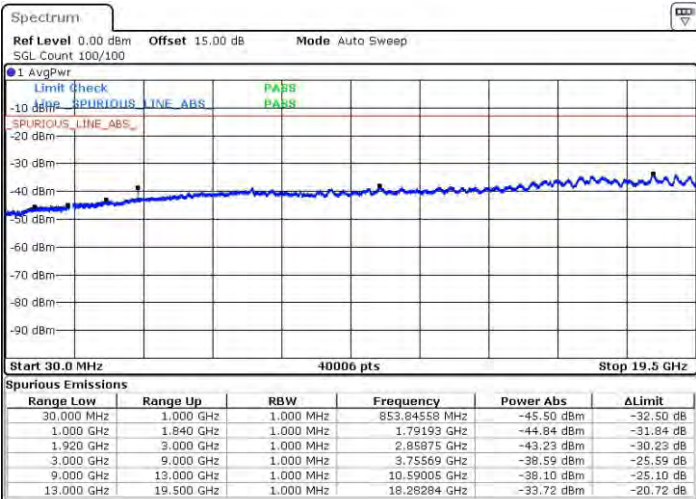


Date: 15.OCT.2015 19:50:37

Date: 15.OCT.2015 19:51:33

Middle Channel / QPSK

Middle Channel / 16QAM



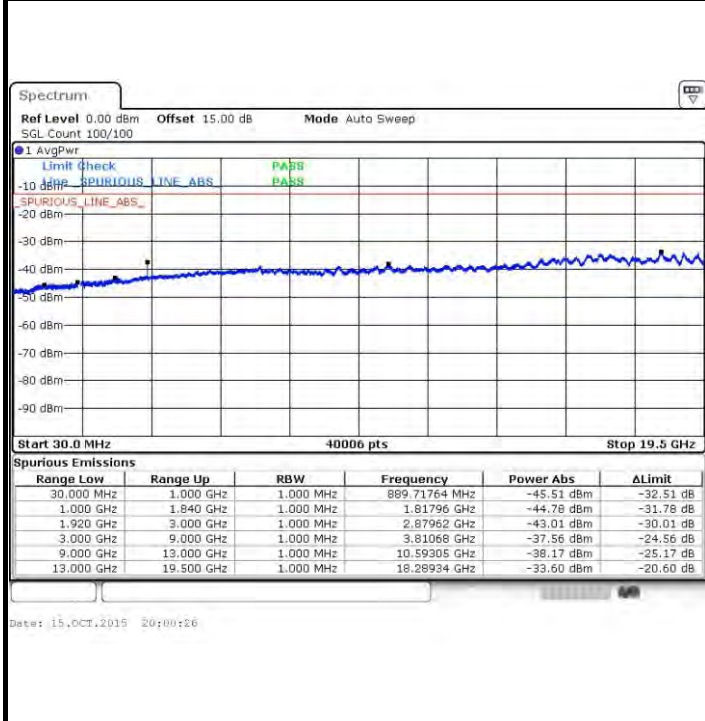
Date: 15.OCT.2015 19:53:13

Date: 15.OCT.2015 19:54:09

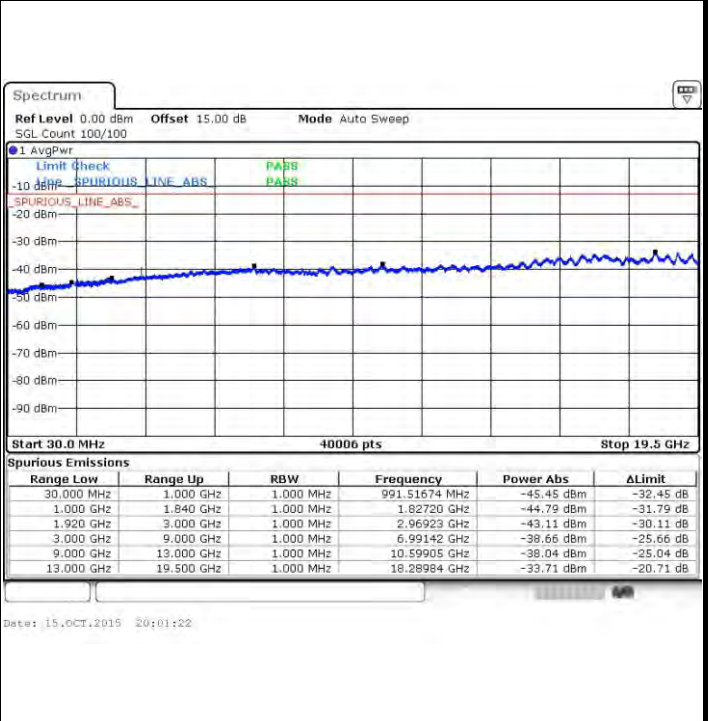


LTE Band 2 / 5MHz

Highest Channel / QPSK

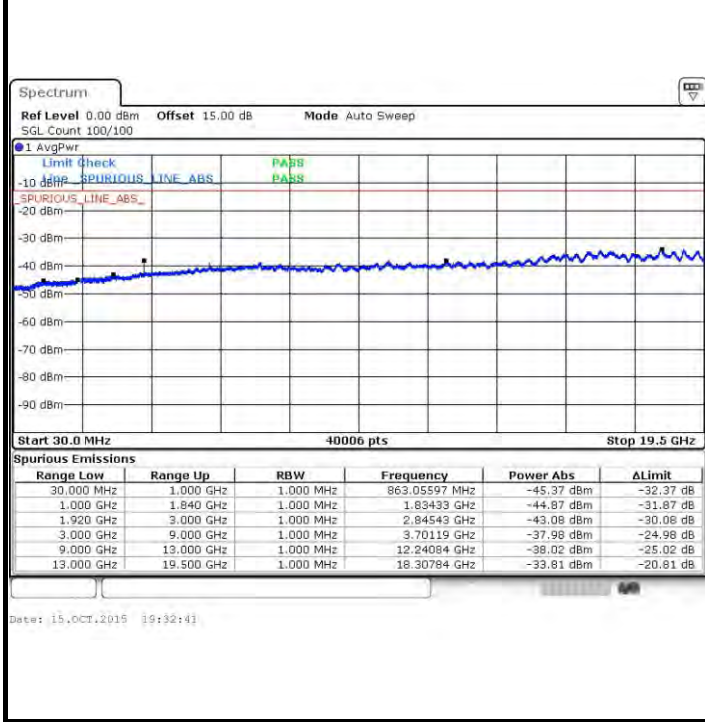


Highest Channel / 16QAM

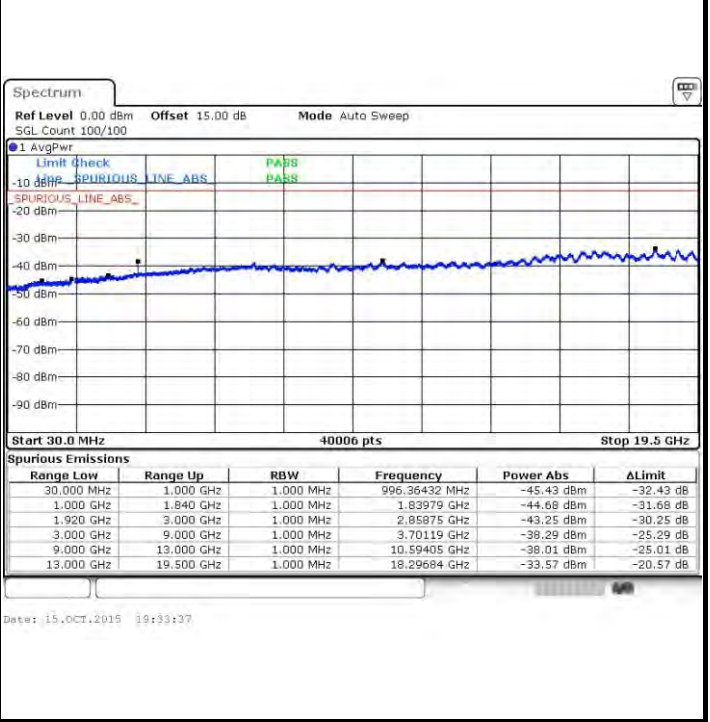


LTE Band 2 / 10MHz

Lowest Channel / QPSK



Lowest Channel / 16QAM

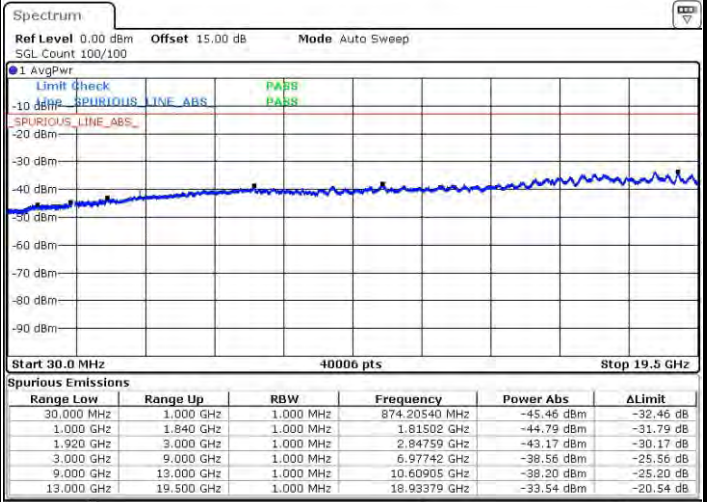
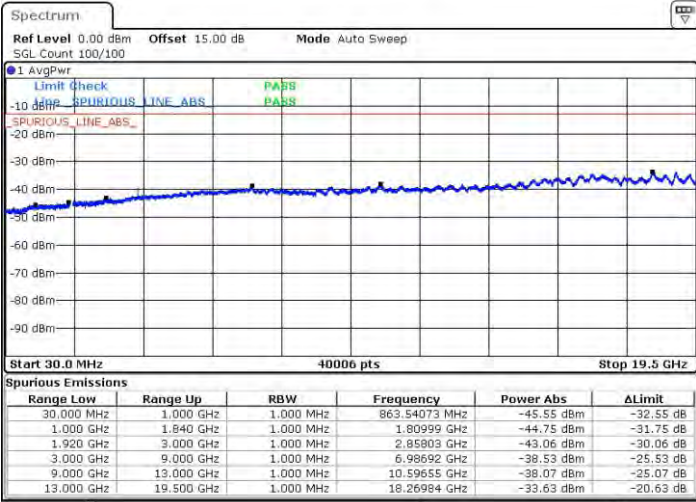




LTE Band 2 / 10MHz

Middle Channel / QPSK

Middle Channel / 16QAM

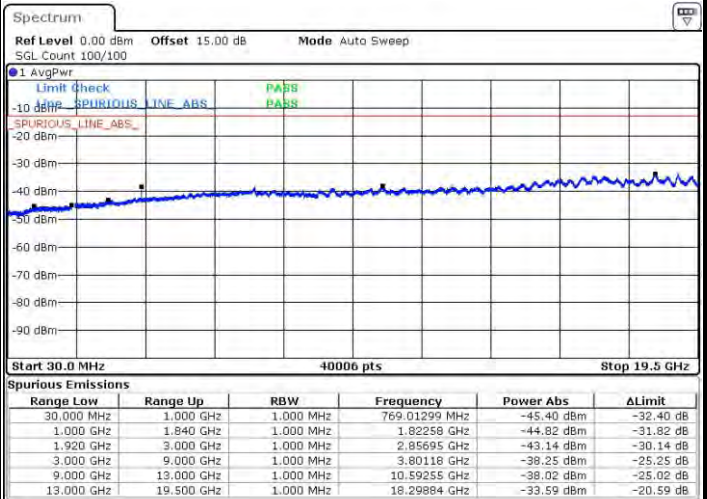
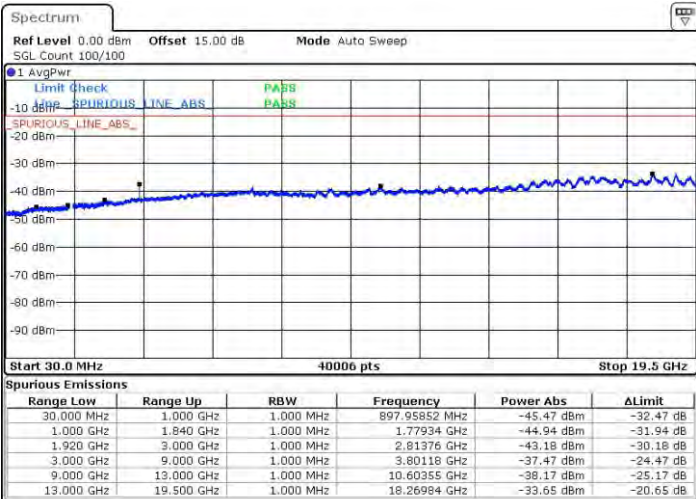


Date: 15.OCT.2015 19:35:16

Date: 15.OCT.2015 19:36:12

Highest Channel / QPSK

Highest Channel / 16QAM



Date: 15.OCT.2015 19:42:30

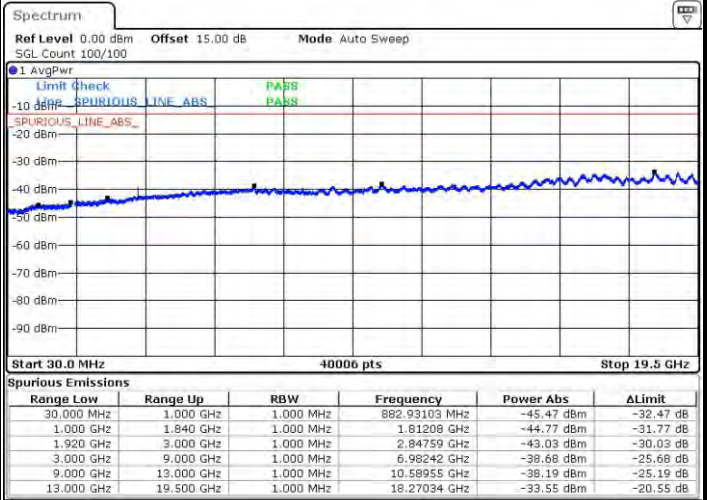
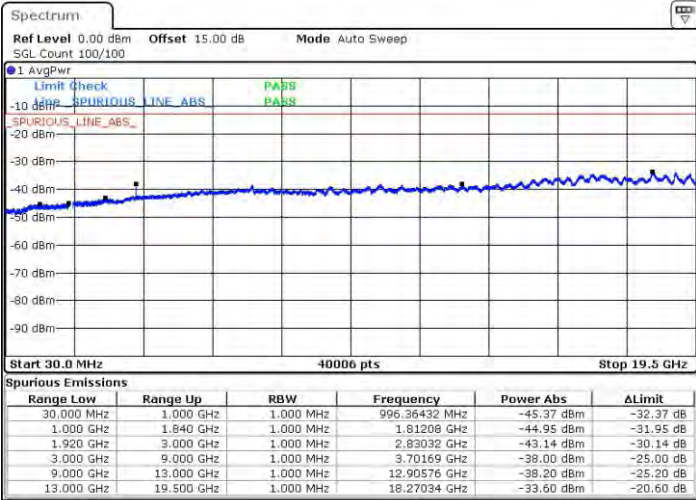
Date: 15.OCT.2015 19:43:26



LTE Band 2 / 15MHz

Lowest Channel / QPSK

Lowest Channel / 16QAM

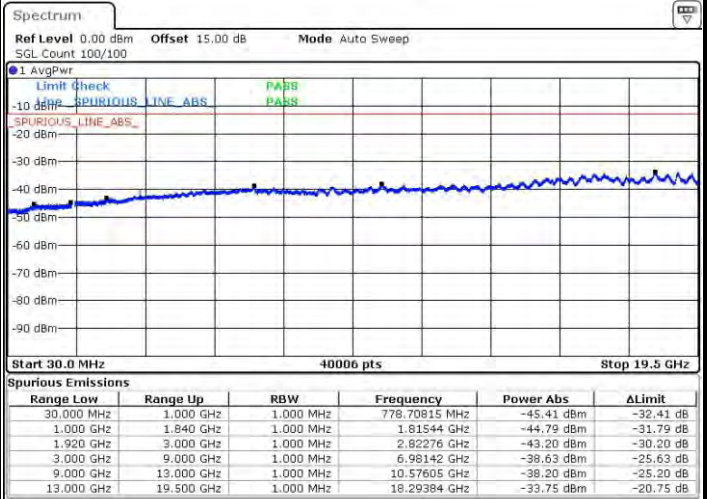
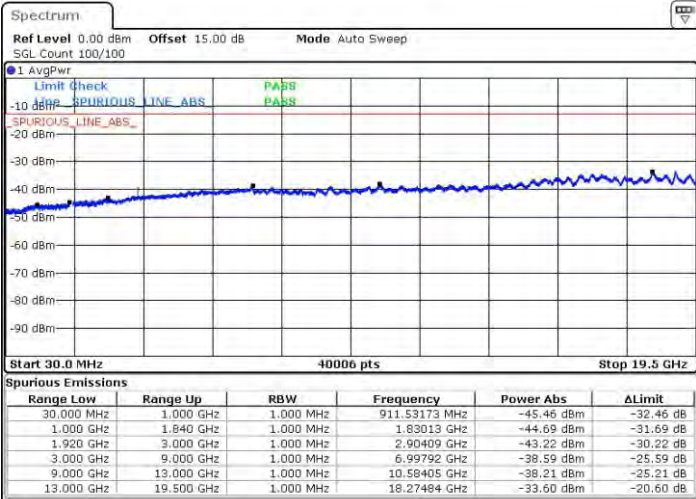


Date: 15.OCT.2015 09:13:54

Date: 15.OCT.2015 09:14:30

Middle Channel / QPSK

Middle Channel / 16QAM



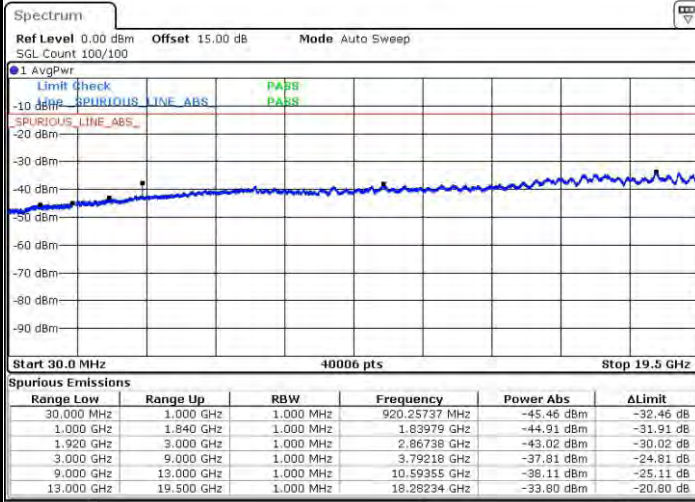
Date: 15.OCT.2015 09:16:20

Date: 15.OCT.2015 09:17:23



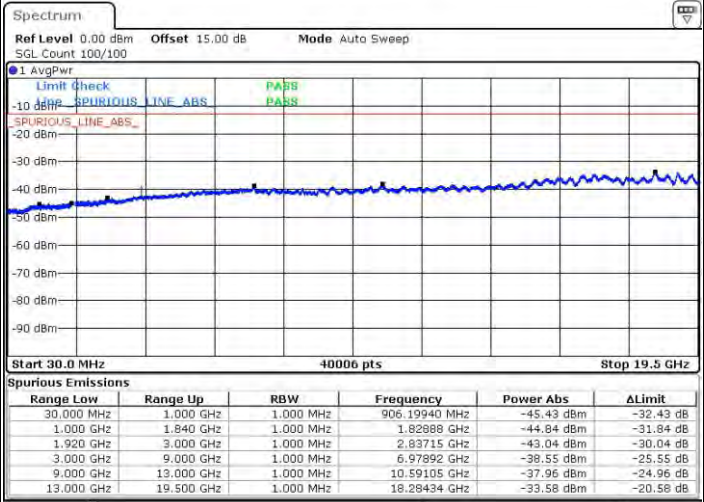
LTE Band 2 / 15MHz

Highest Channel / QPSK



Date: 15.OCT.2015 19:23:40

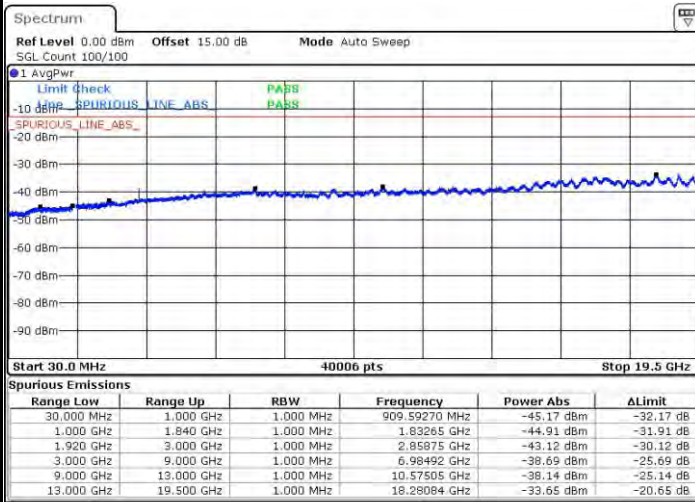
Highest Channel / 16QAM



Date: 15.OCT.2015 19:24:36

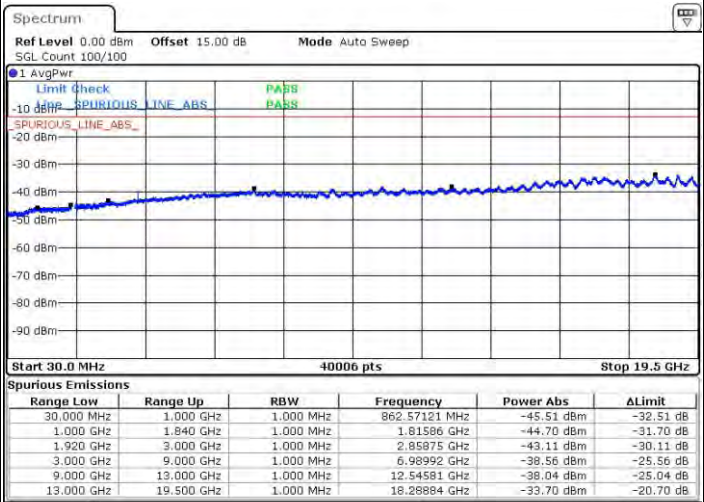
LTE Band 2 / 20MHz

Lowest Channel / QPSK



Date: 15.OCT.2015 20:27:04

Lowest Channel / 16QAM



Date: 15.OCT.2015 20:28:00

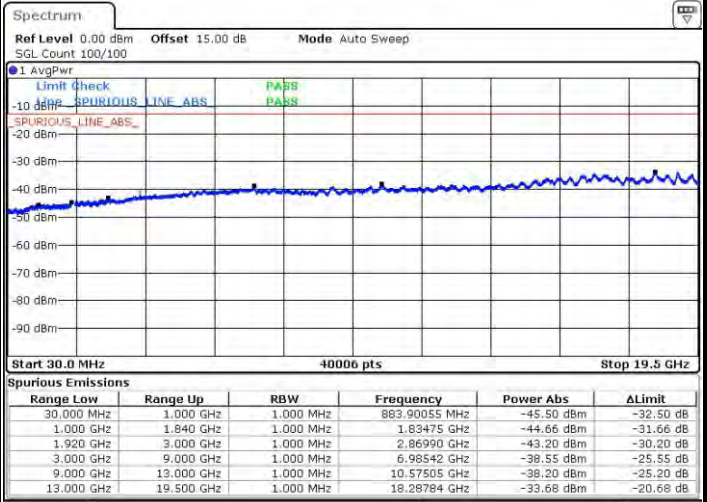
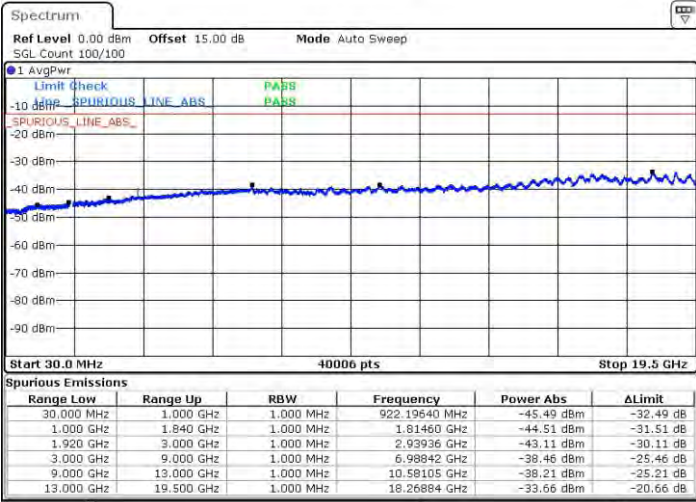




LTE Band 2 / 20MHz

Middle Channel / QPSK

Middle Channel / 16QAM

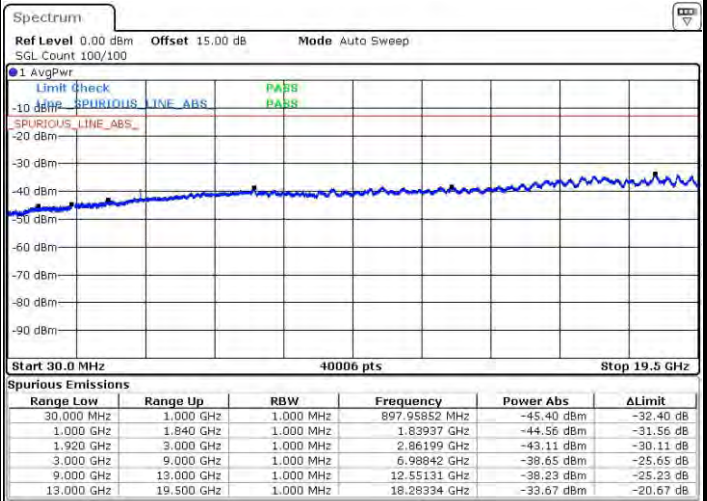
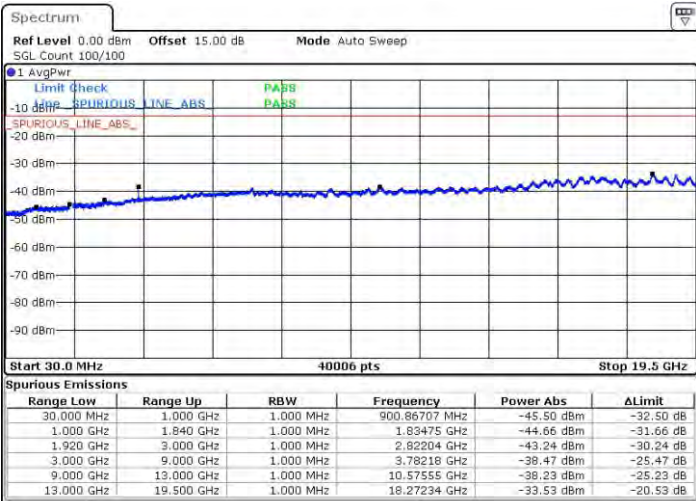


Date: 15.OCT.2015 20:28:39

Date: 15.OCT.2015 20:30:35

Highest Channel / QPSK

Highest Channel / 16QAM



Date: 15.OCT.2015 20:36:32

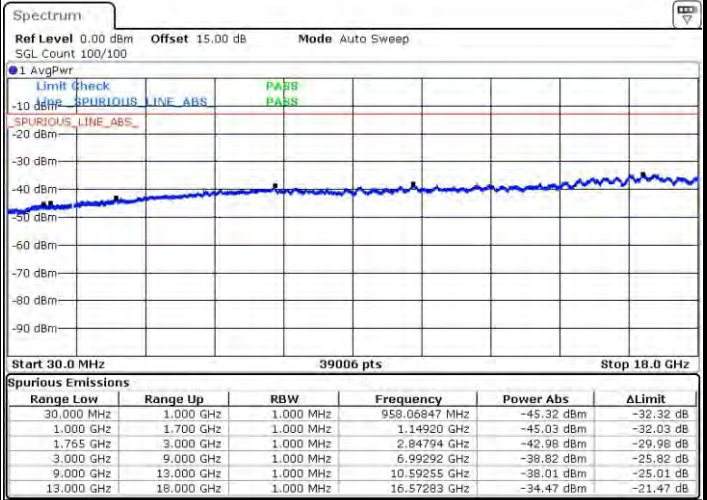
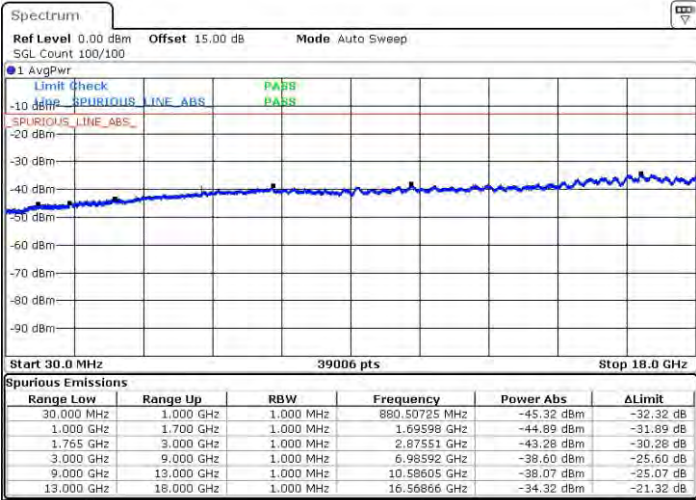
Date: 15.OCT.2015 20:37:48



LTE Band 4 / 1.4MHz

Lowest Channel / QPSK

Lowest Channel / 16QAM

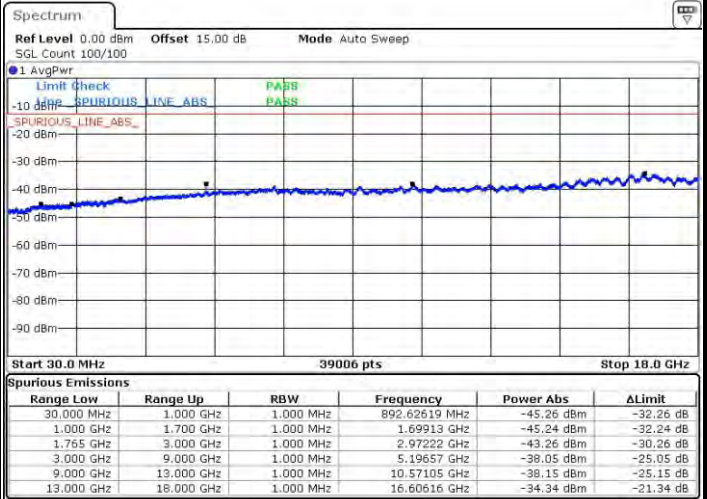
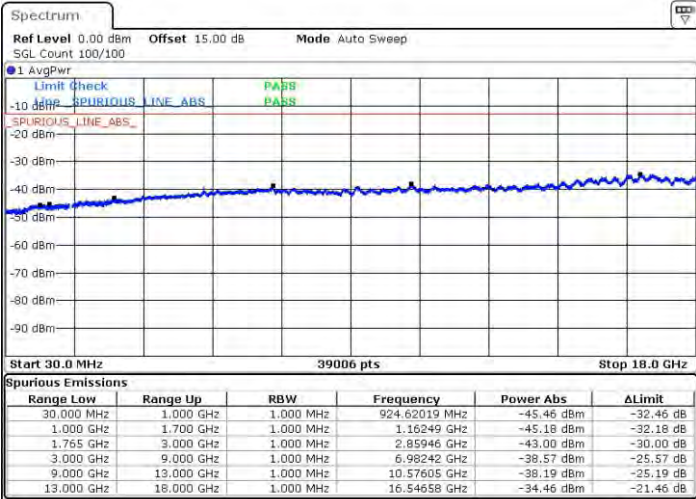


Date: 15.OCT.2015 21:31:20

Date: 15.OCT.2015 21:32:16

Middle Channel / QPSK

Middle Channel / 16QAM



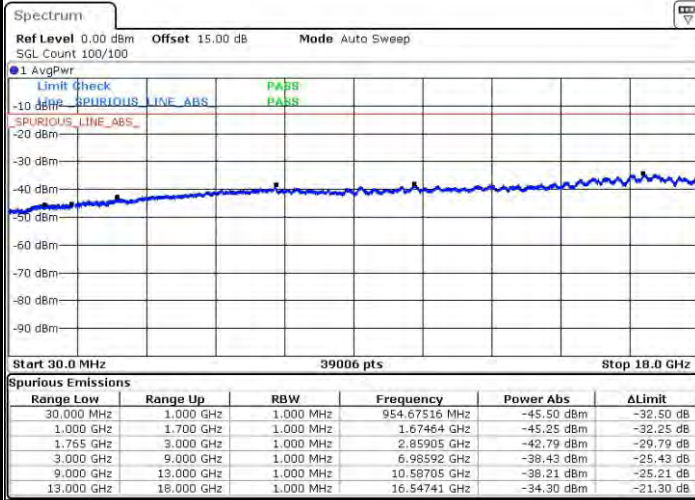
Date: 15.OCT.2015 21:33:54

Date: 15.OCT.2015 21:34:30



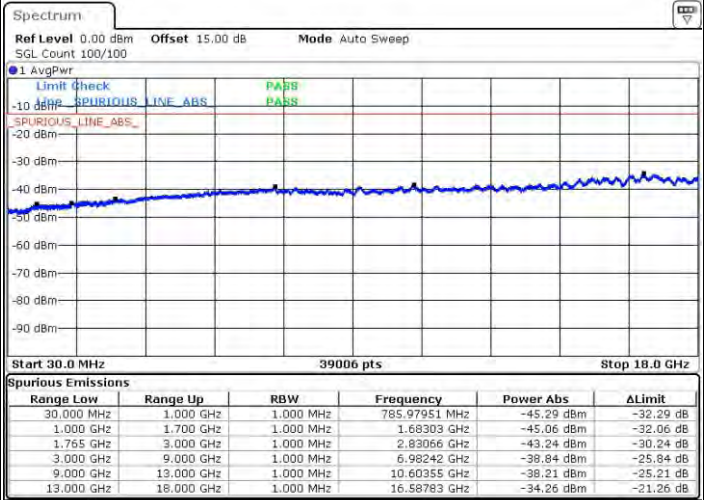
LTE Band 4 / 1.4MHz

Highest Channel / QPSK



Date: 15.OCT.2015 21:41:06

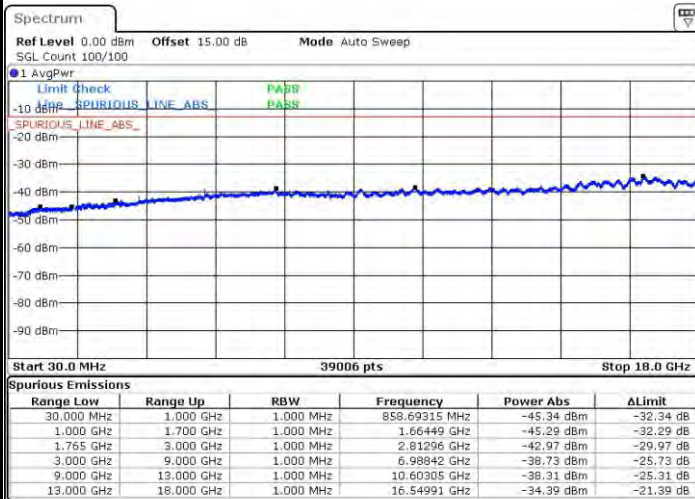
Highest Channel / 16QAM



Date: 15.OCT.2015 21:42:02

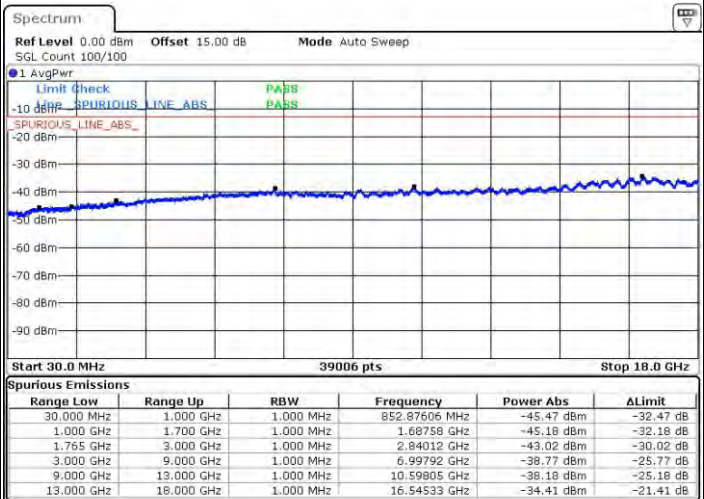
LTE Band 4 / 3MHz

Lowest Channel / QPSK



Date: 15.OCT.2015 21:48:19

Lowest Channel / 16QAM



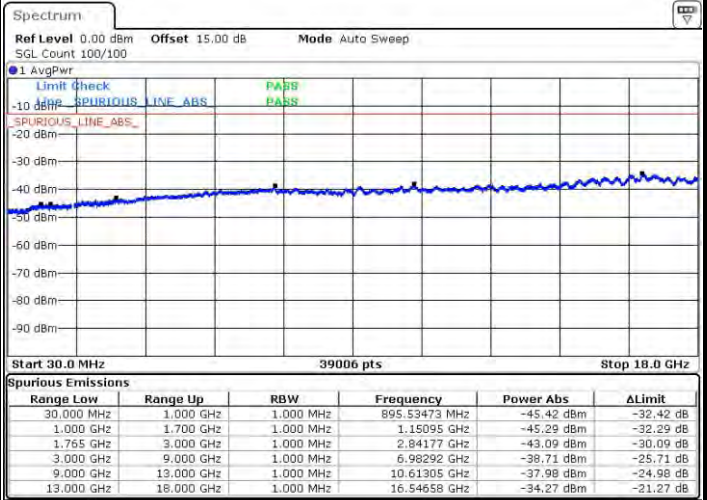
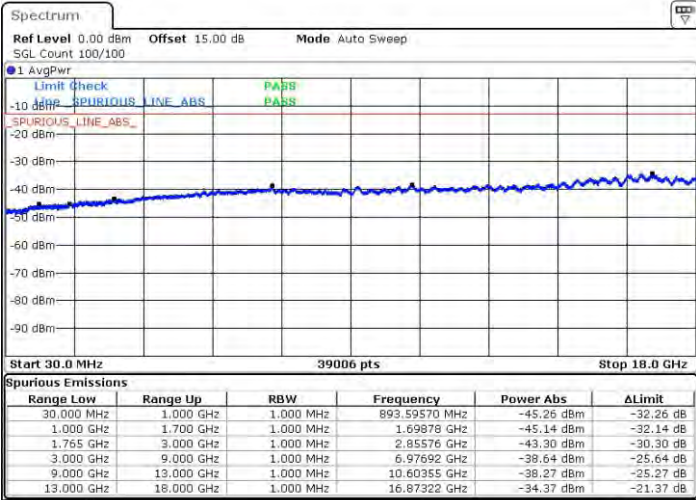
Date: 15.OCT.2015 21:49:15



LTE Band 4 / 3MHz

Middle Channel / QPSK

Middle Channel / 16QAM

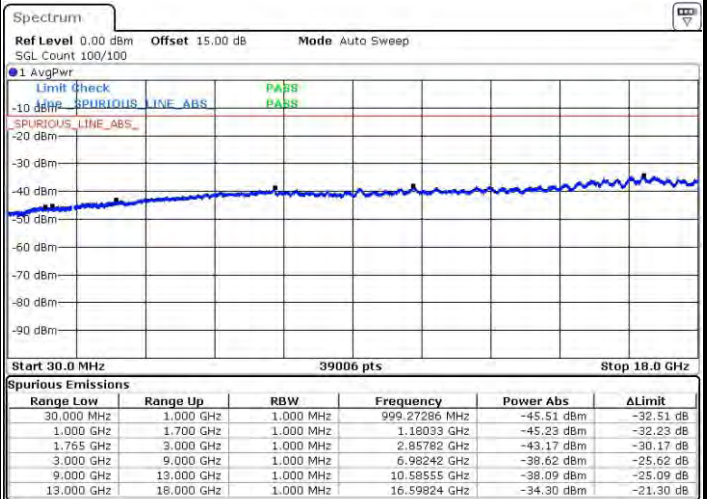
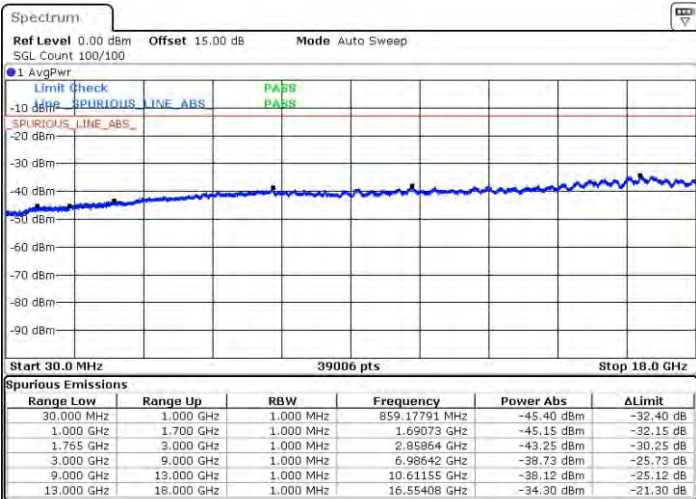


Date: 15.OCT.2015 21:50:33

Date: 15.OCT.2015 21:51:49

Highest Channel / QPSK

Highest Channel / 16QAM



Date: 15.OCT.2015 21:58:06

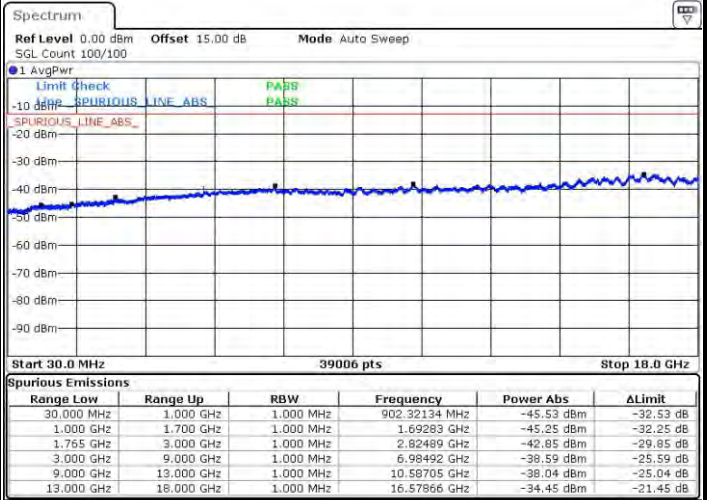
Date: 15.OCT.2015 21:59:02



LTE Band 4 / 5MHz

Lowest Channel / QPSK

Lowest Channel / 16QAM

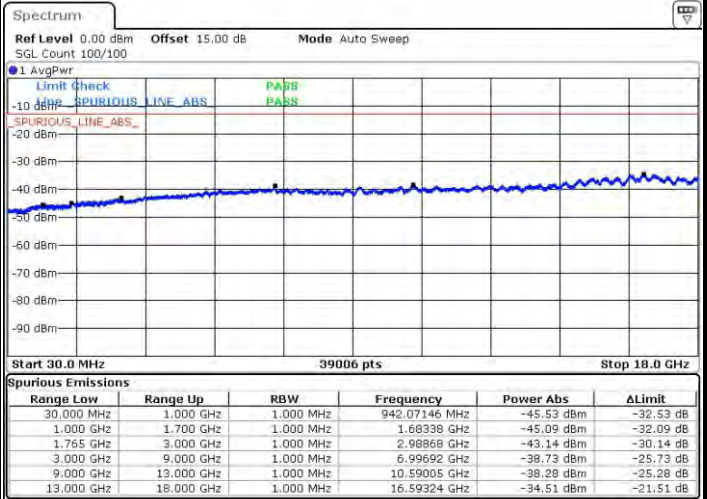


Date: 15.OCT.2015 22:06:18

Date: 15.OCT.2015 22:06:14

Middle Channel / QPSK

Middle Channel / 16QAM



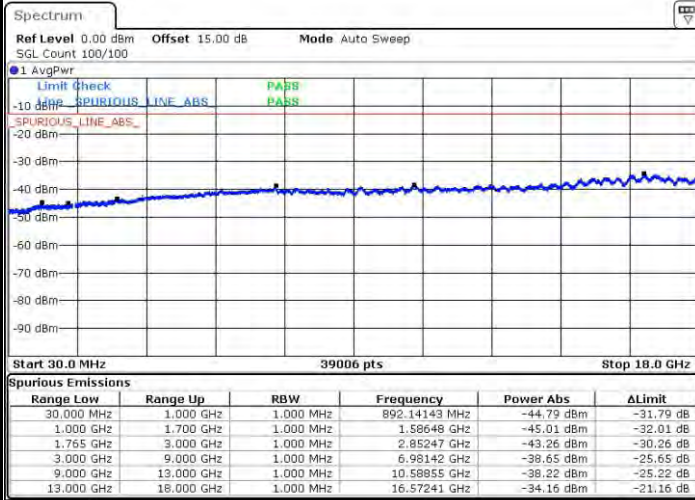
Date: 15.OCT.2015 22:07:52

Date: 15.OCT.2015 22:08:48



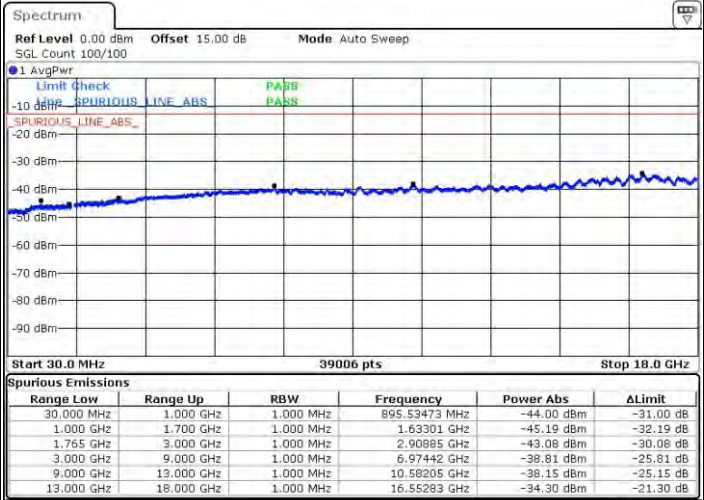
LTE Band 4 / 5MHz

Highest Channel / QPSK



Date: 15.OCT.2015 22:29:38

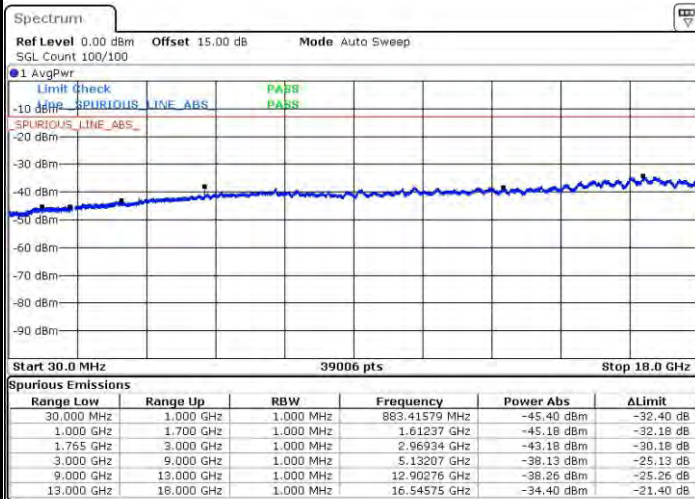
Highest Channel / 16QAM



Date: 15.OCT.2015 22:30:34

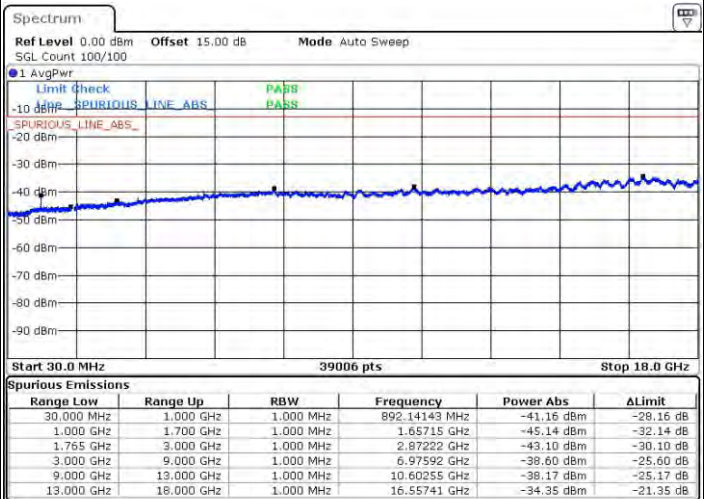
LTE Band 4 / 10MHz

Lowest Channel / QPSK



Date: 15.OCT.2015 22:36:38

Lowest Channel / 16QAM



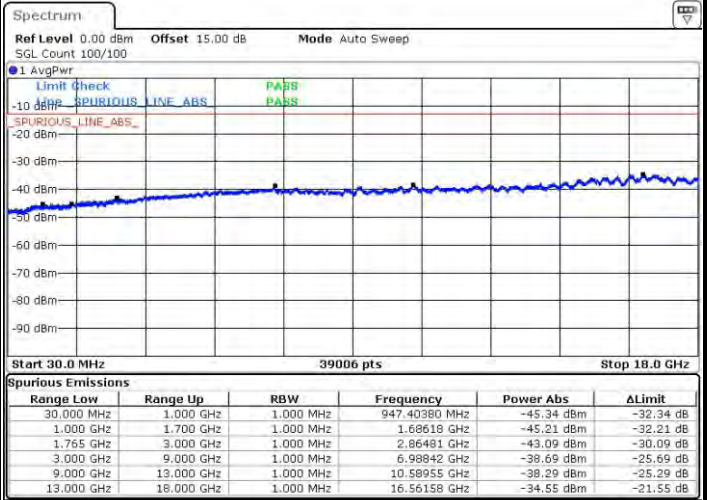
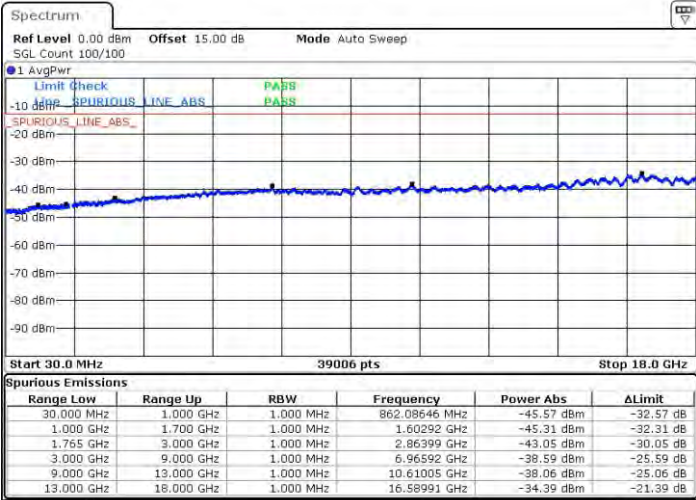
Date: 15.OCT.2015 22:37:46



LTE Band 4 / 10MHz

Middle Channel / QPSK

Middle Channel / 16QAM

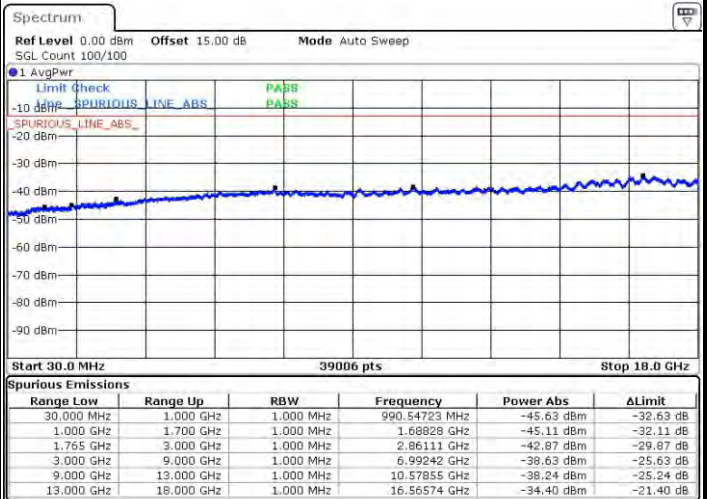
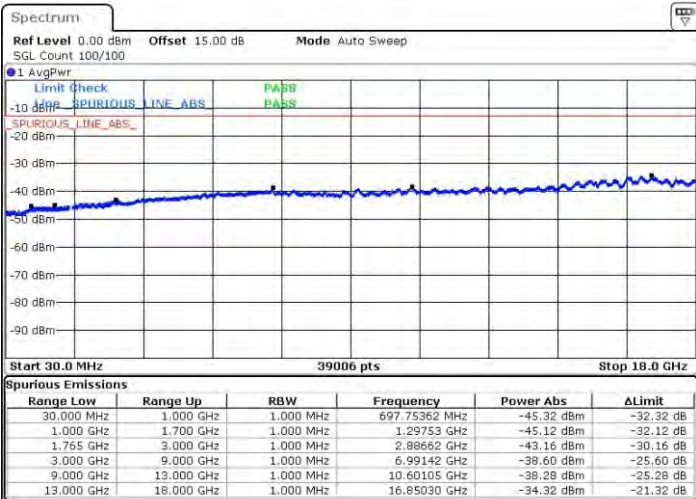


Date: 15.OCT.2015 22:39:25

Date: 15.OCT.2015 22:40:21

Highest Channel / QPSK

Highest Channel / 16QAM



Date: 15.OCT.2015 22:46:37

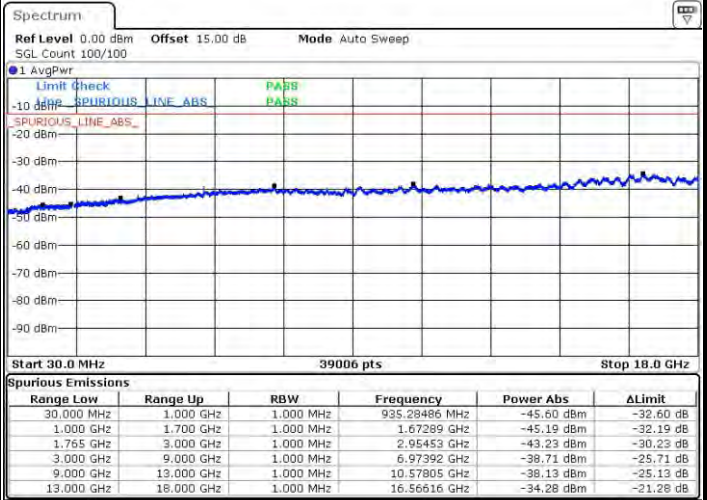
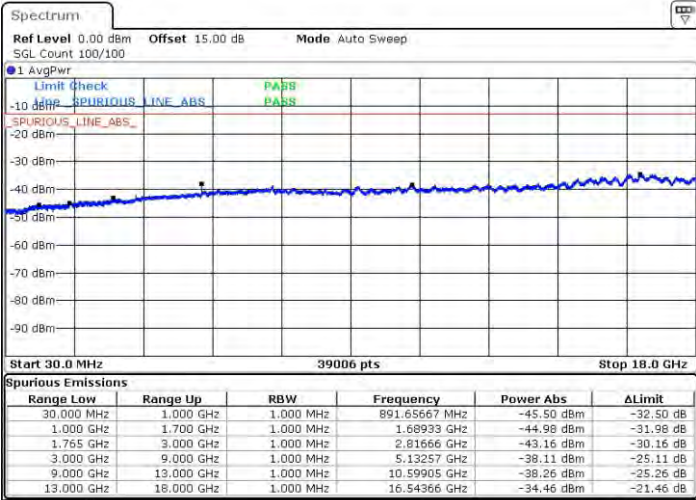
Date: 15.OCT.2015 22:47:33



LTE Band 4 / 15MHz

Lowest Channel / QPSK

Lowest Channel / 16QAM

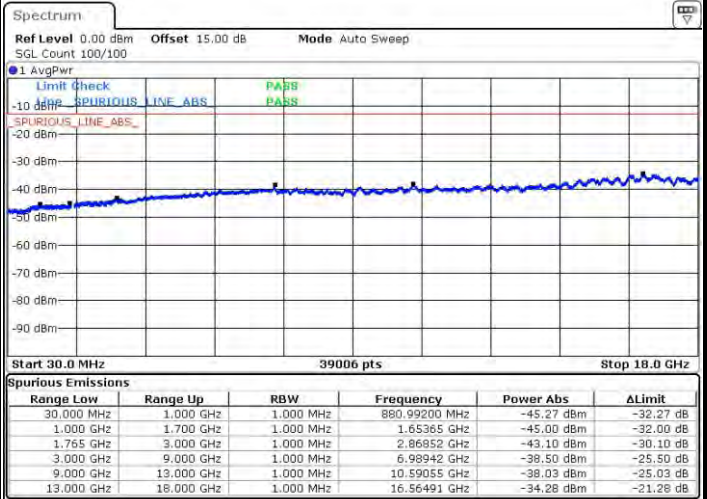
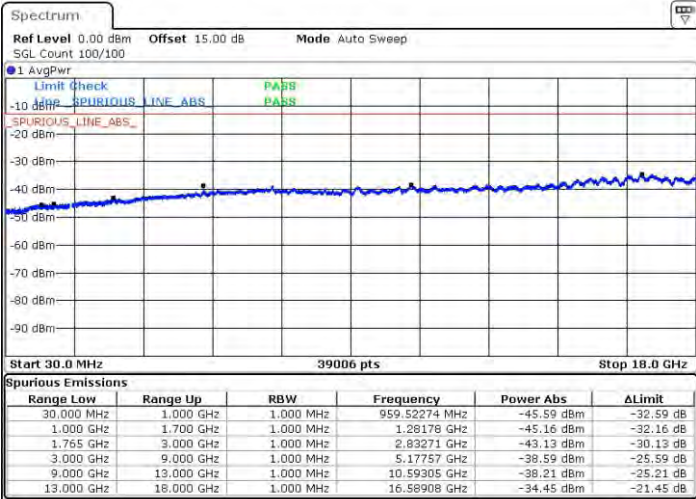


Date: 15.OCT.2015 22:53:50

Date: 15.OCT.2015 22:54:45

Middle Channel / QPSK

Middle Channel / 16QAM



Date: 15.OCT.2015 22:56:24

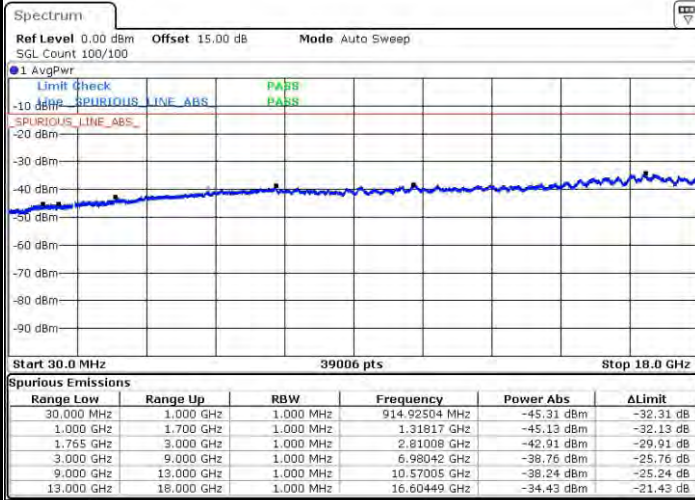
Date: 15.OCT.2015 22:57:20





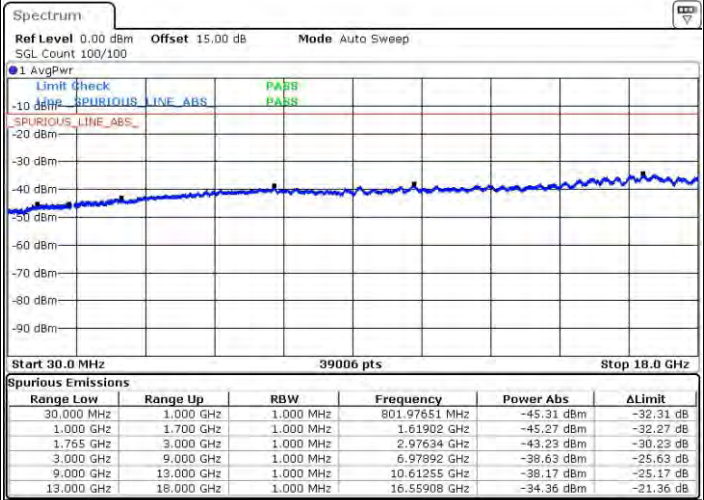
LTE Band 4 / 15MHz

Highest Channel / QPSK



Date: 15.OCT.2015 23:03:37

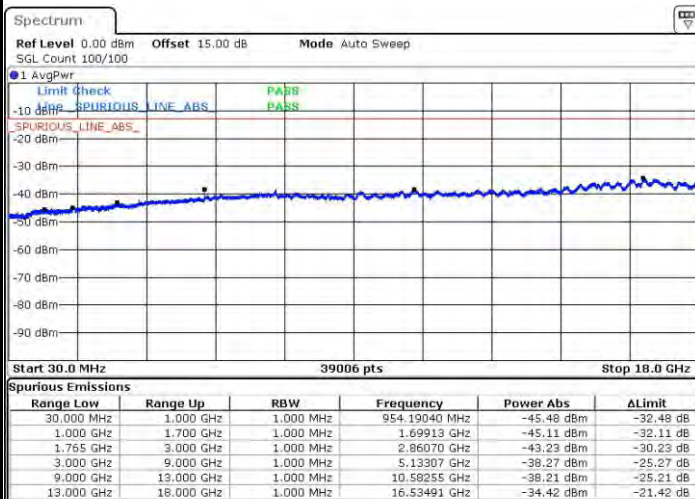
Highest Channel / 16QAM



Date: 15.OCT.2015 23:04:33

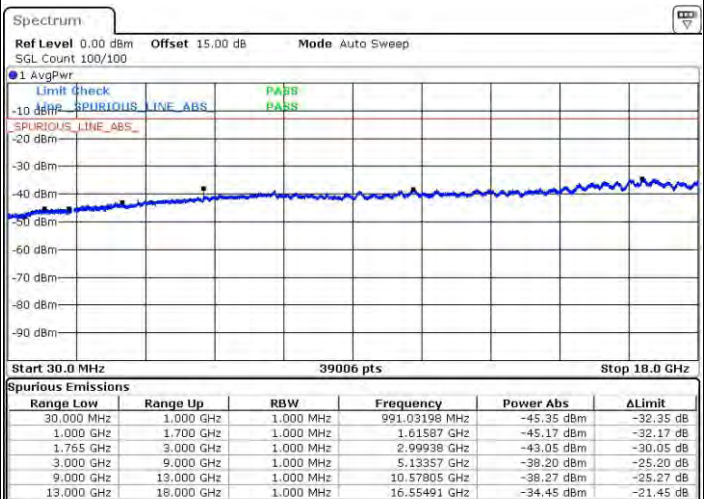
LTE Band 4 / 20MHz

Lowest Channel / QPSK



Date: 15.OCT.2015 23:10:49

Lowest Channel / 16QAM



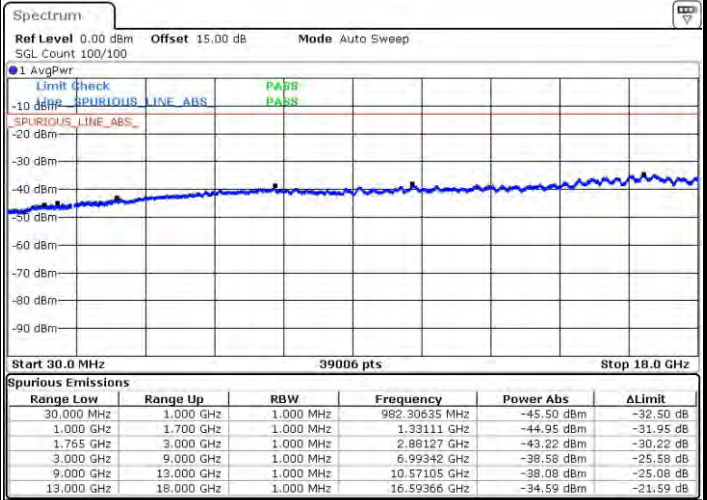
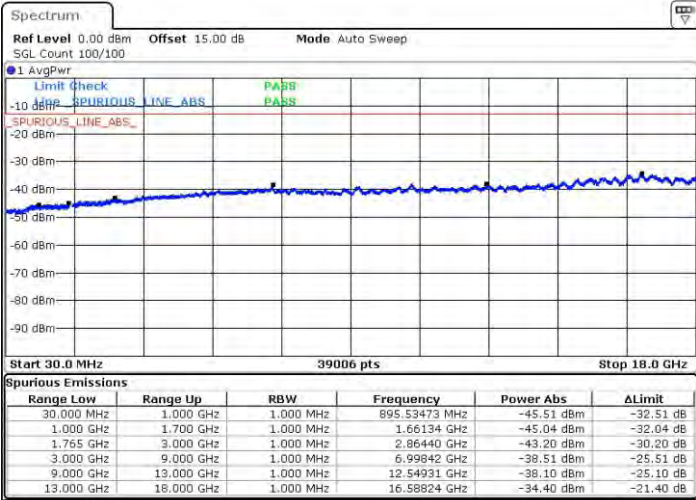
Date: 15.OCT.2015 23:11:48



LTE Band 4 / 20MHz

Middle Channel / QPSK

Middle Channel / 16QAM

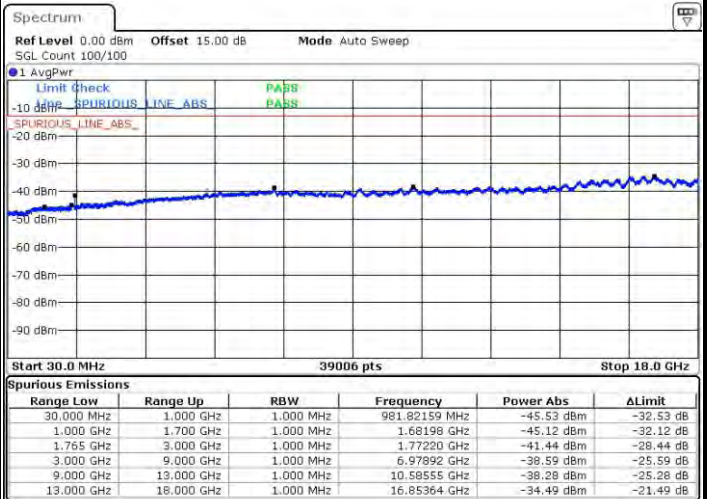
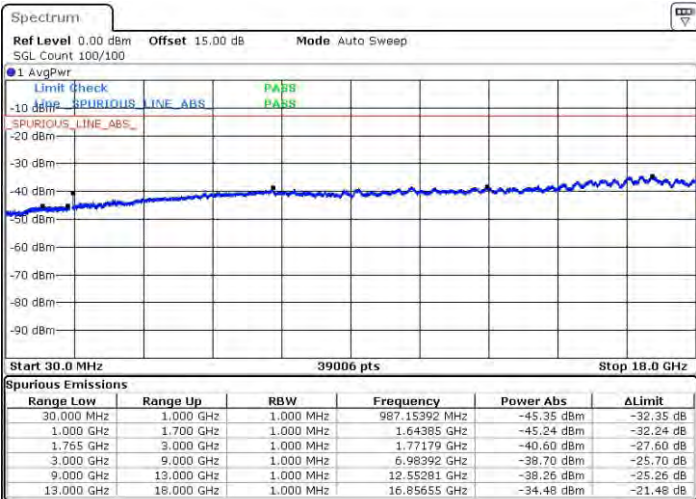


Date: 15.OCT.2015 20:13:23

Date: 15.OCT.2015 20:14:20

Highest Channel / QPSK

Highest Channel / 16QAM



Date: 15.OCT.2015 20:20:36

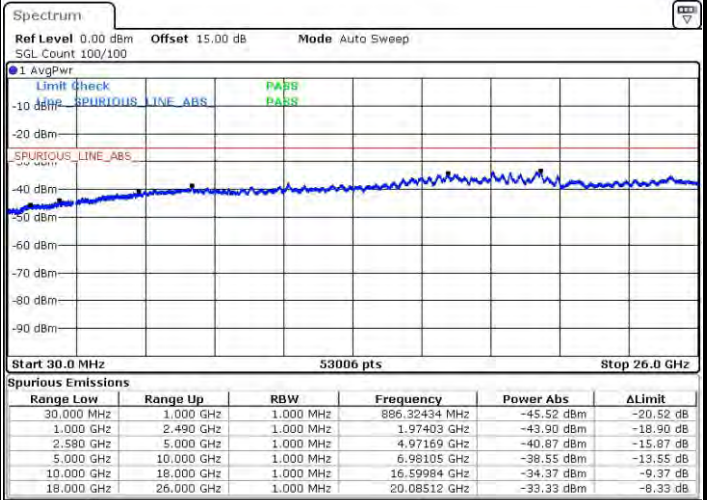
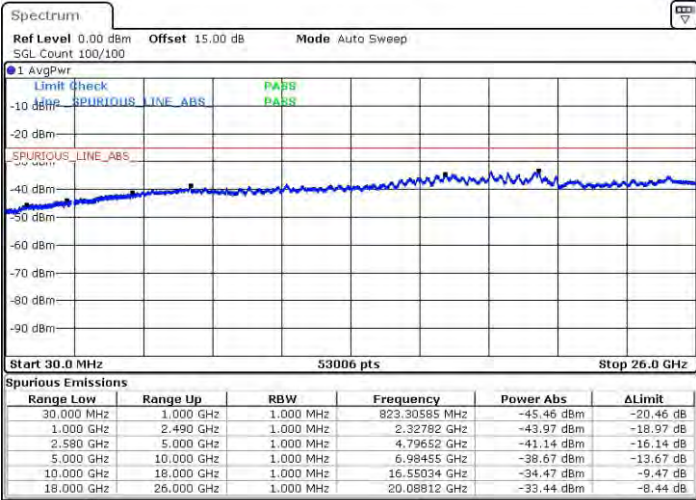
Date: 15.OCT.2015 20:21:33



LTE Band 7 / 5MHz

Lowest Channel / QPSK

Lowest Channel / 16QAM

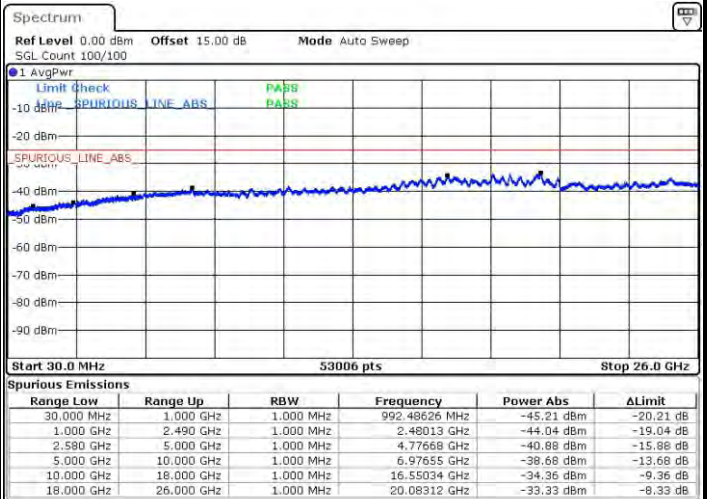
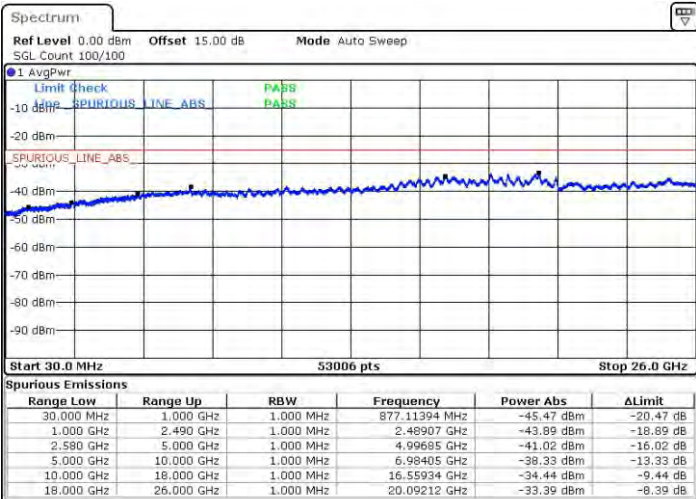


Date: 16.OCT.2015 10:44:47

Date: 16.OCT.2015 10:45:43

Middle Channel / QPSK

Middle Channel / 16QAM



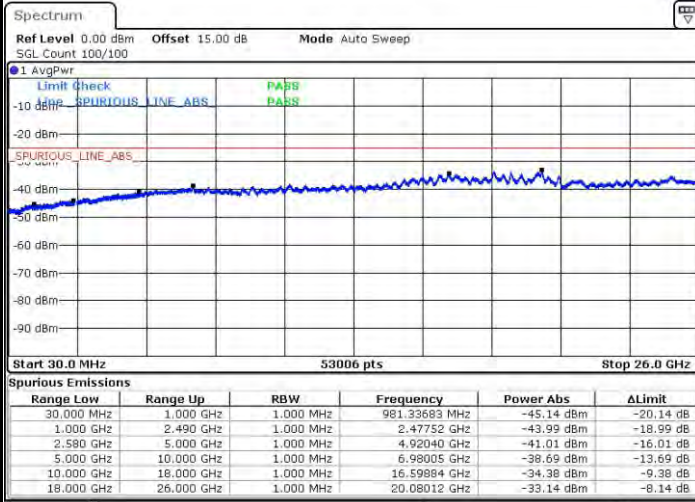
Date: 16.OCT.2015 10:47:18

Date: 16.OCT.2015 10:48:13



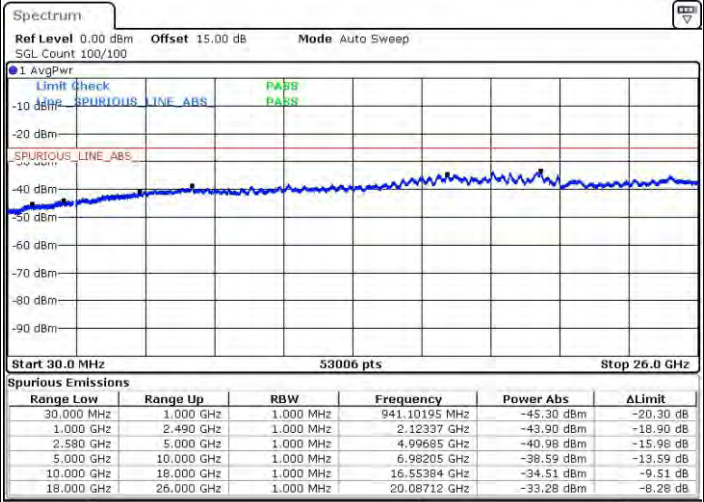
LTE Band 7 / 5MHz

Highest Channel / QPSK



Date: 16.OCT.2015 10:54:34

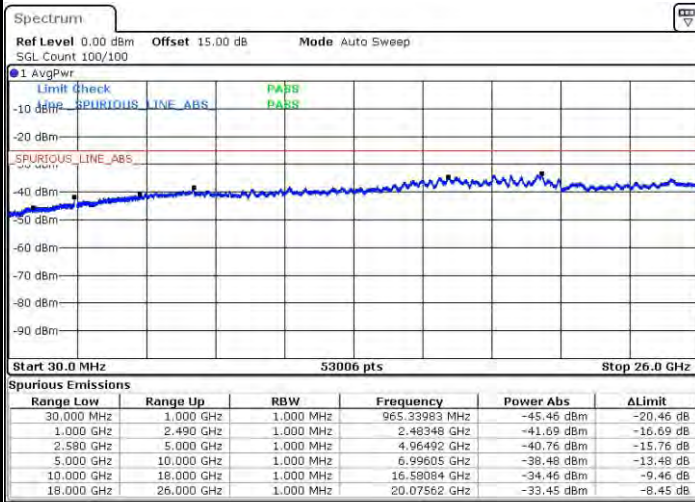
Highest Channel / 16QAM



Date: 16.OCT.2015 10:55:29

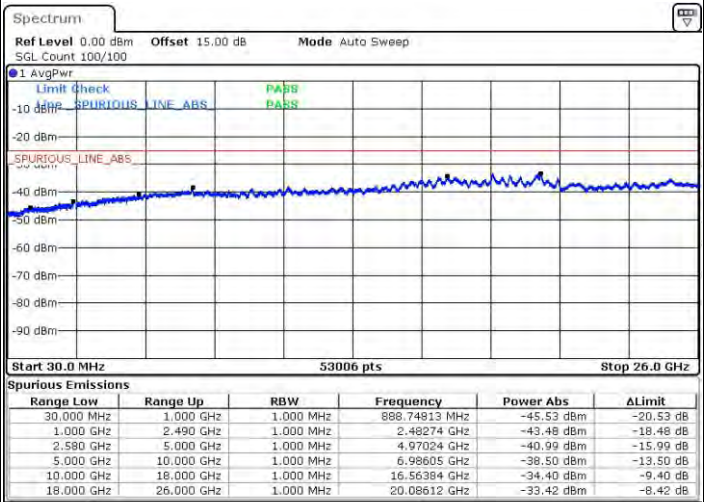
LTE Band 7 / 10MHz

Lowest Channel / QPSK



Date: 16.OCT.2015 11:01:46

Lowest Channel / 16QAM



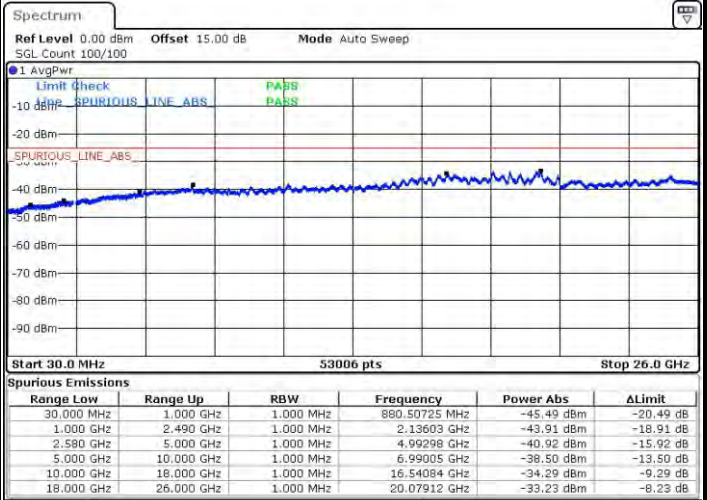
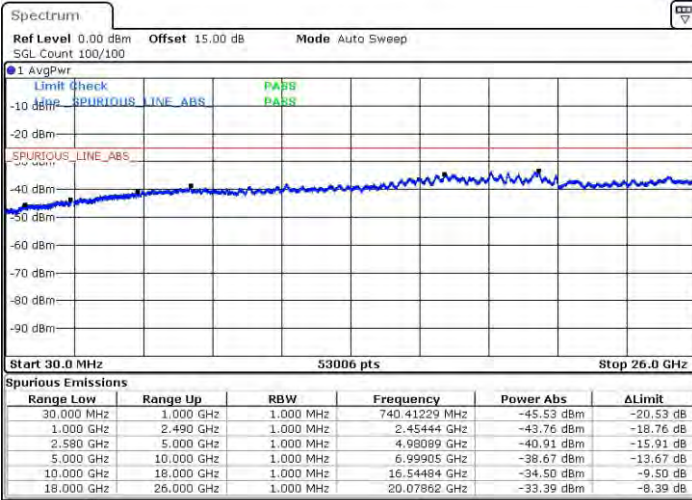
Date: 16.OCT.2015 11:02:41



LTE Band 7 / 10MHz

Middle Channel / QPSK

Middle Channel / 16QAM

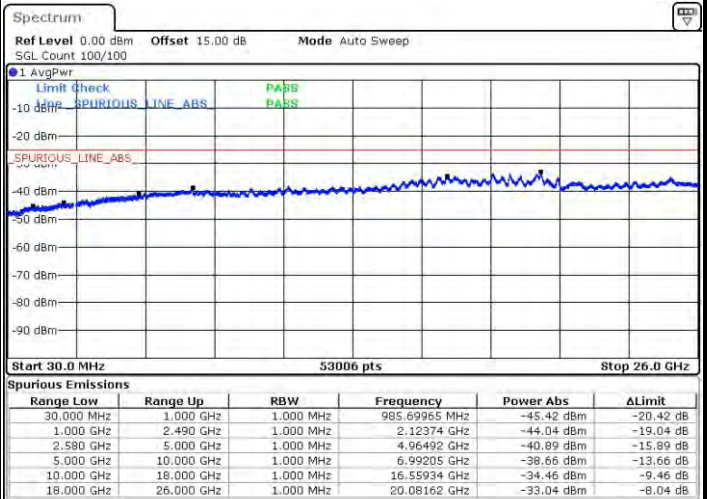
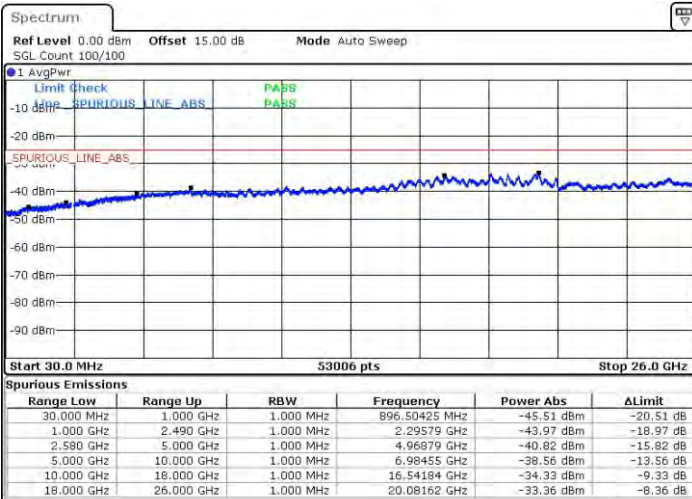


Date: 16.OCT.2015 11:04:16

Date: 16.OCT.2015 11:05:12

Highest Channel / QPSK

Highest Channel / 16QAM



Date: 16.OCT.2015 11:11:32

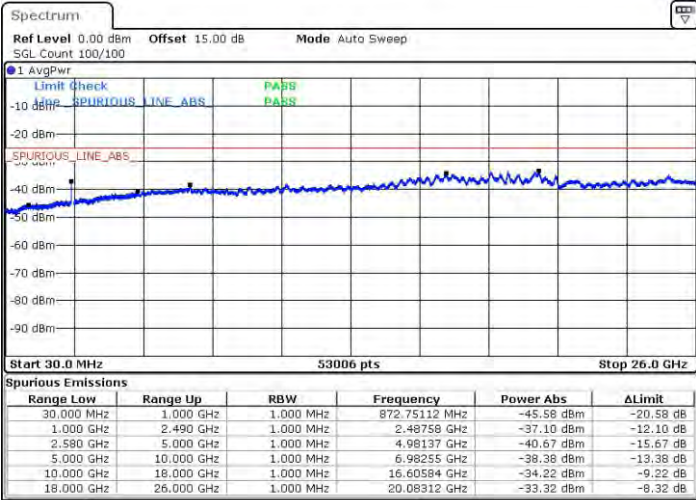
Date: 16.OCT.2015 11:12:26



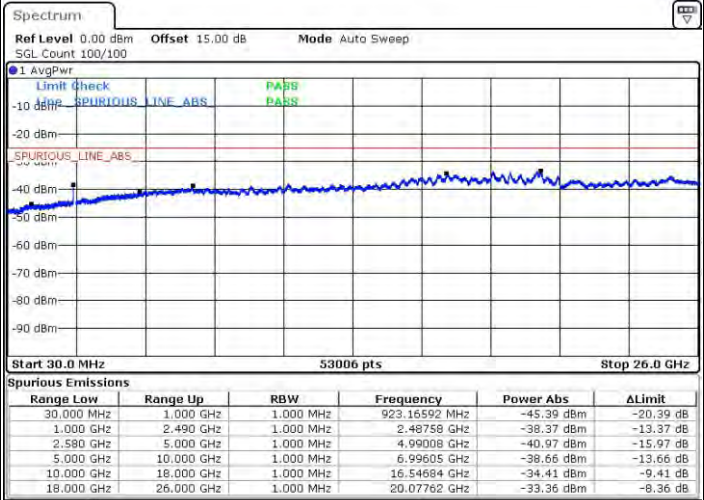
LTE Band 7 / 15MHz

Lowest Channel / QPSK

Lowest Channel / 16QAM



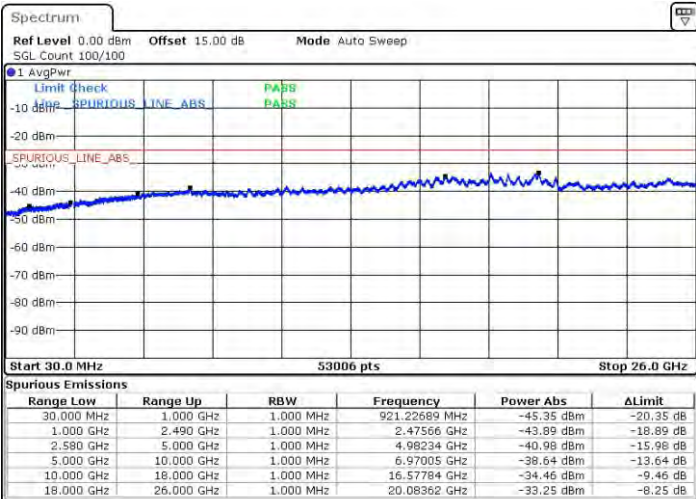
Date: 16.OCT.2015 11:18:43



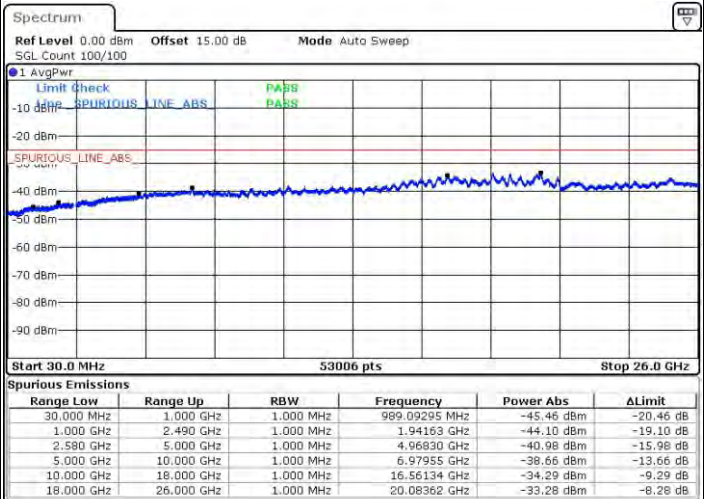
Date: 16.OCT.2015 11:19:37

Middle Channel / QPSK

Middle Channel / 16QAM



Date: 16.OCT.2015 11:21:14

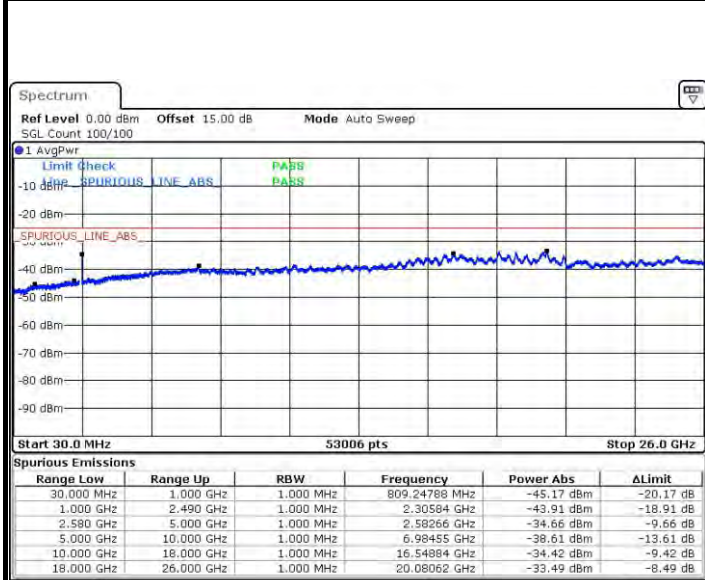


Date: 16.OCT.2015 11:22:08



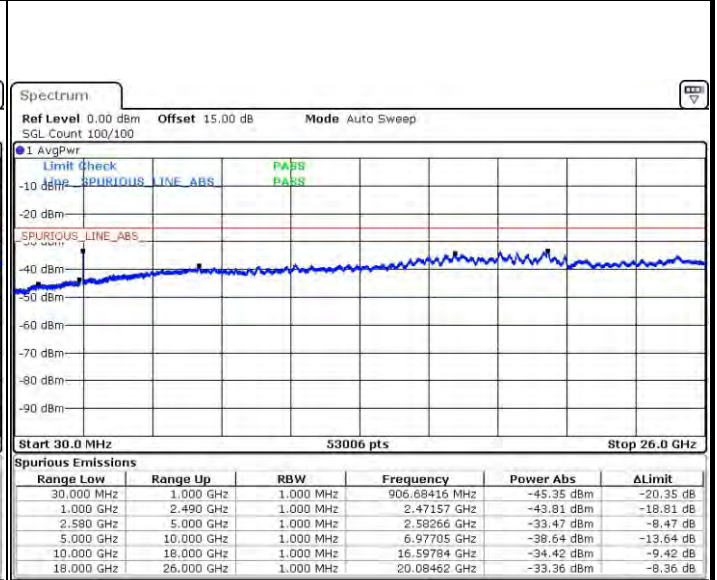
LTE Band 7 / 15MHz

Highest Channel / QPSK



Date: 16.OCT.2015 11:28:26

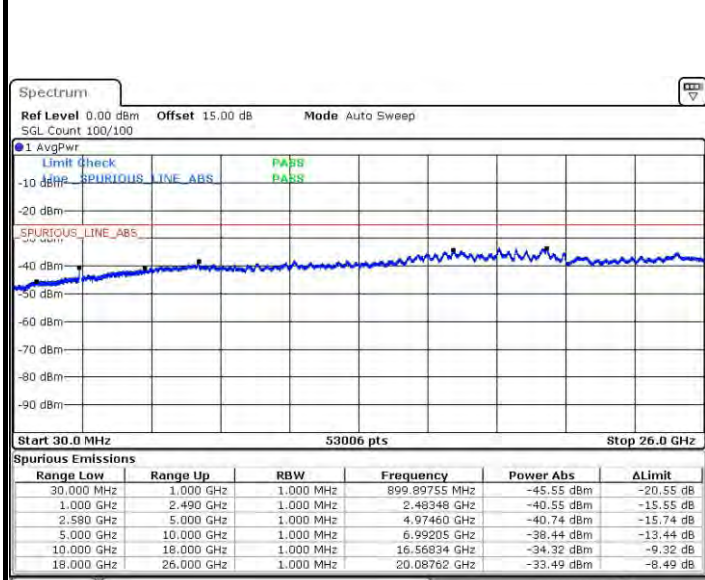
Highest Channel / 16QAM



Date: 16.OCT.2015 11:29:22

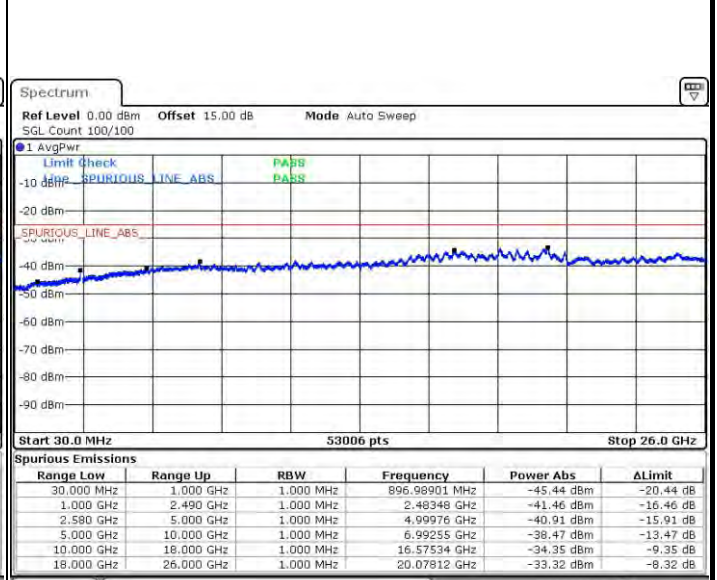
LTE Band 7 / 20MHz

Lowest Channel / QPSK



Date: 16.OCT.2015 11:35:39

Lowest Channel / 16QAM



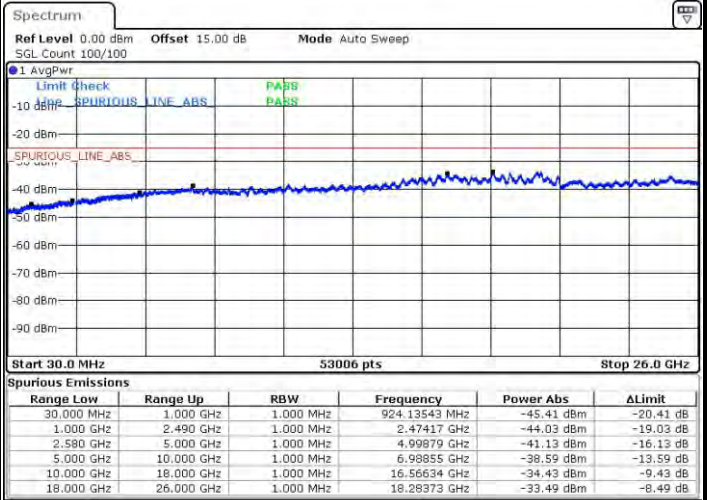
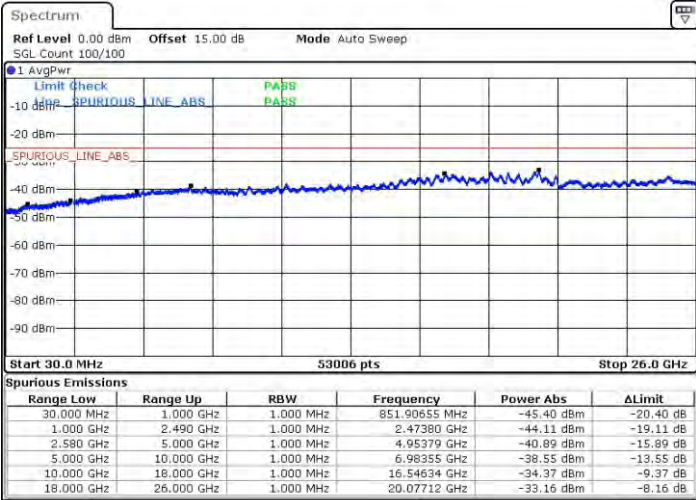
Date: 16.OCT.2015 11:36:39



LTE Band 7 / 20MHz

Middle Channel / QPSK

Middle Channel / 16QAM

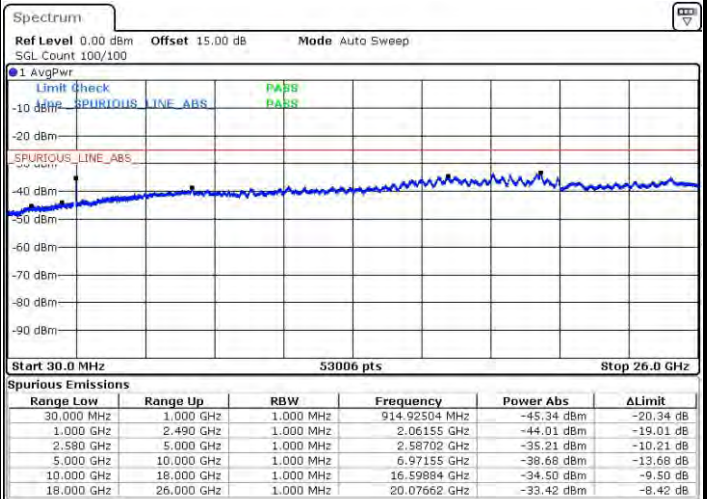
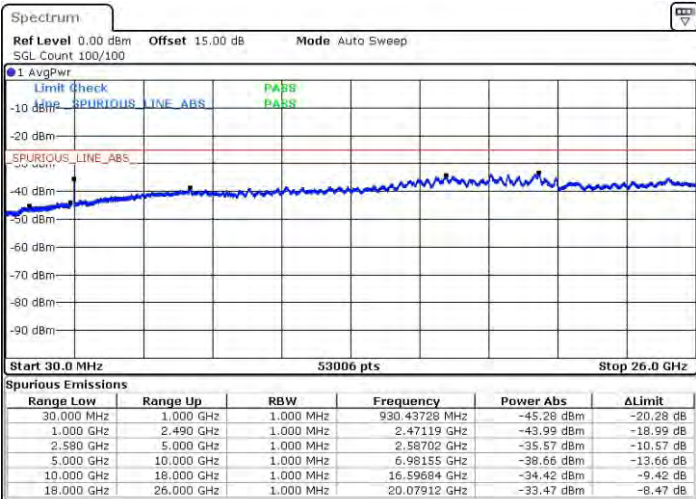


Date: 16.OCT.2015 11:38:11

Date: 16.OCT.2015 11:39:05

Highest Channel / QPSK

Highest Channel / 16QAM



Date: 16.OCT.2015 11:45:24

Date: 16.OCT.2015 11:46:16





**Frequency Stability**

Test Conditions		LTE Band 2 (QPSK) / Middle Channel	Limit
Temperature (°C)	Voltage (Volt)	BW 10MHz	Note 2.
		Deviation (ppm)	Result
50	Normal Voltage	0.0170	PASS
40	Normal Voltage	0.0027	
30	Normal Voltage	0.0149	
20(Ref.)	Normal Voltage	0.0000	
10	Normal Voltage	0.0005	
0	Normal Voltage	0.0149	
-10	Normal Voltage	0.0165	
-20	Normal Voltage	0.0037	
-30	Normal Voltage	0.0160	
20	Maximum Voltage	0.0021	
20	Normal Voltage	0.0000	
20	Battery End Point	0.0011	

**Note:**

1. Normal Voltage = 3.8 V. ; Battery End Point (BEP) = 3.6 V. ; Maximum Voltage =4.2 V
2. Note: The frequency fundamental emissions stay within the authorized frequency block based on the frequency deviation measured is small.



Test Conditions		LTE Band 4 (QPSK) / Middle Channel	Limit
Temperature (°C)	Voltage (Volt)	BW 10MHz	Note 2.
		Deviation (ppm)	Result
50	Normal Voltage	0.0110	PASS
40	Normal Voltage	0.0012	
30	Normal Voltage	0.0098	
20(Ref.)	Normal Voltage	0.0000	
10	Normal Voltage	0.0087	
0	Normal Voltage	0.0098	
-10	Normal Voltage	0.0023	
-20	Normal Voltage	0.0035	
-30	Normal Voltage	0.0110	
20	Maximum Voltage	0.0006	
20	Normal Voltage	0.0000	
20	Battery End Point	0.0012	

**Note:**

1. Normal Voltage = 3.8 V. ; Battery End Point (BEP) = 3.6 V. ; Maximum Voltage =4.2 V
2. Note: The frequency fundamental emissions stay within the authorized frequency block based on the frequency deviation measured is small.



Test Conditions		LTE Band 7 (QPSK) / Middle Channel	Limit
Temperature (°C)	Voltage (Volt)	BW 10MHz	Note 2.
		Deviation (ppm)	Result
50	Normal Voltage	0.0066	PASS
40	Normal Voltage	0.0046	
30	Normal Voltage	0.0012	
20(Ref.)	Normal Voltage	0.0000	
10	Normal Voltage	0.0008	
0	Normal Voltage	0.0054	
-10	Normal Voltage	0.0058	
-20	Normal Voltage	0.0073	
-30	Normal Voltage	0.0077	
20	Maximum Voltage	0.0019	
20	Normal Voltage	0.0008	
20	Battery End Point	0.0004	

**Note:**

1. Normal Voltage = 3.8 V. ; Battery End Point (BEP) = 3.6 V. ; Maximum Voltage =4.2 V
2. Note: The frequency fundamental emissions stay within the authorized frequency block based on the frequency deviation measured is small.



## Appendix B. Test Results of Radiated Test

### EIRP

LTE Band 2 / 1.4MHz (Average)							
Channel	Modulation	RB		Horizontal		Vertical	
		Size	Offset	EIRP(dBm)	EIRP(W)	EIRP(dBm)	EIRP(W)
Lowest	QPSK	3	0	24.76	0.2992	24.59	0.2877
Middle		3	1	25.83	0.3828	25.63	0.3656
Highest		3	1	26.13	0.4102	25.85	0.3846
Lowest	16QAM	3	0	23.71	0.2350	23.63	0.2307
Middle		3	1	24.86	0.3062	24.69	0.2944
Highest		1	5	24.95	0.3126	24.70	0.2951
Limit	EIRP < 2W			Result		PASS	

LTE Band 2 / 3MHz (Average)							
Channel	Modulation	RB		Horizontal		Vertical	
		Size	Offset	EIRP(dBm)	EIRP(W)	EIRP(dBm)	EIRP(W)
Lowest	QPSK	1	8	24.56	0.2858	24.44	0.2780
Middle		1	0	25.33	0.3412	25.03	0.3184
Highest		1	0	25.82	0.3819	25.57	0.3606
Lowest	16QAM	1	0	23.51	0.2244	23.43	0.2203
Middle		1	14	24.57	0.2864	24.41	0.2761
Highest		1	0	25.01	0.3170	24.82	0.3034
Limit	EIRP < 2W			Result		PASS	



LTE Band 2 / 5MHz (Average)							
Channel	Modulation	RB		Horizontal		Vertical	
		Size	Offset	EIRP(dBm)	EIRP(W)	EIRP(dBm)	EIRP(W)
Lowest	QPSK	1	24	24.72	0.2965	24.62	0.2897
Middle		1	0	25.43	0.3491	25.07	0.3214
Highest		1	12	25.76	0.3767	25.60	0.3631
Lowest	16QAM	1	24	24.30	0.2692	24.34	0.2716
Middle		1	0	24.87	0.3069	24.62	0.2897
Highest		1	24	25.10	0.3236	24.80	0.3020
Limit	EIRP < 2W			Result		PASS	



LTE Band 2 / 10MHz (Average)							
Channel	Modulation	RB		Horizontal		Vertical	
		Size	Offset	EIRP(dBm)	EIRP(W)	EIRP(dBm)	EIRP(W)
Lowest	QPSK	1	49	25.55	0.3589	25.41	0.3475
Middle		1	0	25.65	0.3673	25.43	0.3491
Highest		1	25	25.74	0.3750	25.54	0.3581
Lowest	16QAM	1	49	24.55	0.2851	24.50	0.2818
Middle		1	49	24.74	0.2979	24.61	0.2891
Highest		1	49	25.06	0.3206	24.78	0.3006
Limit	EIRP < 2W			Result		PASS	

LTE Band 2 / 15MHz (Average)							
Channel	Modulation	RB		Horizontal		Vertical	
		Size	Offset	EIRP(dBm)	EIRP(W)	EIRP(dBm)	EIRP(W)
Lowest	QPSK	1	74	24.28	0.2679	24.24	0.2655
Middle		1	0	25.43	0.3491	25.22	0.3327
Highest		1	74	25.88	0.3873	25.65	0.3673
Lowest	16QAM	1	37	24.61	0.2891	24.44	0.2780
Middle		1	0	24.62	0.2897	24.28	0.2679
Highest		1	0	24.94	0.3119	24.57	0.2864
Limit	EIRP < 2W			Result		PASS	

LTE Band 2 / 20MHz (Average)							
Channel	Modulation	RB		Horizontal		Vertical	
		Size	Offset	EIRP(dBm)	EIRP(W)	EIRP(dBm)	EIRP(W)
Lowest	QPSK	1	99	25.62	0.3648	25.38	0.3451
Middle		1	99	25.69	0.3707	25.61	0.3639
Highest		1	99	25.92	0.3908	25.75	0.3758
Lowest	16QAM	1	49	24.53	0.2838	24.40	0.2754
Middle		1	0	24.80	0.3020	24.50	0.2818
Highest		1	99	25.11	0.3243	24.79	0.3013
Limit	EIRP < 2W			Result		PASS	



LTE Band 4 / 1.4MHz (Average)							
Channel	Modulation	RB		Horizontal		Vertical	
		Size	Offset	EIRP(dBm)	EIRP(W)	EIRP(dBm)	EIRP(W)
Lowest	QPSK	3	1	23.04	0.2014	23.14	0.2061
Middle		3	0	23.86	0.2432	23.97	0.2495
Highest		3	1	23.88	0.2443	23.95	0.2483
Lowest	16QAM	3	1	22.12	0.1629	22.23	0.1671
Middle		1	0	22.68	0.1854	22.82	0.1914
Highest		1	3	22.79	0.1901	22.90	0.1950
Limit	EIRP < 1W			Result		PASS	

LTE Band 4 / 3MHz (Average)							
Channel	Modulation	RB		Horizontal		Vertical	
		Size	Offset	EIRP(dBm)	EIRP(W)	EIRP(dBm)	EIRP(W)
Lowest	QPSK	1	0	22.78	0.1897	22.97	0.1982
Middle		1	0	23.16	0.2070	23.36	0.2168
Highest		1	8	23.55	0.2265	23.54	0.2259
Lowest	16QAM	1	14	21.87	0.1538	22.05	0.1603
Middle		1	8	22.28	0.1690	22.41	0.1742
Highest		1	0	22.73	0.1875	22.70	0.1862
Limit	EIRP < 1W			Result		PASS	

LTE Band 4 / 5MHz (Average)							
Channel	Modulation	RB		Horizontal		Vertical	
		Size	Offset	EIRP(dBm)	EIRP(W)	EIRP(dBm)	EIRP(W)
Lowest	QPSK	1	24	22.94	0.1968	23.03	0.2009
Middle		1	24	23.55	0.2265	23.64	0.2312
Highest		1	0	23.88	0.2443	23.91	0.2460
Lowest	16QAM	1	0	21.68	0.1472	21.84	0.1528
Middle		1	24	22.36	0.1722	22.42	0.1746
Highest		1	12	22.55	0.1799	22.51	0.1782
Limit	EIRP < 1W			Result		PASS	



LTE Band 4/ 10MHz (Average)							
Channel	Modulation	RB		Horizontal		Vertical	
		Size	Offset	EIRP(dBm)	EIRP(W)	EIRP(dBm)	EIRP(W)
Lowest	QPSK	1	49	23.04	0.2014	23.07	0.2028
Middle		1	25	23.72	0.2355	23.79	0.2393
Highest		1	0	23.73	0.2360	23.80	0.2399
Lowest	16QAM	1	25	21.95	0.1567	22.08	0.1614
Middle		1	25	22.26	0.1683	22.38	0.1730
Highest		1	0	22.54	0.1795	22.65	0.1841
Limit	EIRP < 1W			Result		PASS	

LTE Band 4 / 15MHz (Average)							
Channel	Modulation	RB		Horizontal		Vertical	
		Size	Offset	EIRP(dBm)	EIRP(W)	EIRP(dBm)	EIRP(W)
Lowest	QPSK	1	74	23.20	0.2089	23.33	0.2153
Middle		1	37	23.29	0.2133	23.51	0.2244
Highest		1	0	23.67	0.2328	23.78	0.2388
Lowest	16QAM	1	37	21.89	0.1545	21.95	0.1567
Middle		1	37	22.23	0.1671	22.42	0.1746
Highest		1	0	22.53	0.1791	22.60	0.1820
Limit	EIRP < 1W			Result		PASS	

LTE Band 4 / 20MHz (Average)							
Channel	Modulation	RB		Horizontal		Vertical	
		Size	Offset	EIRP(dBm)	EIRP(W)	EIRP(dBm)	EIRP(W)
Lowest	QPSK	1	0	22.66	0.1845	22.82	0.1914
Middle		1	0	23.15	0.2065	23.23	0.2104
Highest		1	0	23.50	0.2239	23.59	0.2286
Lowest	16QAM	1	99	22.09	0.1618	22.23	0.1671
Middle		1	99	22.36	0.1722	22.43	0.1750
Highest		1	0	22.27	0.1687	22.38	0.1730
Limit	EIRP < 1W			Result		PASS	





LTE Band 7 / 5MHz (Average)							
Channel	Modulation	RB		Horizontal		Vertical	
		Size	Offset	EIRP(dBm)	EIRP(W)	EIRP(dBm)	EIRP(W)
Lowest	QPSK	1	12	20.49	0.1119	18.75	0.0750
Middle		1	24	21.69	0.1476	19.76	0.0946
Highest		1	24	21.67	0.1469	20.42	0.1102
Lowest	16QAM	1	24	19.73	0.0940	17.79	0.0601
Middle		1	24	20.48	0.1117	18.68	0.0738
Highest		1	12	20.51	0.1125	19.20	0.0832
Limit	EIRP < 2W			Result		PASS	

LTE Band 7 / 10MHz (Average)							
Channel	Modulation	RB		Horizontal		Vertical	
		Size	Offset	EIRP(dBm)	EIRP(W)	EIRP(dBm)	EIRP(W)
Lowest	QPSK	1	49	20.26	0.1062	18.21	0.0662
Middle		1	49	21.46	0.1400	19.49	0.0889
Highest		1	25	21.40	0.1380	20.00	0.1000
Lowest	16QAM	1	49	19.78	0.0951	17.85	0.0610
Middle		1	49	20.50	0.1122	18.57	0.0719
Highest		1	49	20.52	0.1127	19.34	0.0859
Limit	EIRP < 2W			Result		PASS	



LTE Band 7 / 15MHz (Average)							
Channel	Modulation	RB		Horizontal		Vertical	
		Size	Offset	EIRP(dBm)	EIRP(W)	EIRP(dBm)	EIRP(W)
Lowest	QPSK	1	74	20.25	0.1059	18.24	0.0667
Middle		1	74	20.75	0.1189	18.91	0.0778
Highest		1	74	20.85	0.1216	19.49	0.0889
Lowest	16QAM	1	74	19.83	0.0962	17.94	0.0622
Middle		1	37	20.21	0.1050	18.44	0.0698
Highest		1	0	20.63	0.1156	19.12	0.0817
Limit	EIRP < 2W			Result		PASS	

LTE Band 7 / 20MHz (Average)							
Channel	Modulation	RB		Horizontal		Vertical	
		Size	Offset	EIRP(dBm)	EIRP(W)	EIRP(dBm)	EIRP(W)
Lowest	QPSK	1	99	20.59	0.1146	18.47	0.0703
Middle		1	99	20.90	0.1230	19.17	0.0826
Highest		1	99	20.90	0.1230	19.54	0.0899
Lowest	16QAM	1	99	20.00	0.1000	18.04	0.0637
Middle		1	99	20.55	0.1135	18.73	0.0746
Highest		1	49	20.51	0.1125	19.11	0.0815
Limit	EIRP < 2W			Result		PASS	



## Radiated Spurious Emission

LTE Band 2 / 1.4MHz / QPSK / RB Size 1 Offset 0									
Channel	Frequency ( MHz )	EIRP ( dBm )	Limit ( dBm )	Over Limit ( dB )	SPA Reading (dBm)	S.G. Power ( dBm )	TX Cable loss ( dB )	TX Antenna Gain (dBi)	Polarization (H/V)
Middle	3758.74	-52.92	-13	-39.92	-64.17	-64.65	0.87	12.60	H
	5638.11	-45.64	-13	-32.64	-61.52	-57.67	1.07	13.10	H
	7517.48	-51.23	-13	-38.23	-69.55	-60.84	1.69	11.30	H
	9396.85	-47.29	-13	-34.29	-70.72	-57.36	1.83	11.90	H
	11276.22	-39.24	-13	-26.24	-62.29	-48.85	1.89	11.50	H
	3758.74	-48.51	-13	-35.51	-60.98	-60.24	0.87	12.60	V
	5638.11	-50.76	-13	-37.76	-67.08	-62.79	1.07	13.10	V
	7517.48	-52.18	-13	-39.18	-70.4	-61.79	1.69	11.30	V
	9396.85	-48.44	-13	-35.44	-71.25	-58.51	1.83	11.90	V
	11276.22	-42.96	-13	-29.96	-65.76	-52.57	1.89	11.50	V

Remark: Spurious emissions within 30-1000MHz were found more than 20dB below limit line.

LTE Band 2 / 3MHz / QPSK / RB Size 1 Offset 0									
Channel	Frequency ( MHz )	EIRP ( dBm )	Limit ( dBm )	Over Limit ( dB )	SPA Reading (dBm)	S.G. Power ( dBm )	TX Cable loss ( dB )	TX Antenna Gain (dBi)	Polarization (H/V)
Middle	3757.3	-53.34	-13	-40.34	-64.59	-65.07	0.87	12.60	H
	5635.95	-48.49	-13	-35.49	-64.37	-60.52	1.07	13.10	H
	7514.6	-52.05	-13	-39.05	-70.37	-61.66	1.69	11.30	H
	9393.25	-47.45	-13	-34.45	-70.88	-57.52	1.83	11.90	H
	11271.9	-40.87	-13	-27.87	-63.92	-50.48	1.89	11.50	H
	3757.3	-52.43	-13	-39.43	-64.9	-64.16	0.87	12.60	V
	5635.95	-48.18	-13	-35.18	-64.5	-60.21	1.07	13.10	V
	7514.6	-52.25	-13	-39.25	-70.47	-61.86	1.69	11.30	V
	9393.25	-48.19	-13	-35.19	-71	-58.26	1.83	11.90	V
	11271.9	-43.91	-13	-30.91	-66.71	-53.52	1.89	11.50	V

Remark: Spurious emissions within 30-1000MHz were found more than 20dB below limit line.



LTE Band 2 / 5MHz / QPSK / RB Size 1 Offset 0									
Channel	Frequency ( MHz )	EIRP ( dBm )	Limit ( dBm )	Over Limit ( dB )	SPA Reading (dBm)	S.G. Power ( dBm )	TX Cable loss ( dB )	TX Antenna Gain (dBi)	Polarization (H/V)
Middle	3755.5	-54.83	-13	-41.83	-66.08	-66.56	0.87	12.60	H
	5633.25	-45.75	-13	-32.75	-61.63	-57.78	1.07	13.10	H
	7511	-52.37	-13	-39.37	-70.69	-61.98	1.69	11.30	H
	9388.75	-46.37	-13	-33.37	-69.80	-56.44	1.83	11.90	H
	11266.5	-37.92	-13	-24.92	-60.97	-47.53	1.89	11.50	H
	3755.5	-49.34	-13	-36.34	-61.81	-61.07	0.87	12.60	V
	5633.25	-49.02	-13	-36.02	-65.34	-61.05	1.07	13.10	V
	7511	-51.69	-13	-38.69	-69.91	-61.30	1.69	11.30	V
	9388.75	-48.14	-13	-35.14	-70.95	-58.21	1.83	11.90	V
	11266.5	-44.20	-13	-31.20	-67	-53.81	1.89	11.50	V

Remark: Spurious emissions within 30-1000MHz were found more than 20dB below limit line.

LTE Band 2 / 10MHz / QPSK / RB Size 1 Offset 0									
Channel	Frequency ( MHz )	EIRP ( dBm )	Limit ( dBm )	Over Limit ( dB )	SPA Reading (dBm)	S.G. Power ( dBm )	TX Cable loss ( dB )	TX Antenna Gain (dBi)	Polarization (H/V)
Middle	3751	-54.96	-13	-41.96	-66.21	-66.69	0.87	12.60	H
	5626.5	-48.13	-13	-35.13	-64.01	-60.16	1.07	13.10	H
	7502	-52.22	-13	-39.22	-70.54	-61.83	1.69	11.30	H
	9377.5	-47.12	-13	-34.12	-70.55	-57.19	1.83	11.90	H
	11253	-41.98	-13	-28.98	-65.03	-51.59	1.89	11.50	H
	3751	-50.48	-13	-37.48	-62.95	-62.21	0.87	12.60	V
	5626.5	-47.09	-13	-34.09	-63.41	-59.12	1.07	13.10	V
	7502	-52.28	-13	-39.28	-70.5	-61.89	1.69	11.30	V
	9377.5	-48.35	-13	-35.35	-71.16	-58.42	1.83	11.90	V
	11253	-46.14	-13	-33.14	-68.94	-55.75	1.89	11.50	V

Remark: Spurious emissions within 30-1000MHz were found more than 20dB below limit line.



LTE Band 2 / 15MHz / QPSK / RB Size 1 Offset 0									
Channel	Frequency ( MHz )	EIRP ( dBm )	Limit ( dBm )	Over Limit ( dB )	SPA Reading (dBm)	S.G. Power ( dBm )	TX Cable loss ( dB )	TX Antenna Gain (dBi)	Polarization (H/V)
Middle	3746.5	-50.51	-13	-37.51	-61.76	-62.24	0.87	12.60	H
	5619.75	-46.85	-13	-33.85	-62.73	-58.88	1.07	13.10	H
	7493	-52.09	-13	-39.09	-70.41	-61.70	1.69	11.30	H
	9366.25	-46.93	-13	-33.93	-70.36	-57.00	1.83	11.90	H
	11239.5	-40.96	-13	-27.96	-64.01	-50.57	1.89	11.50	H
	3746.5	-45.75	-13	-32.75	-58.22	-57.48	0.87	12.6	V
	5619.75	-48.78	-13	-35.78	-65.1	-60.81	1.07	13.10	V
	7493	-52.06	-13	-39.06	-70.28	-61.67	1.69	11.30	V
	9366.25	-48.26	-13	-35.26	-71.07	-58.33	1.83	11.90	V
	11239.5	-44.59	-13	-31.59	-67.39	-54.20	1.89	11.50	V

Remark: Spurious emissions within 30-1000MHz were found more than 20dB below limit line.

LTE Band 2 / 20MHz / QPSK / RB Size 1 Offset 0									
Channel	Frequency ( MHz )	EIRP ( dBm )	Limit ( dBm )	Over Limit ( dB )	SPA Reading (dBm)	S.G. Power ( dBm )	TX Cable loss ( dB )	TX Antenna Gain (dBi)	Polarization (H/V)
Middle	3742	-50.39	-13	-37.39	-61.64	-62.12	0.87	12.60	H
	5613	-47.72	-13	-34.72	-63.60	-59.75	1.07	13.10	H
	7484	-52.24	-13	-39.24	-70.56	-61.85	1.69	11.30	H
	9355	-47.27	-13	-34.27	-70.70	-57.34	1.83	11.90	H
	11226	-40.98	-13	-27.98	-64.03	-50.59	1.89	11.50	H
	3742	-51.92	-13	-38.92	-64.39	-63.65	0.87	12.60	V
	5613	-51.39	-13	-38.39	-67.71	-63.42	1.07	13.10	V
	7484	-52.55	-13	-39.55	-70.77	-62.16	1.69	11.30	V
	9355	-48.51	-13	-35.51	-71.32	-58.58	1.83	11.90	V
	11226	-43.20	-13	-30.20	-66	-52.81	1.89	11.50	V

Remark: Spurious emissions within 30-1000MHz were found more than 20dB below limit line.



LTE Band 4 / 1.4MHz / QPSK / RB Size 1 Offset 0									
Channel	Frequency ( MHz )	EIRP ( dBm )	Limit ( dBm )	Over Limit ( dB )	SPA Reading (dBm)	S.G. Power ( dBm )	TX Cable loss ( dB )	TX Antenna Gain (dBi)	Polarization (H/V)
Middle	3463.74	-49.48	-13	-36.48	-61.28	-61.23	0.85	12.60	H
	5195.61	-48.80	-13	-35.80	-64.67	-60.55	0.95	12.70	H
	6927.48	-54.17	-13	-41.17	-70.80	-64.69	1.18	11.70	H
	3463.74	-47.11	-13	-34.11	-57.34	-58.90	0.81	12.60	V
	5195.61	-50.64	-13	-37.64	-63.24	-62.39	0.95	12.70	V
	6927.48	-53.26	-13	-40.26	-70.44	-63.83	1.13	11.70	V

Remark: Spurious emissions within 30-1000MHz were found more than 20dB below limit line.

LTE Band 4 / 3MHz / QPSK / RB Size 1 Offset 0									
Channel	Frequency ( MHz )	EIRP ( dBm )	Limit ( dBm )	Over Limit ( dB )	SPA Reading (dBm)	S.G. Power ( dBm )	TX Cable loss ( dB )	TX Antenna Gain (dBi)	Polarization (H/V)
Middle	3462.3	-45.83	-13	-32.83	-57.63	-57.58	0.85	12.60	H
	5193.45	-49.05	-13	-36.05	-64.92	-60.80	0.95	12.70	H
	6924.6	-53.81	-13	-40.81	-70.44	-64.33	1.18	11.70	H
	3462.3	-45.57	-13	-32.57	-55.74	-57.36	0.81	12.60	V
	5193.45	-49.77	-13	-36.77	-62.37	-61.52	0.95	12.70	V
	6924.6	-53.40	-13	-40.40	-70.58	-63.97	1.13	11.70	V

Remark: Spurious emissions within 30-1000MHz were found more than 20dB below limit line.



LTE Band 4 / 5MHz / QPSK / RB Size 1 Offset 0									
Channel	Frequency ( MHz )	EIRP ( dBm )	Limit ( dBm )	Over Limit ( dB )	SPA Reading (dBm)	S.G. Power ( dBm )	TX Cable loss ( dB )	TX Antenna Gain (dBi)	Polarization (H/V)
Middle	3460.68	-48.08	-13	-35.08	-59.88	-59.83	0.85	12.60	H
	5191.02	-46.81	-13	-33.81	-62.68	-58.56	0.95	12.70	H
	6921.36	-53.88	-13	-40.88	-70.51	-64.40	1.18	11.70	H
	3460.68	-50.10	-13	-37.10	-60.33	-61.89	0.81	12.60	V
	5191.02	-46.00	-13	-33.00	-59.13	-57.75	0.95	12.70	V
	6921.36	-53.27	-13	-40.27	-70.45	-63.84	1.13	11.70	V

Remark: Spurious emissions within 30-1000MHz were found more than 20dB below limit line.

LTE Band 4 / 10MHz / QPSK / RB Size 1 Offset 0									
Channel	Frequency ( MHz )	EIRP ( dBm )	Limit ( dBm )	Over Limit ( dB )	SPA Reading (dBm)	S.G. Power ( dBm )	TX Cable loss ( dB )	TX Antenna Gain (dBi)	Polarization (H/V)
Middle	3456.18	-53.76	-13	-40.76	-65.56	-65.51	0.85	12.60	H
	5184.27	-48.94	-13	-35.94	-64.81	-60.69	0.95	12.70	H
	6912.36	-53.92	-13	-40.92	-70.55	-64.44	1.18	11.70	H
	3456.18	-50.01	-13	-37.01	-60.24	-61.80	0.81	12.60	V
	5184.27	-50.20	-13	-37.20	-62.8	-61.95	0.95	12.70	V
	6912.36	-53.78	-13	-40.78	-70.96	-64.35	1.13	11.70	V

Remark: Spurious emissions within 30-1000MHz were found more than 20dB below limit line.



LTE Band 4 / 15MHz / QPSK / RB Size 1 Offset 0									
Channel	Frequency ( MHz )	EIRP ( dBm )	Limit ( dBm )	Over Limit ( dB )	SPA Reading (dBm)	S.G. Power ( dBm )	TX Cable loss ( dB )	TX Antenna Gain (dBi)	Polarization (H/V)
Middle	3451.68	-51.84	-13	-38.84	-63.64	-63.59	0.85	12.60	H
	5177.52	-49.84	-13	-36.84	-65.71	-61.59	0.95	12.70	H
	6903.36	-53.85	-13	-40.85	-70.48	-64.37	1.18	11.70	H
	3451.68	-49.79	-13	-36.79	-60.02	-61.58	0.81	12.60	V
	5177.52	-51.98	-13	-38.98	-64.58	-63.73	0.95	12.70	V
	6903.36	-53.40	-13	-40.40	-70.58	-63.97	1.13	11.70	V

Remark: Spurious emissions within 30-1000MHz were found more than 20dB below limit line.

LTE Band 4 / 20MHz / QPSK / RB Size 1 Offset 0									
Channel	Frequency ( MHz )	EIRP ( dBm )	Limit ( dBm )	Over Limit ( dB )	SPA Reading (dBm)	S.G. Power ( dBm )	TX Cable loss ( dB )	TX Antenna Gain (dBi)	Polarization (H/V)
Middle	3447.18	-51.77	-13	-38.77	-63.57	-63.52	0.85	12.60	H
	5170.77	-51.11	-13	-38.11	-66.98	-62.86	0.95	12.70	H
	6894.36	-53.67	-13	-40.67	-70.30	-64.19	1.18	11.70	H
	3447.18	-50.07	-13	-37.07	-60.3	-61.86	0.81	12.60	V
	5170.77	-50.99	-13	-37.99	-63.59	-62.74	0.95	12.70	V
	6894.36	-53.67	-13	-40.67	-70.85	-64.24	1.13	11.70	V

Remark: Spurious emissions within 30-1000MHz were found more than 20dB below limit line.





LTE Band 7 / 5MHz / QPSK / RB Size 1 Offset 0									
Channel	Frequency ( MHz )	EIRP ( dBm )	Limit ( dBm )	Over Limit ( dB )	SPA Reading (dBm)	S.G. Power ( dBm )	TX Cable loss ( dB )	TX Antenna Gain (dBi)	Polarization (H/V)
Middle	5065.68	-26.41	-25.00	-1.41	-44.76	-38.16	0.95	12.70	H
	7598.52	-43.20	-25.00	-18.20	-64.29	-53.72	1.18	11.70	H
	10131.36	-33.73	-25.00	-8.73	-58.98	-44.38	1.45	12.10	H
	5065.68	-35.79	-25.00	-10.79	-53.60	-47.54	0.95	12.70	V
	7598.52	-46.98	-25.00	-21.98	-67.73	-57.22	1.46	11.70	V
	10131.36	-38.25	-25.00	-13.25	-61.11	-49.04	1.31	12.10	V

Remark: Spurious emissions within 30-1000MHz were found more than 20dB below limit line.

LTE Band 7 / 10MHz / QPSK / RB Size 1 Offset 0									
Channel	Frequency ( MHz )	EIRP ( dBm )	Limit ( dBm )	Over Limit ( dB )	SPA Reading (dBm)	S.G. Power ( dBm )	TX Cable loss ( dB )	TX Antenna Gain (dBi)	Polarization (H/V)
Middle	5061.18	-25.96	-25.00	-0.96	-44.36	-37.71	0.95	12.70	H
	7591.77	-43.19	-25.00	-18.19	-64.28	-53.71	1.18	11.70	H
	10122.36	-35.97	-25.00	-10.97	-61.15	-46.62	1.45	12.10	H
	5061.18	-35.59	-25.00	-10.59	-53.39	-47.34	0.95	12.70	V
	7591.77	-47.71	-25.00	-22.71	-68.46	-57.95	1.46	11.70	V
	10122.36	-40.95	-25.00	-15.95	-63.81	-51.74	1.31	12.10	V

Remark: Spurious emissions within 30-1000MHz were found more than 20dB below limit line.



LTE Band 7 / 15MHz / QPSK / RB Size 1 Offset 0									
Channel	Frequency ( MHz )	EIRP ( dBm )	Limit ( dBm )	Over Limit ( dB )	SPA Reading (dBm)	S.G. Power ( dBm )	TX Cable loss ( dB )	TX Antenna Gain (dBi)	Polarization (H/V)
Middle	5056.68	-25.69	-25.00	-0.69	-44.09	-37.44	0.95	12.70	H
	7585.02	-44.07	-25.00	-19.07	-65.16	-54.59	1.18	11.70	H
	10113.00	-34.66	-25.00	-9.66	-59.84	-45.31	1.45	12.10	H
	5056.68	-33.50	-25.00	-8.50	-51.64	-45.25	0.95	12.70	V
	7585.02	-48.76	-25.00	-23.76	-69.51	-59.00	1.46	11.70	V
	10113.00	-40.89	-25.00	-15.89	-63.75	-51.68	1.31	12.10	V

Remark: Spurious emissions within 30-1000MHz were found more than 20dB below limit line.

LTE Band 7 / 20MHz / QPSK / RB Size 1 Offset 0									
Channel	Frequency ( MHz )	EIRP ( dBm )	Limit ( dBm )	Over Limit ( dB )	SPA Reading (dBm)	S.G. Power ( dBm )	TX Cable loss ( dB )	TX Antenna Gain (dBi)	Polarization (H/V)
Middle	5052.18	-25.28	-25.00	-0.28	-43.70	-37.03	0.95	12.70	H
	7578.27	-43.21	-25.00	-18.21	-64.30	-53.73	1.18	11.70	H
	10104.36	-34.74	-25.00	-9.74	-59.92	-45.39	1.45	12.10	H
	5052.18	-32.77	-25.00	-7.77	-51.17	-44.52	0.95	12.70	V
	7578.27	-48.19	-25.00	-23.19	-68.94	-58.43	1.46	11.70	V
	10104.36	-39.84	-25.00	-14.84	-62.70	-50.63	1.31	12.10	V

Remark: Spurious emissions within 30-1000MHz were found more than 20dB below limit line.