

mi.com

R&TTE Declaration of Conformity

We, Xiaomi Inc.

The Rainbow City of China Resources, NO.68, Qinghe Middle Street,
Haidian District, Beijing, China
100085

Hereby, Xiaomi Inc. declares that this GSM/GPRS/EDGE/UMTS Digital Mobile Phone with Bluetooth and WiFi is in compliance with the essential requirements and other relevant provisions of Directive 1999/5/EC.

This device complies with the R&TTE Directive (1999/5/EC), the EMC Directive (2004/108/EC), and the Low Voltage Directive (2006/95/EC) issued by the Commission of the European Community.

A minimum separation distance of 1.5 cm must be maintained between the user's body and the device, including the antenna during body-worn operation to comply with the RF exposure requirements in Europe.

Complies with the essential requirements of Article 3 of the R&TTE 1999/5/EC Directive, if used for its intended use and that the following standards have been applied:

1. Health (Article 3.1(a) of the R&TTE Directive) Applied Standard(s):
EN 50566: 2013 / AC: 2014 EN 50360: 2001 + A1: 2012
EN 62209-1: 2006 / -2: 2010 EN 62479: 2010
EN 62311: 2008
2. Safety (Article 3.1(a) of the R&TTE Directive) Applied Standard(s):
EN 60950-1: 2006 + A11: 2009 + A1: 2010 + A12: 2011
EN 50332-2: 2003
3. Electromagnetic compatibility (Article 3.1 (b) of the R&TTE Directive)
Applied Standard(s):
EN 301 489-1 V1.9.2 / -3 V1.6.1 / -7 V1.3.1 / -17 V2.2.1 / -24 V1.5.1
4. Radio frequency spectrum usage (Article 3.2 of the R&TTE Directive)
Applied Standard(s):
EN 300 328 V1.8.1 EN 300 440-1 V1.6.1 / -2 V1.4.1
EN 301 908-1 V6.2.1 / -2 V6.2.1 EN 301 511 V9.0.2
EN 301 893 V1.7.1



Xiaomi Inc.

Product Model: 2014215

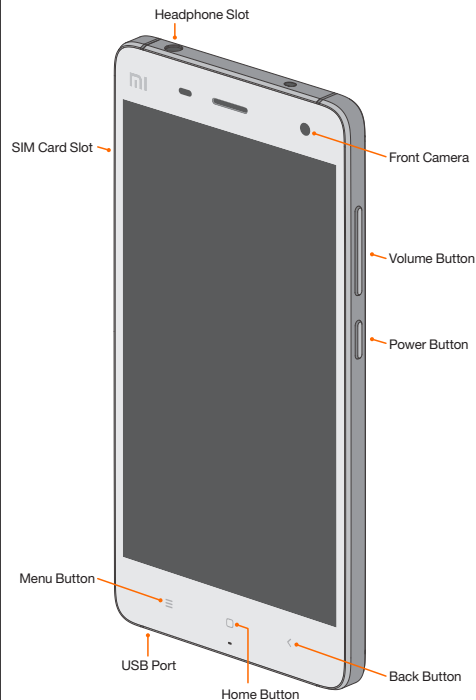
Product Name: Mobile Phone

Mi4 USER GUIDE

Xiaomi Inc. and its affiliated companies are legally entitled to trademarks and copyrights, including but not limited to "xiaomi", "小米", "MI", "MIUI", "xiaomi" "MIUI".

A-P-XXXX

Mi4 User Guide



Power Button

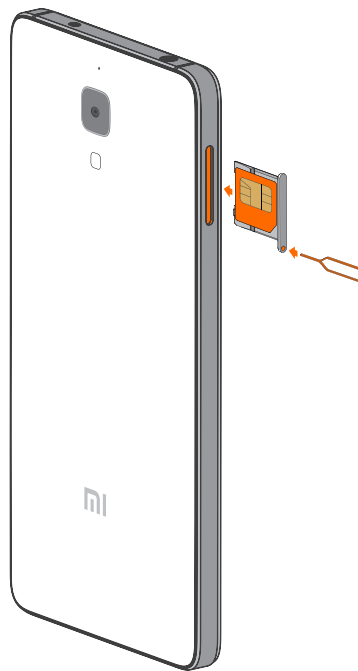
Long press this button to turn the device on or off.

Volume Button

Adjust the sound volume. Press this button when there is an incoming call to switch to silent mode.

USB Port

Supports USB On-The-Go function.



How to insert Micro-SIM/UIM card

- 1, Take out the pin attached to the User Guide.
- 2, To eject the SIM card tray, insert the pin into the slot at the side of the phone and press inwards.
- 3, As illustrated, place the SIM/UIM card onto the tray with the metal chip facing the back of the phone.
- 4, Insert the SIM card tray back into the phone.

Thank you for choosing Mi4


For more information, see:

- Xiaomi's official website: www.mi.com.

Facebook www.facebook.com/MiIndiaOfficial

Twitter [@MiIndiaOfficial](https://twitter.com/MiIndiaOfficial)

SAR 10g limit: 2W/kg
SAR Value: 0.848W/kg (MAX)

 Correct Disposal of this product. This marking indicates that this product should not be disposed of with other household wastes throughout the EU. To prevent possible harm to the environment or human health from uncontrolled waste disposal, recycle it responsibly to promote the sustainable reuse of material resources. To return your used device, please use the return and collection systems or contact the retailer where the product was purchased. They can take this product for environmental safe recycling.

The device is going on be operated in 5150~5350 frequency range.
It is restricted indoor environment only.

CAUTION

RISK OF EXPLOSION IF BATTERY IS REPLACED BY AN INCORRECT TYPE.
DISPOSE OF USED BATTERIES ACCORDING TO THE INSTRUCTIONS.



To prevent possible hearing damage,
do not listen at high volume levels for long periods.

Temperature: -10°C ~ 40°C
Adapter shall be installed near the equipment and shall be easily accessible.