



Bluetooth Remote Shutter

For iOS / Android



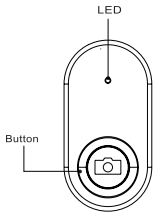
For iOS



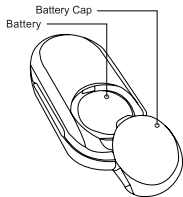
Owner's Manual

*Smart phone OS update or change in the future might lead to incompatible

Product illustration



FRONT



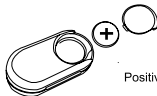
BACK

Specifications

Model: shutter

| | |
|------------------------|---|
| operating system | compatible with Android 4.2.2 or newer and IOS 6.0 or newer |
| Communication | Bluetooth Version . 3.0 |
| Transmit frequency | 2.4GHz - 2.4835GHz |
| Communication distance | 10m(30ft) |
| Battery life | CR1225 x 1 cell/ about 3 months under working in 20 times a day |
| Dimension | 37mm x18.9mm x10mm |
| Weight | About 7g |

Battery



Positive pole upwards to install the battery.



蓝牙遥控快门

基于苹果 / 安卓



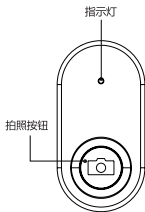
For iOS



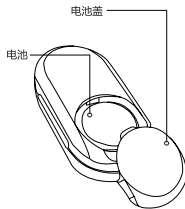
用户手册

*智能手机OS更新或未来的更改可能会导致不兼容

产品说明



前视图

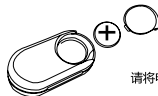


后视图

规格

| | |
|------|-----------------------------------|
| 拍照快门 | |
| 操作系统 | 兼容Android 4.2.2或更高版本和IOS 6.0或更高版本 |
| 蓝牙通讯 | 蓝牙版本3.0 |
| 发射频率 | 2.4GHz - 2.4835GHz |
| 通讯距离 | 10m(30英尺) |
| 电池寿命 | CR1225 * 1个电池/约3个月, 每天工作20次 |
| 尺寸 | 37mm x18.9mm x10mm |
| 重量 | 约 7g |

电池安装



请将电池正极向上安装。

 Attention:

NOTE: This equipment has been tested and found to comply with the limits for a Class B digital device, pursuant to part 15 of the FCC Rules. These limits are designed to provide reasonable protection against harmful interference in a residential installation. This equipment generates uses and can radiate radio frequency energy and, if not installed and used in accordance with the instructions, may cause harmful interference to radio communications. However, there is no guarantee that interference will not occur in a particular installation. If this equipment does cause harmful interference to radio or television reception, which can be determined by turning the equipment off and on, the user is encouraged to try to correct the interference by one or more of the following measures:

- Reorient or relocate the receiving antenna.
- Increase the separation between the equipment and receiver.
- Connect the equipment into an outlet on a circuit different from that to which the receiver is connected.
- Consult the dealer or an experienced radio/TV technician for help.

Changes or modifications not expressly approved by the party responsible for compliance could void the user's authority to operate the equipment.

This device complies with Part 15 of the FCC Rules. Operation is subject to the following two conditions:

(1) this device may not cause harmful interference, and (2) this device must accept any interference received, including interference that may cause undesired operation.