

## Appendix E. Setup Photographs

### <Conducted Emission>

Remote View






Rear View




<Radiated Emission>

X Plane for Non-TXBF Modes

LF




HF



X Plane for TXBF Modes

LF



HF

