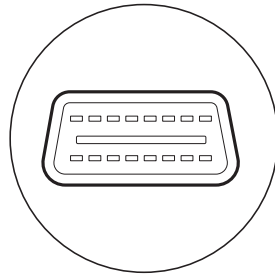


User Manual & Warranty

Quick Start	2
Getting Started	3
APP Features	4
Specifications	5
Important Safety Instructions	5
Compatibility	5
Warranty	6
Regulatory Compliance	8

Quick Start



OBD-II Connector

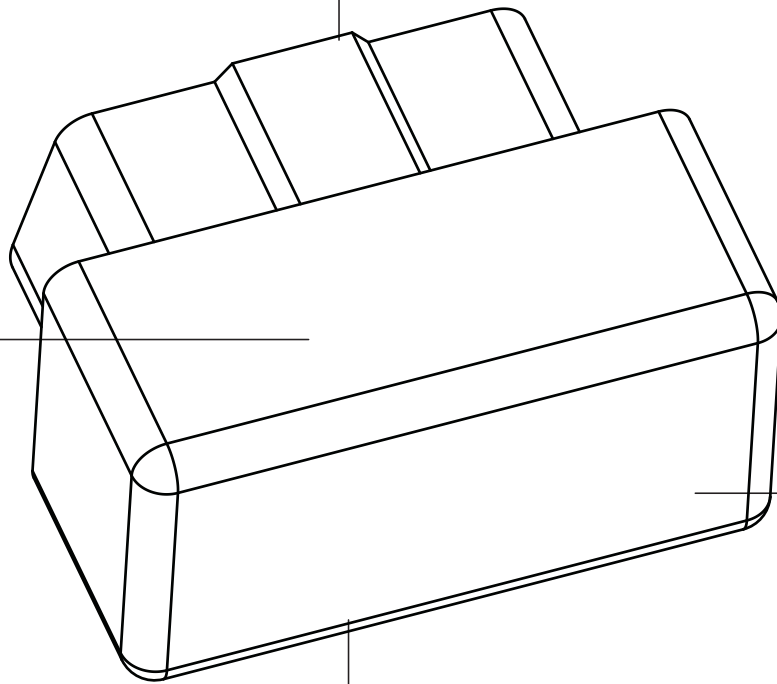
Plug this end into your vehicle's OBD-II port. See page 3 on how to locate the OBD-II port.

Ergonomic Design

Ergonomic design to ease installation

Premium Material

Premium German Bayer PC material capable of withstanding extremely hot weather



LED Lights

Indicate Bluetooth Status

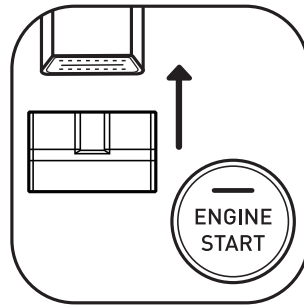
White Flashing: Waiting for Connection

White Solid: Connected


Getting Started



1 Search "ZUS" on the App Store or Google Play and download the app to your smartphone.



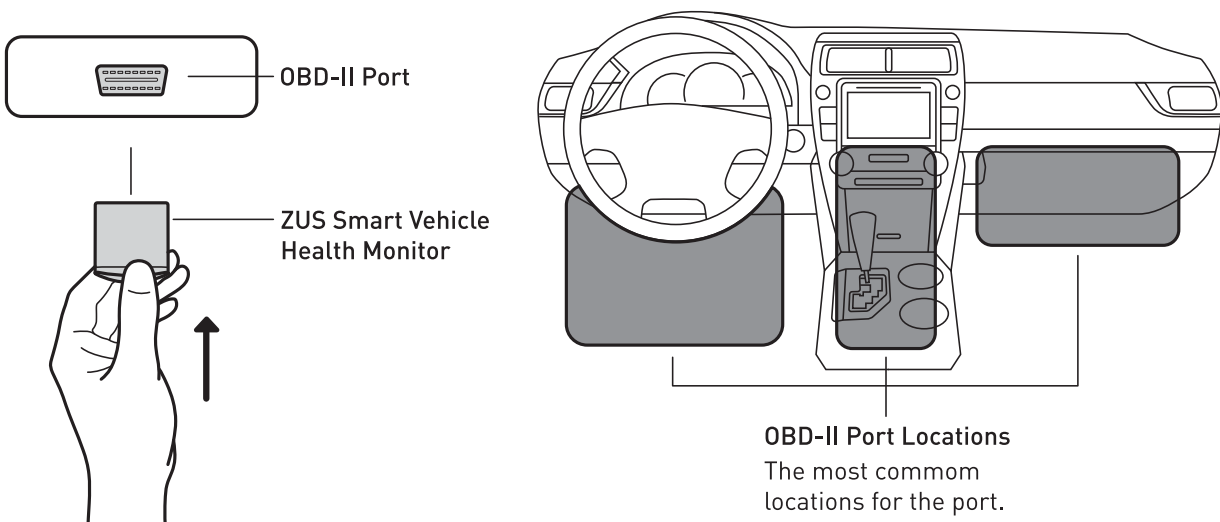
2 Plug ZUS Smart Vehicle Health Monitor into your car's OBD-II Port . Then start the car engine. Make sure that the white lights on the device are blinking.



3 Open the ZUS app and turn on your smartphone's Bluetooth. Click "add a device" and place your smartphone next to the device to pair.

Locating OBD-II Port

Refer to the diagram below to locate the OBD-II port. The most common location is left of the steering wheel and underneath the dashboard. Note that the vehicle's OBD-II port may be located behind a latch or contain a cover.



App Features

Engine Health Monitor

Keep tabs on your engine health with real-time alerts. Decode engine error codes, which normally costs a \$100 trip to the mechanic.

Pro Dashboard

Get real-time driving data, beyond just the basics. Monitor your car like a pro.

Safety Center

World's first predictive algorithm analyzes historical engine data for potential issues.

Find Your Car

The ZUS Smart Vehicle Health Monitor automatically saves your parking location. Simply open the ZUS app to find your car with the Map or Compass.

Instantly Share Your Parking Spot

Skip the complex instructions. Simply share locations with loved ones via Family Share and they can easily find where your car is parked with their smartphone.

Say Goodbye to Parking Tickets

Set a parking timer to alert you 10 minutes before time runs out.

Specifications

Specifications	ZUS Smart Vehicle Health Monitor
Size	42.0 X 41.5 X 21.7 mm / 1.65 X 1.63 X 0.85 inch
Weight	25g / 0.88oz
Input Current	0.05 - 0.1A
Input Voltage	12 - 24V
Color	Black
Model	Vehicle Health Monitor
Operating Frequency Range and Max Output Power	2402-2480MHz, -2.163dBm

Troubleshooting Tips

1. If the device has successfully paired with your smartphone and the white indicator lights are on, but there is no data appearing on the ZUS app, it may be that your vehicle does not support external OBD devices. There are certain car makes that do not support OBD-II devices for various reasons. Please check our online FAQ at www.help.nonda.co for more info.
2. If the device is plugged into the OBD-II port and the indicator lights are not turning on, please contact our Customer Support Team at cs@nonda.us for further assistance.

Important Safety Instructions

Do not submerge or expose to water for extended time period.
Do not place near any open flame sources.
Do not disassemble.
Avoid dropping.

Compatibility

Please note that your vehicle must be OBD-II compatible in order for the ZUS app to work. As a rule of thumb, petrol/gasoline vehicles built since 1996 and Diesels built since 2004 are OBD-II compliant.

No NDA inc. One year Warranty

nonda warrants that your nonda hardware product (the “Product”) will be free from defects in materials and workmanship under normal use for a period of one (1) year from the date of delivery.

REMEDIES

If a hardware defect in the Product arises and a valid claim is received within the Warranty Period, nonda will, at its sole option and subject to applicable laws: (a) repair the Product at no charge with a new or refurbished component or (b) replace the Product with a new or refurbished Product upon return of the defective Product. This Warranty does not apply to Products you purchased from unauthorized resellers, or where the instructions for use and activation of the Product are not complied with or where the Product is damaged as a result of abuse, accident, modification or other causes beyond our reasonable control. Any replacement product will be warranted for the remainder of the original warranty period or 30 calendar days, whichever is longer.

EXCLUSIONS AND LIMITATIONS

This Limited Warranty applies only to the original purchaser of Product that was purchased from an authorized retailer or sales channel.

Non-authorized 3rd party receipts or order numbers are NOT accepted for warranty verification. Without limiting the foregoing, the Limited Warranty does not apply to any (a) nonda products and services other than the Product, (b) Product that is, or nonda reasonably believes to be, stolen, (c) to damage caused by accident, abuse, misuse, flood, fire, earthquake or other external causes; (d) to damage caused by operating the Product outside the permitted or intended uses described by nonda or with improper voltage or power supply;

OBTAIN WARRANTY SERVICES

To obtain remedies under this Warranty, nonda must receive your claim before the end of the Warranty Period. You also must deliver the Product, in either its original packaging or packaging providing an equal degree of protection, to the address specified by nonda. Consumer shall bear the cost of shipping the device to nonda. By sending the Device, consumer agrees to transfer ownership to nonda. nonda may not return the original device to consumer. If the claim is justified based on this Warranty, nonda shall bear the cost of shipping the repaired or replacement device to the Consumer.

How To Make A Warranty Claim

Read through our warranty above. If you believe you are covered by the warranty, please prepare the following documents and email them to cs@nonda.us.

1. A copy or screenshot of the original purchase invoice to verify your warranty (order ID, purchase date, website or store)
 2. A description of the problem with a photo illustrating the physical damage
 3. Your shipping address including name, postal code and phone number
- If you need software support only, you may contact us with your app account and phone operation system. We would be glad to help.

Please note that, in the European Union, any warranty period less than two years shall be increased to two years.

Regulatory Compliance

FCC Compliance Statement FCC ID: 2AFZB-VHM

NOTE: This device complies with part 15 of the FCC Rules. Operation is subject to the following two conditions:

(1) This device may not cause harmful interference, and (2) this device must accept any interference received, including interference that may cause undesired operation. Any Changes or modifications not expressly approved by the party responsible for compliance could void the user's authority to operate the equipment. This equipment has been tested and found to comply with the limits for a Class B digital device, pursuant to part 15 of the FCC Rules. These limits are designed to provide reasonable protection against harmful interference in a residential installation. This equipment generates uses and can radiate radio frequency energy and, if not installed and used in accordance with the instructions, may cause harmful interference to radio communications. However, there is no guarantee that interference will not occur in a particular installation. If this equipment does cause harmful interference to radio or television reception, which can be determined by turning the equipment off and on, the user is encouraged to try to correct the interference by one or more of the following measures:

- Reorient or relocate the receiving antenna.
- Increase the separation between the equipment and receiver.
- Connect the equipment into an outlet on a circuit different from that to which the receiver is connected.
- Consult the dealer or an experienced radio/TV technician for help. To maintain compliance with FCC's RF Exposure guidelines, this equipment should be installed and operated with minimum distance between 20cm the radiator your body: Use only the supplied antenna.

NCC Statement

Administrative Regulations on Low Power Radio Waves Radiated Devices
warning:

Article 12

Without permission granted by the NCC, any company, enterprise, or user is not allowed to change frequency, enhance transmitting power or alter original characteristic as well as performance to a approved low power radio-frequency devices.

Article 14

The low power radio-frequency devices shall not influence aircraft security and interfere legal communications; If found, the user shall cease operating immediately until no interference is achieved.

The said legal communications means radio communications is operated in compliance with the Telecommunications Act.

The low power radio-frequency devices must be susceptible with the interference from legal communications or ISM radio wave radiated devices.

NCC警語：

根據交通部低功率電波輻射性電機管理辦法規定：

第十二條

經型式認證合格之低功率射頻電機，非經許可，公司、商號或使用者均不得擅自變更頻率、加大功率或變更原設計之特性及功能。

第十四條

低功率射頻電機之使用不得影響飛航安全及干擾合法通信；經發現有干擾現象時，應立即停用，並改善至無干擾時方得繼續使用。前項合法通信，指依電信法規定作業之無線電通信。低功率射頻電機須忍受合法通信或工業、科學及醫療用電波輻射性電機設備之干擾。



Declaration of Conformity

Refer to article 10(9), shall be provided as follows:

Hereby, No NDA inc. declares that the radio equipment type Smart Vehicle Health Monitor is in compliance with Directive 2014/53/EU.

The full text of the EU declaration of conformity is available at the following Internet address: <https://www.nonda.co/pages/regulation/>.

Please note that, in the European Union, any warranty period less than two years shall be increased to two years.

Manufacturer: No NDA Inc.

EU Warranty

2 year warranty against defects in materials and workmanship. For further warranty information, please visit www.nonda.co.

Garantie deux sur les matériaux et la technologie. Pour plus d'information rendez-vous sur le site www.nonda.co.

2 Jahre Garantie auf Material-und Fertigungsfehler. Für weitere Informationen zur Garantie besuchen Sie bitte www.nonda.co.

Garantia de 2 (dois) anos contra defeitos de materiais e mão de obra. Para mais informações de garantia, acesse www.nonda.co.

2 Anni di garanzia contro difetti di materiale e lavorazione. Per ulteriori informazioni sulla garanzia, si prega di visitare www.nonda.co.

2 jaar garantie tegen materiaal- en fabricagefouten. Meer informatie over de garantie bepalingen is beschikbaar bezoek de website www.nonda.co.

2 años de garantía contra defectos en materiales y mano de obra. Si necesita más información acerca de la garantía, por favor visite www.nonda.co.

如有材料和工艺方面的瑕疵, 我们负责保修两年。更多的保修信息, 请访问www.nonda.co 网站。

当社は材料が製造上の欠陥など2年間保証いたします。詳しくはwww.nonda.coウェブサイトをお問い合わせください。

재료 와 제조공예의문제상항은 2 년 보증입니다. 추가 보증 내용은 www.nonda.co에서 확인할수있습니다.

2 года гарантии на производственные дефекты корпуса и устройства. Для получения дополнительной информации о гарантии, пожалуйста, посетите nonda.co.

Developed by nonda in California. Assembled in China.

No NDA Inc., 320 Mountain View Avenue, Mountain View, CA 94041, USA.

No NDA Inc., Günther-Wagner-Allee 13, 30177 Hannover, Germany. www.nonda.co | TM
and © 2017 No NDA Inc. All rights reserved.