



## **Appendix B: Photographs of the Test Set-Up**

<b>APPENDIX B: PHOTOGRAPHS OF THE TEST SET-UP .....</b>	<b>1</b>
PHOTOGRAPH 1: SET-UP PHOTO FOR RADIATED EMISSION, BELOW 1GHz .....	2
PHOTOGRAPH 2: SET-UP PHOTO FOR RADIATED EMISSION, ABOVE 1GHz.....	2
PHOTOGRAPH 3: SET-UP FOR CONDUCTED EMISSION ON AC MAINS .....	3


Photograph 1: Set-up photo for Radiated Emission, Below 1GHz



Photograph 2: Set-up photo for Radiated Emission, Above 1GHz



**Photograph 3: Set-up for Conducted Emission on AC Mains**




===== End of Appendix =====

## Appendix B: Photographs of the Test Set-Up

<b>APPENDIX B: PHOTOGRAPHS OF THE TEST SET-UP .....</b>	<b>1</b>
PHOTOGRAPH 1: SET-UP FOR RADIATED SPURIOUS EMISSION, BELOW 1GHZ .....	2
PHOTOGRAPH 2: SET-UP FOR RADIATED SPURIOUS EMISSION, ABOVE 1GHZ.....	2

**Photograph 1: Set-up for Radiated Spurious Emission, Below 1GHz**



**Photograph 2: Set-up for Radiated Spurious Emission, Above 1GHz**



===== **End of Appendix** =====