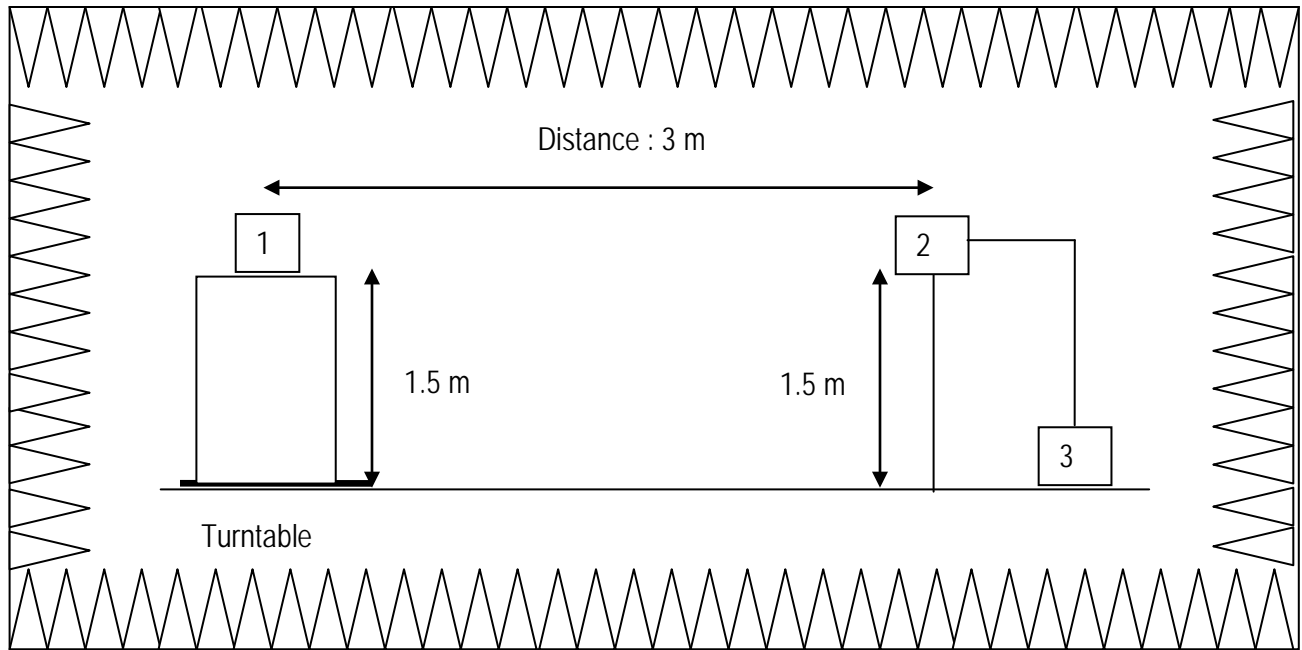



# Anechoic chamber setup


Above 1 GHz



- 1: Equipment Under Test
- 2: Measurement antenna
- 3: Measurement equipment


## Installation of Equipment Under Test






Anechoic chamber test site

Pre-measure below 30 MHz




Pre-measure between 30 MHz to 200 MHz






Pre-measure between 200 MHz to 1000 MHz



Measure between 1 GHz to 18 GHz



Conducted measurement setup







