

AppendixA: 20dBEmission Bandwidth

Test Result

TestMode	Antenna	Channel	20db EBW[MHz]	FL[MHz]	FH[MHz]	Limit[MHz]	Verdict
DH1	Ant1	2402	1.095	2401.481	2402.576	---	PASS
		2441	1.095	2440.481	2441.576	---	PASS
		2480	1.092	2479.484	2480.576	---	PASS
2DH1	Ant1	2402	1.362	2401.340	2402.702	---	PASS
		2441	1.359	2440.340	2441.699	---	PASS
		2480	1.359	2479.340	2480.699	---	PASS
3DH1	Ant1	2402	1.332	2401.367	2402.699	---	PASS
		2441	1.332	2440.367	2441.699	---	PASS
		2480	1.332	2479.367	2480.699	---	PASS

Test Graphs

DH1_Ant1_2402



DH1_Ant1_2441



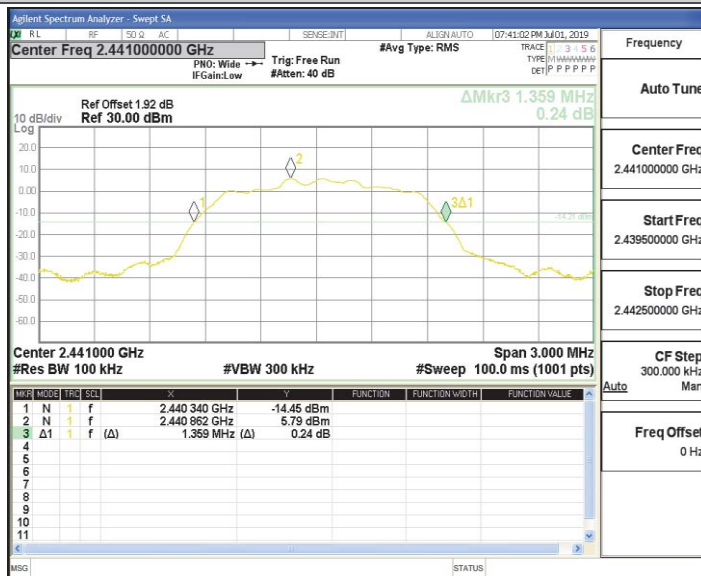
DH1_Ant1_2480



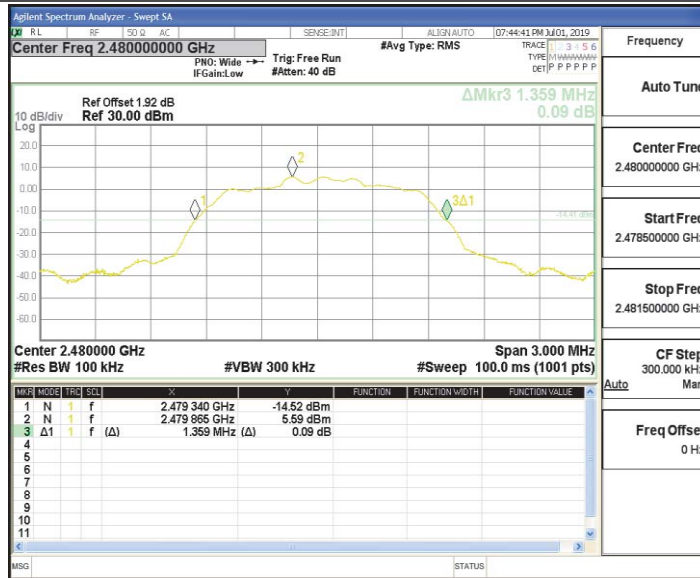
2DH1_Ant1_2402



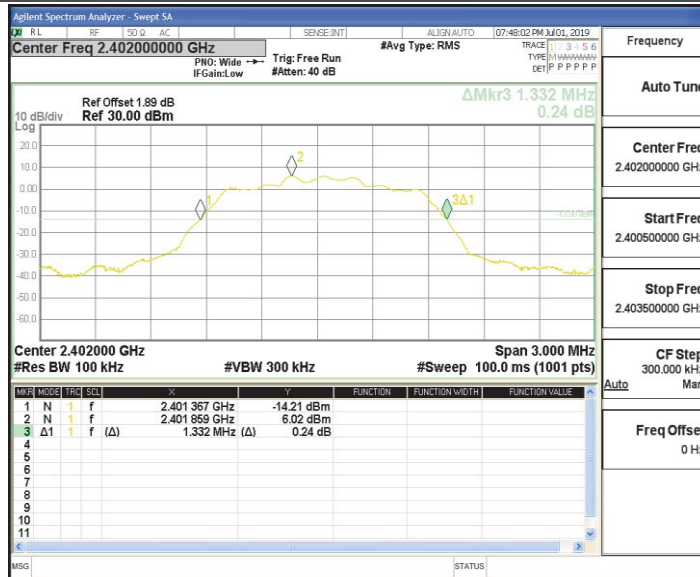
2DH1_Ant1_2441



2DH1_Ant1_2480



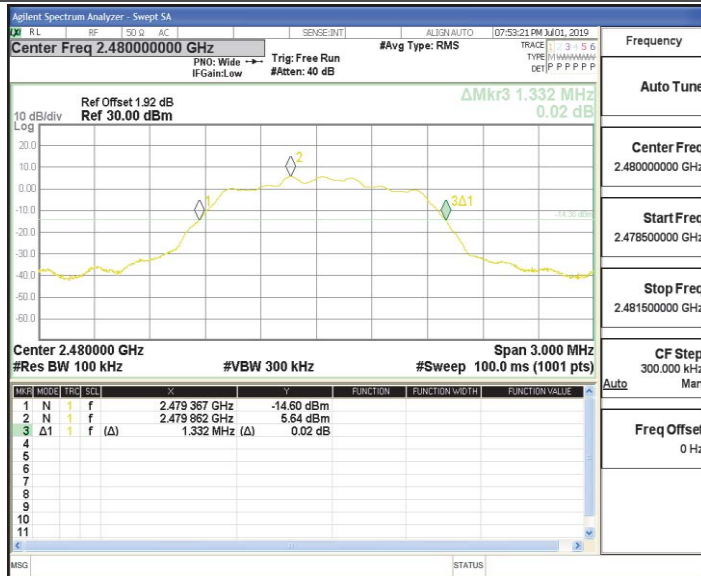
3DH1_Ant1_2402



3DH1_Ant1_2441



3DH1_Ant1_2480



AppendixC: Maximum conducted output power

Test Result

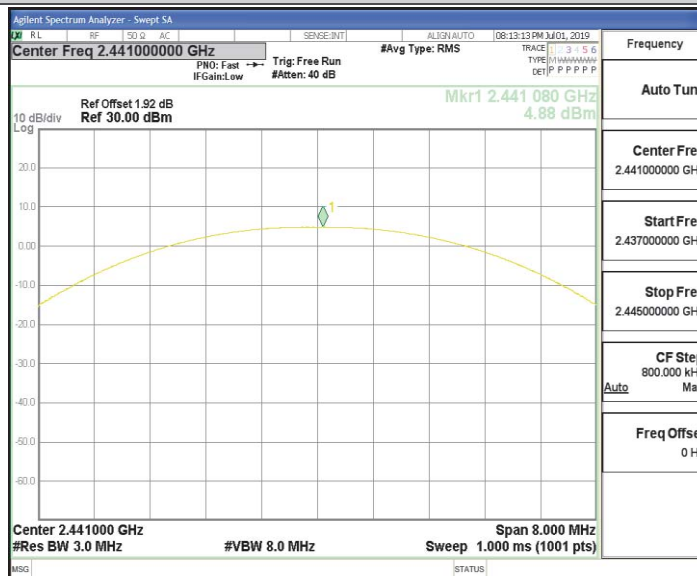
TestMode	Antenna	Channel	Result[dBm]	Limit[dBm]	Verdict
DH1	Ant1	2402	4.94	<=20.97	PASS
		2441	4.88	<=20.97	PASS
		2480	4.82	<=20.97	PASS
2DH1	Ant1	2402	7.49	<=20.97	PASS
		2441	7.31	<=20.97	PASS
		2480	7.24	<=20.97	PASS
3DH1	Ant1	2402	8.08	<=20.97	PASS
		2441	7.92	<=20.97	PASS
		2480	7.78	<=20.97	PASS

Test Graphs

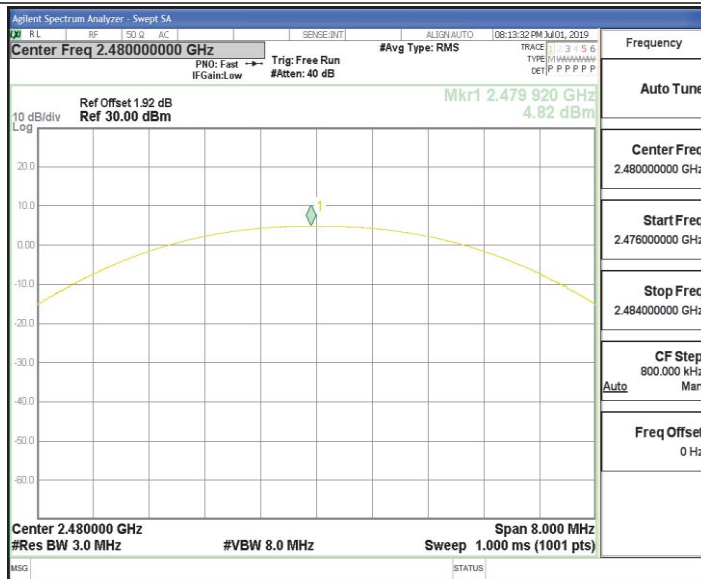
DH1_Ant1_2402



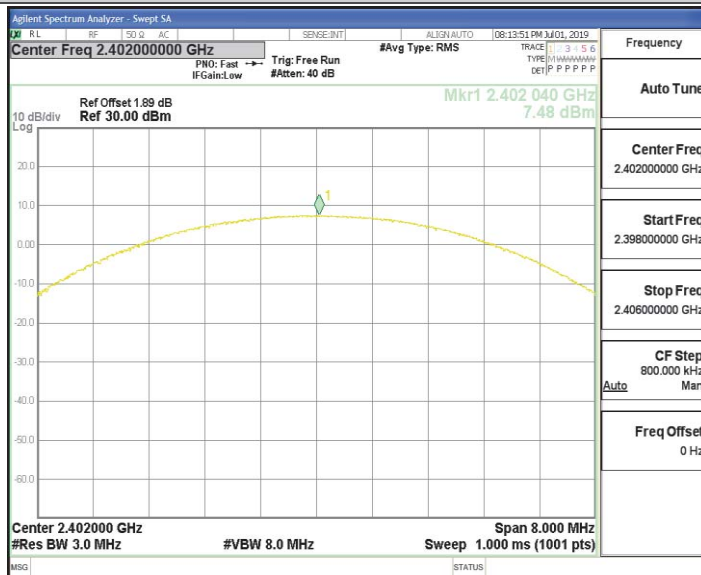
DH1_Ant1_2441



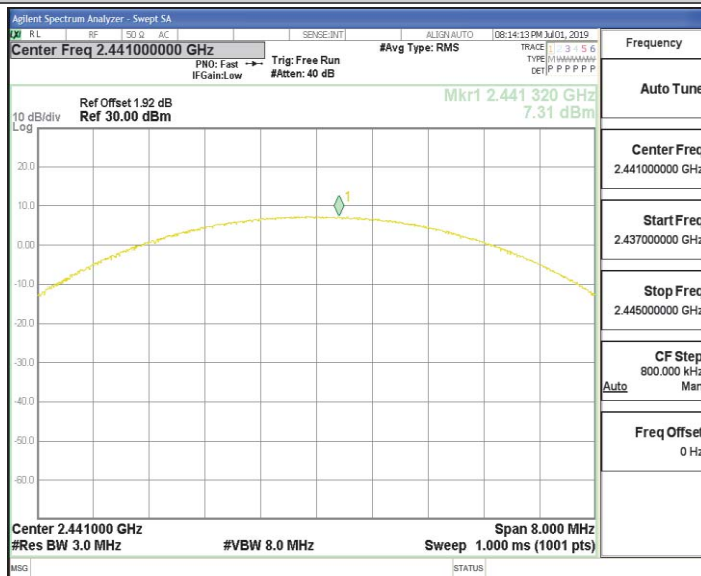
DH1_Ant1_2480



2DH1_Ant1_2402



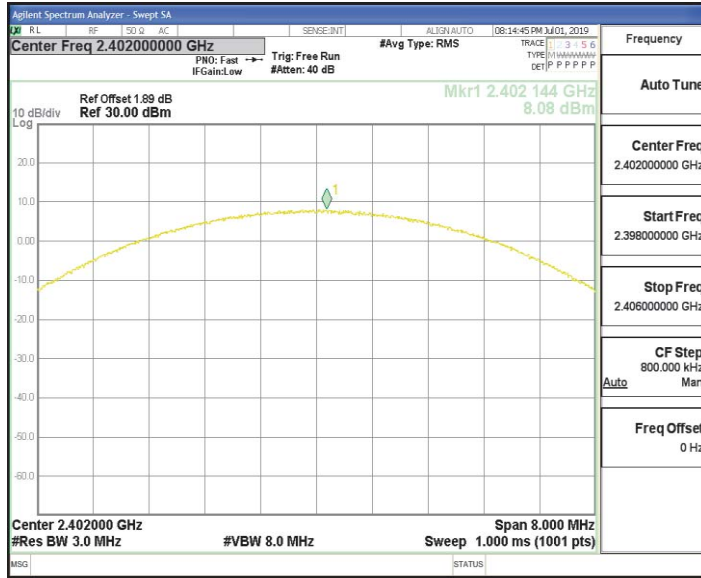
2DH1_Ant1_2441



2DH1_Ant1_2480



3DH1_Ant1_2402



3DH1_Ant1_2441



3DH1_Ant1_2480



AppendixD: Carrier frequency separation

Test Result

TestMode	Antenna	Channel	Result[dBm]	Limit[dBm]	Verdict
DH1	Ant1	Hop	0.854	=>0.730	PASS
2DH1	Ant1	Hop	0.990	=>0.908	PASS
3DH1	Ant1	Hop	1.164	=>0.888	PASS

Test Graphs

DH1_Ant1_Hop



2DH1_Ant1_Hop



3DH1_Ant1_Hop



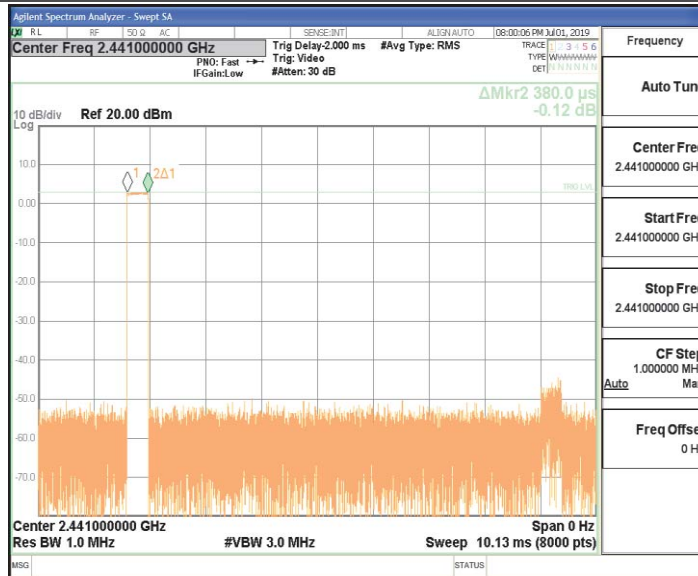
AppendixE: Time of occupancy

Test Result

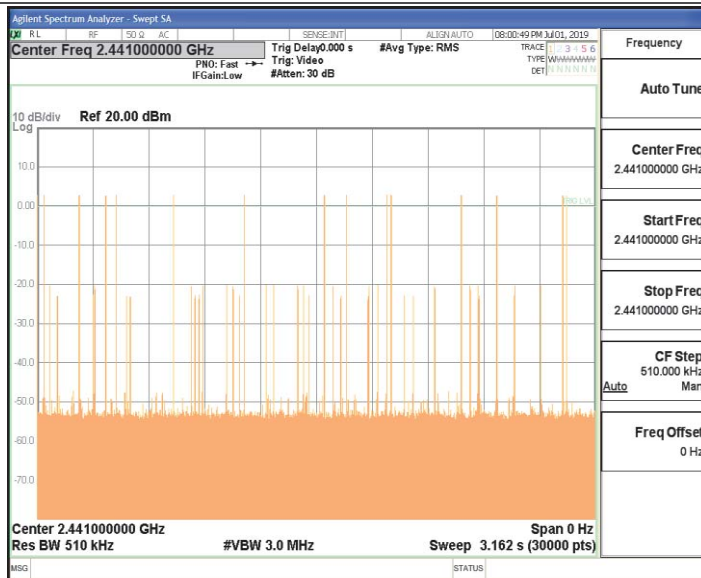
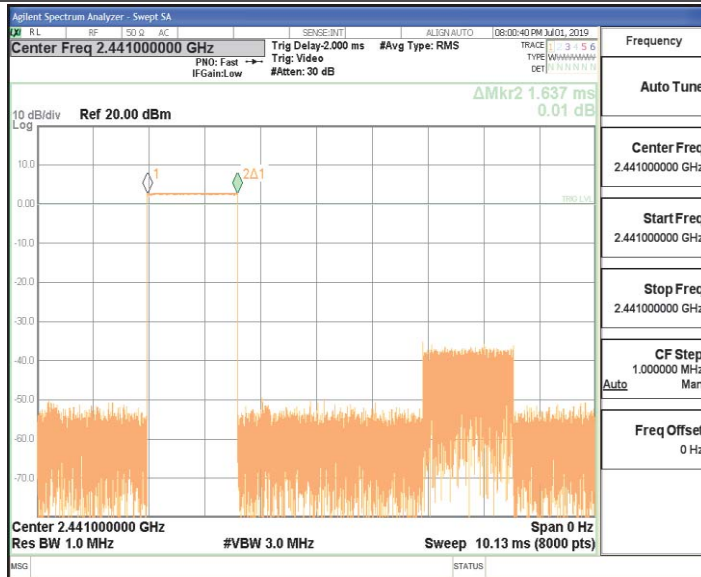
TestMode	Antenna	Channel	BurstWidth [ms]	TotalHops [Num]	Result[s]	Limit[s]	Verdict
DH1	Ant1	Hop	0.38	330	0.125	<=0.4	PASS
DH3	Ant1	Hop	1.64	150	0.245	<=0.4	PASS
DH5	Ant1	Hop	2.88	80	0.231	<=0.4	PASS

Test Graphs

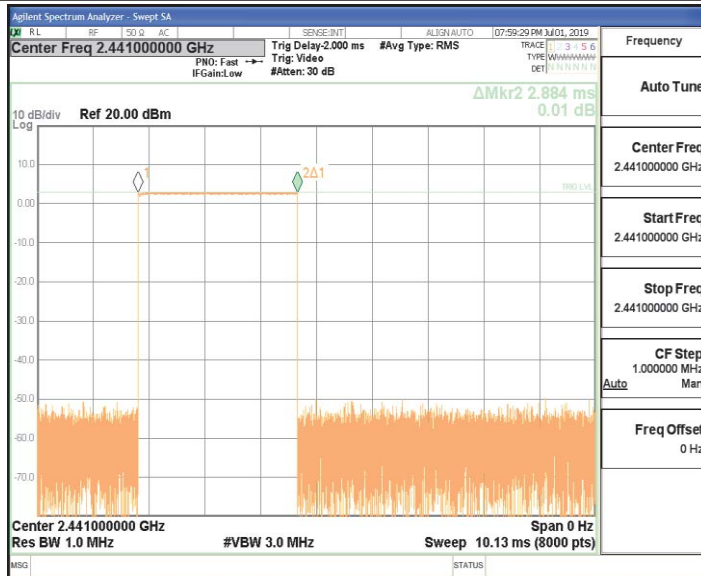
DH1_Ant1_Hop

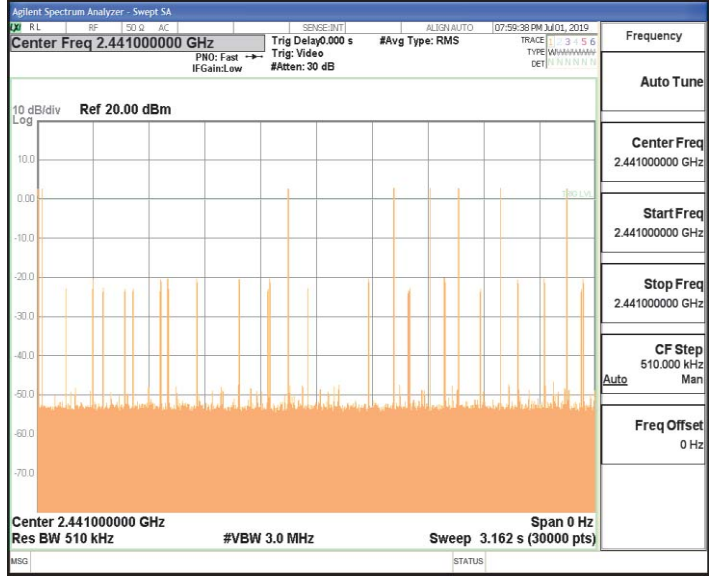


DH3_Ant1_Hop



DH5_Ant1_Hop





AppendixF: Number of hopping channels

Test Result

TestMode	Antenna	Channel	Result[Num]	Limit[Num]	Verdict
DH1	Ant1	Hop	79	>=15	PASS
2DH1	Ant1	Hop	79	>=15	PASS
3DH1	Ant1	Hop	79	>=15	PASS

Test Graphs

DH1_Ant1_Hop



2DH1_Ant1_Hop



3DH1_Ant1_Hop



AppendixG:Band edge measurements

Test Result

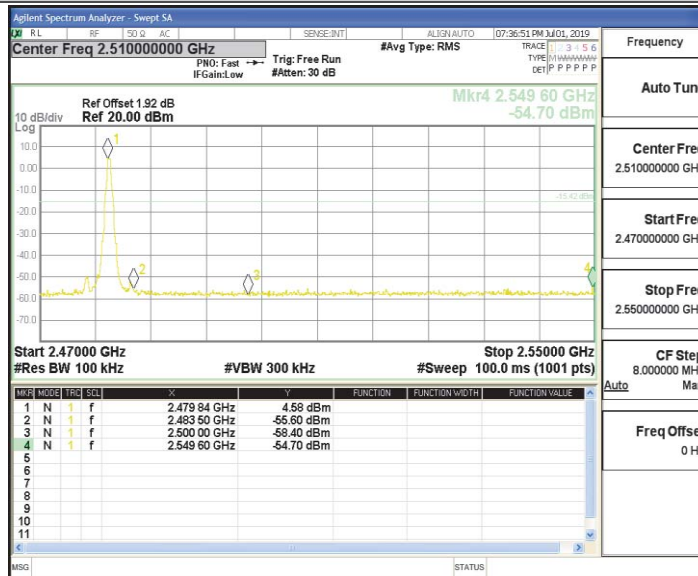
TestMode	Antenna	ChName	Channel	RefLevel [dBm]	Result [dBm]	Limit [dBm]	Verdict
DH1	Ant1	Low	2402	4.65	-49.66	<=-15.35	PASS
		High	2480	4.58	-54.7	<=-15.42	PASS
		Low	Hop_2402	4.64	-50.77	-15.36	PASS
		High	Hop_2480	4.30	-54.83	-15.7	PASS
2DH1	Ant1	Low	2402	5.87	-49.45	<=-14.13	PASS
		High	2480	5.52	-53.81	<=-14.49	PASS
		Low	Hop_2402	5.99	-50.59	-14.01	PASS
		High	Hop_2480	5.89	-55.47	-14.11	PASS
3DH1	Ant1	Low	2402	5.83	-49.44	<=-14.18	PASS
		High	2480	5.54	-54.59	<=-14.46	PASS
		Low	Hop_2402	5.89	-51.14	-14.11	PASS
		High	Hop_2480	5.96	-55.11	-14.04	PASS

Test Graphs

DH1_Ant1_Low_2402



DH1_Ant1_High_2480



DH1_Ant1_Low_Hop_2402



DH1_Ant1_High_Hop_2480



2DH1_Ant1_Low_2402



2DH1_Ant1_High_2480



2DH1_Ant1_Low_Hop_2402



2DH1_Ant1_High_Hop_2480



3DH1_Ant1_Low_2402



3DH1_Ant1_High_2480



3DH1_Ant1_Low_Hop_2402



3DH1_Ant1_High_Hop_2480

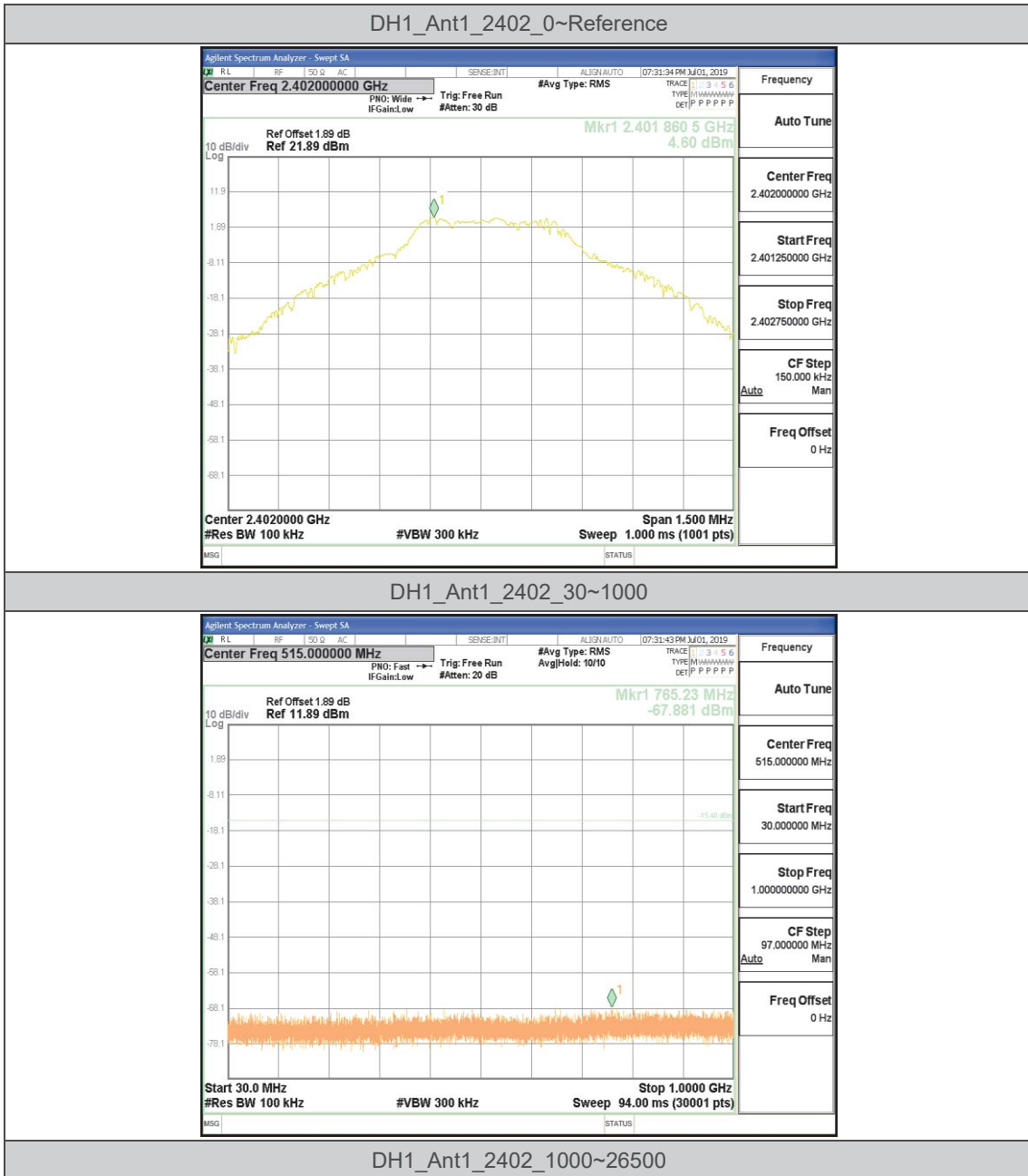


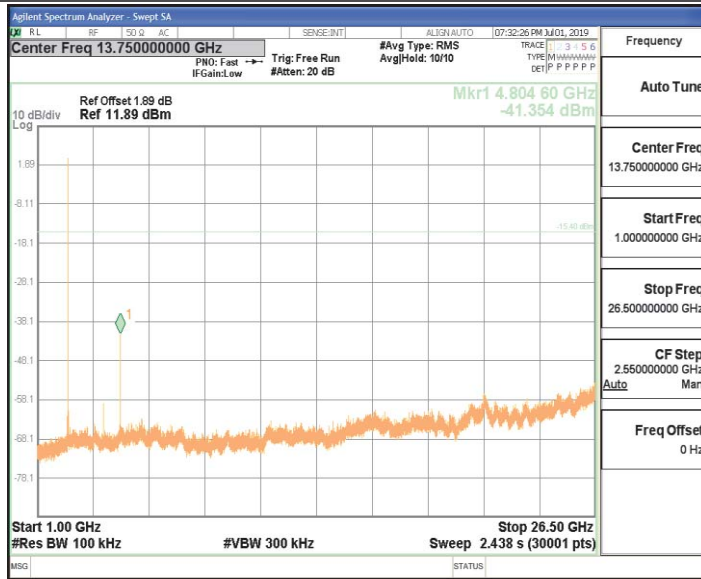
AppendixH:Conducted SpuriousEmission

Test Result

TestMode	Antenna	Channel	FreqRange [MHz]	RefLevel [dBm]	Result [dBm]	Limit [dBm]	Verdict
DH1	Ant1	2402	Reference	4.60	4.60	---	PASS
			30~1000	30~1000	-67.881	<=-15.404	PASS
			1000~26500	1000~26500	-41.354	<=-15.404	PASS
		2441	Reference	4.55	4.55	---	PASS
			30~1000	30~1000	-67.364	<=-15.452	PASS
			1000~26500	1000~26500	-42.46	<=-15.452	PASS
		2480	Reference	4.50	4.50	---	PASS
			30~1000	30~1000	-67.494	<=-15.499	PASS
			1000~26500	1000~26500	-45.177	<=-15.499	PASS
2DH1	Ant1	2402	Reference	5.87	5.87	---	PASS
			30~1000	30~1000	-67.399	<=-14.133	PASS
			1000~26500	1000~26500	-43	<=-14.133	PASS
		2441	Reference	5.63	5.63	---	PASS
			30~1000	30~1000	-67.828	<=-14.375	PASS
			1000~26500	1000~26500	-47.222	<=-14.375	PASS
		2480	Reference	5.49	5.49	---	PASS
			30~1000	30~1000	-66.958	<=-14.513	PASS
			1000~26500	1000~26500	-46.911	<=-14.513	PASS
3DH1	Ant1	2402	Reference	5.82	5.82	---	PASS
			30~1000	30~1000	-67.079	<=-14.18	PASS
			1000~26500	1000~26500	-43.269	<=-14.18	PASS
		2441	Reference	5.64	5.64	---	PASS
			30~1000	30~1000	-67.435	<=-14.359	PASS
			1000~26500	1000~26500	-44.422	<=-14.359	PASS
		2480	Reference	5.47	5.47	---	PASS
			30~1000	30~1000	-67.274	<=-14.534	PASS
			1000~26500	1000~26500	-47.951	<=-14.534	PASS

Test Graphs

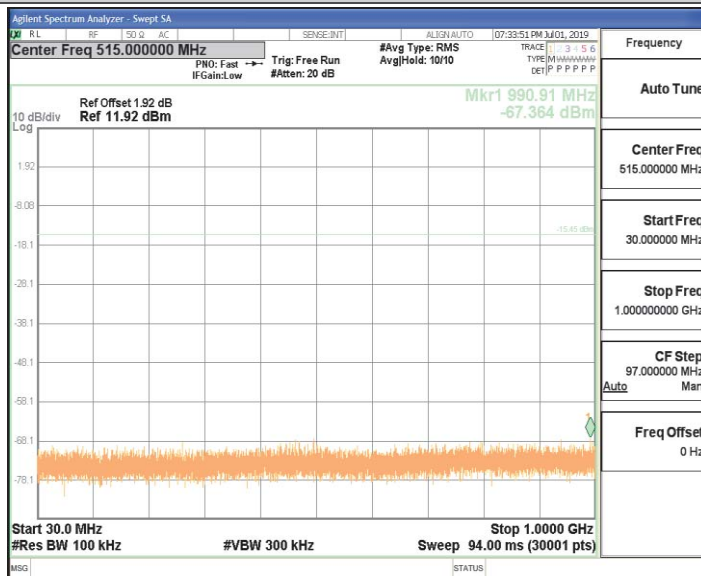




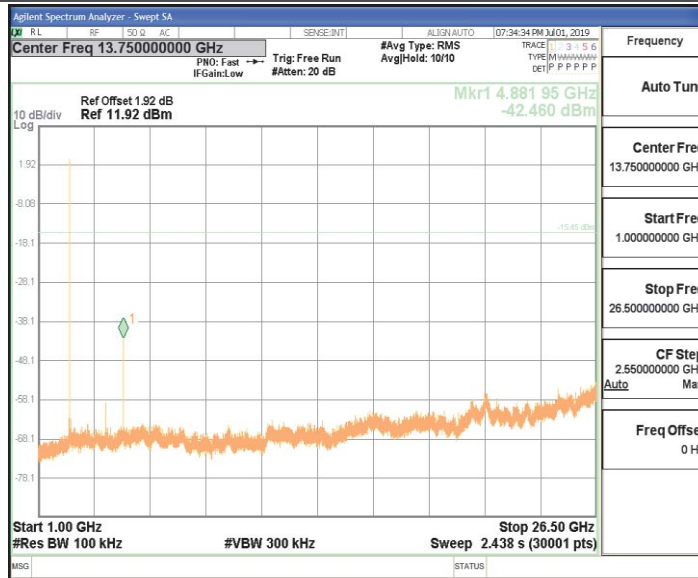
DH1_Ant1_2441_0~Reference



DH1_Ant1_2441_30~1000



DH1_Ant1_2441_1000~26500



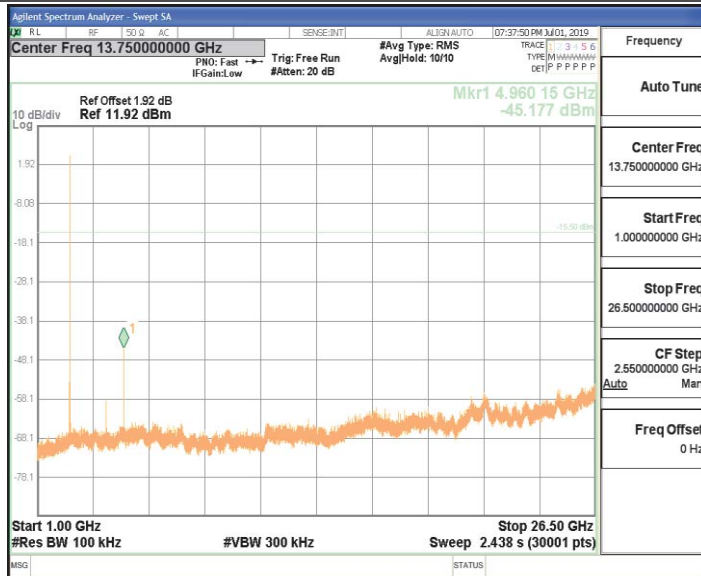
DH1_Ant1_2480_0~Reference



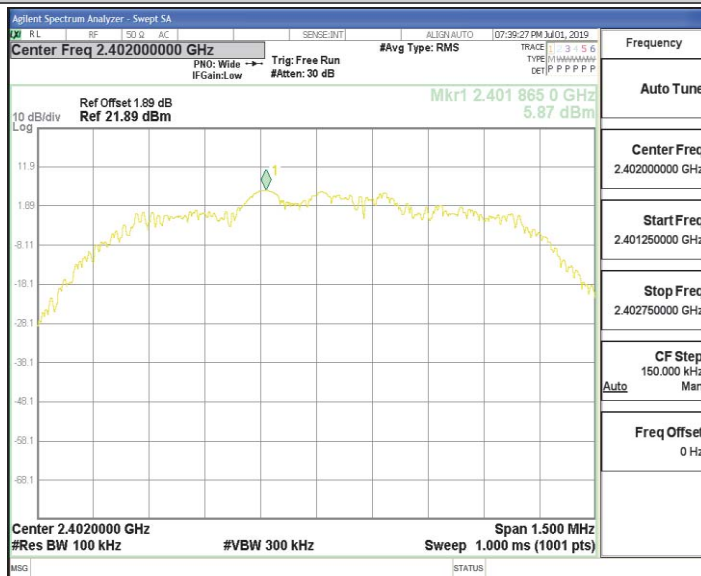
DH1_Ant1_2480_30~1000



DH1_Ant1_2480_1000~26500



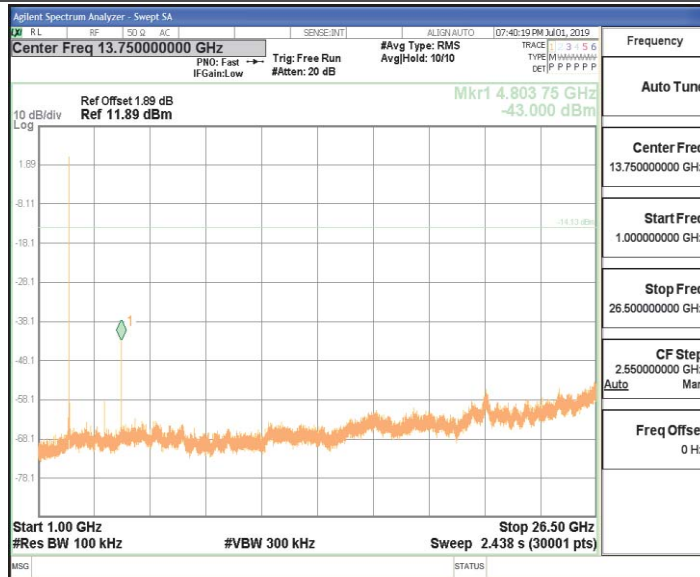
2DH1_Ant1_2402_0~Reference



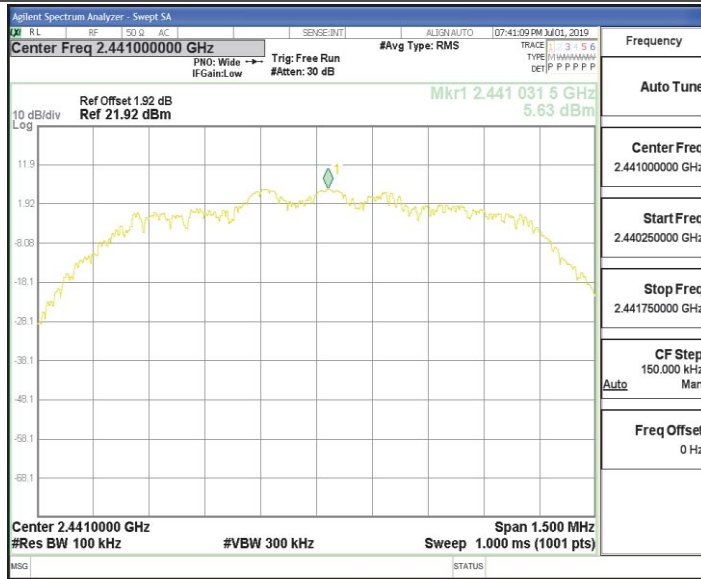
2DH1_Ant1_2402_30~1000



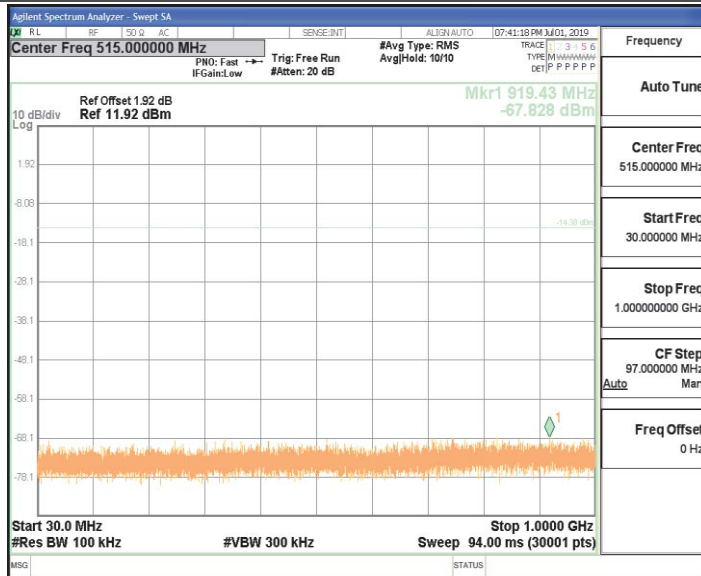
2DH1_Ant1_2402_1000~26500



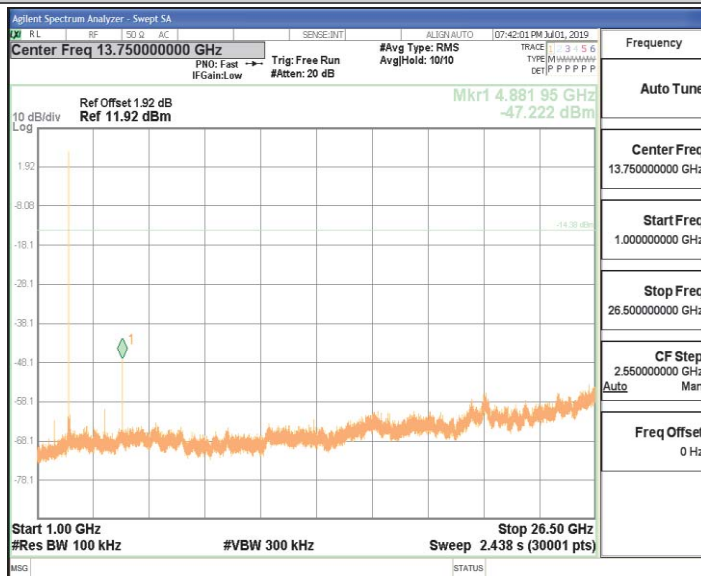
2DH1_Ant1_2441_0~Reference



2DH1_Ant1_2441_30~100



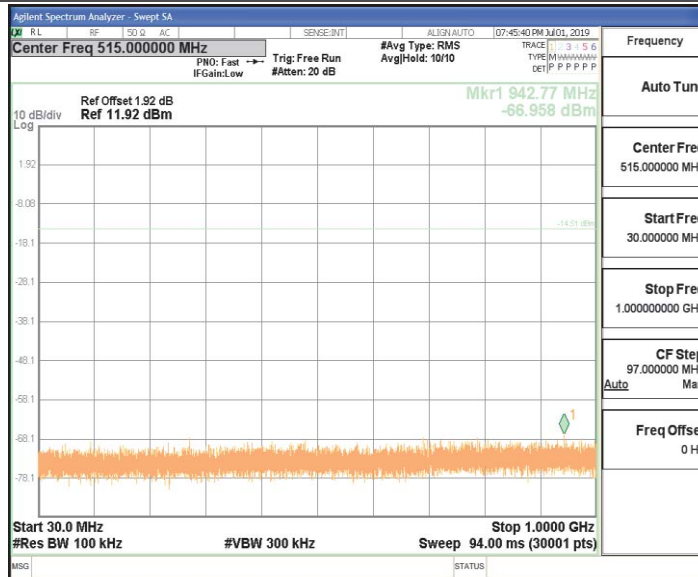
2DH1_Ant1_2441_1000~26500



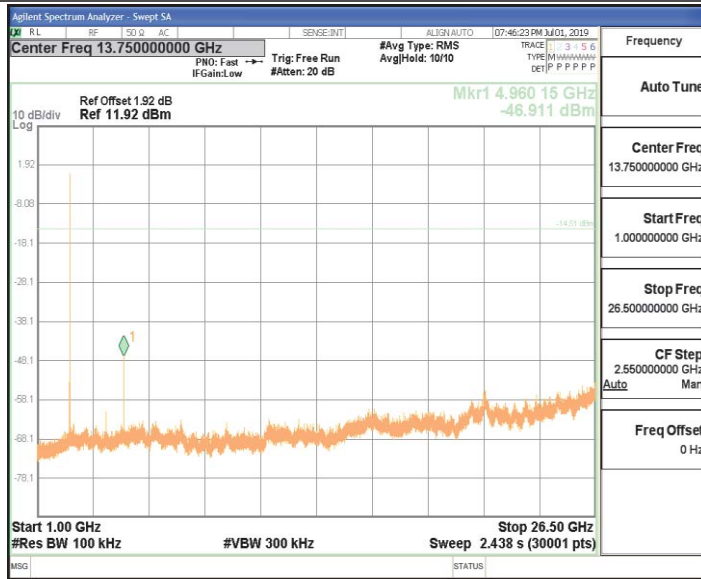
2DH1_Ant1_2480_0~Reference



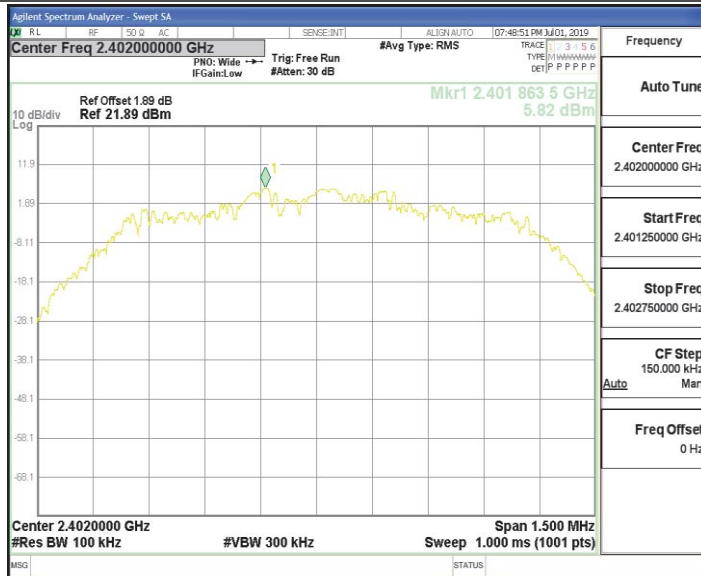
2DH1_Ant1_2480_30~1000



2DH1_Ant1_2480_1000~26500



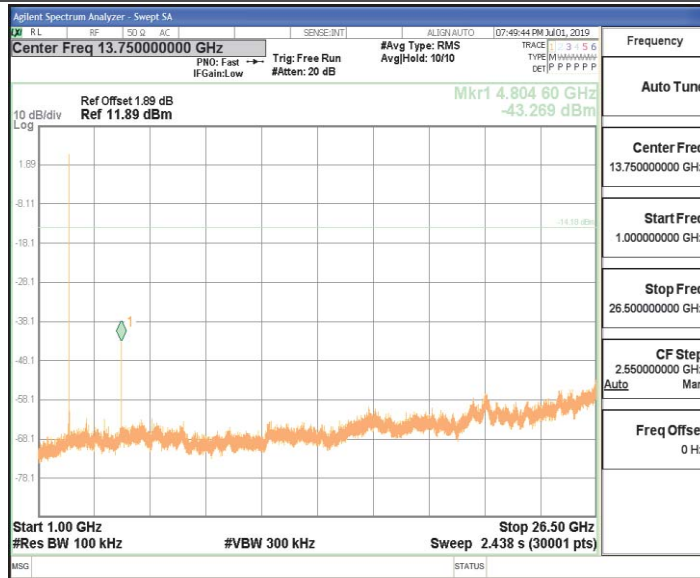
3DH1_Ant1_2402_0~Reference



3DH1_Ant1_2402_30~1000



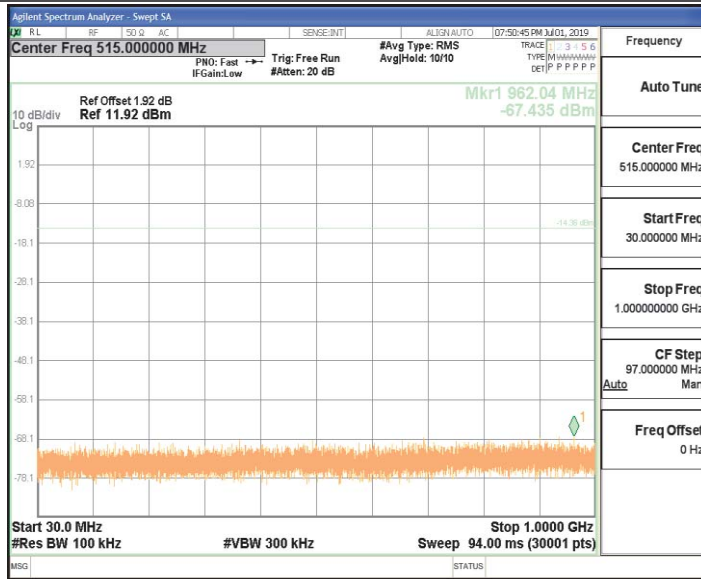
3DH1_Ant1_2402_1000~26500



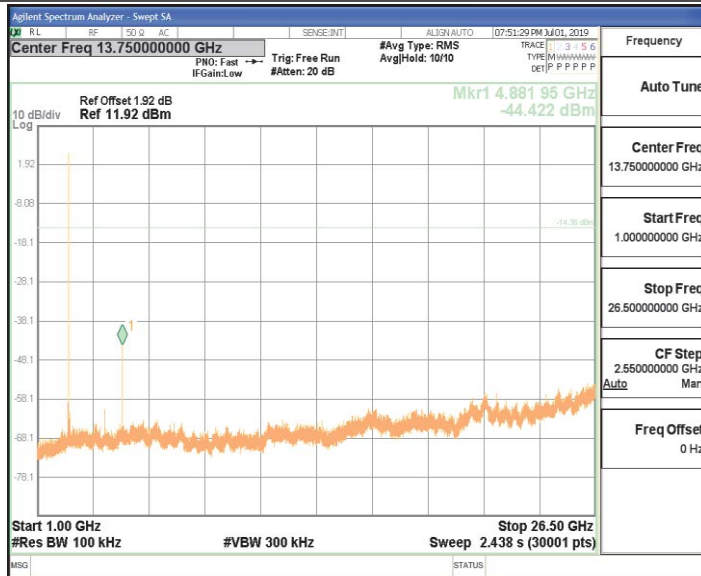
3DH1_Ant1_2441_0~Reference



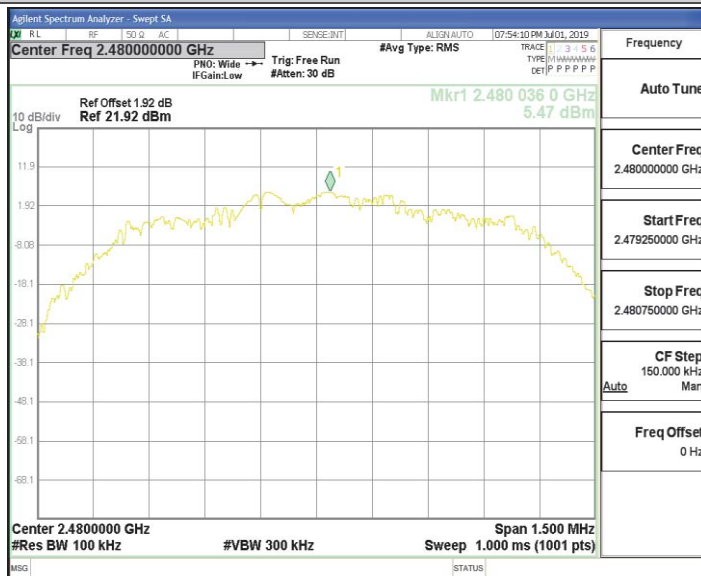
3DH1_Ant1_2441_30~1000



3DH1_Ant1_2441_1000~26500



3DH1_Ant1_2480_0~Reference



3DH1_Ant1_2480_30~1000



3DH1_Ant1_2480_1000~26500

