

# SoluM ESL Gateway User Manual

SLG-EN101U

## SoluM E-Label Platform

REV1.1

[ PMN(Product Marking Name) : ESL Gateway ]

[ FVIN(FirmwareVersion Identity Number : V1.0 ]

SoluM

08-31-2020

## SUMMARY

This documentation is intended as a guide for the usage and installation of the SoluM ESL Gateway.



© 2020SoluM. All rights reserved

*The names of actual companies and products mentioned herein may be the trademarks of their respective owners.*

*No part of this document may be reproduced, stored in a retrieval system, or transmitted in any form or by any means without the express written consent of SoluM.*

***This document is subject to change without notice.***

**THE SPECIFICATIONS AND INFORMATION REGARDING THE PRODUCTS IN THIS MANUAL ARE SUBJECT TO CHANGE WITHOUT NOTICE. ALL STATEMENTS, INFORMATION, AND RECOMMENDATIONS IN THIS MANUAL ARE BELIEVED TO BE ACCURATE BUT ARE PRESENTED WITHOUT WARRANTY OF ANY KIND, EXPRESS OR IMPLIED. USERS MUST TAKE FULL RESPONSIBILITY FOR THEIR APPLICATION OF ANY PRODUCTS.**

THE SOFTWARE LICENSE AND LIMITED WARRANTY FOR THE ACCOMPANYING PRODUCT ARE SET FORTH IN THE INFORMATION PACKET THAT SHIPPED WITH THE PRODUCT AND ARE INCORPORATED HEREIN BY THIS REFERENCE. IF YOU ARE UNABLE TO LOCATE THE SOFTWARE LICENSE OR LIMITED WARRANTY, CONTACT YOUR SOLUM REPRESENTATIVE FOR A COPY.

NOTWITHSTANDING ANY OTHER WARRANTY HEREIN, ALL DOCUMENT FILES AND SOFTWARE OF THESE SUPPLIERS ARE PROVIDED "AS IS" WITH ALL FAULTS. SOLUM AND THE ABOVE-NAMED SUPPLIERS DISCLAIM ALL WARRANTIES, EXPRESSED OR IMPLIED, INCLUDING, WITHOUT LIMITATION, THOSE OF MERCHANTABILITY, FITNESS FOR A PARTICULAR PURPOSE AND NONINFRINGEMENT OR ARISING FROM A COURSE OF DEALING, USAGE, OR TRADE PRACTICE.

IN NO EVENT SHALL SOLUM OR ITS SUPPLIERS BE LIABLE FOR ANY INDIRECT, SPECIAL, CONSEQUENTIAL, OR INCIDENTAL DAMAGES, INCLUDING, WITHOUT LIMITATION, LOST PROFITS OR LOSS OR DAMAGE TO DATA ARISING OUT OF THE USE OR INABILITY TO USE THIS MANUAL, EVEN IF SOLUM OR ITS SUPPLIERS HAVE BEEN ADVISED OF THE POSSIBILITY OF SUCH DAMAGES

Any Internet Protocol (IP) addresses and phone numbers used in this document are not intended to be actual addresses and phone numbers. Any examples, command display output, network topology diagrams, and other figures included in the document are shown for illustrative purposes only. Any use of actual IP addresses or phone numbers in illustrative content is unintentional and coincidental.

SoluM and the SoluM logo are trademarks or registered trademarks of SoluM and/or its affiliates in the KOREA. and other countries Third-party trademarks mentioned are the property of their respective owners. The use of the word partner does not imply a partnership relationship between SoluM and any other company.

©2016-2020 SoluM Co Ltd, Inc. All rights reserved.

# TABLE OF CONTENTS

<b>1</b>	<b>PREFACE</b> .....	<b>5</b>
1.1	ABOUT THIS GUIDE .....	5
1.2	AUDIENCE .....	5
1.3	ABBREVIATIONS AND ACRONYMS .....	5
<b>2</b>	<b>OVERVIEW</b> .....	<b>6</b>
<b>3</b>	<b>PRODUCT SPECIFICATIONS</b> .....	<b>7</b>
3.1	GATEWAY GENERAL SPECIFICATIONS .....	7
3.2	GATEWAY RF SPECIFICATIONS .....	8
<b>4</b>	<b>PRODUCT DESCRIPTION</b> .....	<b>9</b>
4.1	GATEWAY EXTERIOR .....	9
4.2	STATUS CHECK .....	10
<b>5</b>	<b>PRECAUTIONS</b> .....	<b>11</b>
5.1	USAGE ENVIRONMENT .....	11
5.2	STORAGE AND USE .....	11
5.3	FCC	
5.4	IC Information to User	

## DOCUMENT HISTORY

Rev.	Date	Revision history	Page
1.0	Aug31, 2020	First Edition	-

# 1 Preface

## 1.1 About This Guide

This guide introduces the end user to the SoluMESL (Electronic Shelf Label) Gateway and provides explanations for the usage and installation of the Gateway with accompanying images.

## 1.2 Audience

This guide is intended for any user (store managers, associates, installers, etc.) properly authorized to operate and install company equipment.

## 1.3 Abbreviations and Acronyms

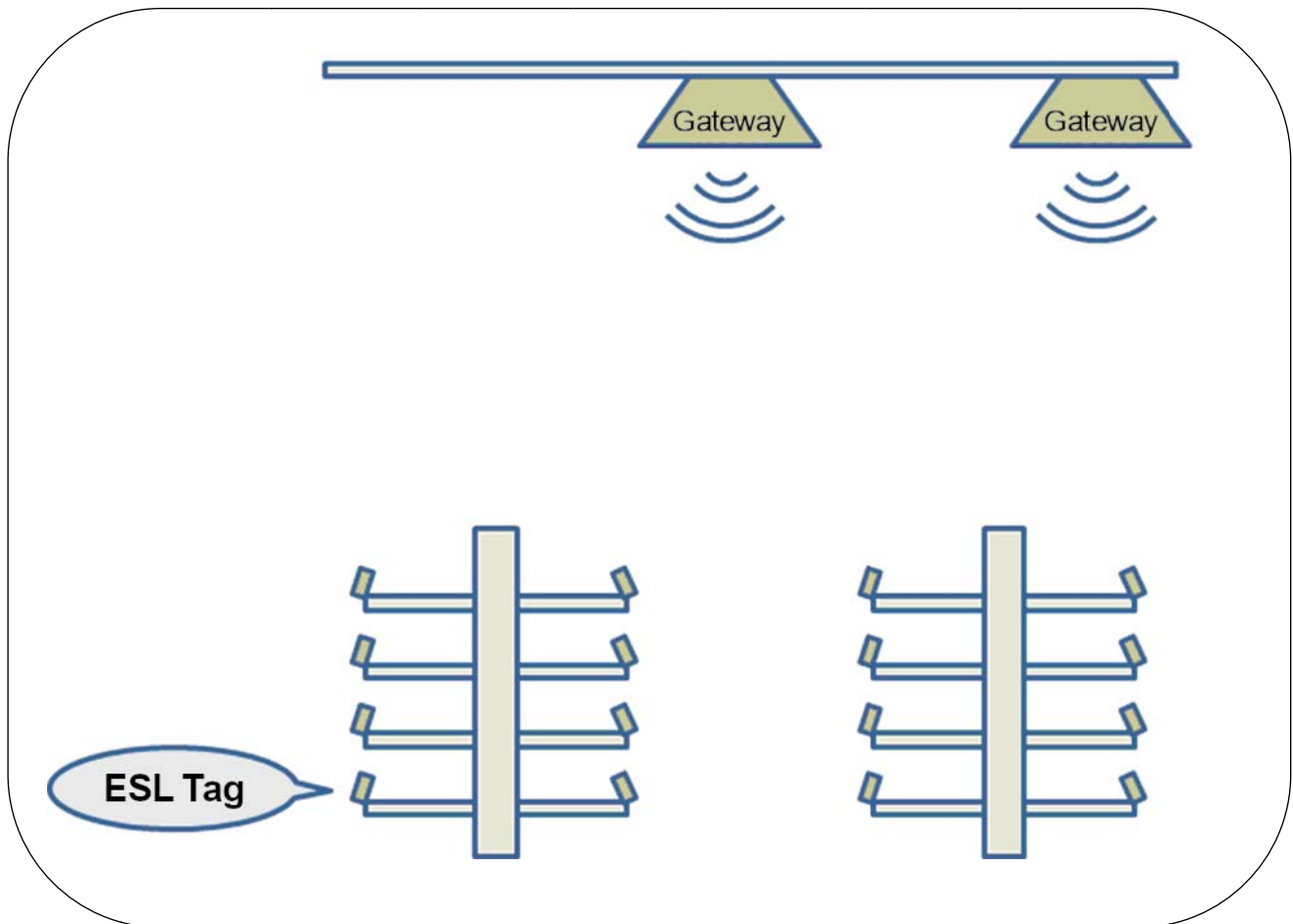
<b>Terminology/Abbreviation</b>	<b>Description</b>
ESL	Electronic Shelf Label
GW	Gateway
RF	Radio Frequency
IT	Information Technology
SMPS	Switch-Mode Power Supply
TBD	To Be Decided

## 2 Overview

The SoluM ESL (Electronic Shelf Label) Gateway is a crucial centerpiece in the overall ESL System that electronically displays price and other product information, which are traditionally printed or written on paper in places like the supermarket.

In the ESL System, the Gateway receives product or price updates from the server and uploads the new data onto the corresponding electronic shelf label tags (or ESLTags), changing the displayed product or price information.

An example of a typical Gateway and ESL tag setup can be seen in **Figure 3.1**.



**Figure 2.1. ESL System**

### 3 Product Specifications

#### 3.1 Gateway General Specifications

General	
Communication	Wireless (2.4GHz ISM Band)
Dimension (Width x Height x Depth)	7.799 x 1.181 x 0.535 (in) 198.1 x 30.0 x 13.6 (mm)
Weight	Product: 0.1437 lbs // 65.2g Packing: 2.513lbs // 1,140g
Enclosure	Aluminum : Upper Case Plastic (ABS) : Lower Case
Input Power	USB DC Input (5V,5W)

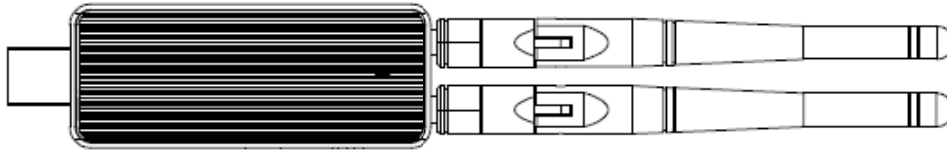
### 3.2 Gateway RF Specifications

Category		Specification	Note
2.4GHz RF	Antenna Type	2.4Ghz External Antenna	2EA
		Internal Antenna	1EA
	Frequency Band (Tx, Rx)	2402MHz ~ 2480MHz	
	Antenna gain	<b>External:</b> 3.2dBi <b>Internal:</b> 2.05dBi	Peak gain
Operating Temperature		32°F to 104°F // 0°C to 40°C	
Power		<ul style="list-style-type: none"> <li>• <b>DC Input (USB A-type)</b> <ul style="list-style-type: none"> <li>• Input Voltage Range: 5VDC</li> <li>• Input Power: 5W</li> </ul> </li> </ul>	



## 4 Product Description


### 4.1 Gateway Exterior



**Figure 4.1. Top**

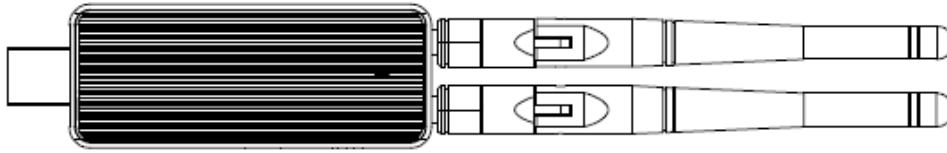


**Figure 4.2.Side**



Product information is indicated on the sticker label of the S-Labels. The information is consisted of MODEL (model name), MFD (manufacturing date), S/N (serial number), MAC (MAC address), CE certification mark, FCC ID and Manufacturer (SoluM).

**4.2 Status**



Check	
1)	Network LED
2)	2.4G SIL LED
3)	2.4G TML LED
4)	SubG SIL LED
5)	SubG TML LED

After the Gateway is powered on by plugging in **either** an Ethernet Cable with PoE **ora** SMPS Power Adapter (with an Ethernet Cable), LED status lights will turn on or blink depending on the current state.

1	<b>Network</b>	<ul style="list-style-type: none"> <li>ON if Ethernet link is connected</li> <li>GW checks every 1sec. whether Ethernet link is connected.</li> </ul>
2	<b>2.4GHz SIL</b>	<ul style="list-style-type: none"> <li>Blinks (1 sec. duration) if the Server interface layer is operational.</li> <li>GW checks the operation of the Server interface layer</li> </ul>
3	<b>2.4GHz TML</b>	<ul style="list-style-type: none"> <li>Blinks (3sec.duration) if the RF MODEM is operational.</li> <li>GW checks the operation of the RF MODEM interface layer</li> </ul>
4	<b>Sub GHz SIL</b>	<ul style="list-style-type: none"> <li>Blinks (1sec.duration) if the Server interface layer is operational.</li> <li>GW checks the operation of the Server interface layer</li> </ul>

**Figure 4.2. Gateway LED**

5	<b>Sub GHz TML</b>	<ul style="list-style-type: none"> <li>Blinks (wakeup order duration) if the RF MODEM layer is operational.</li> <li>GW checks the operation of the RF MODEM interface layer</li> </ul>
---	--------------------	---

## 5 Precautions

**This RF device operates on the 2.4GHz frequency band and can produce radio interference. The device, therefore, may not be used for applications where safety of human lives is concerned.**

### 5.1 Usage Environment

Take extra caution when using this RF device in the vicinity of other electronic devices and appliances. Most electronic devices and appliances use electromagnetic waves. Electromagnetic waves emitted by this RF device can affect other electronic devices and appliances.

If using the device in an explosion hazard area, follow all safety regulations, instructions, and signals.

### 5.2 Storage and Use

- Moisture and liquids can damage internal parts and circuit boards if allowed to enter into the device itself.
- Do not place or store the product on a sloped surface. The product may slide and fall off the surface and damage.
- Store the product in temperatures ranging from -13°F to +140°F (-25°C to +60°C). Parts and circuits may damage if used or stored in extreme temperatures.
- Avoid areas with strong magnetism or subject to magnetism.
- Contact between the device and a magnetic object can lead to malfunctions.
- Do not place the product near heat-producing kitchen appliances like a stove or a microwave or in the vicinity of highly pressurized containers.
- External impact to the product, such as from being dropped, can damage the product.
- Twisting and bending the product can damage the exterior casing and the internal components.

### 5.3 FCC

**WARNING:** This equipment may generate or use radio frequency energy. Changes or modifications to this equipment may cause harmful interference unless the modifications are expressly approved in the instruction manual. The user could lose the authority to operate this equipment if an unauthorized change or modification is made.

This device complies with part 15 of the FCC Rules. Operation is subject to the following two conditions: (1) This device may not cause harmful interference, and (2) this device must accept any interference received, including interference that may cause undesired operation.

**NOTE:** This equipment has been tested and found to comply with the limits for a Class B digital device, pursuant to part 15 of the FCC Rules. These limits are designed to provide reasonable protection against harmful interference in a residential installation. This equipment generates, uses and can radiate radio frequency energy and, if not installed and used in accordance with the instructions, may cause harmful interference to radio communications. However, there is no guarantee that interference will not occur in a particular installation. If this equipment does cause harmful interference to radio or television reception, which can be determined by turning the equipment off and on, the user is encouraged to try to correct the interference by one or more of the following measures:

- Reorient or relocate the receiving antenna.
- Increase the separation between the equipment and receiver.
- Connect the equipment into an outlet on a circuit different from that to which the receiver is connected.
- Consult the dealer or an experienced radio/TV technician for help.

**- IMPORTANT NOTE : FCC RF Radiation Exposure Statement**

This equipment complies with FCC RF radiation exposure limits set forth for an uncontrolled environment.

This equipment should be installed and operated with a minimum distance of 0.5 centimeters between the radiator and your body. This transmitter must not be co-located or operating in conjunction with any other antenna or transmitter.

#### 5.4 IC Information to User

This device complies with Industry Canada's licence-exempt RSSs. Operation is subject to the following two conditions:

(1) This device may not cause interference; and (2) This device must accept any interference, including interference that may cause undesired operation of the device

Le présent appareil est conforme aux CNR d'Industrie Canada applicables aux appareils radio exempts de licence. L'exploitation est autorisée aux deux conditions suivantes :

(1) l'appareil ne doit pas produire de brouillage, et (2) l'utilisateur de l'appareil doit accepter tout brouillage radioélectrique subi, même si le brouillage est susceptible d'en compromettre le fonctionnement.