

ART SIGNAL

ANTENNA TOTAL SOLUTION



| 2.4G Antenna Test Data



Solu-M Newton PRO 7.5" #2 ANT Test Data - Network & 3D gain & 3D Radiation Pattern

2024-01-02

Test by : Dong-Kyu Hwang


ART SIGNAL CO., LTD.

A-1008, Woolim Lion's Vally 2nd, 14, Sagimakgol-ro 45beon-gil,
Jungwon-gu, Seongnam-si, Gyeonggi-do, KOREA

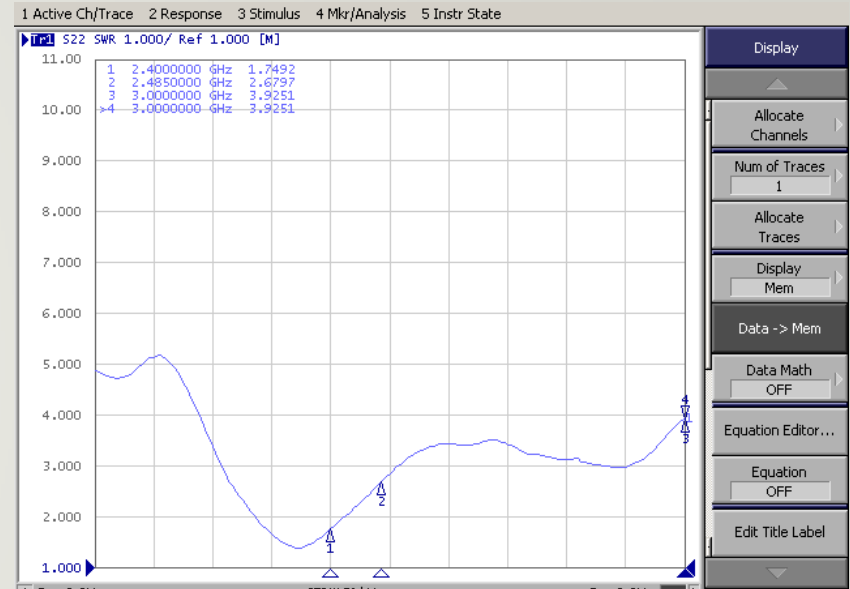
A N T E N N A T O T A L S O L U T I O N

Solu-M Newton PRO 6.0" #1 TEST DATA

Picture



VSWR

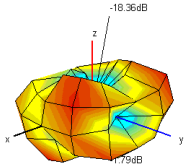
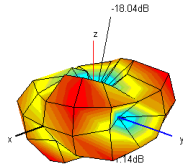
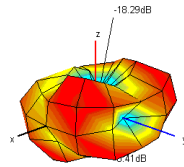
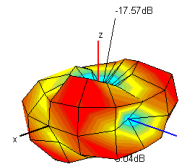
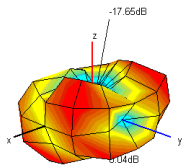


3D gain


	1	2	3	4	5
Frequency [MHz]	2400	2420	2440	2460	2485
Efficiency [dB]	-5.74	-5.40	-4.86	-4.54	-4.88
Efficiency [%]	26.7	28.8	32.6	35.2	32.5
Peak Gain [dB]	-1.79	-1.14	-0.41	0.04	0.04
Directivity [dB]	3.95	4.26	4.45	4.58	4.92
Minimum Gain [dB]	-18.36	-18.04	-18.29	-17.57	-17.65

2.4G ANT DATA - 3D Radiation Pattern

3D Radiation Pattern

2400	2420	2440	2460
			
2485			
			

Measurement Procedure



Network Analyzer을
이용하여 VSWR 측정



3D Chamber에 Set 거치



Program을 이용하여
Gain 측정

Measurement Equipment

Network Analyzer



E5071B (Agilent)



8753ES (Agilent)



CTIA 3D OTA Chamber(A+Tech)