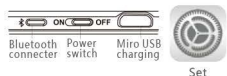
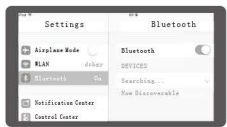


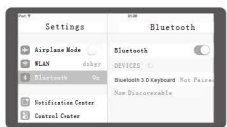
●IOS Operating System Instruction:



1. Turn on the power switch of your bluetooth keyboard, and the blue light will flash, press the "connect" button for 3 seconds, blue light twinkles quickly.
2. Open your iPad and select "setting" mode.



3. Open your bluetooth signal and then enter into setting search mode.




4. You can click to the next step till "Bluetooth 3.0 Keyboard" to be found successfully.



5. You can use your computer freely until the connection is found to be matched successfully.

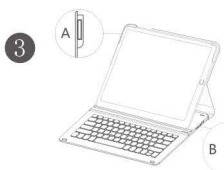
●Keyboard Operation Instruction:



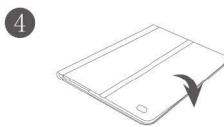
1. Open your keyboard bag, Put iPad Pro on the groove exactly.



2. As shown in the figure, fix the iPad on the magnetic stripe of the keyboard.



3. Switch mode, as shown in figure A, you can use the keys and let the iPad into sleeping mode; as shown in figure B, when you do not use the keyboard for a while, please turn off the power.



4. Close the iPad bag, and then the iPad will enter into sleeping mode.

G1605C
Bluetooth Keyboard
User's Manual

Note: Please read the user manual carefully before you start using this product.

Warranty Card

User information

Company or personage full name

Contact address

TEL Zip

The purchased product name and model NO.

Purchased date

This reason due to the product broken and damage is not included in the warranty.
(1) Accident, misuse, improper operation, or any unauthorized repair, modified or removed
(2) Improper operation or maintenance, when operation violation of the instructions or connection unsuitability power supply.



Troubleshooting

Please contact the after-sales service.

Copyright

It is forbidden to reproduce any part of this quick start guide without the permission of seller.

Safety instructions

Do not open or repair this device. Do not use the device in a damp environment. Clean the device with a dry cloth.

Warranty

The device is provided with one-year limited hardware warranty from the purchase day.

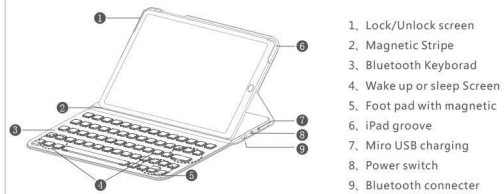
Keyboard Maintenance

1. Please keep the keyboard away from liquid or humid environment, saunas, swimming pool, steam room and don't let the keyboard get wet in the rain.
2. Please don't expose the keyboard at too high or too low temperature condition.
3. Please don't put keyboard under sun for a long time.
4. Please don't put keyboard close to the flame, such as cooking stoves, candles or fireplace.
5. Avoid sharp objects scratching products, timely to recharge or replace the dry cell products to ensure the normal use.

FAQ

1. The tablet PC can't connect the BT keyboard?
1.) At first check the BT keyboard is into match code state, then open the tablet PC Bluetooth searching.
2.) Checking the battery is enough or not for the BT keyboard, low power will lead to disconnect of the tablet PC, please recharge the BT keyboard and continue to use again.
2. The keyboard indication light always flashing when use?
Keyboard indication always flashing when use, is means the battery will be no power, please charge the power as soon as possible.
3. The tablet PC display BT keyboard is disconnect?
The BT keyboard will into dormant to save the battery after some time later no use; press any key the BT keyboard will be awoken and working.

Product features (Fn+)



1. Lock/Unlock screen
2. Magnetic Stripe
3. Bluetooth Keyboard
4. Wake up or sleep Screen
5. Foot pad with magnetic
6. iPad groove
7. Miro USB charging
8. Power switch
9. Bluetooth connector



Technical Specifications

- Keyboard devices: use HID coordination Bluetooth devices
- Product Size: 249 X 177.4 X 6.7mm
- Battery Capacity: 180mAH
- Keyboard layout : 78keys
- Weight : 375g
- Standby time : > 6 months
- Charging time: 2.5~3 hours
- Working voltage: 3-4.2V
- Working current: < 2.5mA
- Standby current: < 1.5mA
- Sleep current: < 10µA
- Charging current: < 1C
- Operating distance: 10 m

Charging Method

When the voltage indicates below 3.2 V, the red light will blink and it reminds you of recharging. The light will show on green when in the charging period. When you finish charging, the green light will not flash.
Remarks: In order to prolong the life of battery, please switch off the power when you do not use the keyboard for a long time.

FCC Statement

Changes or modifications not expressly approved by the party responsible for compliance could void the user's authority to operate the equipment.
This equipment has been tested and found to comply with the limits for a Class B digital device, pursuant to Part 15 of the FCC Rules. These limits are designed to provide reasonable protection against harmful interference in a residential installation. This equipment generates uses and can radiate radio frequency energy and, if not installed and used in accordance with the instructions, may cause harmful interference to radio communications. However, there is no guarantee that interference will not occur in a particular installation. If this equipment does cause harmful interference to radio or television reception, which can be determined by turning the equipment off and on, the user is encouraged to try to correct the interference by one or more of the following measures:
-- Reorient or relocate the receiving antenna. -- Increase the separation between the equipment and receiver.
-- Connect the equipment into an outlet on a circuit different from that to which the receiver is connected.
-- Consult the dealer or an experienced radio/TV technician for help
This device complies with part 15 of the FCC rules. Operation is subject to the following two conditions (1) this device may not cause harmful interference, and (2) this device must accept any interference received, including interference that may cause undesired operation.

CE Statement

Herby, Shenzhen DZH Industrial Co., Ltd declares that this Bluetooth Keyboard, G1605C is in compliance with the essential requirements and other relevant provisions of Directive 2014/53/EU. In accordance with Article 10(2) and Article 10(10), this product allowed to be used in all EU member states.
Use the Bluetooth Keyboard in the environment with the temperature between -20 C and 45 C
Risk of explosion if battery is replaced by an incorrect type. Dispose of used batteries according to the instructions.
Operation Frequency: 2402MHz~2480MHz
Max output power: 4.27dBm
Manufacturer: Shenzhen DZH Industrial Co., Ltd
Address: 3th Floor, YiTuo Mike Industrial A building, Bu Yong Industrial D zone, ShaJing, Shenzhen, China
Tel: +86-0755-29951078
Fax: +86-0755-29951079
E-mail: xux@dzhgy.com