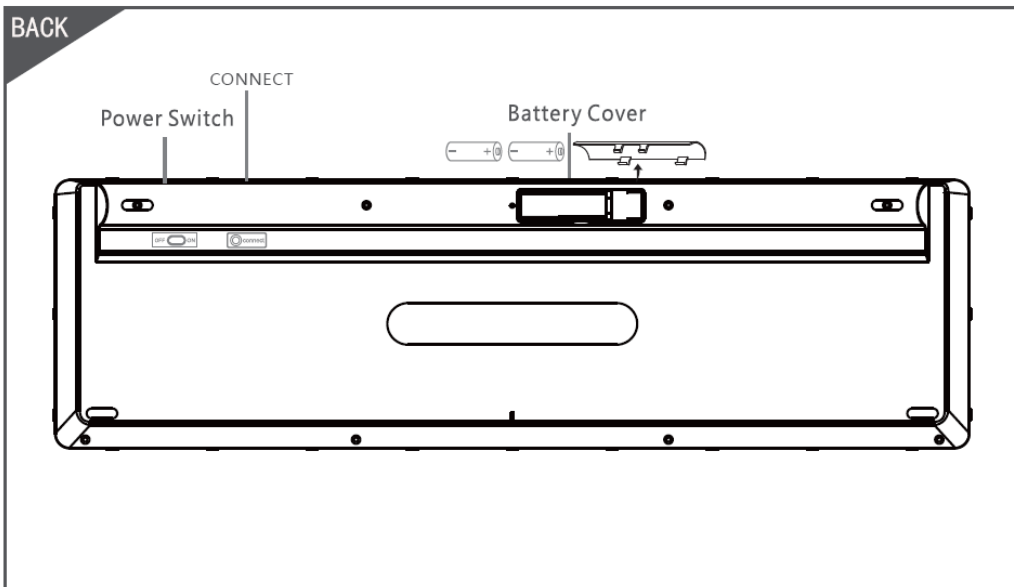





# **B035 2.4G Keyboard**

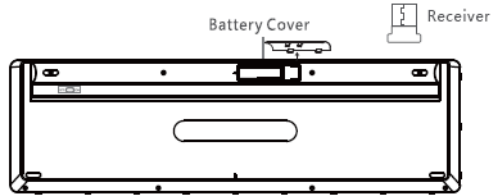
## **User Manual**

Notice: Please read user manual carefully before you start using this product.

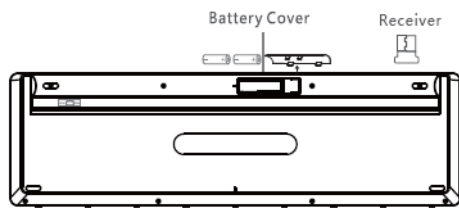


Remark : Please according to the battery plus and minus to install batteries, please don't charging the batteries, please don't thrown in the fire, please don't mixture different types batteries or old and new batteries, in order to avoid battery leakage or explosion. Please put the battery in a cool and dry place and keep away from children; please take out the battery if the electrical appliance long time out of use.

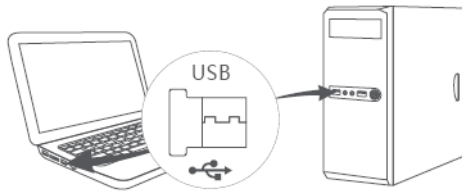
## ● Connection Instructions:



1. Turn the keyboard upside down, open the lid and remove the 2.4G Nano receiver.



2. Insert two AAA batteries as shown picture on the left. Close the batteries cover.



3. Place 2.4G Nano receiver into USB port of your computer.



4. Turn the keyboard upside down, open the power switch, the keyboard is ready for use.

## Technical Specifications

- ◆ Keyboard size:444.8x134.8x18.4mm
- ◆ Working distance:10M
- ◆ Weight:540g
- ◆ Key:104pcs
- ◆ Working voltage: 3V(2pcs 1.5v AAA Battery)
- ◆ Working current: less than 3.0mA( light off )
- ◆ Standby current: less than 1.5mA ( light off )
- ◆ sleep current: 60uA
- ◆ Sleep time: 30 seconds ( light on )
- ◆ Awake way: Any key to awake

## LED light display status:

- ◆ code match: Power on the red light on, after the red light off press the Esc+K to match. red light blink means get into the matching status.insert the receiver,red light off after connect succeed.
- ◆ keyboard indicator light: NUM indicator light color(yellow), CAP indicator light color(yellow),Power indicator light color(Red)
- ◆ Low voltage status: when the working voltage below 2.0V, the red indicator light blink.

Reminder: To prolong the life span of battery, when you do not use the keyboard for a long time, please turn off the power.

## Trouble shooting:

Please contact the after -sales service .

## FAQ

1.The 2.4G Nano receiver unrecognized?

If the 2.4G Nano receiver unrecognized, please check the USB interface is functioning.

2.Why the red light always twinkle when in use ?

The keyboard red light always twinkle when in use, indicates low power of battery, please change new battery quickly.

3.The device display the 2.4G Keyboard is disconnecting ?

The 2.4G wireless keyboard after some time later not used, the tablet PC will go into dormant mode to save battery power. Press any key to awake the device.

---

## Copyright

It is forbidden to reproduce any part of this quick start guide without the permission of seller.

## Safety instructions

Do not open or repair this device, Do not use the device in a damp environment. Clean the device with a dry cloth.

## Keyboard Maintenance

- 1、 Please keep the keyboard away from liquid or humid environment, saunas, swimming pool, steam room and don't let the keyboard get wet in the rain.
- 2、 Please don't expose the keyboard at too high or too low temperature condition.
- 3、 Please don't put keyboard under sun for a long time.
- 4、 Please don't put keyboard close to the flame, such as cooking stoves, candles or fireplace.
- 5、 Avoid sharp objects scratching products, timely to recharge or replace the dry cell products to ensure the normal use.

## FCC Statement

Changes or modifications not expressly approved by the party responsible for compliance could void the user's authority to operate the equipment. This equipment has been tested and found to comply with the limits for a Class B digital device, pursuant to Part 15 of the FCC Rules. These limits are designed to provide reasonable protection against harmful interference in a residential installation. This equipment generates uses and can radiate radio frequency energy and, if not installed and used in accordance with the instructions, may cause harmful interference to radio communications. However, there is no guarantee that interference will not occur in a particular installation. If this equipment does cause harmful interference to radio or television reception, which can be determined by turning the equipment off and on, the user is encouraged to try to correct the interference by one or more of the following measures:

- Reorient or relocate the receiving antenna.
- Increase the separation between the equipment and receiver.
- Connect the equipment into an outlet on a circuit different from that to which the receiver is connected.
- Consult the dealer or an experienced radio/TV technician for help

This device complies with part 15 of the FCC rules. Operation is subject to the following two conditions (1) this device may not cause harmful interference, and (2) this device must accept any interference received, including interference that may cause undesired operation

---

# Warranty Card

User information

Company or personage full name

\_\_\_\_\_

Contact address \_\_\_\_\_

TEL \_\_\_\_\_ Zip \_\_\_\_\_

The purchased product name and model NO.

\_\_\_\_\_

Purchased date \_\_\_\_\_

This reason due to the product broken and damage is not include on the warranty.

- (1) Accident, misuse, improper operation, or any unauthorized repair, modified or removed
- (2) Improper operation or maintenance, when operation violation of the instructions or connection unsuitability power supply.



## CE Statement

Manufacturer: Shenzhen DZH Industrial Co., Ltd, Hereby ,Shenzhen DZH Industrial Co., Ltd hereby declares that this the Wireless Keyboard, B035 2.4G is in compliance with the essential requirements and other relevant provisions of Directive 1999/5/EC. Risk of explosion if battery is replaced by an incorrect type. Dispose of used batteries according to the instructions. Use the Wireless Keyboard in the environment with the temperature between -40℃ and 80℃.