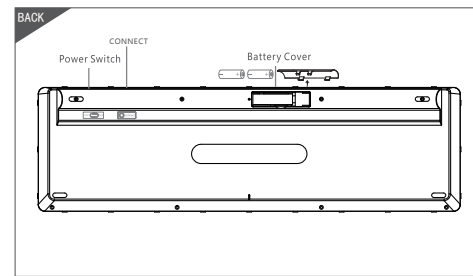





B035 Bluetooth Bluetooth Keyboard User Manual

Notice: Please read user manual carefully before you start using this product.

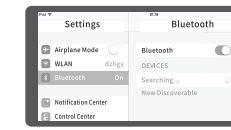


Remark : Please according to the battery plus and minus to install batteries, please don't charging the batteries, please don't thrown in the fire, please don't mixture different types batteries or old and new batteries, in order to avoid battery leakage or explosion. Please put the battery in a cool and dry place and keep away from children; please take out the battery if the electrical appliance long time out of use.

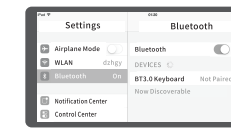
• Connection Instructions:



1. Open the BT Keyboard battery cover, put in two AAA dry batteries, then toggle the power switch to 'ON' place. The blue indication light twinkles 3 seconds then go out.



2. Press the "connect" button two seconds, the blue indication light twinkle quickly, then the device is into searching and matching status.



3. Click the "setting" on iPad, then open the Bluetooth.

4. Open the "Bluetooth" into searching status till you find "BT 3.0 Keyboard" then click to next step.



5. According to the table PC tips to input the correct password then click "Enter" button.



6. There have a tip for connecting successfully, you can use your keyboard comfortably.

Technical Specifications

- Keyboard size: 444.8x134.8x18.4mm
- Working current: 3.0mA (lights off)
- Working distance: 10M
- Standby current: 0.5mA (lights off)
- Weight: 540g
- sleep current: 60uA
- Key: 104pcs
- Sleep time: Ten minutes
- Working voltage: 3V
- Awake way: Any key to awake

LED light indicate status:

- match code: turn on the Power switch, the blue light bright, 3S light off, touch the switch to match, blue light blink, device in the status of searchable and matchable.
 - keyboard indicate light: NUM light turn Blue, CAP light showed blue, Scroll lock light showed in Blue, Power light showed Blue.
 - Low voltage indication : when the voltage below 2.0V, red light blink.
- Reminder: To prolong the life span of battery, when you do not use the keyboard for a long time, please turn off the power.

FCC Statement

Changes or modifications not expressly approved by the party responsible for compliance could void the user's authority to operate the equipment. This equipment has been tested and found to comply with the limits for a Class B digital device, pursuant to Part 15 of the FCC Rules. These limits are designed to provide reasonable protection against harmful interference in a residential installation. This equipment generates uses and can radiate radio frequency energy and, if not installed and used in accordance with the instructions, may cause harmful interference to radio communications. However, there is no guarantee that interference will not occur in a particular installation. If this equipment does cause harmful interference to radio or television reception, which can be determined by turning the equipment off and on, the user is encouraged to try to correct the interference by one or more of the following measures:

- Reorient or relocate the receiving antenna.
- Increase the separation between the equipment and receiver.
- Connect the equipment into an outlet on a circuit different from that to which the receiver is connected.
- Consult the dealer or an experienced radio/TV technician for help.

This device complies with part 15 of the FCC rules. Operation is subject to the following two conditions (1) this device may not cause harmful interference, and (2) this device must accept any interference received, including interference that may cause undesired operation.

CE Statement

Herby Shenzhen DZH Industrial Co., Ltd. declares that this Bluetooth keyboard, B035 Bluetooth is in compliance with the essential requirements and other relevant provisions of Directive 1999/5/EC. Risk of explosion if battery is replaced by an incorrect type. Dispose of used batteries according to the instructions. Use the Wireless Keyboard in the environment with the temperature The operation temperature range is 0°C to 70°C.

Trouble shooting :

Please contact the after-sales service .

Copyright

It is forbidden to reproduce any part of this quick start guide without the permission of seller.

Safety instructions

Do not open or repair this device. Do not use the device in a damp environment. Clean the device with a dry cloth.

Keyboard Maintenance

1. Please keep the keyboard away from liquid or humid environment, saunas, swimming pool, steam room and don't let the keyboard get wet in the rain.
2. Please don't expose the keyboard at too high or too low temperature condition.
3. Please don't put keyboard under sun for a long time.
4. Please don't put keyboard close to the flame, such as cooking stoves, candles or fireplace.
5. Avoid sharp objects scratching products, timely to recharge or replace the dry cell products to ensure the normal use.

FAQ

1. The tablet PC can't connect the BT keyboard?

- 1) Please check the BT keyboard if it is on matching code status, then open the table PC Bluetooth equipment to connect.
- 2) Please check the BT keyboard Battery if it is enough? The low battery also lead to not connecting, you need to replace battery.

2. The keyboard indication light always flashing when use?

Keyboard indication always flashing when use, which means the battery will be power out, please replace the battery as soon as possible.

3. The table PC show BT keyboard disconnecting?

if the BT keyboard not working for a while, the BT function will be off automatically in order to save power, press any key to awake, then BT will work .

Warranty Card

User information

Company or personage full name

Contact address

TEL _____ Zip _____

The purchased product name and model NO.

Purchased date

This is reason due to the product broken and date age is not include on the warranty.
(1) Accident, misuse, improper operation, or any unauthorized repair, modified or removed
(2) Improper operation or maintenance, when operation violation of the instructions or connection unsuitability power supply.

