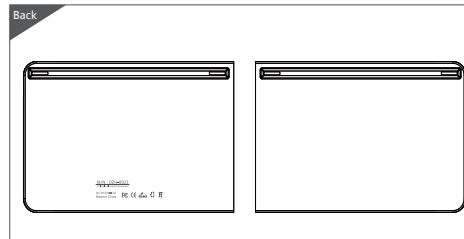



B023 Bluetooth 3.0 Keyboard use Manual



Support system

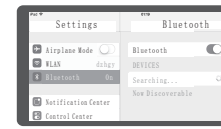
Win 10 /iOS/Android,

Notice : Please read use manual carefull before you start use this product.

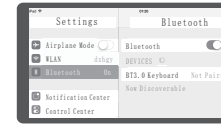
Bluetooth pairing connection



1.Please open power switch on the side of keyboard , press the short cut key FN+C to pair ,then the blue indication light flash into be searched and paired state



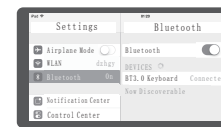
2.Open the tablet PC setting "Bluetooth" into searching and pairing state.



3.You will find the. "BT 3.0 Keyboard" and click to next step .



4.According the table PC tips to input the correct password then click "Enter" button.



5.There have a tip for connecting successfully ,you can use your keyboard comfortably .

Remarks : After connecting successfully the next time you don't need match code, just open the Bluetooth keyboard power switch and the tablet PC "Bluetooth." The BT keyboard will search the device and automatic connects.

Product features (Fn+)

IOS/Android <small>(Press FN+an Android key into the corresponding system.)</small>			Windows <small>(Press FN+Windows key into the corresponding system.)</small>		
Combination key	Function key	Function key	Combination key	Function key	Function key
Esc	Esc	Home	Esc	Home	Esc
F1	F1	Search	F1	Search	F1
F2	F2	Select	F2	Select	F2
F3	F3	Copy	F3	Copy	F3
F4	F4	Stick	F4	Stick	F4
F5	F5	Cut	F5	Cut	F5
F6	F6	Progress	F6	Progress	F6
F7	F7	Play/Pause	F7	Play/Pause	F7
F8	F8	Next	F8	Next	F8
F9	F9	Mute	F9	Mute	F9
F10	F10	Volume-	F10	Volume-	F10
F11	F11	Volume+	F11	Volume+	F11
F12	F12	Lock	F12	Lock	F12
C	Bluetooth pairing state	↔	↔	PgUp	↑
Home	Home	↔	↔	PgDn	↓
End	End				

Technical Specifications

Product size: 275.23X88.94X6.80mm
Weight: 168g
Keyboard layout: 80 keys
Operating distance: 6~8m
Battery capacity: 90mAh
Working voltage: 3.3~4.2V

Working current : <3mA
Charging current: 150mA
Standby current: <0.4mA
Sleep current: 3μA
Sleep time: Ten minutes
Awaken way: Any key to awaken

Charging Method

When the voltage below 3.3V, the blue light will blink reminding to charge. When charging the green light bright, after charging , the green light go out.

Remarks: in order to prolong the battery life, please open the keyboard power, switch when you not use.

Troubleshooting

Please contact the after-sales service.

Copyright

It is forbidden to reproduce any part of this quick start guide without the permission of seller.

Safety instructions

Do not open or repair this device, Do not use the device in a damp environment. Clean the device with a dry cloth.

Warranty

The device is provided with one-year limited hardware warranty from the purchase day.

Keyboard Maintenance

- Please keep the keyboard away from liquid or humid environment, saunas, swimming pool, steam room and don't let the keyboard get wet in the rain.
- Please don't expose the keyboard at too high or too low temperature condition.
- Please don't put keyboard under sun for a long time.
- Please don't put keyboard close to the flame, such as cooking stoves, candles or fireplace.
- Avoid sharp objects scratching products, timely to recharge or replace the dry cell products to ensure the normal use.

FAQ

- The tablet PC can't connect the BT keyboard ?
1) At first check the BT keyboard is into match code state, then open the table PC Bluetooth searching.
2) Checking the BT keyboard Battery is enough, the battery low is also lead to can't connect, you need charge.
- The keyboard indication light always flashing when use?
Keyboard indication always flashing when use, is means the battery will be no power , please charge the power as soon as quickly.
- The table PC display BT keyboard is disconnect?
The BT keyboard will into dormant to save the battery after some time later no use; press any key the BT keyboard will be awaken and working.

Warranty Card

User information

Company or personage full name _____

Contact address _____

TEL _____ Zip _____

The purchased product name and model NO. _____

Purchased date _____

This reason due to the product broken and damage is not include on the warranty.

- Accident, misuse, improper operation, or any unauthorized repair, modified or removed
- Improper operation or maintenance, when operation violation of the instructions or connection unsuitability power supply.

FCC Statement

Changes or modifications not expressly approved by the party responsible for compliance could void the user's authority to operate the equipment.

This equipment has been tested and found to comply with the limits for a Class B digital device, pursuant to Part 15 of the FCC Rules. These limits are designed to provide reasonable protection against harmful interference in a residential installation. This equipment generates uses and can radiate radio frequency energy and, if not installed and used in accordance with the instructions, may cause harmful interference to radio communications. However, there is no guarantee that interference will not occur in a particular installation. If this equipment does cause harmful interference to radio or television reception, which can be determined by turning the equipment off and on, the user is encouraged to try to correct the interference by one or more of the following measures:

- Reorient or relocate the receiving antenna.
- Increase the separation between the equipment and receiver.
- Connect the equipment into an outlet on a circuit different from that to which the receiver is connected.
- Consult the dealer or an experienced radio/TV technician for help

This device complies with part 15 of the FCC rules. Operation is subject to the following two conditions (1) this device may not cause harmful interference, and (2) this device must accept any interference received, including interference that may cause undesired operation

CE Statement

Application company: Shenzhen DZH Industrial Co., Ltd

Battery caution:

Risk of explosion if battery is replaced by an incorrect type. Dispose of used batteries according to the instructions. The product shall only be connected to a USB interface of version USB3.0.

Use the Bluetooth 3.0 Keyboard in the environment with the temperature between -10°C ~ 40°C. Hereby, Shenzhen DZH Industrial Co., Ltd Declares that this Bluetooth 3.0 Keyboard is in compliance with the essential requirements and other relevant provisions of Directive 1999/5/EC.

Address: 3th Floor, YiTuo Mike Industrial A building, Bu Yong Industrial D zone, ShaJing, Shenzhen

