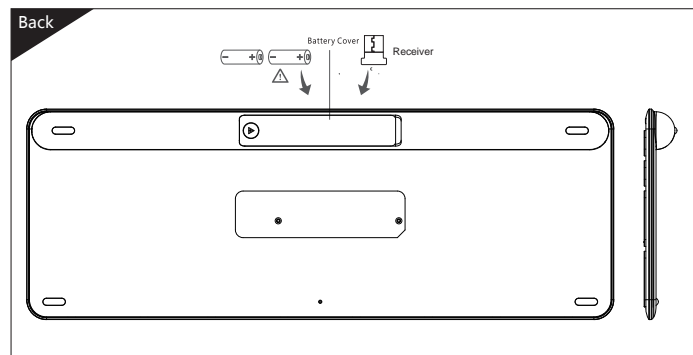
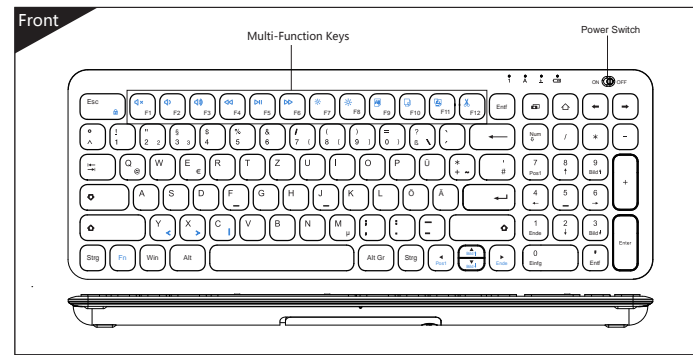
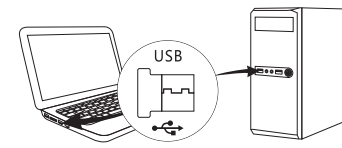


2.4G Keyboard User's Manual B086

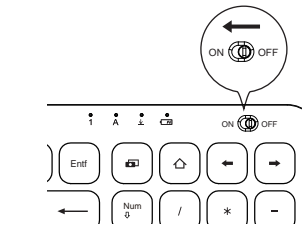
Note: Please read the user manual carefully before you start using this product




Connection Instructions:



1. Take out the receiver and plug it into the USB port.
(Make sure the interface USB of your computer device is available)



2. Please turn on the power switch located at the top of the keyboard, the red light is on when power on.



3. After the computer recognizes it, you can use your keyboard.

Product Features:

	Mute		Brightness-
	Volume-		Brightness+
	Volume+		Select
	Pre-Track		Copy
	Play/Pause		Stick
	Next		Cut

Technical Specifications

Keyboard size: 381.68 X 136.88 X 21.25 mm	Key working current: <1.5 mA
Weight : 570 g	Standby current: <1 mA
Working distance : 10 m	Sleep current: 10 uA
Keyboard layout: 99 Keys	Sleep time: 30 minutes
Working voltage : 3 V	Awaken way : Press key

Status Display LED

- Keyboard indicator: Num indicator color (green), CAP indicator color (green), Power indicator color (red), Scroll lock indicator color (green).
- Low voltage indicator: When the voltage is lower than 2.0V, red light flashes.

Troubleshooting

Please contact the after-sales service.

Copyright

It is forbidden to reproduce any part of this manual without the permission of seller.

Safety instructions

Do not open or repair this device. Do not use the device in a damp environment. Clean the device with a dry cloth.

Warranty

The device is provided with one-year limited hardware warranty from the purchase day.

Keyboard Maintenance

- Please keep the keyboard away from liquid or humid environment, saunas, swimming pool, steam room and don't let the keyboard get wet in the rain.
- Please don't expose the keyboard at too high or too low temperature condition.
- Please don't put keyboard under sun for a long time.
- Please don't put keyboard close to the flame, such as cooking stoves, candles or fireplace.
- Avoid sharp objects scratching products, timely to recharge products to ensure the normal use.

FAQ

- the receiver does not recognize?
The receiver is not inserted into the computer. Please check if the USB interface is in good contact.
- The keyboard indicator flashes during use?
The keyboard indicator blinks during use, indicating that the keyboard is about to be discharged. Please replace the battery as soon as possible.
- the device shows the wireless keyboard disconnected?
The wireless keyboard is not used for a period of time. The device will automatically go to sleep in order to save power. Press any key on the keyboard to wake up and the wireless connection will automatically recover.

EU: This device in compliance with the essential requirements and other relevant provisions of Directive 2014/53/EU. All essential radio test suites have been carried out. This restriction will be applied to all Member States of European Union. The device can be used in portable exposure condition without restriction. Declaration of Conformity Hereby, Shenzhen DZH Industrial Co., Ltd declares that the product type B087 is in compliance with Directives 2014/53/EU & 2011/65/EU. The full text of the EU declaration of conformity is available at the following internet address: <https://www.dzhgy.com>

FCC Warning
This device complies with part 15 of the FCC Rules. Operation subject to the following two conditions: (1) This device may not cause harmful interference, and (2) this device must accept any interference received, including interference that may cause undesired operation. Any Changes or modifications not expressly approved by the party responsible for compliance could void the user's authority to operate the equipment. This equipment has been tested and found to comply with the limits for a Class B digital device, pursuant to part 15 of the FCC Rules. These limits are designed to provide reasonable protection against harmful interference in a residential installation. This equipment generates uses and can radiate radio frequency energy and, if not installed and used in accordance with the instructions, may cause harmful interference to radio communications. However, there is no guarantee that interference will not occur in a particular installation. If this equipment does cause harmful interference to radio or television reception, which can be determined by turning the equipment off and on, the user is encouraged to try to correct the interference by one or more of the following measures:
- Reorient or relocate the receiving antenna.
- Increase the separation between the equipment and receiver.
- Connect the equipment into an outlet on a circuit different from that to which the receiver is connected.
- Consult the dealer or an experienced radio/TV technician for help.
The device has been evaluated to meet general RF exposure requirement. The device can be used in portable exposure condition without restriction.

Warranty Card

User information

Company or personage full name

Contact address _____

TEL _____ Zip _____

The purchased product name and model NO.

Purchased date _____

This reason due to the product broken and damage is not include on the warranty.
(1) accidents, misuse, improper operation, or any unauthorized maintenance, alteration, or disassembly;
(2) Improper operation or maintenance, violation of product instructions or improper connection of power during use;
(3) Or use consumables (such as spare batteries) that are not provided by the company but applicable laws Except where such restrictions are prohibited.

