

User Manual

6D Wireless Ergonomic Mouse Part #: A05002



CODi.

+1 800.263.4462

custsupport@codiworldwide.com

Copyright

No part of this publication may be reproduced in any form by any means without prior written permission. Regardless of any direct acknowledgment elsewhere in the body of this document, CODi hereby acknowledges that all trademarks, registered trademarks, service marks, and other protected names and/or symbols contained in this manual and related documents are the property of their respective holders.

Warranty Information

CODi offers a non-transferable, 1 Year Limited Warranty, from date of purchase, to the original purchaser, who has properly registered the Product through www.codiworldwide.com/product-registration.



CODi warrants that all products will be free from defects in workmanship and materials under normal use, for 12 months, unless otherwise specified in a Product Specification Sheet ("Limited Warranty").

FCC Statement

This equipment has been tested and found to comply with the limits of a Class B digital device, pursuant to Part 15 of the FCC Rules. These limits are designed to provide reasonable protection against harmful interference in a residential installation. This equipment generates, uses, and can radiate radio frequency energy and if not installed and used in accordance with the instructions may cause harmful interference to radio communications. However there is no guarantee the interference will not occur in a particular installation. If this equipment does cause harmful interference to radio or television reception which can be determined by turning the equipment off and on the user is encouraged to try to correct the interference by one or more of the following measures:

- Reorient or relocate the receiving antenna;
- Increase the separation between the equipment and receiver;
- Connect the equipment into an outlet on a circuit different from that to which the receiver is connected;
- Consult the dealer or an experienced radio/TV technician for help

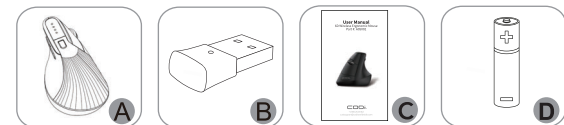
Changes or modifications not authorized by the party responsible for compliance could void the user's authority to operate this product.

Hereby, CODi Acquisition LLC declares that the radio equipment type A05002 is in compliance with Directive 2014/53/EU. The full text of the EU declaration of conformity is available at the following internet address: www.CODiWorldwide.com

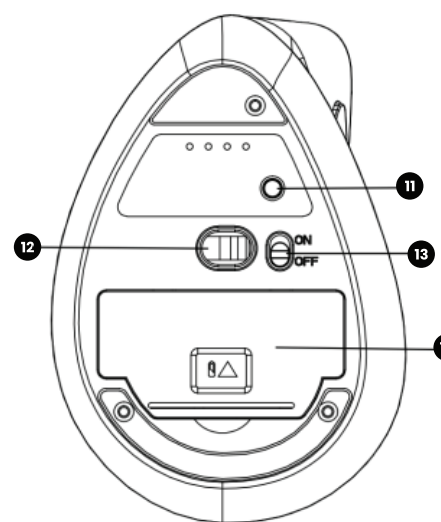
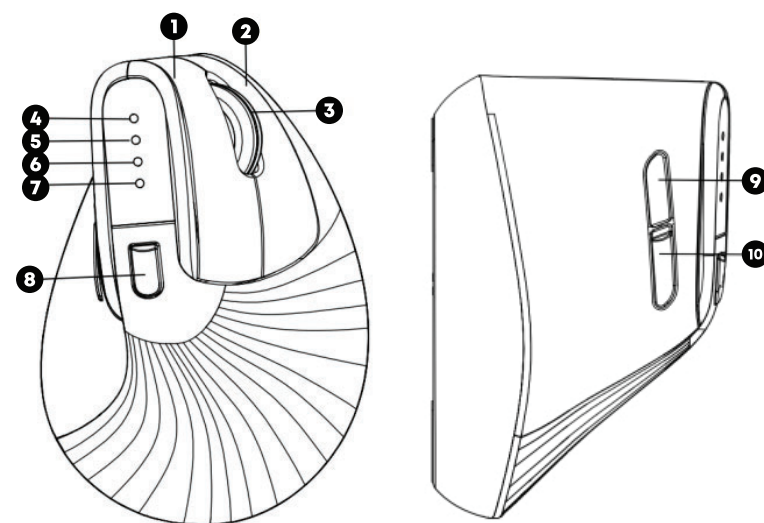
This equipment complies with FCC radiation exposure limits set forth for an uncontrolled environment. This equipment should be installed and operated with minimum distance 0cm between the radiator and your body.

In the Box

- A. (1) Wireless mouse
- B. (1) Wireless dongle
- C. (1) User manual
- D. (1) AA battery

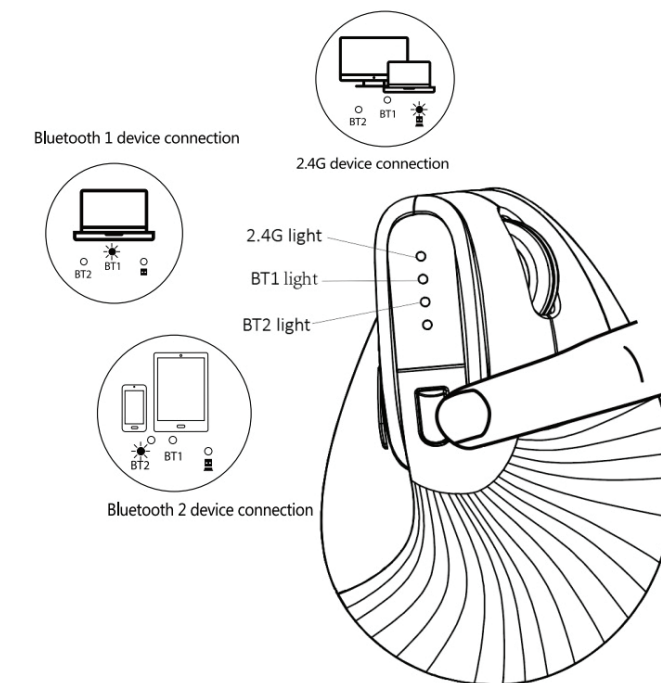


Product Overview



1. Left Button
2. Right Button
3. Scroll Wheel / Middle Button
4. 2.4Ghz light
5. Bluetooth 1 (BT1) light
6. Bluetooth 2 (BT2) light
7. Low Battery indicator light
8. Mode select
9. Forward
10. Backward
11. DPI Switch
12. Optical sensor
13. Power Switch
14. Battery cover

Operating Instructions



2.4Ghz Connection:

- Remove/open the back battery cover on the mouse
- Insert (1) AA battery
- Take out the USB wireless receiver dongle
- Insert the dongle into the USB port of your device
- Move the Power Switch position to "ON"
- Press the Mode Select button until the indicator light beside "2.4Ghz" is white

Bluetooth Connection:

1. Remove/open the back battery cover on the mouse
2. Insert (1) AA battery
3. Move the Power Switch position to "ON"
4. Press the Mode Select button until the white light next to "BT1" is illuminated
5. Hold the Mode Switch button for 3-5 seconds until the white indicator light begins flashing to indicate that the mouse has entered Bluetooth pairing mode
6. On your device, select "CODi A05002" in pairing menu to complete connection

**Repeat steps 1-5 to setup BT2 mode*

Product Specifications

Switches	3 million clicks
DPI	Up to 4,000 DPI (1000/2000/3000/4000 DPI)
Tracking Speed	30in/sec
Acceleration	10G
Product Dimensions	4.3in x 3in x 2.9in
Compatibility	Windows 7/8/10/11, Mac 10.0 & higher

Precautions

- Do NOT expose this product to rain or other wet conditions
- Do NOT disassemble, repair or modify this product
- Store and use this product at room temperature
- Do NOT drop this product in order to avoid damage
- Unauthorized removal of components will void product warranty

The state of California requires the following statement:
WARNING: Cancer and Reproductive Harm - www.P65Warning.ca.gov

