





Test Report

Curtis-Straus LLC, a wholly owned subsidiary of BV CPS

Report No	EP2231-3
Client	ecoVent Robert Kim
Address	24 Cambridge St, Suite 6 Charlestown, MA 02129
Phone	(857) 204-4466
Items tested	VENT
FCC ID	2AFTLSV1
FRN	0024870743
Equipment Type	Part 15.247 Digitally Modulated
Equipment Code	DTS
FCC/IC Rule Parts	47 CFR 15.247, RSS-247 Issue 1
Test Dates	August 14, 27 and September 4, 2015
Results	As detailed within this report
Prepared by	 Tuyen A. Truong – Test Engineer
Authorized by	 Christopher Reynolds – EMC Supervisor
Issue Date	9/22/2015
Conditions of Issue	This Test Report is issued subject to the conditions stated in the 'Conditions of Testing' section on page 23 of this report.

Curtis-Straus LLC is accredited by the American Association for Laboratory Accreditation for the specific scope of accreditation under Certificate Number 1627-01. This report may contain data which is not covered by the A2LA accreditation.



Curtis-Straus LLC, a wholly owned subsidiary of BV CPS
One Distribution Center Circle, #1 • Littleton, MA • TEL (978) 486-8880 • FAX (978) 486-8828



Contents

Contents	2
Summary	3
Test Methodology	4
Product Tested - Configuration Documentation	5
Statement of Conformity	6
Test Results	7
<i>Bandwidth</i>	7
Fundamental Emission Output Power	9
<i>Radiated Spurious Emissions</i>	11
Power Spectral Density	14
AC Line Conducted Emissions	16
Occupied Bandwidth	17
Measurement Uncertainty	19
Conditions Of Testing	20

Form Final Report REV 7-20-07 (DW)



Summary

This test report supports an application for certification of a transmitter operating pursuant to 47 CFR 15.247. The product is the VENT. It is a digitally modulated transmitter that operates at 915MHz. Product was tested with an on board antenna with a gain of -2dBi.

We found that the product met the above requirements without modification. The test sample was received in good condition.

Issue No.	Reason for change	Date Issued
1	Original Release	November 4, 2015

page 3 of 21



Curtis-Straus LLC, a wholly owned subsidiary of BV CPS
One Distribution Center Circle, #1 • Littleton, MA • TEL (978) 486-8880 • FAX (978) 486-8828



Test Methodology

Radiated emission testing were performed according to DTS guidance document 558074D01 v03r03 specified in FCC Guidance for performing compliance measurement on DTS operating under section 15.247, April 19, 2013 and ANSI C63.10 (2009). Radiated Emissions were maximized by rotating the device around its axes as well as varying the test antenna's height and polarity. The device antenna was not maximized separately.

Conducted emissions at the antenna port were not performed since the EUT antenna has an integral antenna.

AC Main conducted emission was not performed with a 50 Ω /50 μ H since the EUT is battery powered.

Operating channel frequency = 915MHz

The following bandwidths were used during radiated spurious and line conducted emissions.

Frequency	RBW	VBW
0.15-30MHz	9kHz	30kHz
30-1000MHz	120kHz	1MHz
1-10GHz	1MHz	3MHz

Product Tested - Configuration Documentation

EUT Configuration											
Work Order:	P2231										
Company:	ecoVent										
Company Address:	24 Cambridge St, Suite 6										
	Charlestown, MA, 02129										
Contact:	Robert Kim										
	MN			PN				SN			
EUT:	SV1			701-00001 rev. E				Sample 1			
EUT Description:	VENT										
EUT TX Frequency:	915 MHz										
Support Equipment	MN						SN				
Laptop (set up only)											
Port Label	Port Type	# ports	# populated	cable type	shielded	ferrite s	length (m)	max length (m)	in/out	under test	comment
None											
Software Operating Mode Description:											
EUT is set to transmit at 915MHz at 100% duty cycle. Modulation type is FSK.											

Statement of Conformity

The VENT has been found to conform to the following parts of 47 CFR and as detailed below:

RSS-GEN	Part 15	Comments
5.3	15.15(b)	There are no controls accessible to the user that varies the output power above specified limits.
5.2	15.19	The label is shown in the label exhibit.
8.4	15.21	Information to the user is shown in the instruction manual exhibit.
	15.27	No special accessories are required for compliance.
	15.31	The EUT was tested in accordance with the measurement standards in this section.
	15.33	Frequency range was investigated according to this section, unless noted in specific rule section under which the equipment operates.
	15.35	The EUT emissions were measured using the measurement detector and bandwidth specified in this section, unless noted in specific rule section under which the equipment operates.
6.7	15.203	EUT employs a permanently connected antenna with -2dBi gain.
	15.205 15.209	The fundamental is not in a Restricted band and the spurious and harmonic emissions in the Restricted bands comply with the general emission limits of 15.209.
8.8	15.207	Not Applicable since the EUT is battery powered.
	15.247	The unit complies with the requirements of 15.247
6.6	15.247	Occupied Bandwidth measurements were made.

Test Results

Bandwidth

LIMIT

The minimum 6 dB bandwidth shall be at least 500 kHz. [15.247(a) (2)]

MEASUREMENTS / RESULTS

6dB BANDWIDTH										
Date: 27-Aug-15			Company: ecoVent					Work Order: P2231		
Engineer: Tuyen Truong			EUT Desc: Vent					EUT Operating Voltage/Frequency: 3.3Vdc		
Temp: 23°C			Humidity: 47%			Pressure: 1009mBar				
Frequency Range: Fundamental						Measurement Distance: 3 m				
Notes: 100% duty cycle - Full power - Modulation FSK										
Antenna Polarization (H / V)	Frequency (MHz)	Reading (KHz)				6dB BW				
						Limit (KHz)	Margin (KHz)	Result (Pass/Fail)		
H	915.0	995.7	---	---	---	≥500	+495.671	Pass		
Test Site: EMI Chamber 1			Cable 1: Asset #2051			Cable 2: Asset #2054			Cable 3: ---	
Analyzer: Brown			Preamp: none			Antenna: Red-Brown			Preselector: ---	
Rev.8/11/2015										
Spectrum Analyzers / Receivers /Preselectors			Range	MN	Mfr	SN	Asset	Cat	Calibration Due	Calibrated on
Brown			9kHz-26.5GHz	E4407B	Agilent	SG44210511	1510	I	6/30/2016	6/30/2015
Radiated Emissions Sites			FCC Code	IC Code	VCCI Code	Range		Cat	Calibration Due	Calibrated on
EMI Chamber 1			719150	2762A-6	A-0015	30-1000MHz		II	3/21/2017	3/21/2015
Antennas			Range	MN	Mfr	SN	Asset	Cat	Calibration Due	Calibrated on
Red-Brown Bilog			30-2000MHz	JB1	Sunol	A0032406	1218	I	12/4/2016	12/4/2014
Cables			Range		Mfr			Cat	Calibration Due	Calibrated on
Asset #2051			9kHz - 18GHz		Florida RF			II	3/8/2016	3/8/2015
Asset #2054			9kHz - 18GHz		Florida RF			II	3/8/2016	3/8/2015
Meteorological Meters				MN	Mfr	SN	Asset	Cat	Calibration Due	Calibrated on
Weather Clock (Pressure Only)				BA928	Oregon Scientific	C3166-1	831	I	3/19/2016	3/19/2014
TH A#2080				HTC-1	HDE		2080	II	4/2/2016	4/2/2015

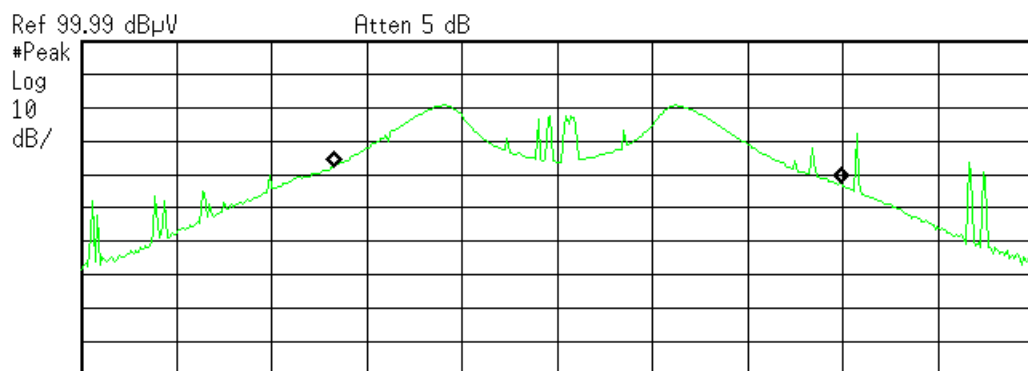
All equipment is calibrated using standards traceable to NIST or other nationally recognized calibration standard.



PLOT(s)

Agilent 06:09:18 Aug 27, 2015

R T



Occupied Bandwidth
1.5977 MHz

Occ BW % Pwr 99.00 %
x dB -6.00 dB

Transmit Freq Error 92.513 kHz
x dB Bandwidth 995.671 kHz

915 MHz – 6dB Bandwidth

Fundamental Emission Output Power

LIMIT

Conducted Output Power

1 Watt

[15.247(b) (3)]

Per 558074 D01 DTS Measurement Guidance v0303 - Section 9.2.2.2 Method AVGSA-1 (trace averaging with the EUT transmitting at full power throughout each sweep)

MEASUREMENTS / RESULTS

Fundamental Emission Output Power												
Date: 27-Aug-15			Company: ecoVent							Work Order: P2231		
Engineer: Tuyen Truong			EUT Desc: Vent							EUT Operating Voltage/Frequency: 3.3Vdc		
Temp: 23°C			Humidity: 47%				Pressure: 1009mBar					
Frequency Range: Fundamental							Measurement Distance: 3 m					
Notes: 100% duty cycle - Full power AVG 9.2.2.2												
Antenna Polarization (H / V)	Frequency (MHz)	Reading (dBuV)	Preamp Factor (dB)	Antenna Factor (dB/m)	Cable Factor (dB)	Adjusted Reading (dBuV/m)	---			FCC 15.247		
							Conducted EIRP (dBm)			Limit (dBm)	Margin (dB)	Result (Pass/Fail)
h	915.0	78.7	0.0	22.4	1.8	102.9	9.7	---	---	30.0	-20.3	
Table Result:		Pass	by	-20.3 dB						Worst Freq:		915.0 MHz
Test Site: EMI Chamber 1			Cable 1: Asset #2051				Cable 2: Asset #2054			Cable 3: ---		
Analyzer: EMI Receiver			Preamp: none				Antenna: Red-Brown			Preselector: ---		

Rev.8/11/2015

Spectrum Analyzers / Receivers / Preselectors		Range	MN	Mfr	SN	Asset	Cat	Calibration Due	Calibrated on
Brown		9kHz-26.5GHz	E4407B	Agilent	SG44210511	1510	I	6/30/2016	6/30/2015
Radiated Emissions Sites		FCC Code	IC Code	VCCI Code	Range		Cat	Calibration Due	Calibrated on
EMI Chamber 1		719150	2762A-6	A-0015	30-1000MHz		II	3/21/2017	3/21/2015
Antennas		Range	MN	Mfr	SN	Asset	Cat	Calibration Due	Calibrated on
Red-Brown Bilog		30-2000MHz	JB1	Sunol	A0032406	1218	I	12/4/2016	12/4/2014
Cables		Range		Mfr			Cat	Calibration Due	Calibrated on
Asset #2051		9kHz - 18GHz		Florida RF			II	3/8/2016	3/8/2015
Asset #2054		9kHz - 18GHz		Florida RF			II	3/8/2016	3/8/2015
Meteorological Meters			MN	Mfr	SN	Asset	Cat	Calibration Due	Calibrated on
Weather Clock (Pressure Only)			BA928	Oregon Scientific	C3166-1	831	I	3/19/2016	3/19/2014
TH A#2080			HTC-1	HDE		2080	II	4/2/2016	4/2/2015

All equipment is calibrated using standards traceable to NIST or other nationally recognized calibration standard.



PLOTS

Agilent 06:31:48 Aug 27, 2015

R T

Mkr1 915.380 MHz
74.55 dB μ VRef 99.99 dB μ V

Atten 5 dB

#Avg
Log
10
dB/

PAvg

Center 915 MHz

#Res BW 30 kHz

#VBW 100 kHz

Span 2 MHz

Sweep 8 ms (401 pts)

Channel Power

78.73 dB μ V/1.2250 MHz

Power Spectral Density

17.85 dB μ V/Hz

C:\temp.gif file saved

915 MHz – Channel Power

Radiated Spurious Emissions

LIMITS

Radiated emissions which fall in the restricted bands, as defined in Section 15.205(a), must also comply with the radiated emission limits specified in Section 15.209(a).
[15.247(d)]

MEASUREMENTS / RESULTS

Radiated Band Edge (902 – 928 MHz)

Radiated Emissions Table												
Date: 27-Aug-15			Company: ecoVent				Work Order: P2231					
Engineer: Tuyen Truong			EUT Desc: Vent				EUT Operating Voltage/Frequency: 3.2Vdc					
Temp: 23°C			Humidity: 47%				Pressure: 1009mBar					
Frequency Range: Lower Band Edge (902 MHz)							Measurement Distance: 3 m					
Notes: M/N: 901-00002; Modulation: FSK, 100% duty cycle TX on 915MHz Limit is 65.1dBuV/m or -30 dB down from the maximum in band Peak PSD level												
Antenna Polarization (H / V)	Frequency (MHz)	Reading (dBuV)	Preamp Factor (dB)	Antenna Factor (dB/m)	Cable Factor (dB)	Adjusted Reading (dBuV/m)	---			-30dB Limit		
							Limit (dBuV/m)	Margin (dB)	Result (Pass/Fail)	Limit (dBuV/m)	Margin (dB)	Result (Pass/Fail)
v	902.0	53.2	25.7	22.5	1.8	51.8	---	---	---	65.1	-13.3	Pass
v	900.34	51.8	25.8	22.5	1.8	50.3	---	---	---	65.1	-14.8	Pass
Table Result: Pass by -13.3 dB							Worst Freq: 902 MHz					
Test Site: EMI Chamber 1			Cable 1: Asset #2051				Cable 2: Asset #2054			Cable 3: ---		
Analyzer: Brown			Preamp: Red-White				Antenna: Red-Brown			Preselector: ---		
CSsoft Radiated Emissions Calculator v 1.017.148												
Adjusted Reading = Reading - Preamp Factor + Antenna Factor + Cable Factor												
Copyright Curtis-Straus LLC 2006												

Radiated Emissions Table												
Date: 27-Aug-15			Company: ecoVent				Work Order: P2231					
Engineer: Tuyen Truong			EUT Desc: Vent				EUT Operating Voltage/Frequency: 3.2Vdc					
Temp: 23°C			Humidity: 47%				Pressure: 1009mBar					
Frequency Range: Upper Band Edge (928 MHz)							Measurement Distance: 3 m					
Notes: M/N: 901-00002; Modulation: FSK, 100% duty cycle TX on 915MHz Limit is 65.1dBuV/m or -30 dB down from the maximum in band Peak PSD level												
Antenna Polarization (H / V)	Frequency (MHz)	Reading (dBuV)	Preamp Factor (dB)	Antenna Factor (dB/m)	Cable Factor (dB)	Adjusted Reading (dBuV/m)	---			-30dB Limit		
							Limit (dBuV/m)	Margin (dB)	Result (Pass/Fail)	Limit (dBuV/m)	Margin (dB)	Result (Pass/Fail)
v	928.0	52.7	25.1	22.5	1.7	51.8	---	---	---	65.1	-13.3	Pass
v	928.84	52.5	25.1	22.5	1.7	51.6	---	---	---	65.1	-13.5	Pass
Table Result: Pass by -13.3 dB							Worst Freq: 928 MHz					
Test Site: EMI Chamber 1			Cable 1: Asset #2051				Cable 2: Asset #2054			Cable 3: ---		
Analyzer: Brown			Preamp: Red-White				Antenna: Red-Brown			Preselector: ---		
CSsoft Radiated Emissions Calculator v 1.017.148												
Adjusted Reading = Reading - Preamp Factor + Antenna Factor + Cable Factor												
Copyright Curtis-Straus LLC 2006												

Rev.8/11/2015

Spectrum Analyzers / Receivers /Preselectors

Brown

Range	MN	Mfr	SN	Asset	Cat	Calibration Due	Calibrated on
9kHz-26.5GHz	E4407B	Agilent	SG44210511	1510	I	6/30/2016	6/30/2015

Radiated Emissions Sites

EMI Chamber 1

FCC Code	IC Code	VCCI Code	Range	Cat	Calibration Due	Calibrated on
719150	2762A-6	A-0015	30-1000MHz	II	3/21/2017	3/21/2015

Antennas

Red-Brown Bilog

Range	MN	Mfr	SN	Asset	Cat	Calibration Due	Calibrated on
30-2000MHz	JB1	Sunol	A0032406	1218	I	12/4/2016	12/4/2014

Cables

Asset #2051
Asset #2054

Range	Mfr	SN	Asset	Cat	Calibration Due	Calibrated on
9kHz - 18GHz	Florida RF			II	3/8/2016	3/8/2015
9kHz - 18GHz	Florida RF			II	3/8/2016	3/8/2015

Meteorological Meters

Weather Clock (Pressure Only)
TH A#2080

MN	Mfr	SN	Asset	Cat	Calibration Due	Calibrated on
BA928	Oregon Scientific	C3166-1	831	I	3/19/2016	3/19/2014
HTC-1	HDE		2080	II	4/2/2016	4/2/2015

Preamps /Couplers Attenuators / Filters

Red-White

Range	MN	Mfr	SN	Asset	Cat	Calibration Due	Calibrated on
0.009-2000MHz ZFL-1000-LN	CS		N/A	1258	II	12/26/2015	12/26/2014

All equipment is calibrated using standards traceable to NIST or other nationally recognized calibration standard.



Curtis-Straus LLC, a wholly owned subsidiary of BV CPS

One Distribution Center Circle, #1 • Littleton, MA • TEL (978) 486-8880 • FAX (978) 486-8828



page 11 of 21

Radiated Spurious EMI (30 to 10000 MHz)

Radiated Emissions Table												
Date: 27-Aug-15			Company: ecoVent				Work Order: P2231					
Engineer: Tuyen Truong			EUT Desc: Vent				EUT Operating Voltage/Frequency: 3.3Vdc					
Temp: 23°C			Humidity: 47%				Pressure: 1009mBar					
Frequency Range: 30-1000 MHz							Measurement Distance: 3 m					
Notes: EUT is set to tx at 100% duty cycle - Full power.							EUT Max Freq: 915 MHz					
Antenna Polarization (H / V)	Frequency (MHz)	Reading (dBµV)	Preamp Factor (dB)	Antenna Factor (dB/m)	Cable Factor (dB)	Adjusted Reading (dBµV/m)	---			FCC 15.209		
							Limit (dBµV/m)	Margin (dB)	Result (Pass/Fail)	Limit (dBµV/m)	Margin (dB)	Result (Pass/Fail)
v	149.7	30.0	25.4	12.5	0.7	17.8	---	---	---	43.5	-25.7	Pass
v	168.3	33.0	25.6	11.7	0.8	19.9	---	---	---	43.5	-23.6	Pass
h	169.6	23.0	25.6	11.6	0.8	9.8	---	---	---	43.5	-33.7	Pass
h	218.0	38.7	25.5	10.7	0.8	24.7	---	---	---	46.0	-21.3	Pass
hbb	228.0	31.1	25.5	11.0	0.9	17.5	---	---	---	46.0	-28.5	Pass
h	266.45	46.0	25.5	13.0	1.1	34.6	---	---	---	46.0	-11.4	Pass
v	266.47	41.6	25.5	13.0	1.1	30.2	---	---	---	46.0	-15.8	Pass
v	290.0	29.5	25.7	13.5	0.9	18.2	---	---	---	46.0	-27.8	Pass
h	290.7	42.1	25.7	13.5	0.9	30.8	---	---	---	46.0	-15.2	Pass
h	314.9	29.4	25.7	13.8	1.0	18.5	---	---	---	46.0	-27.5	Pass
h	402.3	19.8	25.6	15.7	1.2	11.1	---	---	---	46.0	-34.9	Pass
h	460.0	34.7	25.6	17.1	1.5	27.7	---	---	---	46.0	-18.3	Pass
h	620.4	23.1	25.6	19.1	1.5	18.1	---	---	---	46.0	-27.9	Pass
h	846.9	29.6	25.9	21.8	1.8	27.3	---	---	---	46.0	-18.7	Pass
h	851.0	30.2	26.0	21.8	1.8	27.8	---	---	---	46.0	-18.2	Pass
hbb	900.5	35.2	25.8	22.5	1.8	33.7	---	---	---	46.0	-12.3	Pass
h	933.7	30.4	25.0	22.6	1.7	29.7	---	---	---	46.0	-16.3	Pass
Table Result: Pass							by		-11.4 dB		Worst Freq: 266.45 MHz	
Test Site: EMI Chamber 1			Cable 1: Asset #2051				Cable 2: Asset #2054			Cable 3: ---		
Analyzer: Rental SA#2			Preamp: Red-White				Antenna: Red-Brown			Preselector: ---		
v 1.017.146												
Adjusted Reading = Reading - Preamp Factor + Antenna Factor + Cable Factor												
CSsoft Radiated Emissions Calculator Copyright Curtis-Straus LLC 2000												

Rev.8/24/2015

Spectrum Analyzers / Receivers / Preselectors	Range	MN	Mfr	SN	Asset	Cat	Calibration Due	Calibrated on
SA #2 (1860)	9kHz-26.5 GHz	E7405A	Agilent	MY45104916	1860	I	7/30/2016	
Radiated Emissions Sites	FCC Code	IC Code	VCCI Code	Range		Cat	Calibration Due	Calibrated on
EMI Chamber 1	719150	2762A-6	A-0015	30-1000MHz		II	3/21/2017	3/21/2015
Preamps / Couplers Attenuators / Filters	Range	MN	Mfr	SN	Asset	Cat	Calibration Due	Calibrated on
Red-White	0.009-2000MHz	ZFL-1000-LN	CS	N/A	1258	II	12/26/2015	12/26/2014
Antennas	Range	MN	Mfr	SN	Asset	Cat	Calibration Due	Calibrated on
Red-Brown Bilog	30-2000MHz	JB1	Sunol	A0032406	1218	I	12/4/2016	12/4/2014
Cables	Range		Mfr			Cat	Calibration Due	Calibrated on
Asset #2051	9kHz - 18GHz		Florida RF			II	3/8/2016	3/8/2015
Asset #2054	9kHz - 18GHz		Florida RF			II	3/8/2016	3/8/2015
Meteorological Meters		MN	Mfr	SN	Asset	Cat	Calibration Due	Calibrated on
Weather Clock (Pressure Only)		BA928	Oregon Scientific	C3166-1	831	I	3/19/2016	3/19/2014
TH A#2080		HTC-1	HDE		2080	II	4/2/2016	4/2/2015

All equipment is calibrated using standards traceable to NIST or other nationally recognized calibration standard.



Radiated Emissions Table																	
Date: 27-Aug-15			Company: ecoVent			Work Order: P2231											
Engineer: Tuyen Truong			EUT Desc: Vent			EUT Operating Voltage/Frequency: 120Vac/60Hz											
Temp: 23°C			Humidity: 47%			Pressure: 1009mBar											
Frequency Range: 1 - 6 GHz									Measurement Distance: 3 m								
Notes: EUT is set to tx at 100% duty cycle - Full power.									EUT Max Freq: 915 MHz								
Antenna Polarization (H / V)	Frequency (MHz)	Peak Reading (dBμV)	Average Reading (dBμV)	Preamp Factor (dB)	Antenna Factor (dB/m)	Cable Factor (dB)	Adjusted Peak Reading (dBμV/m)	Adjusted Avg Reading (dBμV/m)	FCC 15.209 High Frequency - Peak			FCC 15.209 High Frequency - Average					
									Limit (dBμV/m)	Margin (dB)	Result (Pass/Fail)	Limit (dBμV/m)	Margin (dB)	Result (Pass/Fail)			
v	1829.0	36.94	24.9	18.8	30.7	2.9	51.7	39.7	74.0	-22.3	Pass	54.0	-14.3	Pass			
h	1830.8	44.67	30.2	18.8	30.7	2.9	59.5	45.0	74.0	-14.5	Pass	54.0	-9.0	Pass			
v	2743.0	36.79	24.5	20.2	33.0	3.6	53.2	40.9	74.0	-20.8	Pass	54.0	-13.1	Pass			
h	2746.0	38.12	25.4	20.2	33.0	3.6	54.5	41.8	74.0	-19.5	Pass	54.0	-12.2	Pass			
v	3658.0	37.32	28.9	19.1	33.4	4.0	55.6	47.2	74.0	-18.4	Pass	54.0	-6.8	Pass			
h	3661.5	39.56	27.1	19.1	33.4	4.0	57.9	45.4	74.0	-16.1	Pass	54.0	-8.6	Pass			
h	4575.0	35.92	23.9	17.9	34.3	4.5	56.8	44.8	74.0	-17.2	Pass	54.0	-9.2	Pass			
v	4576.8	36.88	23.7	17.9	34.3	4.5	57.8	44.6	74.0	-16.2	Pass	54.0	-9.4	Pass			
h	5488.0	32.55	21.3	17.6	34.8	4.9	54.7	43.4	74.0	-19.3	Pass	54.0	-10.6	Pass			
v	5491.0	35.56	21.8	17.6	34.8	4.9	57.7	43.9	74.0	-16.3	Pass	54.0	-10.1	Pass			
Table Result:									Pass			by			-6.8 dB		
									Worst Freq:						3658.0 MHz		
Test Site: EMI Chamber 1			Cable 1: Asset #2051			Cable 2: Asset #2054			Cable 3: ---								
Analyzer: Rental SA#2			Preamp: Asset #1517			Antenna: Blue Horn			Preselector: ---								
v 1.017.146																	
Adjusted Reading = Reading - Preamp Factor + Antenna Factor + Cable Factor																	
CSsoft Radiated Emissions Calculator Copyright Curtis-Straus LLC 2000																	

Radiated Emissions Table															
Date: 27-Aug-15			Company: ecoVent			Work Order: P2231									
Engineer: Tuyen Truong			EUT Desc: Vent			EUT Operating Voltage/Frequency: 3.3Vdc									
Temp: 23°C			Humidity: 47%			Pressure: 1009mBar									
Frequency Range: 6 - 10 GHz						Measurement Distance: 1 m									
Notes: EUT is set to tx at 100% duty cycle - Full power.						EUT Max Freq: 915 MHz									
Antenna Polarization (H / V)	Frequency (MHz)	Peak Reading (dBμV)	Average Reading (dBμV)	Preamp Factor (dB)	Antenna Factor (dB/m)	Cable Factor (dB)	Adjusted Peak Reading (dBμV/m)	Adjusted Avg Reading (dBμV/m)	FCC 15.209 High Frequency - Peak			FCC 15.209 High Frequency - Average			
									Limit (dBμV/m)	Margin (dB)	Result (Pass/Fail)	Limit (dBμV/m)	Margin (dB)	Result (Pass/Fail)	
h	6402.5	36.66	24.8	17.3	35.8	5.4	60.6	48.7	83.5	-22.9	Pass	63.5	-14.8	Pass	
v	6405.0	34.64	22.2	17.3	35.8	5.4	58.5	46.1	83.5	-25.0	Pass	63.5	-17.4	Pass	
h	6407.7	36.37	24.7	17.3	35.8	5.4	60.3	48.6	83.5	-23.2	Pass	63.5	-14.9	Pass	
v	7636.0	32.24	21.1	16.8	36.1	5.7	57.2	46.1	83.5	-26.3	Pass	63.5	-17.4	Pass	
v	8231.7	35.93	24.7	17.3	36.1	5.6	60.3	49.1	83.5	-23.2	Pass	63.5	-14.4	Pass	
h	8232.0	35.63	22.3	17.3	36.1	5.6	60.0	46.7	83.5	-23.5	Pass	63.5	-16.8	Pass	
h	8238.0	34.07	22.1	17.4	36.1	5.6	58.4	46.4	83.5	-25.1	Pass	63.5	-17.1	Pass	
v	8238.4	37.04	25.1	17.4	36.1	5.6	61.3	49.4	83.5	-22.2	Pass	63.5	-14.1	Pass	
v	9146.0	33.78	23.1	17.2	36.7	6.0	59.3	48.6	83.5	-24.2	Pass	63.5	-14.9	Pass	
v	9147.5	34.75	23.1	17.2	36.7	6.0	60.3	48.6	83.5	-23.2	Pass	63.5	-14.9	Pass	
Table Result:				Pass		by		-14.1 dB		Worst Freq:				8238.4 MHz	
Test Site: EMI Chamber 1			Cable 1: Asset #2051			Cable 2: Asset #2054			Cable 3: ---						
Analyzer: Rental SA#2			Preamp: Asset #1517			Antenna: Blue Horn			Preselector: ---						
v 1.017.146															
Adjusted Reading = Reading - Preamp Factor + Antenna Factor + Cable Factor															
CSsoft Radiated Emissions Calculator Copyright Curtis-Straus LLC 2000															

Rev.8/24/2015

Spectrum Analyzers / Receivers /Preselectors	Range	MN	Mfr	SN	Asset	Cat	Calibration Due	Calibrated on
SA #2 (1860)	9kHz-26.5 GHz	E7405A	Agilent	MY45104916	1860	I	7/30/2016	
Radiated Emissions Sites	FCC Code	IC Code	VCCI Code	Range		Cat	Calibration Due	Calibrated on
EMI Chamber 1	719150	2762A-6	A-0015	30-1000MHz		II	3/21/2017	3/21/2015
Preamps/Couplers Attenuators / Filters	Range	MN	Mfr	SN	Asset	Cat	Calibration Due	Calibrated on
1517 HF Preamp	1-20GHz	CS	CS	N/A	1517	II	8/6/2016	8/6/2015
Antennas	Range	MN	Mfr	SN	Asset	Cat	Calibration Due	Calibrated on
Blue Horn	1-18Ghz	3117	ETS	157647	1861	I	2/8/2017	2/8/2015
Cables	Range		Mfr			Cat	Calibration Due	Calibrated on
Asset #2051	9kHz - 18GHz		Florida RF			II	3/8/2016	3/8/2015
Asset #2054	9kHz - 18GHz		Florida RF			II	3/8/2016	3/8/2015
Meteorological Meters		MN	Mfr	SN	Asset	Cat	Calibration Due	Calibrated on
Weather Clock (Pressure Only)		BA928	Oregon Scientific	C3166-1	831	I	3/19/2016	3/19/2014
TH A#2080		HTC-1	HDE		2080	II	4/2/2016	4/2/2015

All equipment is calibrated using standards traceable to NIST or other nationally recognized calibration standard.



Curtis-Straus LLC, a wholly owned subsidiary of BV CPS
One Distribution Center Circle, #1 • Littleton, MA • TEL (978) 486-8880 • FAX (978) 486-8828



Power Spectral Density

LIMIT

...the power spectral density conducted from the intentional radiator to the antenna shall not be greater than 8dBm in any 3 kHz band during any time interval of continuous transmission.
[15.247(e)]

Per 558074 D01 DTS Measurement Guidance v0303 Section 10.3 Method AVGPS-1 (trace averaging with EUT transmitting at full power throughout each sweep)

MEASUREMENTS / RESULTS

Power Spectral Density												
Date: 04-Sep-15			Company: ecoVent				Work Order: P2231					
Engineer: Tuyen Truong			EUT Desc: Vent				EUT Operating Voltage/Frequency: 3.3Vdc					
Temp: 22°C			Humidity: 51%				Pressure: 1014mBar					
Frequency Range: Fundamental							Measurement Distance: 3 m					
Notes: 100% duty cycle - Full power 10.3 (AVGSPD-1)												
Antenna Polarization (H / V)	Frequency (MHz)	Reading (dBμV)	Preamp Factor (dB)	Antenna Factor (dB/m)	Cable Factor (dB)	Adjusted Reading (dBμV/m)	---			FCC 15.247		
							Conducted EIRP (dBm)			Limit (dBm)	Margin (dB)	Result (Pass/Fail)
h	915.0	70.7	0.0	22.7	1.7	95.1	1.9	---	---	8.0	-6.1	Pass
Table Result:			Pass by -6.1 dB							Worst Freq: 915.0 MHz		
Test Site: EMI Chamber 2			Cable 1: Asset #2052				Cable 2: Asset #2053			Cable 3: ---		
Analyzer: Asset #1327			Preamp: none				Antenna: Red-Black			Preselector: ---		
CSsoft Radiated Emissions Calculator v 1.017.146 Copyright Curtis-Straus LLC 2000												
Adjusted Reading = Reading - Preamp Factor + Antenna Factor + Cable Factor												
Rev.8/27/2015												
Spectrum Analyzers / Receivers /Preselectors				Range		MN	Mfr	SN	Asset	Cat	Calibration Due	Calibrated on
SA EMI Chamber (1327)				9kHz-13.2 GHz		E4405B	Agilent	MY45103416	1327	I	7/10/2016	7/10/2015
Radiated Emissions Sites				FCC Code		IC Code	VCCI Code	Range		Cat	Calibration Due	Calibrated on
EMI Chamber 2				719150		2762A-7	A-0015	30-1000MHz		II	3/22/2017	3/22/2015
Antennas				Range		MN	Mfr	SN	Asset	Cat	Calibration Due	Calibrated on
Red-Black Bilog				30-2000MHz		JB1	Sunol	A091604-2	1106	I	2/9/2017	2/9/2015
Cables				Range			Mfr			Cat	Calibration Due	Calibrated on
Asset #2052				9kHz - 18GHz			Florida RF			II	3/8/2016	3/8/2015
Asset #2053				9kHz - 18GHz			Florida RF			II	3/8/2016	3/8/2015
Meteorological Meters						MN	Mfr	SN	Asset	Cat	Calibration Due	Calibrated on
Weather Clock (Pressure Only)						BA928	Oregon Scientific	C3166-1	831	I	3/19/2016	3/19/2014
TH A#2081						HTC-1	HDE		2081	II	4/2/2016	4/2/2015

All equipment is calibrated using standards traceable to NIST or other nationally recognized calibration standard.



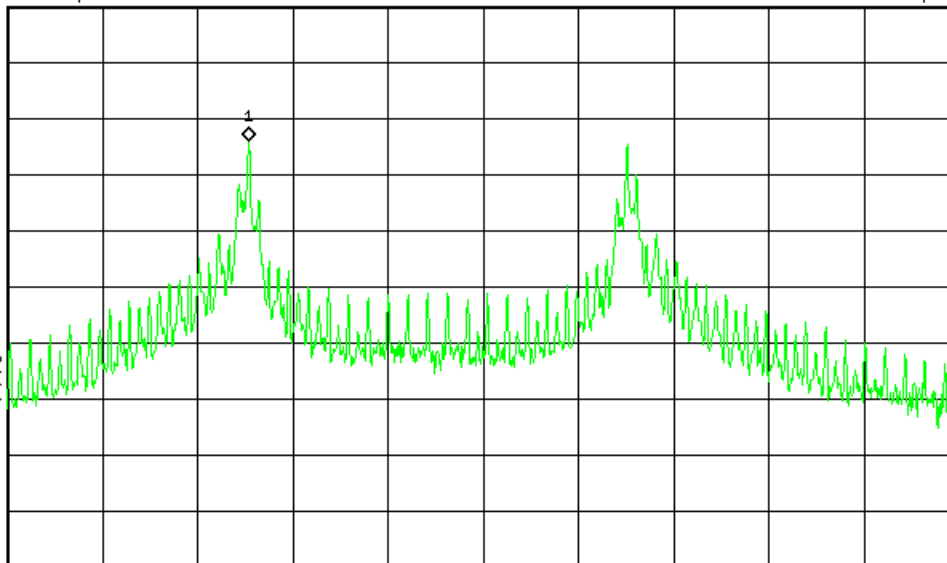
PLOTS

Agilent 07:53:29 Sep 4, 2015

R T

Mkr1 914.6474 MHz
70.71 dB μ VRef 94.59 dB μ V

Atten 5 dB

#Avg
Log
10
dB/PAvg
100
W1 S2
S3 FC

Center 915.1 MHz

Span 1.84 MHz

#Res BW 3 kHz

#VBW 10 kHz

Sweep 332.7 ms (1300 pts)

C:\temp.gif file saved

915 MHz – PSD

AC Line Conducted Emissions LIMITS

Frequency of emission (MHz)	Quasi-peak limit (dB μ V)	Average limit (dB μ V)
0.15-0.5	66 to 56*	56 to 46*
0.5-5	56	46
5-30	60	50

*Decreases with the logarithm of the frequency.

[47 CFR 15.207(a)]

MEASUREMENTS / RESULTS

Not applicable since the EUT is Battery Powered.

Occupied Bandwidth

REQUIREMENT

When an occupied bandwidth is not specified in the applicable RSS, the transmitted signal bandwidth to be reported is to be its 99% emission bandwidth, as calculated or measured. [RSS-GEN 6.6]

MEASUREMENTS / RESULTS

99% OCCUPIED BANDWIDTH									
Date: 14-Aug-15		Company: ecoVent				Work Order: P2231			
Engineer: Tuyen Truong		EUT Desc: Vent				EUT Operating Voltage/Frequency: 3.3Vdc			
Temp: 23°C		Humidity: 47%		Pressure: 1009mBar					
Frequency Range: Fundamental					Measurement Distance: 3 m				
Notes: 100% duty cycle - Full power									
Antenna Polarization (H / V)	Frequency (MHz)	99% Occupied BW (KHz)							
H	915.0	1225.0							
Test Site: EMI Chamber 1		Cable 1: Asset #2051			Cable 2: Asset #2054		Cable 3: ---		
Analyzer: Brown		Preamp: none			Antenna: Red-Brown		Preselector: ---		
Rev.8/11/2015									
Spectrum Analyzers / Receivers /Preselectors		Range	MN	Mfr	SN	Asset	Cat	Calibration Due	Calibrated on
Brown		9kHz-26.5GHz	E4407B	Agilent	SG44210511	1510	I	6/30/2016	6/30/2015
Radiated Emissions Sites		FCC Code	IC Code	VCCI Code	Range		Cat	Calibration Due	Calibrated on
EMI Chamber 1		719150	2762A-6	A-0015	30-1000MHz		II	3/21/2017	3/21/2015
Antennas		Range	MN	Mfr	SN	Asset	Cat	Calibration Due	Calibrated on
Red-Brown Bilog		30-2000MHz	JB1	Sunol	A0032406	1218	I	12/4/2016	12/4/2014
Cables		Range		Mfr			Cat	Calibration Due	Calibrated on
Asset #2051		9kHz - 18GHz		Florida RF			II	3/8/2016	3/8/2015
Asset #2054		9kHz - 18GHz		Florida RF			II	3/8/2016	3/8/2015
Meteorological Meters			MN	Mfr	SN	Asset	Cat	Calibration Due	Calibrated on
Weather Clock (Pressure Only)			BA928	Oregon Scientific	C3166-1	831	I	3/19/2016	3/19/2014
TH A#2080			HTC-1	HDE		2080	II	4/2/2016	4/2/2015

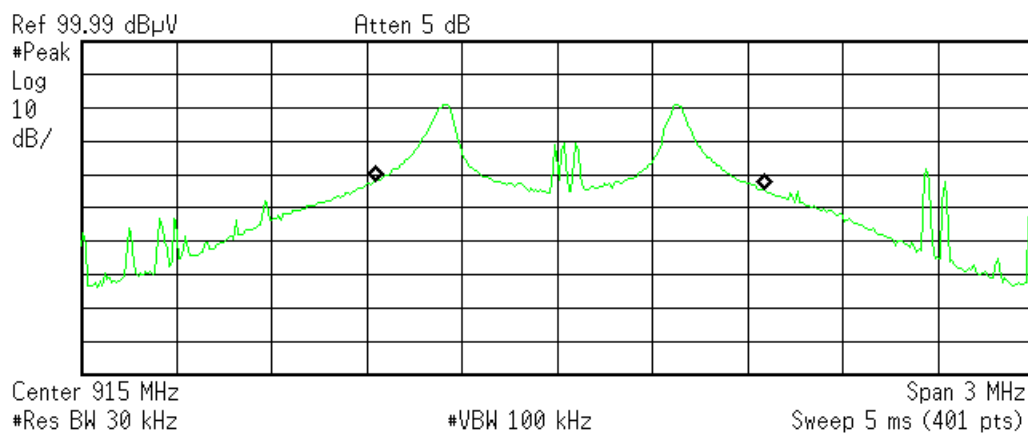
All equipment is calibrated using standards traceable to NIST or other nationally recognized calibration standard.



Plot(s)

✱ Agilent 06:14:23 Aug 27, 2015

R T



Occupied Bandwidth
1.2250 MHz

Occ BW % Pwr 99.00 %
x dB -6.00 dB

Transmit Freq Error 40.169 kHz
x dB Bandwidth 811.586 kHz

C:\temp.gif file saved

915 MHz – Occupied Bandwidth

Measurement Uncertainty

The listed uncertainties are the worst case uncertainty for the entire range of measurement. Please note that the uncertainty values are provided for informational purposes only and are not used in determining the PASS/FAIL results.

Measurement	Expanded Uncertainty k=2	Maximum allowable uncertainty
Radiated Emissions (30-1000MHz)		
NIST	5.6dB	N/A
CISPR	4.6dB	5.2dB (Ucisp)
Radiated Emissions (1-26.5GHz)	4.6dB	N/A
Radiated Emissions (above 26.5GHz)	4.9dB	N/A
Magnetic Radiated Emissions	5.6dB	N/A
Conducted Emissions		
NIST	3.9dB	N/A
CISPR	3.6dB	3.6dB (Ucisp)
Telco Conducted Emissions (Current)	2.9dB	N/A
Telco Conducted Emissions (Voltage)	4.4dB	N/A
Electrostatic Discharge	11.5%	N/A
Radiated RF Immunity (Uniform Field)	1.6dB	N/A
Electrical Fast Transients	23.1%	N/A
Surge	23.1%	N/A
Conducted RF Immunity	3dB	N/A
Magnetic Immunity	12.8%	N/A
Dips and Interrupts	2.3V	N/A
Harmonics	3.5%	N/A
Flicker	3.5%	N/A
Radio frequency (@ 2.4GHz)	3.23×10^{-8}	1×10^{-7}
RF power, conducted	0.40dB	0.75dB
Maximum frequency deviation:		
• Within 300Hz and 6kHz of audio frequency / Within 6kHz and 25kHz of audio frequency	3.4% 0.3dB	5% 3dB
Adjacent channel power	1.9dB	3dB
Conducted spurious emission of transmitter, valid up to 12.75GHz	2.39dB	3dB
Conducted emission of receivers	1.3dB	3dB
Radiated emission of transmitter, valid up to 26.5GHz	3.9dB	6dB
Radiated emission of transmitter, valid up to 80GHz	3.3dB	6dB
Radiated emission of receiver, valid up to 26.5GHz	3.9dB	6dB
Radiated emission of receiver, valid up to 80GHz	3.3dB	6dB
Humidity	2.37%	5%
Temperature	0.7°C	1.0°C
Time	4.1%	10%
RF Power Density, Conducted	0.4dB	3dB
DC and low frequency voltages	1.3%	3%
Voltage (AC, <10kHz)	1.3%	2%
Voltage (DC)	0.62%	1%
The above reflects a 95% confidence level		

Conditions Of Testing

[Bureau Veritas Consumer Products Services, Inc., a Massachusetts corporation], and/or its affiliates (collectively, the "Company") will conduct, at the request of the Submitter ("Client"), the tests specified on the submitted Test Request Form or equivalent in accordance with, and subject to, the following terms and conditions (collectively, "Conditions"):

1. All orders for tests are subject to acceptance by the Company, and no order will constitute a binding commitment of the Company unless and until such order is accepted by it, as evidenced by the issuance of a written report ("Test Report") by the Company. The Test Report is issued solely by the Company, is intended for the exclusive use of Client and shall not be published, used for advertising purposes, copied or replicated for distribution to any other person or entity or otherwise publicly disclosed without the prior written consent of the Company. By submitting a request for services to the Company, Client consents to the disclosure to accreditation bodies of those records of Client relevant to the accreditation body's assessment of the Company's competence and compliance with relevant accreditation criteria. The Company shall not be liable for any loss or damage whatsoever resulting from the failure of the Company to provide its services within any time period for completion estimated by the Company. If Client anticipates using the Test Report in any legal proceeding, arbitration, dispute resolution forum or other proceeding, it shall so notify the Company prior to submitting the Test Report in such proceeding. The Company has no obligation to provide a fact or expert witness at such proceeding unless the Company agrees in advance to do so for a separate and additional fee.

2. The Test Report will set forth the findings of the Company solely with respect to the test samples identified therein. Unless specifically and expressly indicated in the Test Report, the results set forth in such Test Report are not intended to be indicative or representative of the quality or characteristics of the lot from which a test sample is taken, and Client shall not rely upon the Test Report as being so indicative or representative of the lot or of the tested product in general. The Test Report will reflect the findings of the Company at the time of testing only, and the Company shall have no obligation to update the Test Report after its issuance. The Test Report will set forth the results of the tests performed by the Company based upon the written information provided to the Company. The Test Report will be based solely on the samples and written information submitted to the Company by Client, and the Company shall not be obligated to conduct any independent investigation or inquiry with respect thereto.

3. The Company may, in its sole discretion, destroy samples which have been furnished to the Company for testing and which have not been destroyed in the course of testing. The Company may delegate the performance of all or a portion of the services contemplated hereunder to an affiliate, agent or subcontractor of the Company, and Client consents to such delegation.

4. These Conditions and the Test Report represent the entire understanding of the parties hereto with respect to the subject matter hereof and of the Test Report, and no modification, variance or extrapolation with respect thereto shall be permitted without the prior written consent of the Company.

5. The names, service marks, trademarks and copyrights of the Company and its affiliates, including the names "BUREAU VERITAS," "BUREAU VERITAS CONSUMER PRODUCTS SERVICES," "BVCPS," "MTL," "ACTS," "MTL-ACTS" and CURTIS-STRAUS (collectively, the "Marks") are and shall remain the sole property of the Company or its affiliates and shall not be used by Client except solely to the extent that Client obtains the prior written approval of the Company and then only in the manner prescribed by the Company. Client shall not contest the validity of the Marks or take any action that might impair the value or goodwill associated with the Marks or the image or reputation of the Company or its affiliates.

6. Payment in full shall be due 30 days after the date of invoice. Interest shall be due on overdue amounts from the due date until paid at an interest rate of 1.5% per month or, if less, the maximum rate permitted by law. The Company reserves the right, at any time and from time to time, to revoke any credit extended to Client. Client shall reimburse the Company for any costs it incurs in collecting past due amounts, including court costs and fees and expenses of attorneys and collection agencies. The Test Report may not be used or relied upon by Client if and for so long as Client fails to pay when due any invoice issued by the Company or any affiliate of it to Client or any affiliate or subsidiary of Client together with interest and penalties, if any, accrued thereon.

7. The Company disclaims any and all responsibility or liability arising out of or in connection with e-mail transmissions of such information.

8. Client understands and agrees that the Company is neither an insurer nor a guarantor, that the Company does not take the place of Client or any designer, manufacturer, agent, buyer, distributor or transportation or shipping company, and that the Company disclaims all liability in such capacities. Client further understands that if it seeks assurance against loss or damage, it should obtain appropriate insurance.

9. Client agrees that the Company, by providing the services, does not take the place of Client nor any third party, nor does the Company release them from any of their obligations, nor does the Company otherwise assume, abridge, abrogate or undertake to discharge any duty of any third party to Client or any duty of Client or any third party to any other third party, and Client will not release any third party from its obligations and duties with respect to the tested goods.

10. Client shall, on a timely basis, (a) provide adequate instructions to the Company in order to enable the Company to perform properly its services, (b) provide, or cause Client's suppliers and contractors to provide, the Company with all documents necessary to enable the Company to perform its services, (c) furnish the Company with all relevant information regarding Client's intended use and purposes of the tested goods, (d) advise the Company of essential dates and deadlines relevant to the tested goods and (e) fully exercise all rights and remedies available to Client against third parties in respect of the tested goods.

11. The Company shall undertake due care and ordinary skill in the performance of its services to Client, and the Company shall accept responsibility only where such skill has not been exercised and, even in such event, only to the extent of the limitation of liability set forth herein.

12. If Client desires to assert a claim arising from or relating to (i) the performance, purported performance or non-performance of any services by the Company or (ii) the sale, resale, manufacture, distribution or use of any tested goods, it must submit that claim to the Company in a writing that sets forth with particularity the basis for such claim within 60 days from discovery of the potential claim and not more than six months after the date of issuance of the Test Report to Client. Client waives any and all such claims including, without limitation, claims that the Test Report is inaccurate, incomplete or misleading or that additional or different testing is required, unless and then only to the extent that Client submits a written claim to the Company within both such time periods.

13. CLIENT SHALL, EXCEPT TO THE EXTENT OF COMPANY'S LIABILITY TO CLIENT HEREUNDER (WHICH IN NO EVENT SHALL EXCEED THE LIMITATION OF LIABILITY HEREIN), HOLD HARMLESS AND INDEMNIFY THE COMPANY, ITS AFFILIATES AND THEIR RESPECTIVE DIRECTORS, OFFICERS, EMPLOYEES, AGENTS AND SUBCONTRACTORS AGAINST ALL ACTUAL OR ALLEGED THIRD PARTY CLAIMS FOR LOSS, DAMAGE OR EXPENSE OF WHATSOEVER NATURE AND HOWSOEVER ARISING FROM OR RELATING TO (i) THE PERFORMANCE, PURPORTED PERFORMANCE OR NON-PERFORMANCE OF ANY SERVICES BY THE COMPANY OR (ii) THE SALE, RESALE, MANUFACTURE, DISTRIBUTION OR USE OF ANY TESTED GOODS.

14. EXCEPT AS MAY OTHERWISE BE EXPRESSLY AGREED TO IN WRITING BY THE COMPANY AND NOTWITHSTANDING ANY PROVISION TO THE CONTRARY CONTAINED HEREIN OR IN ANY TEST REPORT, NO WARRANTY OR GUARANTEE, EXPRESS OR IMPLIED, INCLUDING ANY WARRANTY OF MERCHANTABILITY OR FITNESS FOR A PARTICULAR PURPOSE OR USE, IS MADE.



Curtis-Straus LLC, a wholly owned subsidiary of BV CPS

One Distribution Center Circle, #1 • Littleton, MA • TEL (978) 486-8880 • FAX (978) 486-8828



15. (A) IN NO EVENT WHATSOEVER SHALL THE COMPANY BE LIABLE FOR ANY CONSEQUENTIAL, SPECIAL, INCIDENTAL, EXEMPLARY OR PUNITIVE DAMAGES IN CONNECTION WITH, RELATING TO OR ARISING OUT OF THE TEST REPORT OR THE SERVICES PROVIDED BY THE COMPANY HEREUNDER, INCLUDING WITHOUT LIMITATION LOSS OF OR DAMAGE TO PROPERTY; LOSS OF INCOME, PROFIT OR USE; OR ANY CLAIMS OR DEMANDS MADE AGAINST CLIENT OR ANY OTHER PERSON BY ANY THIRD PARTY IN CONNECTION WITH, RELATING TO OR ARISING OUT OF THE SERVICES PROVIDED BY THE COMPANY HEREUNDER.

(B) NOTWITHSTANDING ANY PROVISION TO THE CONTRARY CONTAINED HEREIN, AND IN RECOGNITION OF THE RELATIVE RISKS AND BENEFITS TO CLIENT AND THE COMPANY ASSOCIATED WITH THE TESTING SERVICES CONTEMPLATED HEREBY, THE RISKS HAVE BEEN ALLOCATED SUCH THAT UNDER NO CIRCUMSTANCES WHATSOEVER SHALL THE LIABILITY OF THE COMPANY TO CLIENT OR ANY THIRD PARTY IN RESPECT OF ANY CLAIM FOR LOSS, DAMAGE OR EXPENSE, OF WHATSOEVER NATURE OR MAGNITUDE, AND HOWSOEVER ARISING, EXCEED AN AMOUNT EQUAL TO FIVE (5) TIMES THE AMOUNT OF THE FEES PAID TO THE COMPANY FOR THE SPECIFIC SERVICES WHICH GAVE RISE TO SUCH CLAIM OR U.S.\$10,000, WHICHEVER IS THE LESSER AMOUNT.

16. The Company shall not be liable for any loss or damage resulting from any delay or failure in performance of its obligations hereunder resulting directly or indirectly from any event of force majeure or any event outside the control of the Company. If any such event occurs, the Company may immediately cancel or suspend its performance hereunder without incurring any liability whatsoever to Client.

17. Company's services, including these Conditions, shall be governed by, and construed in accordance with, the local laws of the country where the Company performs the tests or, in the case of tests performed in the United States of America, the laws of Massachusetts without regard to conflicts of laws principles. If any aspect(s) of these Conditions is found to be illegal or unenforceable, the validity, legality and enforceability of all remaining aspects of these Conditions shall not in any way be affected or impaired thereby. Any proceeding related to the subject matter hereof shall be brought, if at all, in the courts of the country where the Company performs the tests or, in the case of tests performed in the United States of America, in the courts of Massachusetts. Client waives the right to interpose any counterclaim or setoffs of any nature in any litigation arising hereunder.

The complete list of the Approved Subcontractors Curtis-Straus may use to delegate the performance of work can be provided upon request.
Rev.160009121(2)_#684340 v14CS

