

Test Setup Photographs for the LKB01

1. Radiated Emissions

1.1. Configuration 1: Radiated measurements < 30 MHz




Photo 1




Photo 2

Radiated Emissions (continued)



Photo 3

Radiated Emissions (continued)

1.2. Configuration 2: Radiated measurements 30 MHz to 1 GHz




Photo 1




Photo 2

Radiated Emissions (continued)

1.3. Configuration 3: Radiated measurements > 1 GHz




Photo 1




Photo 2