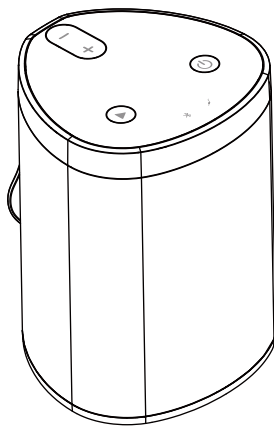


## User Manual

Product Name: Bluetooth Speaker  
Model:W2

Manufacture: Dongguan Jin wen hua digital technology Co., LTD.



- . Some devices need to have their WIFI turned off to improve audio quality over Bluetooth.
- Poor sound quality when connected within the 3.5mm audio cable**
- . Reduce the volume level on the AUX source
- . Remove the charging cable while playing

### Customer Support

- . 12-month limited warranty
- Lifetime technical support: support@imokcao.com

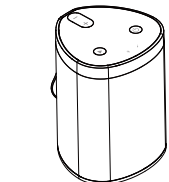
### Safety and Precautions

1. Use the speaker in appropriate environments.
2. Bumps or drops could damage the device.
3. Please do not try to open the speaker by yourself or cleaning it with chemical solvent.
4. Please turn off the speaker if long time no use.
5. In order to protect your hearing, Don't play tracks loudly for long time in case it hurt your hearing sense.
6. Built-in lithium battery, please do not throw away or put it in fire.
7. Follow all instructions - All operating and use instructions should be followed.
8. Do not immerse the speaker completely into the water.
9. Protect the Micro charging cable from pinched particularly at the connectors.
10. Unplug the charging cable during storms or when unused for long periods of time.


## TABLE OF CONTENTS

In the package	1
Button and Connectors	2
Specifications	2
Charging the Battery	3
Turn On and Turn Off	3
Pairing & Connecting	4
IPX4 Waterproof	5
Troubleshooting & Customer Support	5
Safety and Precautions	7

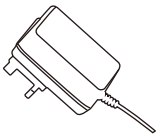
### In the Package




MOKCAO SoundBoom Speaker



3.5mm Audio Cable



DC Power Supply



Quick Start Guide



Feedback Card

- . The speaker can be paired with only one device at a time. Meaning if you would like to pair the speaker with a second different device, you must cut off the pairing between device and the speaker. Please see the instructions on page3
- . Check that your MOKCAO SoundBoom has a sufficient battery charge, the speaker may not connect when the battery has a low charge. Connect the speaker to a charging source and try again pair and connect
- . Your device may be out of range. Move it closer to within 33 unobstructed feet of your speaker
- . Some older windows computers and operating systems may have difficulty pairing and connecting over Bluetooth. If this occurs it is recommended to connect using the 3.5mm audio cable.

### No audio playing from the speaker when connected over Bluetooth

- . Remove the MOKCAO SoundBoom from the Bluetooth device list on you source device, and then re-pair and connect to the speaker.
- . Make sure the volume is up on your MOKCAO SoundBoom and you source device.
- . Your Bluetooth device may be out of range, move closer within 30 unobstructed feet
- . Turn your MOKCAO SoundBoom off and back on

### No audio playing from the speaker when connected with the 3.5mm audio cable

- . Make sure the 3.5mm audio cable is fully inserted the MOKCAO SoundBoom and device.
- . Make sure your device is on and playing music
- . Increase the volume level on the MOKCAO SoundBoom and device

### Poor sound quality when connected over Bluetooth

- . Your Bluetooth device may be out of range, move closer within 30 unobstructed feet
- . Remove the MOKCAO SoundBoom from the Bluetooth device list on you source device, and then re-pair and connect to the speaker.
- . Turn your MOKCAO SoundBoom off and back on.

### IPX4 Waterproof



Gentle Water Spray or Splash is okay



It cannot be submerged into water partially or fully and after you pick up, you can continue to listen your music.

**Note:** Please remember to close the AUX port cover before you use the speaker in the water. The cover need to be closed to keep speaker waterproof, otherwise will cause the speaker damaged.

### Troubleshooting & Customer Support

For assistance with the questions or any issue with your MOKCAO SoundBoom that is not answered in the troubleshooting tips below, please contact us by visiting: [www.imokcao.com](http://www.imokcao.com) or sending email to our customer service (Support@imokcao.com)

#### Cannot turn on

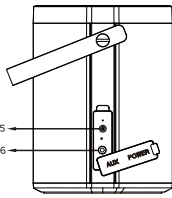
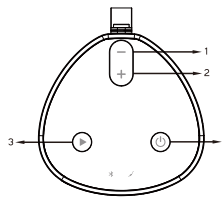
- . The battery may have become fully drained. Charge the MOKCAO SoundBoom use wall charger from a Smartphone/iPhone, then press the power button to turn the speaker on. Then continue charging the battery. And reset the MOKCAO SOUNDBOOM.

#### Can not pair or connect to Bluetooth

- . Check the Bluetooth led light (Blue) to make sure it is quick flashing. If it is keeping blue light the MOKCAO SoundBoom is already connected to another source device.

### Buttons and Connectors

1. Volume down
2. Volume up
3. Play
4. Power Button
5. Adapter Charing Port
6. Aux in Port



### Specifications:

Model : MOKCAO SoundBoom	Audio output : 30W
Size : 4.88 * 4.9 * 6.69 inch	Range : 10m / 33ft
Weight : 2.65 lb	Input : 14.5V/3A
Bluetooth version : V4.0 +EDR	THD : 1% Volume max
Waterproof Rating : IPX4	Charging time : 3 hours
Battery capacity : 2500 mAh lithium battey	Play time : 5 hours ( 50% volume )

### Charging the Battery

#### DC adaptor

Charging battery with DC power supply. Plug DC adaptor to power seat, LED at back strip turns to red, when battery fully charged, LED turn off.

#### Battery

When battery low, the sound message release "battery low", need to recharge. Plug in DC adaptor, LED at back strip turns to red while charging, turns off when battery fully charged.

#### Low Charge Remaining Indicator

- . When the battery running low the charging led light(Red)will begin until the speaker is fully charged turned off.
- . The volume will decrease to preserve the remaining battery charge.

#### Fully Charged Indicator

- . Solid red light indicates that speaker is charging, once the speaker is fully charged the red led light will turn off.

**Note:** Please remember to close the AUX port cover when not charging. The cover need to be closed to keep speaker waterproof. The power light will begin flashing and will announce "Ready to pair"

#### Playing while Charging

You can play the MOKCAO SoundBoom while it is charging.

#### Power Saving Feature

- . The speaker will turn off automatically after 15 minutes if it's not working and is not connected to Bluetooth.

### Turn On and Turn Off

Turn on: Press and hold the power button to turn the speaker on/off. Blue led light indicates that the speaker is on and with voice prompts "Ready Bluetooth Mode". And speaker connect with Bluetooth successfully and with voice prompts "Pairing Successful".

- . Bluetooth indicator light fast flashing Blue: Indicators speaker is in pairing mode.
- . Bluetooth indicator light is Blue: Indicators speaker is connected to a source device and ready to play.

### Pairing & Connecting

#### A: Bluetooth Mode

- . Make sure your MOKCAO SoundBoom battery is full charge.
- . Your source device needs to be within 33 unobstructed feet the MOKCAO SoundBoom.
- . If the blue led light is fast flashing the MOKCAO SoundBoom is ready to pair and connect, also with the voice prompts "Ready Bluetooth Mode".
- . If the blue light is not flashing and voice prompts "Pairing Successful" the MOKCAO SoundBoom has automatically reconnected to the last source device the speaker was connected to and is ready to play.

**Note:** MOKCAO SoundBoom will automatically try to connect to the last source device it was connected to each time it is turned on and that source device is within range. And the speaker remembers the most recent eight devices you used.

MOKCAO SoundBoom can be connected to one device at a time. To pair or connect to different source device, you need to disconnect the currently paired device. To disconnect it, press and hold the Volume up and Volume down button at the same time. The blue light will begin flashing and will announce "Bluetooth Discovering".

#### B: Audio Cable Mode

You can playing your Apple Mac, Laptop and non-Bluetooth devices with the 3.5mm audio cable. Like some older Windows computers and operating systems may have difficulty pairing and connect over Bluetooth. If this occurs it is recommended to connect using 3.5mm audio cable.

**Note:** The Bluetooth on the MOKCAO SoundBoom is disabled when the 3.5mm audio cable is connected to the speaker. Press the power button to switch to AUX mode when the speaker is open. Bluetooth will automatically disconnect.

**Note:** Please remember to close the AUX port cover when not using 3.5mm audio cable. The cover need to be closed to keep speaker waterproof.

#### FCC Caution.

This device complies with part 15 of the FCC Rules. Operation is subject to the following two conditions:

- (1) This device may not cause harmful interference, and
- (2) this device must accept any interference received, including interference that may cause undesired operation.

Any Changes or modifications not expressly approved by the party responsible for compliance could void the user's authority to operate the equipment.

Note: This equipment has been tested and found to comply with the limits for a Class B digital device, pursuant to part 15 of the FCC Rules. These limits are designed to provide reasonable protection against harmful interference in a residential installation. This equipment generates uses and can radiate radio frequency energy and, if not installed and used in accordance with the instructions, may cause harmful interference to radio communications. However, there is no guarantee that interference will not occur in a particular installation. If this equipment does cause harmful interference to radio or television reception, which can be determined by turning the equipment off and on, the user is encouraged to try to correct the interference by one or more of the following measures:

- Reorient or relocate the receiving antenna.
- Increase the separation between the equipment and receiver.
- Connect the equipment into an outlet on a circuit different from that to which the receiver is connected.
- Consult the dealer or an experienced radio/TV technician for help.

The device has been evaluated to meet general RF exposure requirement. The device can be used in portable exposure condition without restriction.