

SAR SYSTEM VALIDATION DATA**DUT: Dipole 835 MHz; Type: D835V2; S/N: 454**

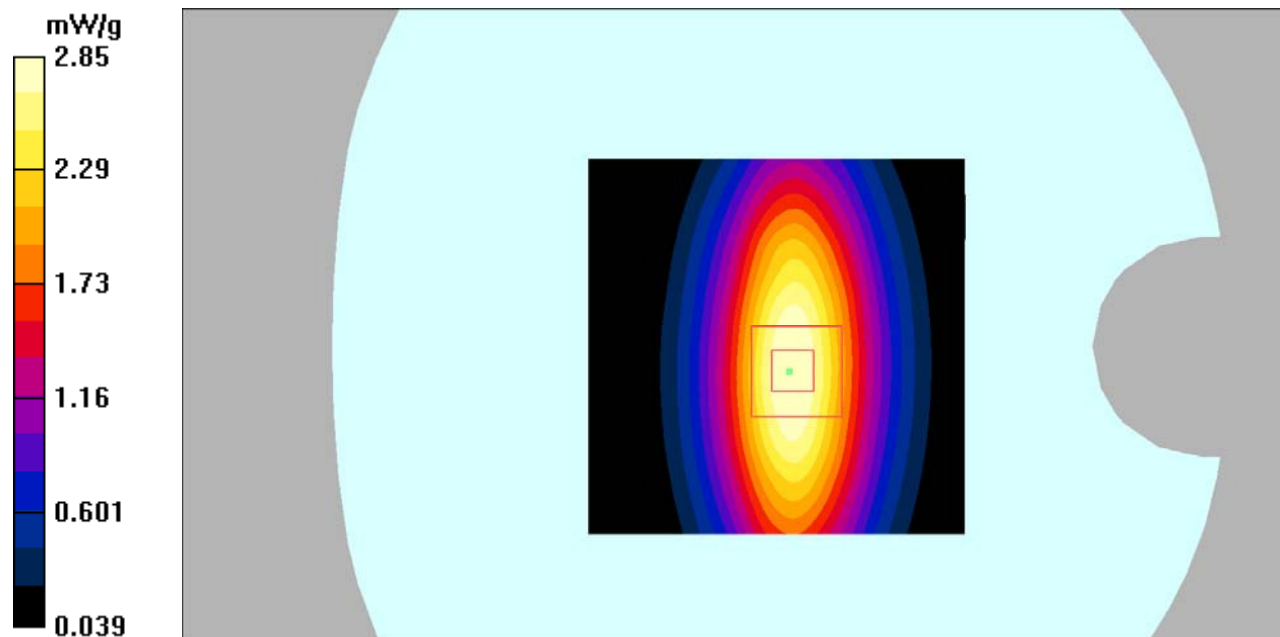
Communication System: CW; Frequency: 835 MHz; Duty Cycle: 1:1

Medium parameters used: $f = 835$ MHz; $\sigma = 0.91$ S/m; $\epsilon_r = 41.35$; $\rho = 1000$ kg/m³

Phantom section: Flat Section

DASY4 Configuration:

- Probe: ET3DV6 - SN1664; ConvF(6.33, 6.33, 6.33); Calibrated: 2016-11-17
- Sensor-Surface: 4mm (Mechanical Surface Detection)
- Electronics: DAE4 Sn527; Calibrated: 2016-10-19
- Phantom: TWIN SAM; Type: QD000P40CC; Serial: TP:1368
- Measurement SW: DASY4, V4.5 Build 19; Postprocessing SW: SEMCAD, V1.8 Build 145

835 Head system check /Area Scan (61x61x1): Measurement grid: dx=15mm, dy=15mm
Maximum value of SAR (interpolated) = 2.99 mW/g**835 Head system check /Zoom Scan (5x5x7)/Cube 0:** Measurement grid: dx=8mm, dy=8mm, dz=5mm
Reference Value = 56.8 V/m; Power Drift = -0.053 dB
Peak SAR (extrapolated) = 3.79 W/kg
SAR(1 g) = 2.32 mW/g; SAR(10 g) = 1.46 mW/g
Maximum value of SAR (measured) = 2.85 mW/g

DUT: Dipole 835 MHz; Type: D835V2; S/N: 454

Communication System: CW; Frequency: 835 MHz; Duty Cycle: 1:1

Medium parameters used: $f = 835$ MHz; $\sigma = 0.98$ S/m; $\epsilon_r = 54.65$; $\rho = 1000$ kg/m³

Phantom section: Flat Section

DASY4 Configuration:

- Probe: ET3DV6 - SN1664; ConvF(6.41, 6.41, 6.41); Calibrated: 2016-11-17

- Sensor-Surface: 4mm (Mechanical Surface Detection)

- Electronics: DAE4 Sn527; Calibrated: 2016-10-19

- Phantom: TWIN SAM; Type: QD000P40CC; Serial: TP:1368

- Measurement SW: DASY4, V4.5 Build 19; Postprocessing SW: SEMCAD, V1.8 Build 145

835 Body system check /Area Scan (61x61x1): Measurement grid: dx=15mm, dy=15mm

Maximum value of SAR (interpolated) = 2.92 mW/g

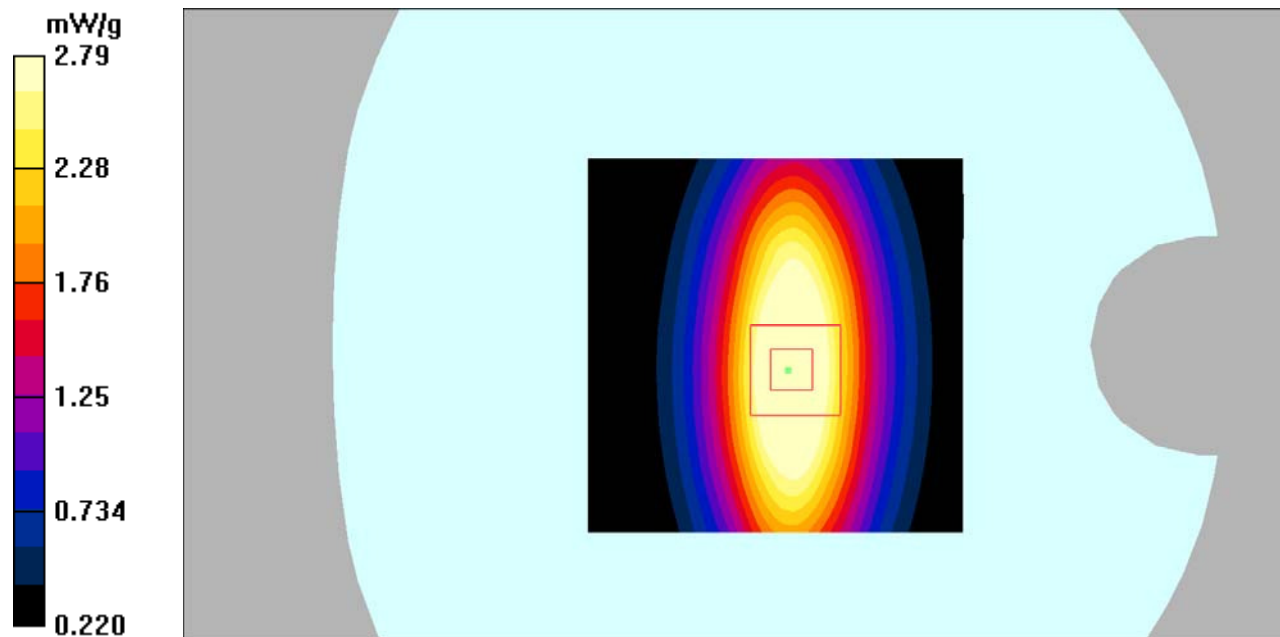
835 Body system check /Zoom Scan (5x5x7)/Cube 0: Measurement grid: dx=8mm, dy=8mm, dz=5mm

Reference Value = 55.7 V/m; Power Drift = -0.073 dB

Peak SAR (extrapolated) = 3.68 W/kg

SAR(1 g) = 2.36 mW/g; SAR(10 g) = 1.47 mW/g

Maximum value of SAR (measured) = 2.79 mW/g



DUT: Dipole 1900 MHz; Type: D1900V2; S/N: 5d207

Communication System: CW; Frequency: 1900 MHz; Duty Cycle: 1:1

Medium parameters used: $f = 1900$ MHz; $\sigma = 1.38$ S/m; $\epsilon_r = 40.59$; $\rho = 1000$ kg/m³


Phantom section: Flat Section

DASY4 Configuration:

- Probe: ET3DV6 - SN1664; ConvF(4.92, 4.92, 4.92); Calibrated: 2016-11-17
- Sensor-Surface: 4mm (Mechanical Surface Detection)
- Electronics: DAE4 Sn527; Calibrated: 2016-10-19
- Phantom: TWIN SAM; Type: QD000P40CC; Serial: TP:1368
- Measurement SW: DASY4, V4.5 Build 19; Postprocessing SW: SEMCAD, V1.8 Build 145

1900 head system check/Area Scan (61x61x1): Measurement grid: dx=15mm, dy=15mm
Maximum value of SAR (interpolated) = 13.5 mW/g

1900 head system check/Zoom Scan (5x5x7)/Cube 0: Measurement grid: dx=8mm, dy=8mm, dz=5mm
Reference Value = 98.2 V/m; Power Drift = -0.037 dB
Peak SAR (extrapolated) = 17.6 W/kg
SAR(1 g) = 10.5 mW/g; SAR(10 g) = 5.65 mW/g
Maximum value of SAR (measured) = 11.9 mW/g



DUT: Dipole 1900 MHz; Type: D1900V2; S/N: 5d207

Communication System: CW; Frequency: 1900 MHz; Duty Cycle: 1:1

Medium parameters used: $f = 1900$ MHz; $\sigma = 1.52$ S/m; $\epsilon_r = 52.32$; $\rho = 1000$ kg/m³


Phantom section: Flat Section

DASY4 Configuration:

- Probe: ET3DV6 - SN1664; ConvF(4.32, 4.32, 4.32); Calibrated: 2016-11-17
- Sensor-Surface: 4mm (Mechanical Surface Detection)
- Electronics: DAE4 Sn527; Calibrated: 2016-10-19
- Phantom: TWIN SAM; Type: QD000P40CC; Serial: TP:1368
- Measurement SW: DASY4, V4.5 Build 19; Postprocessing SW: SEMCAD, V1.8 Build 145

1900 Body system check/Area Scan (61x61x1): Measurement grid: dx=15mm, dy=15mm
Maximum value of SAR (interpolated) = 16.2 mW/g

1900 Body system check/Zoom Scan (5x5x7)/Cube 0: Measurement grid: dx=8mm, dy=8mm, dz=5mm
Reference Value = 103.9 V/m; Power Drift = -0.059 dB
Peak SAR (extrapolated) = 17.3 W/kg
SAR(1 g) = 10.4 mW/g; SAR(10 g) = 5.82 mW/g
Maximum value of SAR (measured) = 11.5 mW/g



SAR plots:**DUT: Mobile phone; Type: X7;**

Communication System: GSM bands; Frequency: 836.6 MHz; Duty Cycle: 1:8

Medium parameters used: $f = 836.6$ MHz; $\sigma = 0.88$ mho/m; $\epsilon_r = 41.63$; $\rho = 1000$ kg/m³

Phantom section: Left Section

DASY4 Configuration:

- Probe: ET3DV6 - SN1664; ConvF(6.33, 6.33, 6.33); Calibrated: 11/17/2016
- Sensor-Surface: 4mm (Mechanical Surface Detection)
- Electronics: DAE4 Sn527; Calibrated: 10/19/2016
- Phantom: TWIN SAM; Type: QD000P40CC; Serial: TP:1368
- Postprocessing SW: SEMCAD, V1.8 Build 145

GSM835-head-left-cheek-mid /Area Scan (71x111x1): Measurement grid: dx=15mm, dy=15mm

Maximum value of SAR (interpolated) = 0.114 mW/g


GSM835-head-left-cheek-mid /Zoom Scan (5x5x7)/Cube 0: Measurement grid: dx=8mm, dy=8mm, dz=5mm

Reference Value = 11.5 V/m; Power Drift = 0.029 dB

Peak SAR (extrapolated) = 0.130 W/kg

SAR(1 g) = 0.102 mW/g; SAR(10 g) = 0.076 mW/g

Maximum value of SAR (measured) = 0.108 mW/g



0 dB = 0.108mW/g

DUT: Mobile phone; Type: X7;

Communication System: GSM bands; Frequency: 836.6 MHz; Duty Cycle: 1:8

Medium parameters used: $f = 836.6$ MHz; $\sigma = 0.88$ mho/m; $\epsilon_r = 41.63$; $\rho = 1000$ kg/m³

Phantom section: Left Section

DASY4 Configuration:

- Probe: ET3DV6 - SN1664; ConvF(6.33, 6.33, 6.33); Calibrated: 11/17/2016
- Sensor-Surface: 4mm (Mechanical Surface Detection)
- Electronics: DAE4 Sn527; Calibrated: 10/19/2016
- Phantom: TWIN SAM; Type: QD000P40CC; Serial: TP:1368
- Postprocessing SW: SEMCAD, V1.8 Build 145

GSM835-head-left-tilt-mid/Area Scan (71x111x1): Measurement grid: dx=15mm, dy=15mm

Maximum value of SAR (interpolated) = 0.048 mW/g


GSM835-head-left-tilt-mid/Zoom Scan (5x5x7)/Cube 0: Measurement grid: dx=8mm, dy=8mm, dz=5mm

Reference Value = 7.27 V/m; Power Drift = -0.019 dB

Peak SAR (extrapolated) = 0.055 W/kg

SAR(1 g) = 0.043 mW/g; SAR(10 g) = 0.034 mW/g

Maximum value of SAR (measured) = 0.048 mW/g



0 dB = 0.048mW/g

DUT: Mobile phone; Type: X7;

Communication System: GSM bands; Frequency: 836.6 MHz; Duty Cycle: 1:8

Medium parameters used: $f = 836.6$ MHz; $\sigma = 0.88$ mho/m; $\epsilon_r = 41.63$; $\rho = 1000$ kg/m³

Phantom section: Right Section

DASY4 Configuration:

- Probe: ET3DV6 - SN1664; ConvF(6.33, 6.33, 6.33); Calibrated: 11/17/2016
- Sensor-Surface: 4mm (Mechanical Surface Detection)
- Electronics: DAE4 Sn527; Calibrated: 10/19/2016
- Phantom: TWIN SAM; Type: QD000P40CC; Serial: TP:1368
- Postprocessing SW: SEMCAD, V1.8 Build 145

GSM835-head-right-cheek-mid/Area Scan (71x111x1): Measurement grid: dx=15mm, dy=15mm

Maximum value of SAR (interpolated) = 0.074 mW/g


GSM835-head-right-cheek-mid/Zoom Scan (5x5x7)/Cube 0: Measurement grid: dx=8mm, dy=8mm, dz=5mm

Reference Value = 9.34 V/m; Power Drift = 0.054 dB

Peak SAR (extrapolated) = 0.102 W/kg

SAR(1 g) = 0.070 mW/g; SAR(10 g) = 0.055 mW/g

Maximum value of SAR (measured) = 0.077 mW/g



0 dB = 0.077mW/g

DUT: Mobile phone; Type: X7;

Communication System: GSM bands; Frequency: 836.6 MHz; Duty Cycle: 1:8

Medium parameters used: $f = 836.6$ MHz; $\sigma = 0.88$ mho/m; $\epsilon_r = 41.63$; $\rho = 1000$ kg/m³

Phantom section: Right Section

DASY4 Configuration:

- Probe: ET3DV6 - SN1664; ConvF(6.33, 6.33, 6.33); Calibrated: 11/17/2016
- Sensor-Surface: 4mm (Mechanical Surface Detection)
- Electronics: DAE4 Sn527; Calibrated: 10/19/2016
- Phantom: TWIN SAM; Type: QD000P40CC; Serial: TP:1368
- Postprocessing SW: SEMCAD, V1.8 Build 145

GSM835-head-right-tilt-mid/Area Scan (71x111x1): Measurement grid: dx=15mm, dy=15mm

Maximum value of SAR (interpolated) = 0.053 mW/g


GSM835-head-right-tilt-mid/Zoom Scan (5x5x7)/Cube 0: Measurement grid: dx=8mm, dy=8mm, dz=5mm

Reference Value = 7.09 V/m; Power Drift = 0.048 dB

Peak SAR (extrapolated) = 0.087 W/kg

SAR(1 g) = 0.038 mW/g; SAR(10 g) = 0.020 mW/g

Maximum value of SAR (measured) = 0.048 mW/g



0 dB = 0.048mW/g

DUT: Mobile phone; Type: X7;

Communication System: GSM bands; Frequency: 836.6 MHz; Duty Cycle: 1:8

Medium parameters used: $f = 836.6$ MHz; $\sigma = 0.98$ mho/m; $\epsilon_r = 54.32$; $\rho = 1000$ kg/m³

Phantom section: Flat Section

DASY4 Configuration:

- Probe: ET3DV6 - SN1664; ConvF(6.41, 6.41, 6.41); Calibrated: 11/17/2016
- Sensor-Surface: 4mm (Mechanical Surface Detection)
- Electronics: DAE4 Sn527; Calibrated: 10/19/2016
- Phantom: TWIN SAM; Type: QD000P40CC; Serial: TP:1368
- Postprocessing SW: SEMCAD, V1.8 Build 145

GSM850-body-worn-back-mid/Area Scan (91x111x1): Measurement grid: dx=15mm, dy=15mm

Maximum value of SAR (interpolated) = 0.239 mW/g

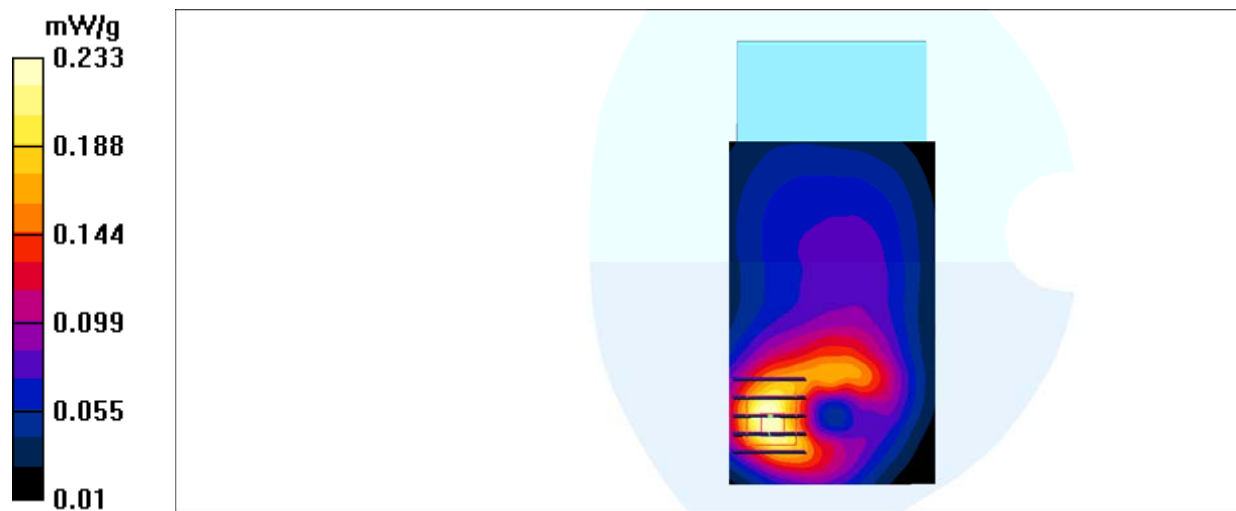
GSM850-body-worn-back-mid/Zoom Scan (5x5x7)/Cube 0: Measurement grid: dx=8mm, dy=8mm, dz=5mm

Reference Value = 11.7 V/m; Power Drift = 0.133 dB

Peak SAR (extrapolated) = 0.369 W/kg

SAR(1 g) = 0.217 mW/g; SAR(10 g) = 0.130 mW/g

Maximum value of SAR (measured) = 0.233 mW/g



DUT: Mobile phone; Type: X7;

Communication System: GPRS bands-2slots; Frequency: 836.6 MHz; Duty Cycle: 1:4
Medium parameters used: $f = 836.6$ MHz; $\sigma = 0.98$ mho/m; $\epsilon_r = 54.32$; $\rho = 1000$ kg/m³

Phantom section: Flat Section

DASY4 Configuration:

- Probe: ET3DV6 - SN1664; ConvF(6.41, 6.41, 6.41); Calibrated: 11/17/2016
- Sensor-Surface: 4mm (Mechanical Surface Detection)
- Electronics: DAE4 Sn527; Calibrated: 10/19/2016
- Phantom: TWIN SAM; Type: QD000P40CC; Serial: TP:1368
- Postprocessing SW: SEMCAD, V1.8 Build 145

GSM850-hotspot-back-mid/Area Scan (91x111x1): Measurement grid: dx=15mm, dy=15mm
Maximum value of SAR (interpolated) = 0.501 mW/g

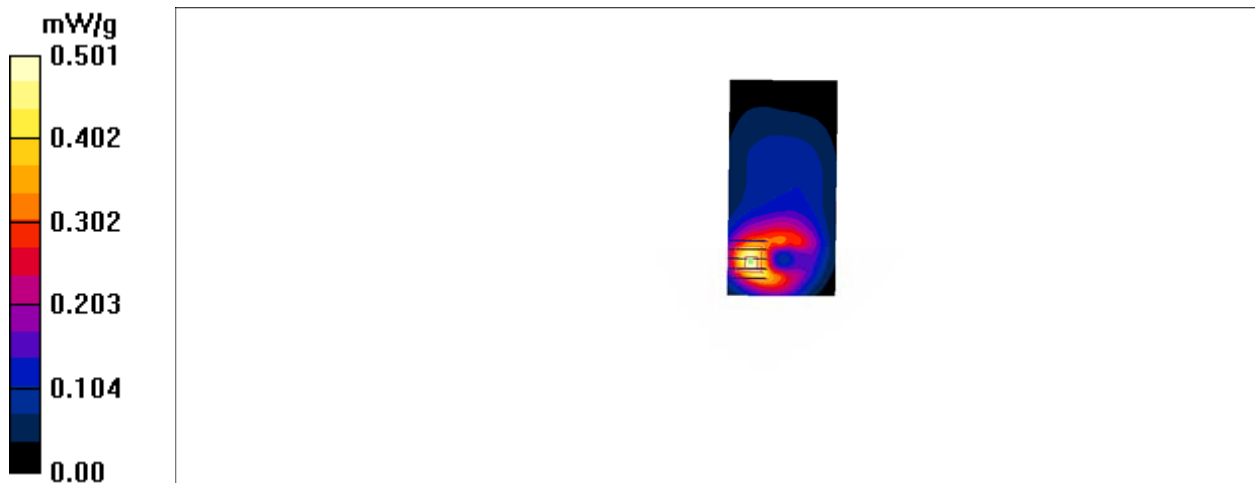
GSM850-hotspot-back -mid/Zoom Scan (5x5x7)/Cube 0: Measurement grid: dx=8mm, dy=8mm,
dz=5mm

Reference Value = 18.1 V/m; Power Drift = -0.103 dB

Peak SAR (extrapolated) = 0.791 W/kg

SAR(1 g) = 0.464 mW/g; SAR(10 g) = 0.273 mW/g

Maximum value of SAR (measured) = 0.497 mW/g



DUT: Mobile phone; Type: X7;

Communication System: GPRS bands-2slots; Frequency: 836.6 MHz;Duty Cycle: 1:4

Medium parameters used: $f = 836.6$ MHz; $\sigma = 0.98$ mho/m; $\epsilon_r = 54.32$; $\rho = 1000$ kg/m³

Phantom section: Flat Section

DASY4 Configuration:

- Probe: ET3DV6 - SN1664; ConvF(6.41, 6.41, 6.41); Calibrated: 11/17/2016

- Sensor-Surface: 4mm (Mechanical Surface Detection)

- Electronics: DAE4 Sn527; Calibrated: 10/19/2016

- Phantom: TWIN SAM; Type: QD000P40CC; Serial: TP:1368

- Postprocessing SW: SEMCAD, V1.8 Build 145

GSM850-hotspot-Right-mid/Area Scan (41x101x1): Measurement grid: dx=15mm, dy=15mm

Maximum value of SAR (interpolated) = 0.057 mW/g

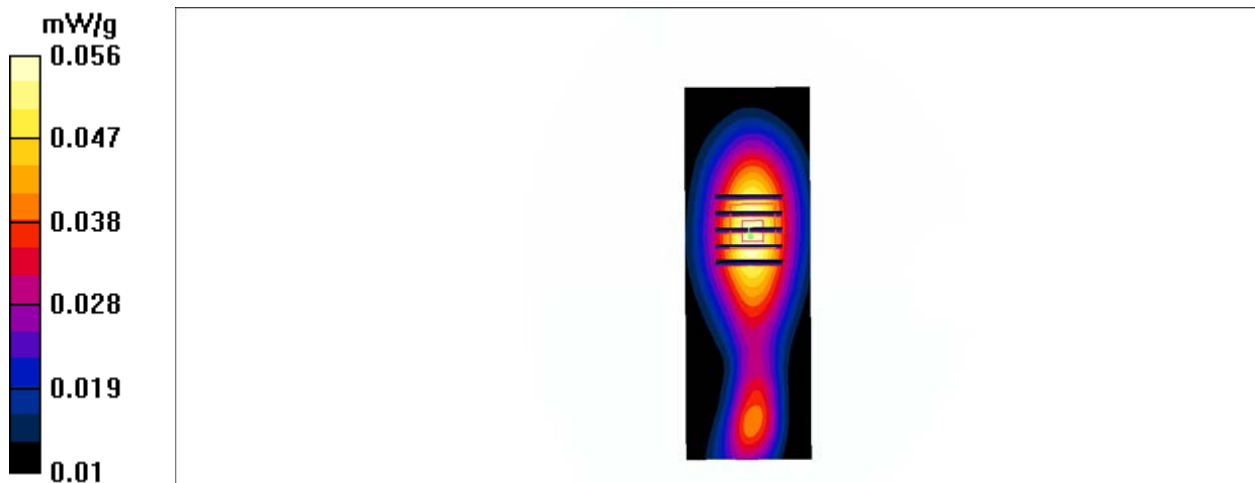
GSM850-hotspot-Right-mid/Zoom Scan (5x5x7)/Cube 0: Measurement grid: dx=8mm, dy=8mm, dz=5mm

Reference Value = 7.82 V/m; Power Drift = 0.101 dB

Peak SAR (extrapolated) = 0.074 W/kg

SAR(1 g) = 0.052 mW/g; SAR(10 g) = 0.036 mW/g

Maximum value of SAR (measured) = 0.056 mW/g



DUT: Mobile phone; Type: X7;

Communication System: GPRS bands-2slots; Frequency: 836.6 MHz; Duty Cycle: 1:4

Medium parameters used: $f = 836.6$ MHz; $\sigma = 0.98$ mho/m; $\epsilon_r = 54.32$; $\rho = 1000$ kg/m³

Phantom section: Flat Section

DASY4 Configuration:

- Probe: ET3DV6 - SN1664; ConvF(6.41, 6.41, 6.41); Calibrated: 11/17/2016

- Sensor-Surface: 4mm (Mechanical Surface Detection)

- Electronics: DAE4 Sn527; Calibrated: 10/19/2016

- Phantom: TWIN SAM; Type: QD000P40CC; Serial: TP:1368

- Postprocessing SW: SEMCAD, V1.8 Build 145

GSM850-hotspot-bottom-mid/Area Scan (81x101x1): Measurement grid: dx=15mm, dy=15mm

Maximum value of SAR (interpolated) = 0.681 mW/g

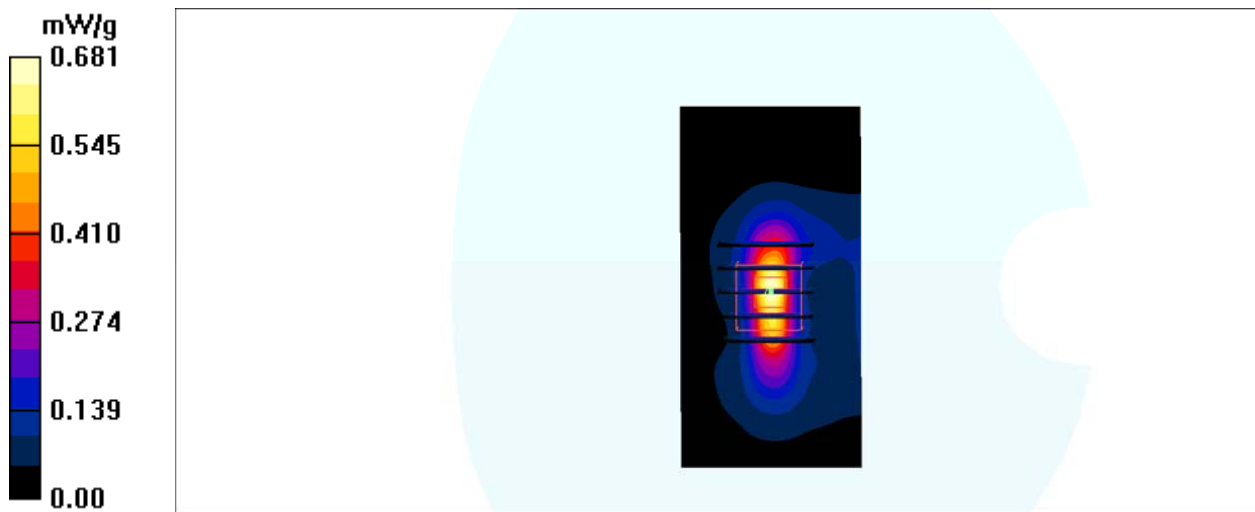
GSM850-hotspot-bottom-mid/Zoom Scan (5x5x7)/Cube 0: Measurement grid: dx=8mm, dy=8mm, dz=5mm

Reference Value = 26.0 V/m; Power Drift = -0.020 dB

Peak SAR (extrapolated) = 1.33 W/kg

SAR(1 g) = 0.574 mW/g; SAR(10 g) = 0.265 mW/g

Maximum value of SAR (measured) = 0.656 mW/g



DUT: Mobile phone; Type: X7;

Communication System: GSM bands; Frequency: 1880 MHz; Duty Cycle: 1:8

Medium parameters used: $f = 1880$ MHz; $\sigma = 1.42$ mho/m; $\epsilon_r = 39.53$; $\rho = 1000$ kg/m³

Phantom section: Left Section

DASY4 Configuration:

- Probe: ET3DV6 - SN1664; ConvF(4.92, 4.92, 4.92); Calibrated: 11/17/2016
- Sensor-Surface: 4mm (Mechanical Surface Detection)
- Electronics: DAE4 Sn527; Calibrated: 10/19/2016
- Phantom: TWIN SAM; Type: QD000P40CC; Serial: TP:1368
- Postprocessing SW: SEMCAD, V1.8 Build 145

PCS1900-head-left-cheek-mid/Area Scan (71x111x1): Measurement grid: dx=15mm, dy=15mm

Maximum value of SAR (interpolated) = 0.054 mW/g

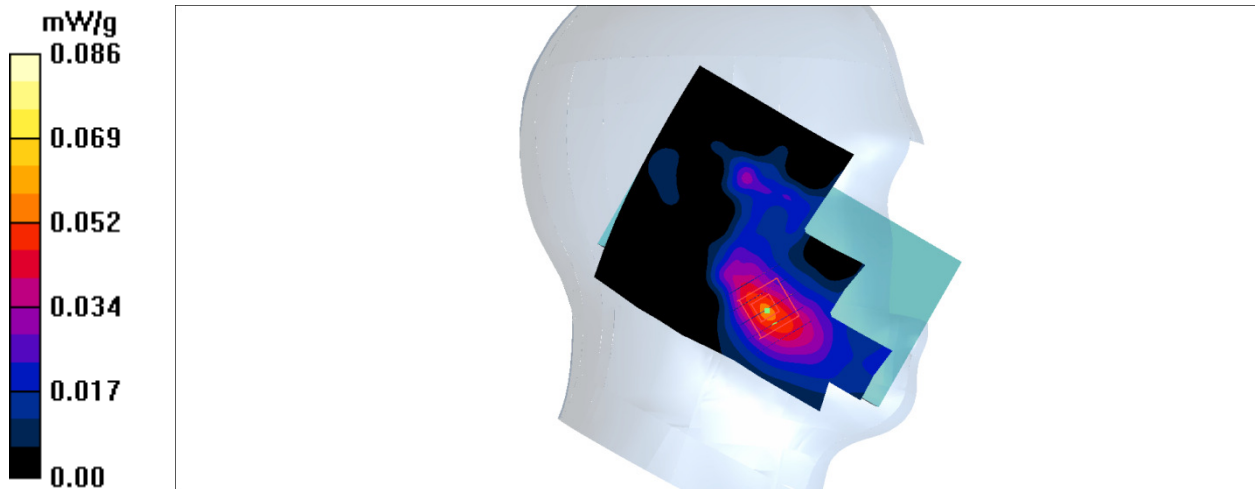
PCS1900-head-left-cheek-mid/Zoom Scan (5x5x7)/Cube 0: Measurement grid: dx=8mm, dy=8mm, dz=5mm

Reference Value = 2.55 V/m; Power Drift = 0.098 dB

Peak SAR (extrapolated) = 0.131 W/kg

SAR(1 g) = 0.055 mW/g; SAR(10 g) = 0.033 mW/g

Maximum value of SAR (measured) = 0.086 mW/g



DUT: Mobile phone; Type: X7;

Communication System: GSM bands; Frequency: 1880 MHz; Duty Cycle: 1:8

Medium parameters used: $f = 1880$ MHz; $\sigma = 1.42$ mho/m; $\epsilon_r = 39.53$; $\rho = 1000$ kg/m³

Phantom section: Left Section

DASY4 Configuration:

- Probe: ET3DV6 - SN1664; ConvF(4.92, 4.92, 4.92); Calibrated: 11/17/2016
- Sensor-Surface: 4mm (Mechanical Surface Detection)
- Electronics: DAE4 Sn527; Calibrated: 10/19/2016
- Phantom: TWIN SAM; Type: QD000P40CC; Serial: TP:1368
- Postprocessing SW: SEMCAD, V1.8 Build 145

PCS1900-head-left-tilt-mid/Area Scan (71x111x1): Measurement grid: dx=15mm, dy=15mm

Maximum value of SAR (interpolated) = 0.034 mW/g


PCS1900-head-left-tilt-mid/Zoom Scan (5x5x7)/Cube 0: Measurement grid: dx=8mm, dy=8mm, dz=5mm

Reference Value = 3.90 V/m; Power Drift = 0.108 dB

Peak SAR (extrapolated) = 0.044 W/kg

SAR(1 g) = 0.019 mW/g; SAR(10 g) = 0.00941 mW/g

Maximum value of SAR (measured) = 0.020 mW/g



DUT: Mobile phone; Type: X7;

Communication System: GSM bands; Frequency: 1880 MHz; Duty Cycle: 1:8

Medium parameters used: $f = 1880$ MHz; $\sigma = 1.42$ mho/m; $\epsilon_r = 39.53$; $\rho = 1000$ kg/m³

Phantom section: Right Section

DASY4 Configuration:

- Probe: ET3DV6 - SN1664; ConvF(4.92, 4.92, 4.92); Calibrated: 11/17/2016
- Sensor-Surface: 4mm (Mechanical Surface Detection)
- Electronics: DAE4 Sn527; Calibrated: 10/19/2016
- Phantom: TWIN SAM; Type: QD000P40CC; Serial: TP:1368
- Postprocessing SW: SEMCAD, V1.8 Build 145

PCS1900-head-right-cheek-mid/Area Scan (71x111x1): Measurement grid: dx=15mm, dy=15mm

Maximum value of SAR (interpolated) = 0.029 mW/g


PCS1900-head-right-cheek-mid/Zoom Scan (5x5x7)/Cube 0: Measurement grid: dx=8mm, dy=8mm, dz=5mm

Reference Value = 1.40 V/m; Power Drift = 0.059 dB

Peak SAR (extrapolated) = 0.048 W/kg

SAR(1 g) = 0.024 mW/g; SAR(10 g) = 0.012 mW/g

Maximum value of SAR (measured) = 0.025 mW/g



DUT: Mobile phone; Type: X7;

Communication System: GSM bands; Frequency: 1880 MHz; Duty Cycle: 1:8

Medium parameters used: $f = 1880$ MHz; $\sigma = 1.42$ mho/m; $\epsilon_r = 39.53$; $\rho = 1000$ kg/m³

Phantom section: Right Section

DASY4 Configuration:

- Probe: ET3DV6 - SN1664; ConvF(4.92, 4.92, 4.92); Calibrated: 11/17/2016
- Sensor-Surface: 4mm (Mechanical Surface Detection)
- Electronics: DAE4 Sn527; Calibrated: 10/19/2016
- Phantom: TWIN SAM; Type: QD000P40CC; Serial: TP:1368
- Postprocessing SW: SEMCAD, V1.8 Build 145

PCS1900-head-right-tilt-mid/Area Scan (71x111x1): Measurement grid: dx=15mm, dy=15mm

Maximum value of SAR (interpolated) = 0.018 mW/g


PCS1900-head-right-tilt-mid/Zoom Scan (5x5x7)/Cube 0: Measurement grid: dx=8mm, dy=8mm, dz=5mm

Reference Value = 2.27 V/m; Power Drift = 0.119 dB

Peak SAR (extrapolated) = 0.018 W/kg

SAR(1 g) = 0.000555 mW/g; SAR(10 g) = 0.000148 mW/g

Maximum value of SAR (measured) = 0.017 mW/g



DUT: Mobile phone; Type: X7;

Communication System: GSM bands; Frequency: 1880 MHz; Duty Cycle: 1:8

Medium parameters used: $f = 1880$ MHz; $\sigma = 1.51$ mho/m; $\epsilon_r = 51.48$; $\rho = 1000$ kg/m³

Phantom section: Flat Section

DASY4 Configuration:

- Probe: ET3DV6 - SN1664; ConvF(4.32, 4.32, 4.32); Calibrated: 11/17/2016
- Sensor-Surface: 4mm (Mechanical Surface Detection)
- Electronics: DAE4 Sn527; Calibrated: 10/19/2016
- Phantom: TWIN SAM; Type: QD000P40CC; Serial: TP:1368
- Postprocessing SW: SEMCAD, V1.8 Build 145

PCS1900-Body-worn-back-mid/Area Scan (91x101x1): Measurement grid: dx=15mm, dy=15mm

Maximum value of SAR (interpolated) = 0.290 mW/g

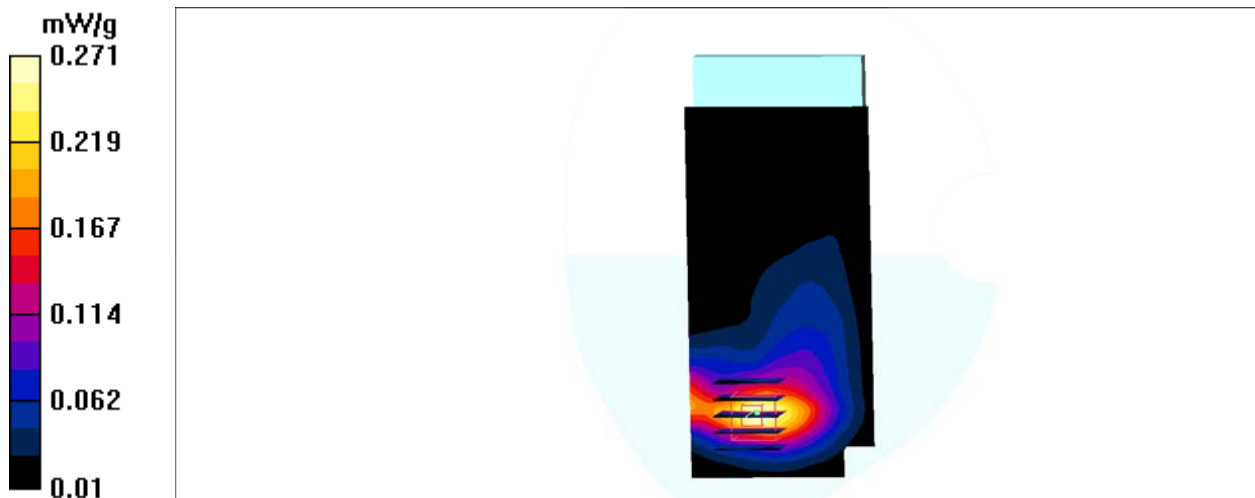
PCS1900-Body-worn-back-mid/Zoom Scan (5x5x7)/Cube 0: Measurement grid: dx=8mm, dy=8mm, dz=5mm

Reference Value = 13.6 V/m; Power Drift = 0.104 dB

Peak SAR (extrapolated) = 0.381 W/kg

SAR(1 g) = 0.252 mW/g; SAR(10 g) = 0.153 mW/g

Maximum value of SAR (measured) = 0.271 mW/g



DUT: Mobile phone; Type: X7;

Communication System: GPRS bands-3slots; Frequency: 1880 MHz; Duty Cycle: 1:2.67

Medium parameters used: $f = 1880$ MHz; $\sigma = 1.51$ mho/m; $\epsilon_r = 51.48$; $\rho = 1000$ kg/m³

Phantom section: Flat Section

DASY4 Configuration:

- Probe: ET3DV6 - SN1664; ConvF(4.32, 4.32, 4.32); Calibrated: 11/17/2016
- Sensor-Surface: 4mm (Mechanical Surface Detection)
- Electronics: DAE4 Sn527; Calibrated: 10/19/2016
- Phantom: TWIN SAM; Type: QD000P40CC; Serial: TP:1368
- Postprocessing SW: SEMCAD, V1.8 Build 145

PCS1900-hotspot-back-mid/Area Scan (61x111x1): Measurement grid: dx=15mm, dy=15mm

Maximum value of SAR (interpolated) = 0.454 mW/g

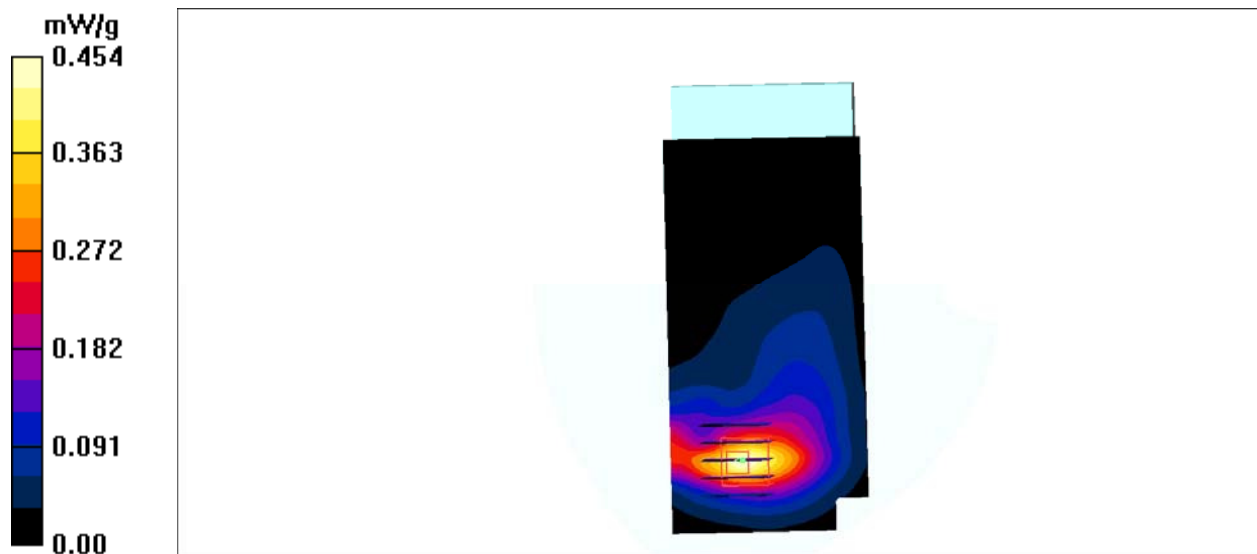
PCS1900-hotspot-back-mid/Zoom Scan (5x5x7)/Cube 0: Measurement grid: dx=8mm, dy=8mm, dz=5mm

Reference Value = 18.5 V/m; Power Drift = -0.118 dB

Peak SAR (extrapolated) = 0.618 W/kg

SAR(1 g) = 0.404 mW/g; SAR(10 g) = 0.239 mW/g

Maximum value of SAR (measured) = 0.445 mW/g



DUT: Mobile phone; Type: X7;

Communication System: GPRS bands-3slots; Frequency: 1880 MHz; Duty Cycle: 1:2.67

Medium parameters used: $f = 1880$ MHz; $\sigma = 1.51$ mho/m; $\epsilon_r = 51.48$; $\rho = 1000$ kg/m³

Phantom section: Flat Section

DASY4 Configuration:

- Probe: ET3DV6 - SN1664; ConvF(4.32, 4.32, 4.32); Calibrated: 11/17/2016
- Sensor-Surface: 4mm (Mechanical Surface Detection)
- Electronics: DAE4 Sn527; Calibrated: 10/19/2016
- Phantom: TWIN SAM; Type: QD000P40CC; Serial: TP:1368
- Postprocessing SW: SEMCAD, V1.8 Build 145

PCS1900-hotspot-Right-mid/Area Scan (41x111x1): Measurement grid: dx=15mm, dy=15mm

Maximum value of SAR (interpolated) = 0.053 mW/g

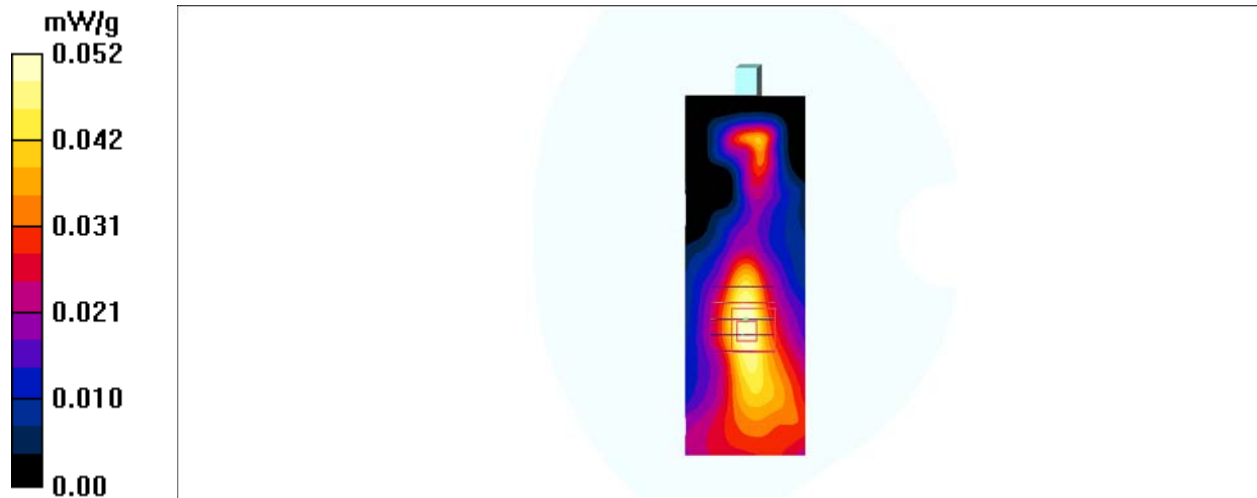
PCS1900-hotspot-Right-mid/Zoom Scan (5x5x7)/Cube 0: Measurement grid: dx=8mm, dy=8mm, dz=5mm

Reference Value = 6.12 V/m; Power Drift = -0.083 dB

Peak SAR (extrapolated) = 0.070 W/kg

SAR(1 g) = 0.048 mW/g; SAR(10 g) = 0.030 mW/g

Maximum value of SAR (measured) = 0.052 mW/g



DUT: Mobile phone; Type: X7;

Communication System: GPRS bands-3slots; Frequency: 1880 MHz; Duty Cycle: 1:2.67

Medium parameters used: $f = 1880$ MHz; $\sigma = 1.51$ mho/m; $\epsilon_r = 51.48$; $\rho = 1000$ kg/m³

Phantom section: Flat Section

DASY4 Configuration:

- Probe: ET3DV6 - SN1664; ConvF(4.32, 4.32, 4.32); Calibrated: 11/17/2016
- Sensor-Surface: 4mm (Mechanical Surface Detection)
- Electronics: DAE4 Sn527; Calibrated: 10/19/2016
- Phantom: TWIN SAM; Type: QD000P40CC; Serial: TP:1368
- Postprocessing SW: SEMCAD, V1.8 Build 145

PCS1900-hotspot-bottom-mid/Area Scan (61x61x1): Measurement grid: dx=15mm, dy=15mm

Maximum value of SAR (interpolated) = 0.432 mW/g

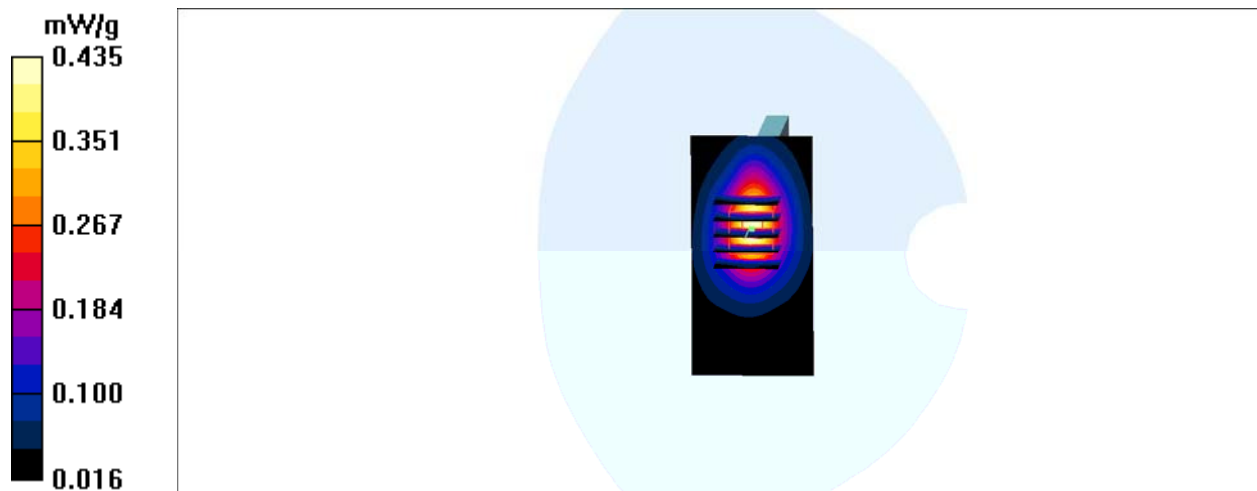
PCS1900-hotspot-bottom-mid/Zoom Scan (5x5x7)/Cube 0: Measurement grid: dx=8mm, dy=8mm, dz=5mm

Reference Value = 18.1 V/m; Power Drift = 0.131 dB

Peak SAR (extrapolated) = 0.651 W/kg

SAR(1 g) = 0.398 mW/g; SAR(10 g) = 0.237 mW/g

Maximum value of SAR (measured) = 0.435 mW/g



DUT: Mobile phone; Type: X7;

Communication System: 3G Bands; Frequency: 836.6 MHz; Duty Cycle: 1:1

Medium parameters used: $f = 836.6$ MHz; $\sigma = 0.88$ mho/m; $\epsilon_r = 41.63$; $\rho = 1000$ kg/m³

Phantom section: Left Section

DASY4 Configuration:

- Probe: ET3DV6 - SN1664; ConvF(6.33, 6.33, 6.33); Calibrated: 11/17/2016
- Sensor-Surface: 4mm (Mechanical Surface Detection)
- Electronics: DAE4 Sn527; Calibrated: 10/19/2016
- Phantom: TWIN SAM; Type: QD000P40CC; Serial: TP:1368
- Postprocessing SW: SEMCAD, V1.8 Build 145

WCDMA835-head-left-cheek-Middle/Area Scan (71x111x1): Measurement grid: dx=15mm, dy=15mm

Maximum value of SAR (interpolated) = 0.052 mW/g

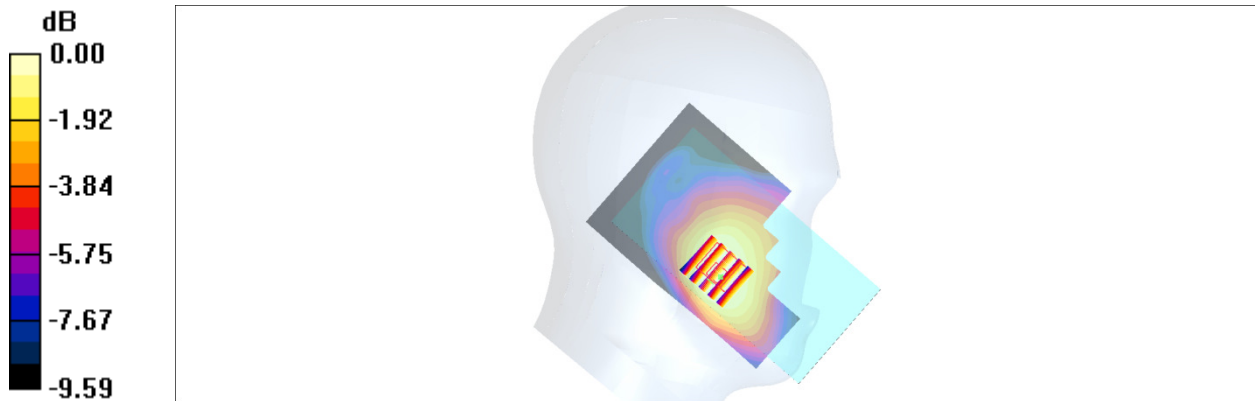
WCDMA835-head-left-cheek-Middle/Zoom Scan (5x5x7)/Cube 0: Measurement grid: dx=8mm, dy=8mm, dz=5mm

Reference Value = 6.51 V/m; Power Drift = 0.029 dB

Peak SAR (extrapolated) = 0.058 W/kg

SAR(1 g) = 0.045 mW/g; SAR(10 g) = 0.035 mW/g

Maximum value of SAR (measured) = 0.051 mW/g



0 dB = 0.051mW/g

DUT: Mobile phone; Type: X7;

Communication System: 3G Bands; Frequency: 836.6 MHz; Duty Cycle: 1:1

Medium parameters used: $f = 836.6 \text{ MHz}$; $\sigma = 0.88 \text{ mho/m}$; $\epsilon_r = 41.63$; $\rho = 1000 \text{ kg/m}^3$

Phantom section: Left Section

DASY4 Configuration:

- Probe: ET3DV6 - SN1664; ConvF(6.33, 6.33, 6.33); Calibrated: 11/17/2016
- Sensor-Surface: 4mm (Mechanical Surface Detection)
- Electronics: DAE4 Sn527; Calibrated: 10/19/2016
- Phantom: TWIN SAM; Type: QD000P40CC; Serial: TP:1368
- Postprocessing SW: SEMCAD, V1.8 Build 145

WCDMA835-head-left-tilt-Middle/Area Scan (71x111x1): Measurement grid: $dx=15\text{mm}$, $dy=15\text{mm}$

Maximum value of SAR (interpolated) = 0.022 mW/g


WCDMA835-head-left-tilt-Middle/Zoom Scan (5x5x7)/Cube 0: Measurement grid: $dx=8\text{mm}$, $dy=8\text{mm}$, $dz=5\text{mm}$

Reference Value = 5.01 V/m; Power Drift = 0.107 dB

Peak SAR (extrapolated) = 0.024 W/kg

SAR(1 g) = 0.020 mW/g; SAR(10 g) = 0.015 mW/g

Maximum value of SAR (measured) = 0.022 mW/g



0 dB = 0.022mW/g

DUT: Mobile phone; Type: X7;

Communication System: 3G Bands; Frequency: 836.6 MHz; Duty Cycle: 1:1

Medium parameters used: $f = 836.6 \text{ MHz}$; $\sigma = 0.88 \text{ mho/m}$; $\epsilon_r = 41.63$; $\rho = 1000 \text{ kg/m}^3$

Phantom section: Right Section

DASY4 Configuration:

- Probe: ET3DV6 - SN1664; ConvF(6.33, 6.33, 6.33); Calibrated: 11/17/2016
- Sensor-Surface: 4mm (Mechanical Surface Detection)
- Electronics: DAE4 Sn527; Calibrated: 10/19/2016
- Phantom: TWIN SAM; Type: QD000P40CC; Serial: TP:1368
- Postprocessing SW: SEMCAD, V1.8 Build 145

WCDMA835-head-right-cheek-Middle/Area Scan (71x111x1): Measurement grid: $dx=15\text{mm}$, $dy=15\text{mm}$

Maximum value of SAR (interpolated) = 0.083 mW/g

WCDMA835-head-right-cheek-Middle/Zoom Scan (5x5x7)/Cube 0: Measurement grid: $dx=8\text{mm}$, $dy=8\text{mm}$,


$dz=5\text{mm}$

Reference Value = 9.61 V/m; Power Drift = 0.075 dB

Peak SAR (extrapolated) = 0.109 W/kg

SAR(1 g) = 0.077 mW/g; SAR(10 g) = 0.060 mW/g

Maximum value of SAR (measured) = 0.083 mW/g



0 dB = 0.083mW/g

DUT: Mobile phone; Type: X7;

Communication System: 3G Bands; Frequency: 836.6 MHz; Duty Cycle: 1:1

Medium parameters used: $f = 836.6$ MHz; $\sigma = 0.88$ mho/m; $\epsilon_r = 41.63$; $\rho = 1000$ kg/m³

Phantom section: Right Section

DASY4 Configuration:

- Probe: ET3DV6 - SN1664; ConvF(6.33, 6.33, 6.33); Calibrated: 11/17/2016
- Sensor-Surface: 4mm (Mechanical Surface Detection)
- Electronics: DAE4 Sn527; Calibrated: 10/19/2016
- Phantom: TWIN SAM; Type: QD000P40CC; Serial: TP:1368
- Postprocessing SW: SEMCAD, V1.8 Build 145

WCDMA835-head-right-tilt-Middle/Area Scan (71x111x1): Measurement grid: dx=15mm, dy=15mm

Maximum value of SAR (interpolated) = 0.012 mW/g


WCDMA835-head-right-tilt-Middle/Zoom Scan (5x5x7)/Cube 0: Measurement grid: dx=8mm, dy=8mm, dz=5mm

Reference Value = 3.83 V/m; Power Drift = 0.192 dB

Peak SAR (extrapolated) = 0.014 W/kg

SAR(1 g) = 0.011 mW/g; SAR(10 g) = 0.00827 mW/g

Maximum value of SAR (measured) = 0.012 mW/g



0 dB = 0.012mW/g

DUT: Mobile phone; Type: X7;

Communication System: 3G Bands; Frequency: 836.6 MHz; Duty Cycle: 1:1

Medium parameters used: $f = 836.6$ MHz; $\sigma = 0.98$ mho/m; $\epsilon_r = 54.32$; $\rho = 1000$ kg/m³

Phantom section: Flat Section

DASY4 Configuration:

- Probe: ET3DV6 - SN1664; ConvF(6.41, 6.41, 6.41); Calibrated: 11/17/2016
- Sensor-Surface: 4mm (Mechanical Surface Detection)
- Electronics: DAE4 Sn527; Calibrated: 10/19/2016
- Phantom: TWIN SAM; Type: QD000P40CC; Serial: TP:1368
- Postprocessing SW: SEMCAD, V1.8 Build 145

WCDMA835-hotspot-back-Middle/Area Scan (91x111x1): Measurement grid: dx=15mm, dy=15mm

Maximum value of SAR (interpolated) = 0.263 mW/g

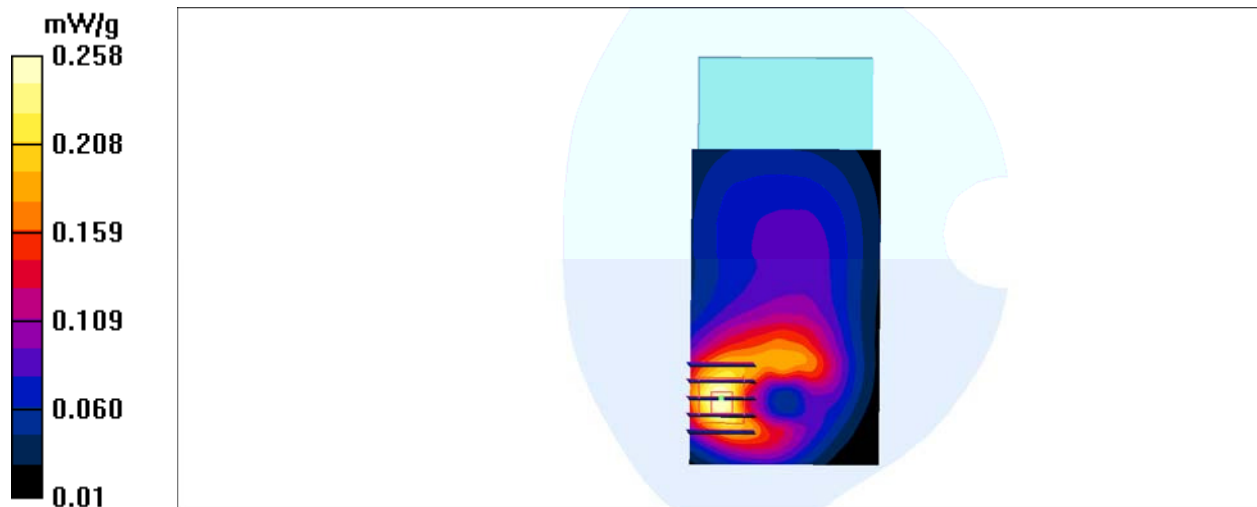
WCDMA835-hotspot-back-Middle/Zoom Scan (5x5x7)/Cube 0: Measurement grid: dx=8mm, dy=8mm, dz=5mm

Reference Value = 12.9 V/m; Power Drift = 0.066 dB

Peak SAR (extrapolated) = 0.402 W/kg

SAR(1 g) = 0.240 mW/g; SAR(10 g) = 0.144 mW/g

Maximum value of SAR (measured) = 0.258 mW/g



DUT: Mobile phone; Type: X7;

Communication System: 3G Bands; Frequency: 836.6 MHz; Duty Cycle: 1:1

Medium parameters used: $f = 836.6$ MHz; $\sigma = 0.98$ mho/m; $\epsilon_r = 54.32$; $\rho = 1000$ kg/m³

Phantom section: Flat Section

DASY4 Configuration:

- Probe: ET3DV6 - SN1664; ConvF(6.41, 6.41, 6.41); Calibrated: 11/17/2016
- Sensor-Surface: 4mm (Mechanical Surface Detection)
- Electronics: DAE4 Sn527; Calibrated: 10/19/2016
- Phantom: TWIN SAM; Type: QD000P40CC; Serial: TP:1368
- Postprocessing SW: SEMCAD, V1.8 Build 145

WCDMA835-hotspot-Right-Middle/Area Scan (41x111x1): Measurement grid: dx=15mm, dy=15mm

Maximum value of SAR (interpolated) = 0.047 mW/g

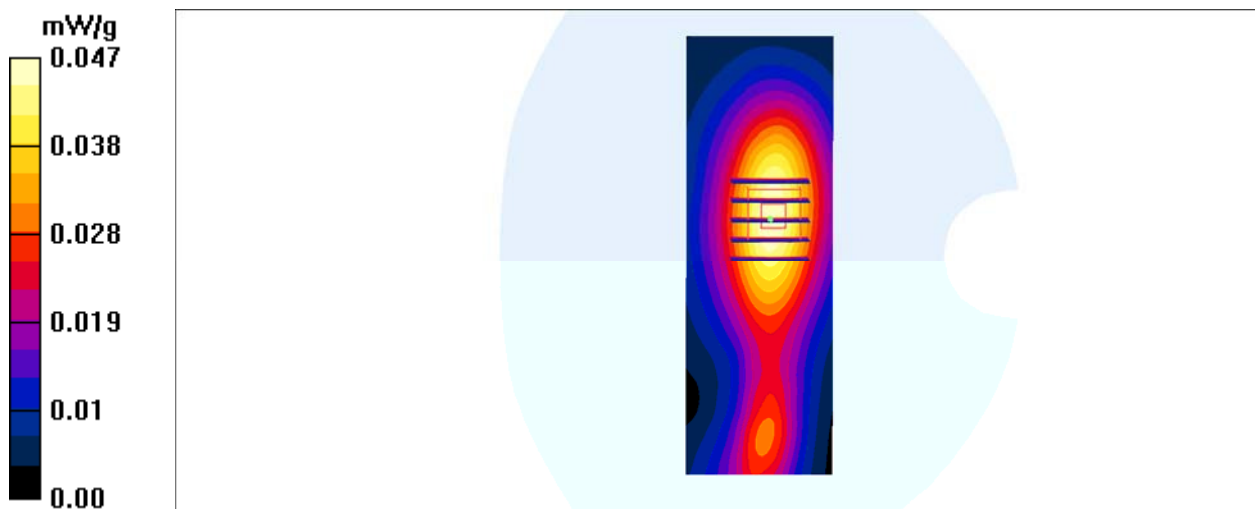
WCDMA835-hotspot-Right-Middle/Zoom Scan (5x5x7)/Cube 0: Measurement grid: dx=8mm, dy=8mm, dz=5mm

Reference Value = 7.23 V/m; Power Drift = 0.057 dB

Peak SAR (extrapolated) = 0.063 W/kg

SAR(1 g) = 0.044 mW/g; SAR(10 g) = 0.030 mW/g

Maximum value of SAR (measured) = 0.047 mW/g



DUT: Mobile phone; Type: X7;

Communication System: 3G Bands; Frequency: 836.6 MHz; Duty Cycle: 1:1

Medium parameters used: $f = 836.6$ MHz; $\sigma = 0.98$ mho/m; $\epsilon_r = 54.32$; $\rho = 1000$ kg/m³

Phantom section: Flat Section

DASY4 Configuration:

- Probe: ET3DV6 - SN1664; ConvF(6.41, 6.41, 6.41); Calibrated: 11/17/2016
- Sensor-Surface: 4mm (Mechanical Surface Detection)
- Electronics: DAE4 Sn527; Calibrated: 10/19/2016
- Phantom: TWIN SAM; Type: QD000P40CC; Serial: TP:1368
- Postprocessing SW: SEMCAD, V1.8 Build 145

WCDMA835-hotspot-bottom-Middle/Area Scan (41x61x1): Measurement grid: dx=15mm, dy=15mm

Maximum value of SAR (interpolated) = 0.723 mW/g

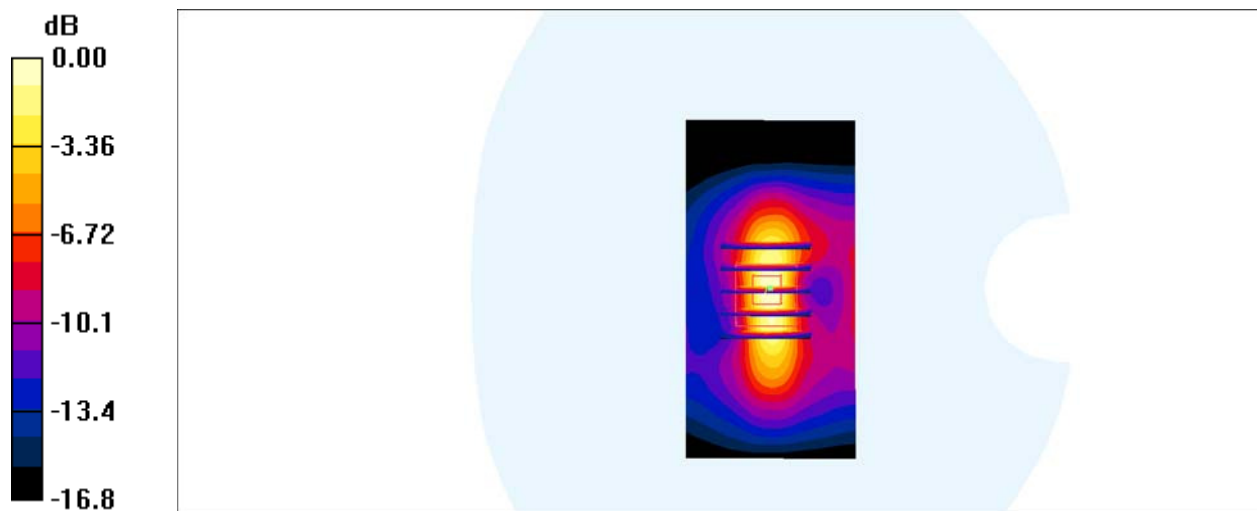
WCDMA835-hotspot-bottom-Middle/Zoom Scan (5x5x7)/Cube 0: Measurement grid: dx=8mm, dy=8mm, dz=5mm

Reference Value = 25.1 V/m; Power Drift = 0.052 dB

Peak SAR (extrapolated) = 1.38 W/kg

SAR(1 g) = 0.586 mW/g; SAR(10 g) = 0.263 mW/g

Maximum value of SAR (measured) = 0.710 mW/g



0 dB = 0.710mW/g

DUT: Mobile phone; Type: X7;

Communication System: 3G Bands; Frequency: 1880 MHz; Duty Cycle: 1:1

Medium parameters used: $f = 1880$ MHz; $\sigma = 1.42$ mho/m; $\epsilon_r = 39.53$; $\rho = 1000$ kg/m³

Phantom section: Left Section

DASY4 Configuration:

- Probe: ET3DV6 - SN1664; ConvF(4.92, 4.92, 4.92); Calibrated: 11/17/2016
- Sensor-Surface: 4mm (Mechanical Surface Detection)
- Electronics: DAE4 Sn527; Calibrated: 10/19/2016
- Phantom: TWIN SAM; Type: QD000P40CC; Serial: TP:1368
- Postprocessing SW: SEMCAD, V1.8 Build 145

WCDMA1900-head-left-cheek-mid /Area Scan (71x111x1): Measurement grid: dx=15mm, dy=15mm

Maximum value of SAR (interpolated) = 0.104 mW/g

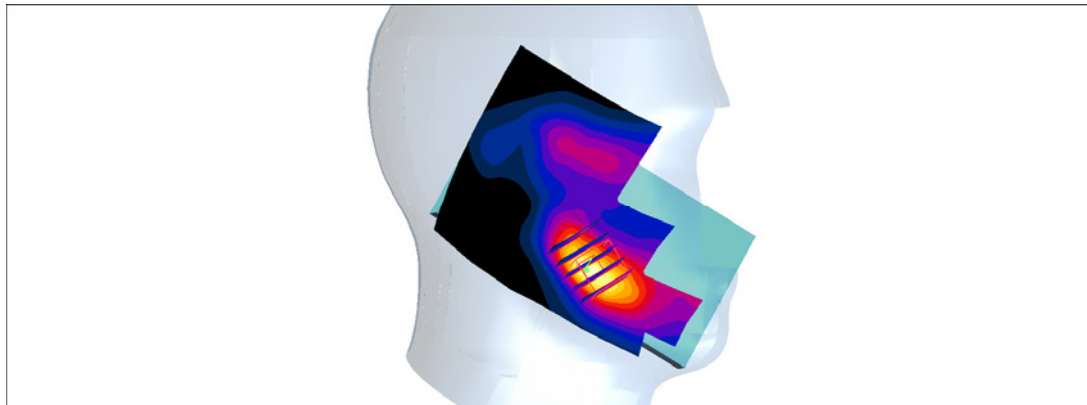
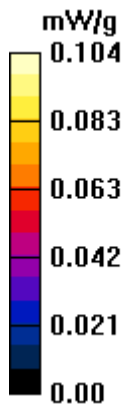
WCDMA1900-head-left-cheek-mid /Zoom Scan (5x5x7)/Cube 0: Measurement grid: dx=8mm, dy=8mm, dz=5mm

Reference Value = 3.79 V/m; Power Drift = 0.123 dB

Peak SAR (extrapolated) = 0.141 W/kg

SAR(1 g) = 0.091 mW/g; SAR(10 g) = 0.056 mW/g

Maximum value of SAR (measured) = 0.099 mW/g



DUT: Mobile phone; Type: X7;

Communication System: 3G Bands; Frequency: 1880 MHz; Duty Cycle: 1:1

Medium parameters used: $f = 1880$ MHz; $\sigma = 1.42$ mho/m; $\epsilon_r = 39.53$; $\rho = 1000$ kg/m³

Phantom section: Left Section

DASY4 Configuration:

- Probe: ET3DV6 - SN1664; ConvF(4.92, 4.92, 4.92); Calibrated: 11/17/2016
- Sensor-Surface: 4mm (Mechanical Surface Detection)
- Electronics: DAE4 Sn527; Calibrated: 10/19/2016
- Phantom: TWIN SAM; Type: QD000P40CC; Serial: TP:1368
- Postprocessing SW: SEMCAD, V1.8 Build 145

WCDMA1900-head-left-tilt-mid/Area Scan (71x111x1): Measurement grid: dx=15mm, dy=15mm

Maximum value of SAR (interpolated) = 0.061 mW/g

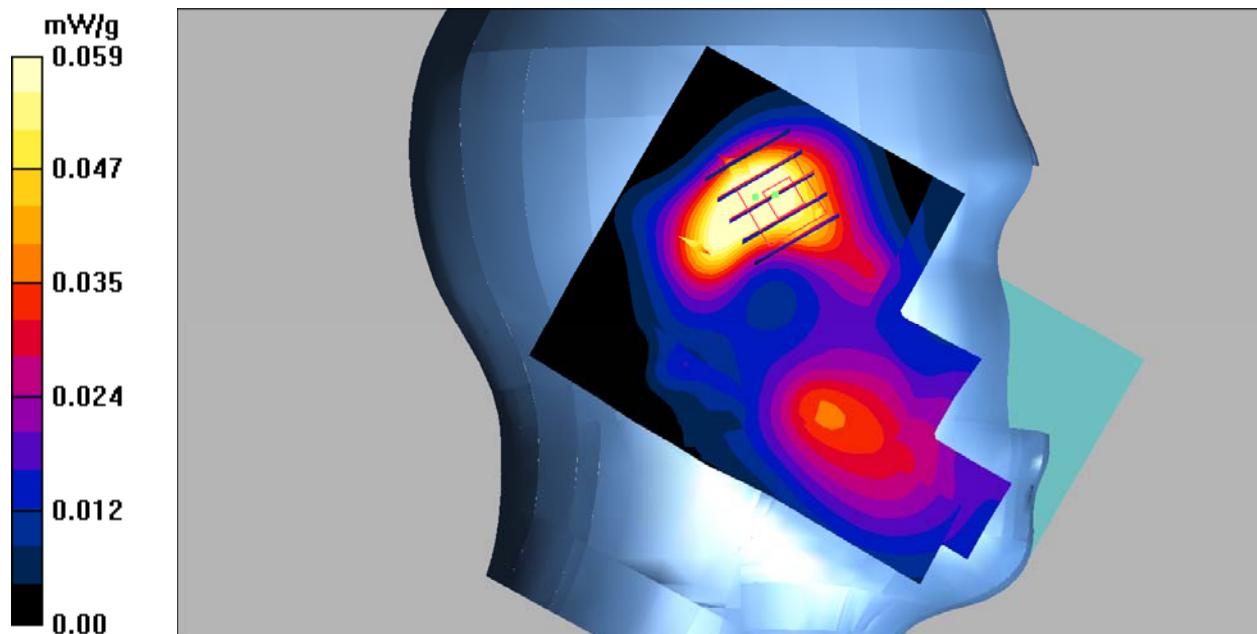
WCDMA1900-head-left-tilt-mid/Zoom Scan (5x5x7)/Cube 0: Measurement grid: dx=8mm, dy=8mm, dz=5mm

Reference Value = 6.15 V/m; Power Drift = -0.01 dB

Peak SAR (extrapolated) = 0.123 W/kg

SAR(1 g) = 0.054 mW/g; SAR(10 g) = 0.037 mW/g

Maximum value of SAR (measured) = 0.059 mW/g



DUT: Mobile phone; Type: X7;

Communication System: 3G Bands; Frequency: 1880 MHz; Duty Cycle: 1:1

Medium parameters used: $f = 1880$ MHz; $\sigma = 1.42$ mho/m; $\epsilon_r = 39.53$; $\rho = 1000$ kg/m³

Phantom section: Right Section

DASY4 Configuration:

- Probe: ET3DV6 - SN1664; ConvF(4.92, 4.92, 4.92); Calibrated: 11/17/2016
- Sensor-Surface: 4mm (Mechanical Surface Detection)
- Electronics: DAE4 Sn527; Calibrated: 10/19/2016
- Phantom: TWIN SAM; Type: QD000P40CC; Serial: TP:1368
- Postprocessing SW: SEMCAD, V1.8 Build 145

WCDMA1900-head-right-cheek-mid/Area Scan (71x111x1): Measurement grid: dx=15mm, dy=15mm

Maximum value of SAR (interpolated) = 0.094 mW/g

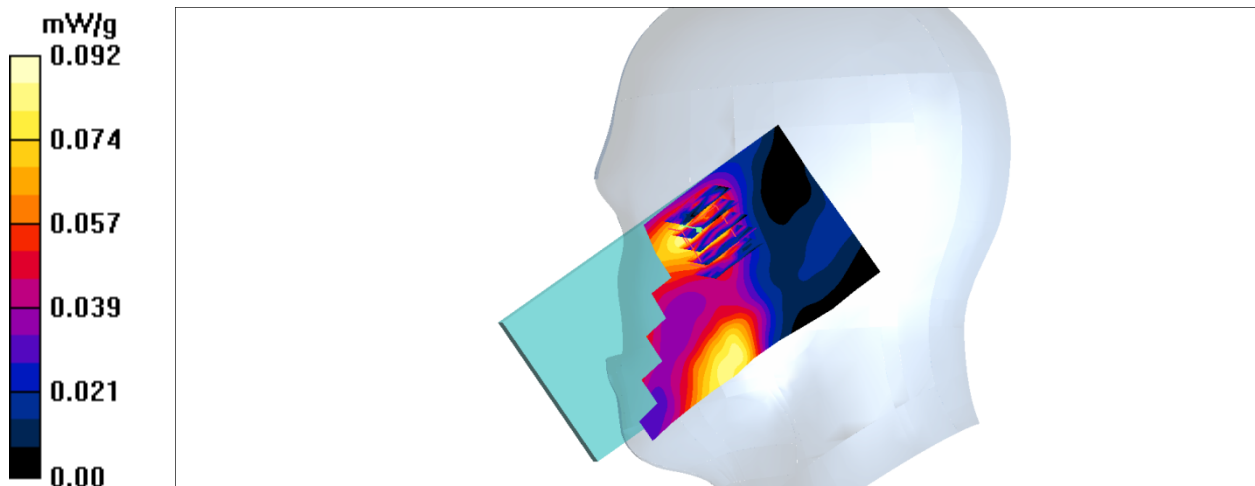
WCDMA1900-head-right-cheek-mid/Zoom Scan (5x5x7)/Cube 0: Measurement grid: dx=8mm, dy=8mm, dz=5mm

Reference Value = 3.25 V/m; Power Drift = -0.103 dB

Peak SAR (extrapolated) = 0.147 W/kg

SAR(1 g) = 0.086 mW/g; SAR(10 g) = 0.061 mW/g

Maximum value of SAR (measured) = 0.092 mW/g



DUT: Mobile phone; Type: X7;

Communication System: 3G Bands; Frequency: 1880 MHz; Duty Cycle: 1:1

Medium parameters used: $f = 1880$ MHz; $\sigma = 1.42$ mho/m; $\epsilon_r = 39.53$; $\rho = 1000$ kg/m³

Phantom section: Right Section

DASY4 Configuration:

- Probe: ET3DV6 - SN1664; ConvF(4.92, 4.92, 4.92); Calibrated: 11/17/2016
- Sensor-Surface: 4mm (Mechanical Surface Detection)
- Electronics: DAE4 Sn527; Calibrated: 10/19/2016
- Phantom: TWIN SAM; Type: QD000P40CC; Serial: TP:1368
- Postprocessing SW: SEMCAD, V1.8 Build 145

WCDMA1900-head-right-tilt-mid/Area Scan (71x111x1): Measurement grid: dx=15mm, dy=15mm

Maximum value of SAR (interpolated) = 0.061 mW/g

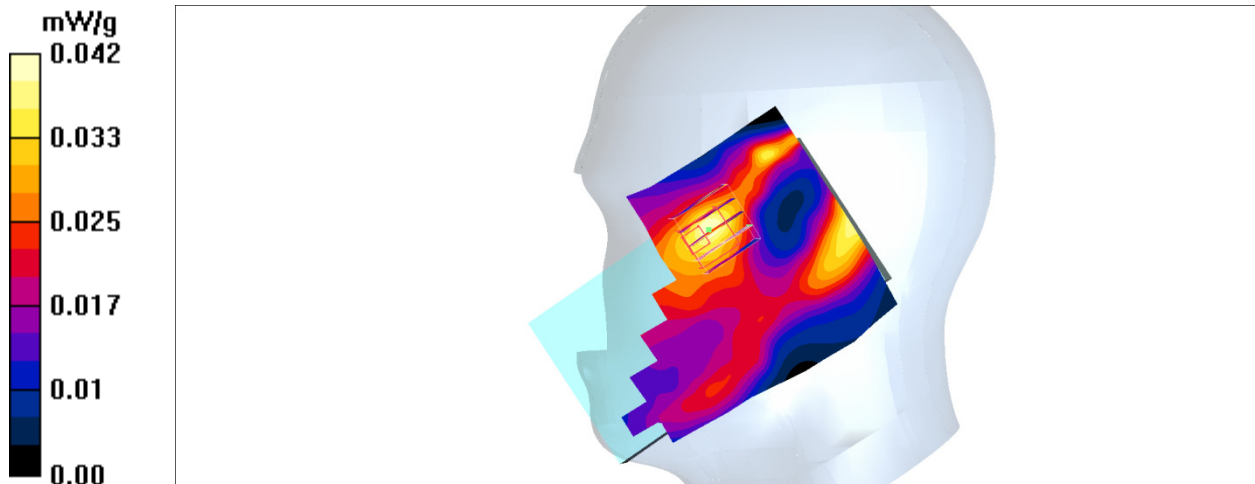
WCDMA1900-head-right-tilt-mid/Zoom Scan (5x5x7)/Cube 0: Measurement grid: dx=8mm, dy=8mm, dz=5mm

Reference Value = 3.85 V/m; Power Drift = 0.066 dB

Peak SAR (extrapolated) = 0.149 W/kg

SAR(1 g) = 0.038 mW/g; SAR(10 g) = 0.019 mW/g

Maximum value of SAR (measured) = 0.042 mW/g



DUT: Mobile phone; Type: X7;

Communication System: 3G Bands; Frequency: 1880 MHz; Duty Cycle: 1:1

Medium parameters used: $f = 1880$ MHz; $\sigma = 1.51$ mho/m; $\epsilon_r = 51.48$; $\rho = 1000$ kg/m³

Phantom section: Flat Section

DASY4 Configuration:

- Probe: ET3DV6 - SN1664; ConvF(4.32, 4.32, 4.32); Calibrated: 11/17/2016
- Sensor-Surface: 4mm (Mechanical Surface Detection)
- Electronics: DAE4 Sn527; Calibrated: 10/19/2016
- Phantom: TWIN SAM; Type: QD000P40CC; Serial: TP:1368
- Postprocessing SW: SEMCAD, V1.8 Build 145

WCDMA1900-hotspot-back-mid/Area Scan (61x111x1): Measurement grid: dx=15mm, dy=15mm

Maximum value of SAR (interpolated) = 0.527 mW/g

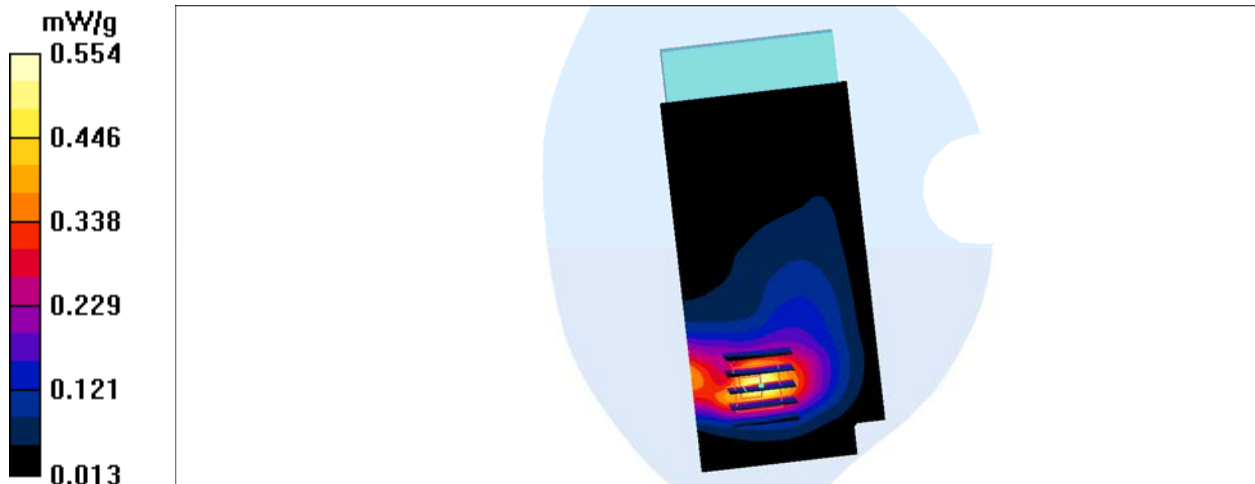
WCDMA1900-hotspot-back-mid/Zoom Scan (5x5x7)/Cube 0: Measurement grid: dx=8mm, dy=8mm, dz=5mm

Reference Value = 5.88 V/m; Power Drift = 0.014 dB

Peak SAR (extrapolated) = 0.802 W/kg

SAR(1 g) = 0.502 mW/g; SAR(10 g) = 0.297 mW/g

Maximum value of SAR (measured) = 0.554 mW/g



DUT: Mobile phone; Type: X7;

Communication System: 3G Bands; Frequency: 1880 MHz; Duty Cycle: 1:1

Medium parameters used: $f = 1880 \text{ MHz}$; $\sigma = 1.51 \text{ mho/m}$; $\epsilon_r = 51.48$; $\rho = 1000 \text{ kg/m}^3$

Phantom section: Flat Section

DASY4 Configuration:

- Probe: ET3DV6 - SN1664; ConvF(4.32, 4.32, 4.32); Calibrated: 11/17/2016
- Sensor-Surface: 4mm (Mechanical Surface Detection)
- Electronics: DAE4 Sn527; Calibrated: 10/19/2016
- Phantom: TWIN SAM; Type: QD000P40CC; Serial: TP:1368
- Postprocessing SW: SEMCAD, V1.8 Build 145

WCDMA1900-hotspot-Right-mid/Area Scan (41x111x1): Measurement grid: $dx=15\text{mm}$, $dy=15\text{mm}$

Maximum value of SAR (interpolated) = 0.111 mW/g

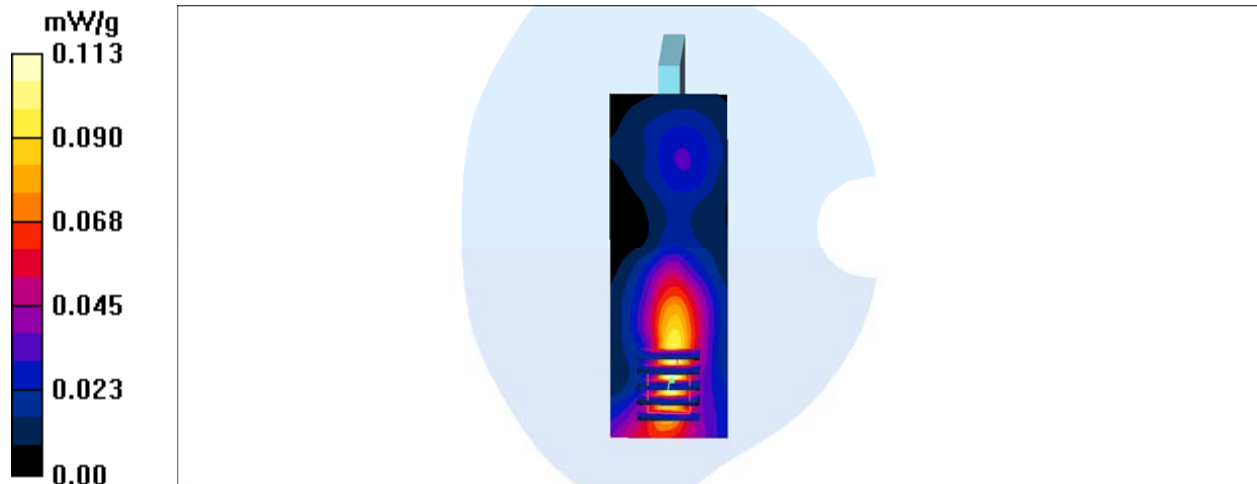
WCDMA1900-hotspot-Right-mid/Zoom Scan (5x5x7)/Cube 0: Measurement grid: $dx=8\text{mm}$, $dy=8\text{mm}$, $dz=5\text{mm}$

Reference Value = 9.14 V/m; Power Drift = -0.097 dB

Peak SAR (extrapolated) = 0.128 W/kg

SAR(1 g) = 0.096 mW/g; SAR(10 g) = 0.051 mW/g

Maximum value of SAR (measured) = 0.113 mW/g



DUT: Mobile phone; Type: X7;

Communication System: 3G Bands; Frequency: 1880 MHz; Duty Cycle: 1:1

Medium parameters used: $f = 1880$ MHz; $\sigma = 1.51$ mho/m; $\epsilon_r = 51.48$; $\rho = 1000$ kg/m³

Phantom section: Flat Section

DASY4 Configuration:

- Probe: ET3DV6 - SN1664; ConvF(4.32, 4.32, 4.32); Calibrated: 11/17/2016

- Sensor-Surface: 4mm (Mechanical Surface Detection)

- Electronics: DAE4 Sn527; Calibrated: 10/19/2016

- Phantom: TWIN SAM; Type: QD000P40CC; Serial: TP:1368

- Postprocessing SW: SEMCAD, V1.8 Build 145

WCDMA1900-hotspot-bottom-mid/Area Scan (41x61x1): Measurement grid: dx=15mm, dy=15mm

Maximum value of SAR (interpolated) = 0.647 mW/g

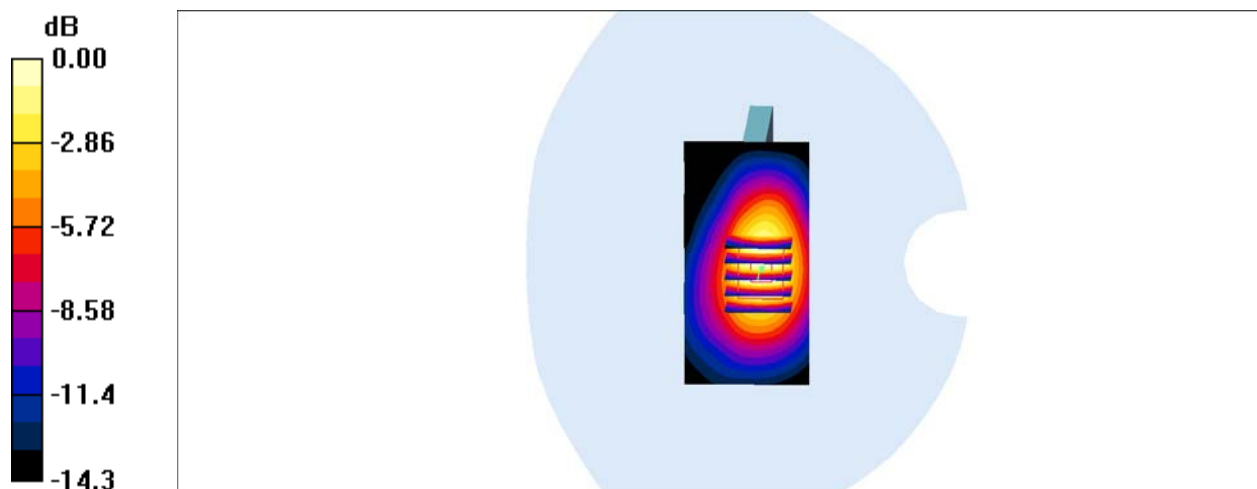
WCDMA1900-hotspot-bottom-mid/Zoom Scan (5x5x7)/Cube 0: Measurement grid: dx=8mm, dy=8mm, dz=5mm

Reference Value = 22.1 V/m; Power Drift = -0.105 dB

Peak SAR (extrapolated) = 0.851 W/kg

SAR(1 g) = 0.562 mW/g; SAR(10 g) = 0.334 mW/g

Maximum value of SAR (measured) = 0.620 mW/g



0 dB = 0.620mW/g