

Figure 8

The EUT-Inside View




Figure 9

PCB of the EUT-Front View




Figure 10

PCB of the EUT-Back View





Figure 11

PCB of the EUT-Front View



Figure 12

PCB of the EUT-Back View



Antenna