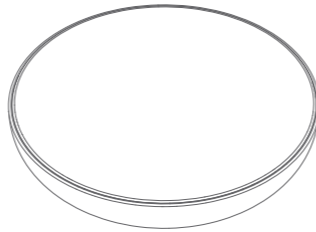


Product Model 产品型号	LC10	Brand 品牌		Job No. 图档编码	
Product Type 产品类	无线充电器说明书	Description 描述	/	Revision 版本号	
Dimension 尺寸	90*65mm	Original Designer 原设计师		Date 日期	2020.11.17
Scale 比例	1:1	Technology 工艺	128g哑粉纸 双面四色印刷	Verifying 审核	

### Fast Wireless Charger User Manual

**Thanks for choosing us!**

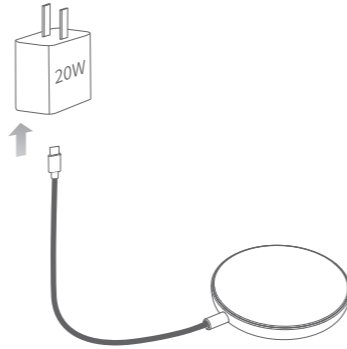
This is a smart phone wireless charger that allows you enjoy the fun of digital products easily.  
Please kindly read the user manual before using and keep it for future reference.



**Specification**

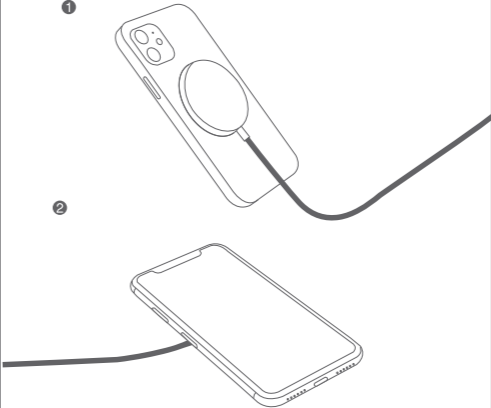
Input: DC5V 3A, DC9V 2.22A, DC12V 1.67A    Charging distance: ≤10mm  
Output: 5W/7.5W/10W/15W    Conversion: ≥72%  
Frequency: 115~205 KHz    NW.: 50g  
Dimension: Φ58.6×7.3mm

**Connect to Power Adapter**



① Connect the power adapter to socket.  
② Connect adapter to the Type-C interface.  
\*20W PD wall charger need to buy separately, please use the connector adapter according to your wall charger USB output port.

**Charging Mode**



① Make sure the wireless charger dock connect to the power supply.  
② Put the magnetic wireless charging phone one the charger, they will align automaticly.  
The device also support wireless charging to other nonmagnetic wireless charging function device.

**FCC Warning**

This device complies with part 15 of the FCC Rules. Operation is subject to the following two conditions:(1) This device may not cause harmful interference, and (2) this device must accept any interference received, including interference that may cause undesired operation.  
Any Changes or modifications not expressly approved by the party responsible for compliance could void the user's authority to operate the equipment.  
This equipment has been tested and found to comply with the limits for a Class B digital device, pursuant to part 15 of the FCC Rules. These limits are designed to provide reasonable protection against harmful interference in a residential installation. This equipment generates uses and can radiate radio frequency energy and, if not installed and used in accordance with the instructions, may cause harmful interference to radio communications. However, there is no guarantee that interference will not occur in a particular installation. If this equipment does cause harmful interference to radio or television reception, which can be determined by turning the equipment off and on, the user is encouraged to try to correct the interference by one or more of the following measures:

- Reorient or relocate the receiving antenna.
- Increase the separation between the equipment and receiver.
- Connect the equipment into an outlet on a circuit different from that to which the receiver is connected.
- Consult the dealer or an experienced radio/TV technician for help.

FCC RF exposure statement:  
The equipment complies with FCC radiation exposure limits set forth for an uncontrolled environment. During the operation of device a distance of 15 cm surrounding the device and 20 cm above the top surface of the device must be respected.  
FCC ID:2AFP2LC10C