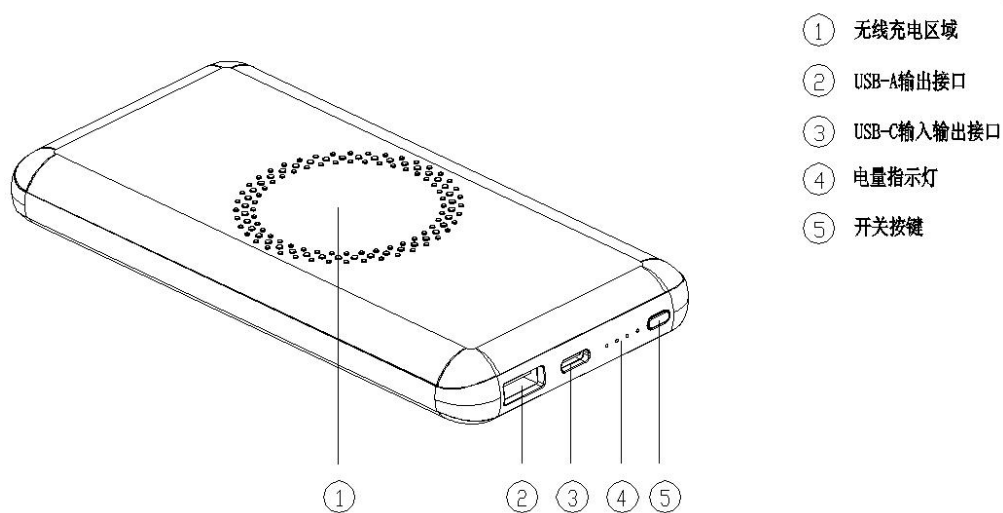


Preface

Thank you for purchasing the Shenzhen Powerqi Technology Co.Ltd products.
For optimum operation ,please read this manual carefully before use.
Product Details



Specification

. Model: FC81

.Dimensions:L158.3*W77*H17.5mm

.INput: 5V3A 9V2A

.Total:15 W Max(Multiple output),18W(Single-port output)Max

.Wireless charging Output: 5W/7.5W/10W

.USB A port output:5V3A 9V2A 12V1.5A

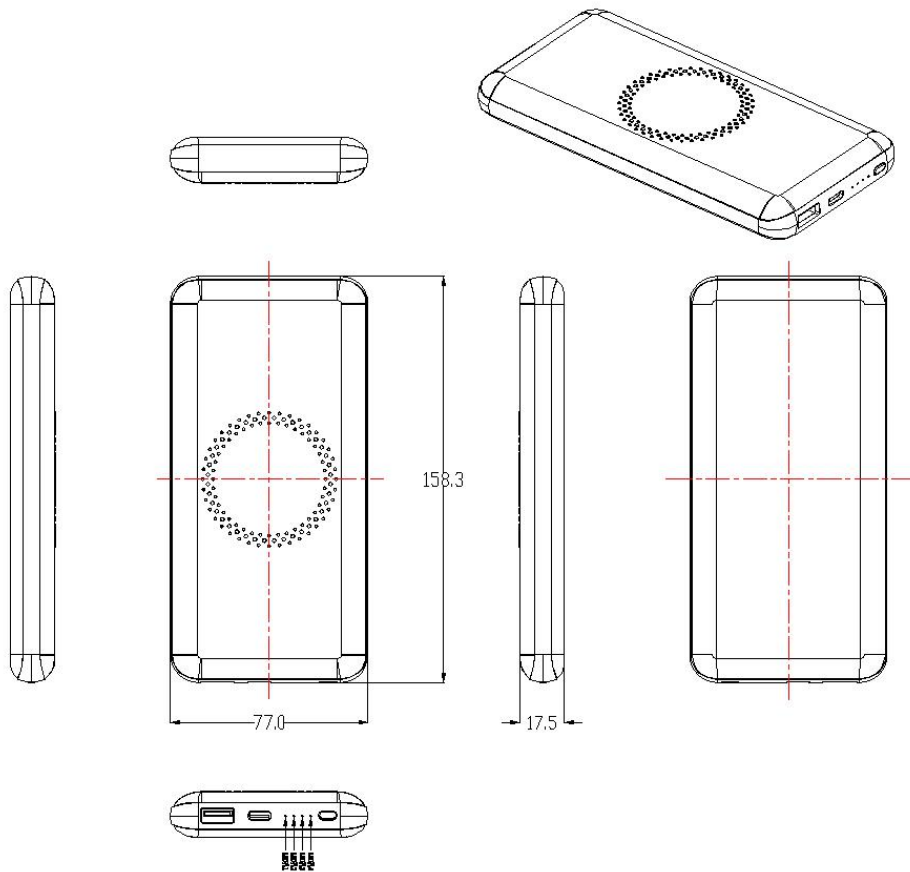
. USB C port output:5V3A 9V2A 12V1.5A

.Battery capacity:10000maH3.7V(37W)

.Batter charging Limited Voltage: 4.25V

.charging time:5 hours(by 5V3A power

.Service Temperature: 0°C-43°C



User Manual

1.Power ON

.connect your device to this product and it will detect your device and power on automatically. press the power button to turn it on if this product does not power on automatically

.press the power button to turn on this product before you use the wireless charging pad for charging your Qi-enabled device

2.Power off

.if no device is connected to this product within 30 seconds or this product is under continuous low output, it will automatically turn off

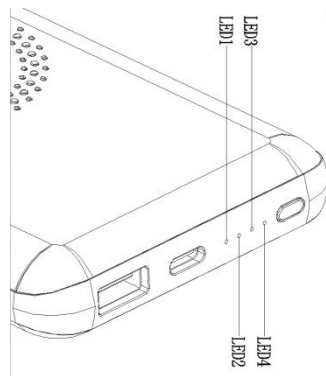
.when the product is under low power mode, it will automatically turn off

.long press the power button for 3 seconds to turn it off

3.LED indicator light status

Click gently the power button to check the remaining battery. The indicator lights will turn off automatically after six seconds, The LED1 will turn green when the fast charging mode is detected, when there is a green will flash quickly.

- 4XLEDS on: 75%-100% remaining capacity
- 3XLEDS on: 50%-75% remaining capacity
- 2XLEDS on: 25%-50% remaining capacity
- 1XLEDS on: 5%-25% remaining capacity
- 1XLEDS flash: less than 5% remaining capacity



4.Charging this product

Use power adapter to this product. meanwhile.this product can work with mainstream fast charging charger for fast charging ,when charging ,the status of the indicator light is as follows

capacity	LED1	LED2	LED3	LED4
0-25%	flash	off	off	off
25-50%	on	flash	off	off
50-75%	on	on	flash	flash
75-100%	on	on	on	flash
charged	on	on	on	on

5.Discharging this product

.charging QI-enabled phones

place your QI-enabled phones on the wireless charging pad and press the power button for wireless charging

.charging smartphones and tablets

connect your digital products to this product with the original charging cables

.Support fast charge

The USB A port of this product can support fast charge when used in isolation, but for security purposes, this product will turn off the fast charge function and only support the ordinary 5V output when two or more devices are charged at the same time

capacity	LED1	LED2	LED3	LED4
0-25%	flash	off	off	off
25-50%	on	off	off	off
50-75%	on	on	off	off
75-100%	on	on	on	off
charged	on	on	on	on

6.Low power alarm

when the battery is less than 10%, the product will enter the low voltage alarm mode. the LED1 begin to flash if continue to charge other devices, LED1 will blink until shut down, If there is on access to the charging equipment , it will be out after 30 seconds

Safety notes

- .Make sure this product is fully charged prior to use
 - .Stop using it immediately if the battery is inflated ,deformed or flooded
 - . DO not short-circuit the power bank, do not expose this product to extreme temperatures
 - .Keep out of reach of children
 - .Do not place metal objects or other foreign objects on the wireless charging pad in order to avoid danger
 - .Use the original cable and charger for your device when charging it from this product
 - .It is recommended to disconnect a fully-charged device to avoid unnecessary battery use.
- When this product enters protection mode(LED3 turn off and power bank will not charge)caused by issues such as a short circuit ,use an external charger to replenish the charge and return it to normal operation
- .To prevent damage to the devices ,do not use multi-in-one cable to charge multiple devices at the same time .
 - .Built-in over -temperature protection, when the environment temperature exceeds normal use temperature range, this product will start over temperature protection, move the product to normal temperature environment and click the button to restore output
 - .The battery should be charged at least every three months to avoid shortening the battery life.

Warnings

.This product contains a lithium-ion battery, IT is strictly forbidden to disassemble the shell of the product to avoid any damage to the core or other danger

.DO not squeeze or puncture the mobile power bank so as to avoid electrolyte leakage of lithium-ion battery, do not place this device in a fire or expose it to temperatures greater than +60°C

Package contents

1XPortable charge

1XUSC-C Cable

1XWarranty

FCC statement

This device complies with Part 15 of the FCC rules. Operation is subject to the following two conditions: 1) this device may not cause harmful interference, and 2) this device must accept any interference received, including interference that may cause undesired operation.

Note: This equipment has been tested and found to comply with the limits for a Class B digital device, pursuant to part 15 of the FCC Rules. These limits are designed to provide reasonable protection against harmful interference in a residential installation. This equipment generates uses and can radiate radio frequency energy and, if not installed and used in accordance with the instructions, may cause harmful interference to radio communications. However, there is no guarantee that interference will not occur in particular installation. If this equipment does cause harmful interference to radio or television reception, which can be determined by turning the equipment off and on, the user is encouraged to try to correct the interference by one or more of the following measures:

- Reorient or relocate the receiving antenna.
- Increase the separation between the equipment and receiver.
- Connect the equipment into an outlet on a circuit different from that to which the receiver is connected.
- Consult the dealer or an experienced radio/TV technician for help.

Changes or modifications not expressly approved by the party responsible for compliance could void the user's authority to operate the equipment.

FCC Radiation Exposure Statement

This device complies with FCC RF radiation exposure limits set forth for an uncontrolled environment. This transmitter must not be co-located or operating in conjunction with any other antenna or transmitter.

This device must operate with a minimum distance of 20 cm between the radiator and user body.