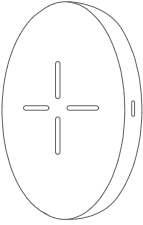
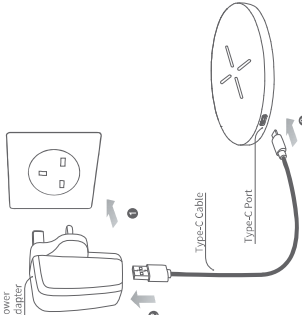
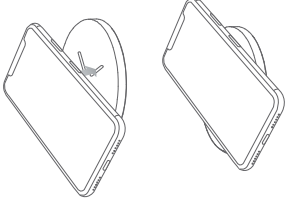


Product Model 产品型号	FC02C	Brand 品牌	中性	Job No. 档案编码	3-608FC020690A0001
Product Type 产品类	无线充电器说明书	Description 描述	/	Revision 版本号	
Dimension 尺寸	90*65mm	Original Designer 原设计师		Date 日期	2023.6.9
Scale 比例	1:1	Technology 工艺	128g哑粉纸 双面四色印刷	Verifying 审核	

<h2 style="text-align: center;">Fast Wireless Charger User Manual</h2>	<p><b>Thanks for choosing us!</b></p> <p>This is a smart phone wireless charger that allows you enjoy the fun of digital products easily. Please kindly read the user manual before using and keep it for future reference.</p>  <p><b>Specification</b></p> <p>Model: FC02C    FCC ID: Z4FP2-FC02C Input: DC 5V/2.0A, DC 0V/1.67A, DC 12V/1.5A Frequency: 15.625kHz</p> <p>Dimension: 69*70mm Charging distance: ≤10mm Efficiency: ≥72%</p>	<p><b>Connect to Power Adapter</b></p>  <ol style="list-style-type: none"> <li>Connect the power adapter to socket.</li> <li>Connect adapter to the Type-C interface, the other Type-C to pad.</li> <li>The standby indicator light is green.</li> </ol> <p>Note: this product works with Type-C to Type-C charging cable. Only QC 2.0 or QC3.0 standard power adapter support this product's quick charge function. You need to buy power adapter separately( Type-C to Type-C charging cable and power adapter need to buy separately).</p>	<p><b>Charging Mode</b></p>  <ol style="list-style-type: none"> <li>Make sure the wireless charger dock connect to the power supply. The standby indicator light is green. When the phone is placed on the indicator light becomes blue. The standby indicator light becomes red when take away the phone from charging pad.</li> <li>Make sure the phone is placed properly on the charging pad. The standby indicator light becomes blue. The standby indicator light becomes red when take away the phone from charging pad.</li> </ol> <p>Note: When Samsung phones which are built-in wireless charging function get fully charged with this product, it don't move the phone in a long time, the battery power keeps in fully charged status(supplementary charge).</p>	<p><b>FCC Warning</b></p> <p>This device complies with part 15 of the FCC Rules. Operation is subject to the following two conditions:(1) This device may not cause harmful interference, and (2) this device must accept any interference received, including interference that may cause undesired operation.</p> <p>Any Changes or modifications not expressly approved by the party responsible for compliance could void the user's authority to operate the equipment.</p> <p>This equipment has been tested and found to comply with the limits for a Class B digital device, pursuant to part 15 of the FCC Rules. These limits are designed to provide reasonable protection against harmful interference in a residential installation. This equipment generates uses and can radiate radio frequency energy and, if not installed and used in accordance with the instructions, may cause harmful interference to radio communications. However, there is no guarantee that interference will not occur in a particular installation. If this equipment does cause harmful interference to radio or television reception, which can be determined by turning the equipment off and on, the user is encouraged to try to correct the interference by one or more of the following measures:</p> <ul style="list-style-type: none"> <li>Reorient or relocate the receiving antenna.</li> <li>Increase the separation between the equipment and receiver.</li> <li>Connect the equipment into an outlet on a circuit different from that to which the receiver is connected.</li> <li>Consult the dealer or an experienced radio/TV technician for help.</li> </ul> <p><b>FCC RF exposure statement:</b></p> <p>The equipment complies with FCC radiation exposure limits set forth for an uncontrolled environment. This equipment should be installed and operated with minimum distance between 20cm the radiator your body.</p>
--	---	--	---	---