

Troubleshooting

The image is not square

- Check that the projector's lens is parallel to your projection surface and that your projection surface is flat.

No sound

- Check the volume control on your source device to ensure the volume is turned up.
- Check the volume control on the projector to ensure the volume is turned up.
- If you are using an adapter, verify that the adapter supports audio.
- Check that the HDMI cable is fully plugged into the HDMI port.

No Signal Message

- Check that you are using the required cable and/or adapter.
- If you are using a digital AV adapter, check that the adapter is an authentic Apple adapter and is compatible with your model phone or tablet.
- If you are connecting via USB-C, check that you are using the USB-C video cable that came with the projector – this cable is labeled “USB-C Video Connector.” Some USB-C cables do not support video.
- If you are connected to a laptop or computer, check your computer display settings to ensure a multiple display option is selected (such as “duplicate these displays”).
- Check that your source device supports HDMI video out or USB-C video out.

Projector will not power on, or stay powered on

- Check the battery life of the projector. If one or fewer lights are illuminated, charge the battery with the USB – C cable and your MacBook USB – C power adapter, or the AC Power Adapter included with the projector.

The image is blurry

- Press the motorized focus buttons on the remote, or side of the projector to focus the image.
- Check that the surface you are projecting on is smooth and non-reflective.

Learn More

To learn more about your Miroir HD Pro Projector and its operations, to review specs, and find answers to frequently asked questions, please visit: www.miroirusa.com

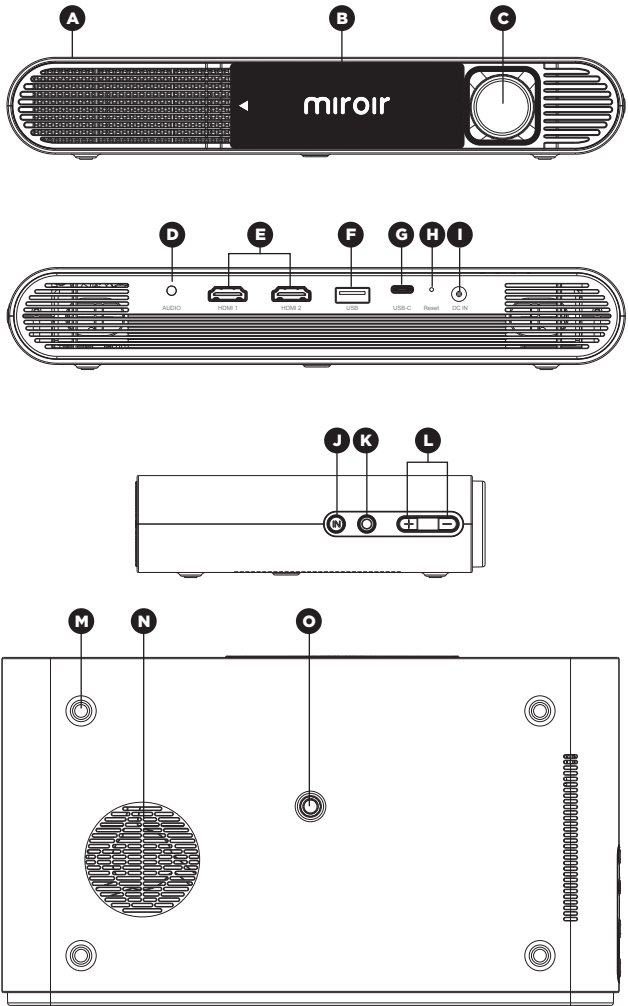
miroir

Ultra Pro Projector

© 2018 Miroir USA, LLC. All rights reserved. Miroir and the Miroir logo are owned by Miroir USA, LLC. All other trademarks are the property of their respective owners. Miroir USA, LLC assumes no responsibility for any errors that may appear in this manual. Information contained herein is subject to change without notice.

Quick Start Guide

Your Miroir Ultra Pro Projector

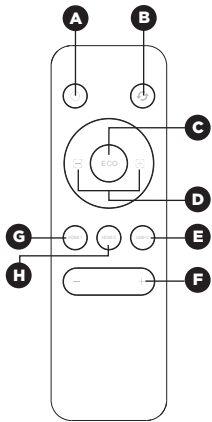


- A Battery Indicator Lights** - Lights flash in turn as the device charges. The battery is fully charged when all the lights illuminate and no longer flash.
- B Lens Cover/Power** - Slide lense cover to turn device on.
- C Projection Lens**
- D Audio Out (3.5mm)** - (Optional) Connect an external speaker or headphones.
- E HDMI Video Input** - Connect an HDMI cable to a device that supports HDMI video output.
- F USB Power Output** - Connect a USB power cable to provide power to a HDMI streaming stick or to charge a smartphone battery. Cannot be used for video input.
- G USB-C Video input** - Connect the supplied USB-C Video cable to a device that supports USB-C video output.
- H Reset Button** - Press to reset projector.
- I DC Power Input**
- J Source Input Button** - Press to change input source.
- K Focus Mode** - Press button then use volume +/- buttons to adjust.
- L Volume Controls** - Increase/decrease the volume output of the projector. Press Volume - button to see battery level remaining.
- M Rubber Foot Pads** - Provides stability and proper airflow to cooling vents.
- N Cooling Vent**
- O Tripod Mount** - Will fit a standard sized tripod screw. Tripod not included.

Included in the Box:

- USB-C Video Cable
- HDMI Cable
- Micro HDMI Adapter
- Quick Start Guide
- Remote
- AC Adapter/Charger
- Projector Drawstring Pouch

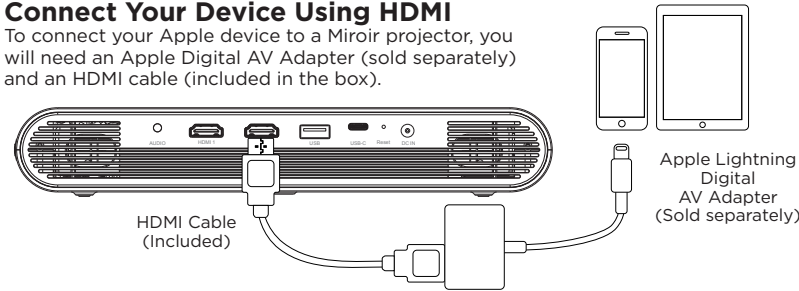
Your Miroir Ultra Pro Projector Remote Control



- A Power**
- B Invert Image**
- C Eco Power On/Off**
- D Motorized Focus**
- E USB-C Video Input Select**
- F Volume Control**
- G HDMI 1 Input Select**
- H HDMI 2 Input Select**

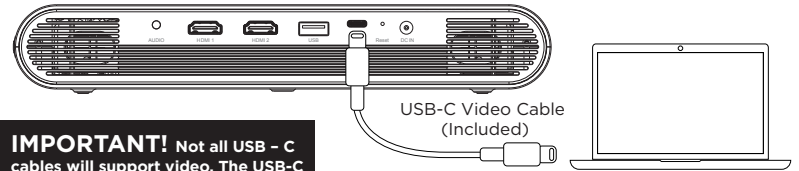
Connect Your Device Using HDMI

To connect your Apple device to a Miroir projector, you will need an Apple Digital AV Adapter (sold separately) and an HDMI cable (included in the box).



Connect Your MacBook Pro and MacBook Using USB-C

To connect your MacBook to a Miroir projector, you will need a USB-C Video Cable (included in the box).



IMPORTANT! Not all USB - C cables will support video. The USB-C cable that comes with the projector will support video.

MIROIR SAFETY AND WARRANTY INFORMATION

SAVE THESE INSTRUCTIONS!

IMPORTANT SAFETY INSTRUCTIONS All of the safety and operating instructions should be read, adhered to and followed before the unit is operated.

CAUTIONS

- TO REDUCE THE RISK OF ELECTRIC SHOCK, DO NOT REMOVE COVER. THERE ARE NO SERVICEABLE PARTS INSIDE
- TO REDUCE THE RISK OF FIRE OR ELECTRIC SHOCK, DO NOT EXPOSE THIS UNIT TO RAIN OR MOISTURE.



The lightning flash with arrow-head symbol within an equilateral triangle is intended to alert the user to the presence of uninsulated "dangerous voltage" within the unit's enclosure that may be of sufficient magnitude to constitute a risk of electric shock



The exclamation point within an equilateral triangle is intended to alert the user to the presence of important operating and maintenance (servicing) instructions in the literature accompanying the unit.

DANGER

To reduce the risk of electric shock, burns, fire or injury:

1. Do not use while bathing or in a shower.
2. Do not place or store unit where it can fall or be pulled into a tub or sink.
3. Do not place in, drop or submerge in water or other liquid.
4. Do not reach for unit that has fallen into water. Unplug it immediately.
5. Care should be taken so that objects do not fall and liquids are not spilled onto the unit.

WARNING

1. Close supervision is necessary when this appliance/product is used by or near children or mentally disabled individuals.
2. Use this unit only for its intended use as described in this manual.
3. Unplug this unit during lightning storms or when unused for long periods of time.
4. Never drop or insert an object into any opening.
5. Protect the adapter cord from being walked on or pinched, particularly at plug

- outlets, convenience receptacles and the point where it exits the unit.
6. Do not allow adapter cord to touch hot surfaces. Wrap cord loosely around the unit when storing.
 7. The unit should be situated away from direct sunlight or heat sources such as radiators, electric heaters, heat registers, stoves, or other units (including amplifiers) that produce heat. Avoid placing on top of stereo equipment that radiates heat.
 8. Never block the air openings of the unit with materials such as clothing, plastic bags or papers, or place it on a soft surface such as a bed or couch, where the air openings may be blocked.
 9. Do not overload electrical outlet. Use only the power source as indicated.
 10. Do not carry this unit by cord or use cord as handle.
 11. Never operate this unit if it has a damaged cord or plug, if it is not working properly, or if it has been dropped or damaged, or dropped into water. If the unit's power supply cord or plug is damaged, do not attempt to fix it yourself.
 12. To avoid the risk of electric shock, do not disassemble or attempt to repair the unit. Incorrect repair can cause risk of electric shock or injury to persons when unit is used.
 13. Do not operate in the presence of explosive and/or flammable fumes.
 14. Never remove the plug from the socket by pulling the power cord.

WARNING!

THIS PRODUCT CONTAINS A RECHARGEABLE BATTERY

- Do not store this product in high temperatures, damp areas, or in direct sunlight.
- Never disassemble the product.
- Never dispose of the product in fire or water, which may result in explosion and/or injury.
- Keep product out of reach of children.
- Do not touch product with damp hands.
- Dispose of the product properly.
- The product must not be discarded with ordinary household waste.
- Contact your local recycling center for proper disposal.

FCC INFORMATION

This device complies with part 15 of the FCC rules. Operation is subject to the following two conditions:

- 1) This device may not cause harmful interference, and
- 2) This device must accept any interference received including interference that may cause undesired operation.

WARNING: Changes or modifications to this unit not expressly approved by the party responsible for compliance could void the user's authority to operate the equipment.

NOTE: This equipment has been tested and found to comply with the limits for a Class B digital device, pursuant to Part 15 of the FCC Rules. These limits are designed to provide reasonable protection against harmful interference in a residential installation. This unit generates, uses, and can radiate radio frequency energy and if not installed and used in accordance with the instructions, may cause harmful interference to radio communications. However, there is no guarantee that interference will not occur in a particular installation. If this equipment does cause harmful interference to radio or television reception, which can be determined by turning the equipment off and on, the user is encouraged to try and correct the interference by one or more of the following measures:

- Reorient or relocate the receiving antenna.
- Increase the separation between the equipment and receiver.
- Connect the equipment to an outlet on a circuit different from that to which the receiver is connected.
- Consult the dealer or an experienced radio/TV technician for help.

Shielded cables must be used with this unit to ensure compliance with the Class B FCC limits.

ONE (1) YEAR LIMITED WARRANTY

Miroir ("Miroir") warrants to you, the original retail purchaser ("Consumer"), that this product ("Product") will under normal use operate substantially in accordance with the accompanying documentation for a period of one (1) year from date of original purchase. Consumer's sole and exclusive remedy, and Miroir's sole and exclusive responsibility under this warranty will be, at Miroir's option, either to repair or replace the defective Product during the one (1) year limited warranty period so that it performs substantially in accordance with the accompanying documentation on the date of your initial purchase.

The forgoing warranty is limited and is not applicable to: (i) normal wear and tear; (ii) defects or damage caused by misuse, accident (including without limitation collision, fire and the spillage of food or liquid), neglect, abuse, alteration, unusual stress, modification, improper or unauthorized repair, installation, wiring, or testing, improper storage, use in an unapproved device or if the serial number has been removed; (iii) use not in accordance with the documentation; and (iv) damage caused by the equipment with which the Product is used.

To obtain warranty service for any Product that is subject to the foregoing warranty, Consumer must contact Miroir at miroirusa.com, providing proof of purchase and a description of the issue. Consumer shall bear the cost of returning the Product for repair or replacement under this limited warranty. Any Product returned without proof of purchase will not be honored under this limited warranty.

The limited warranty extends only to Consumer and is not assignable or transferable to any subsequent purchaser or user. THE LIMITED WARRANTY SET FORTH ABOVE IS PROVIDED IN LIEU OF ALL OTHER WARRANTIES AND MIROIR HEREBY DISCLAIMS ALL OTHER WARRANTIES OF ANY KIND, WHETHER EXPRESS, IMPLIED, STATUTORY OR OTHERWISE, INCLUDING WITHOUT LIMITATION ANY WARRANTIES OF MERCHANTABILITY, FITNESS FOR A PARTICULAR USE OR PURPOSE, NON-INFRINGEMENT, QUALITY AND TITLE. MIROIR DOES NOT WARRANT THAT THE PRODUCT IS ERROR FREE OR THAT IT WILL FUNCTION WITHOUT INTERRUPTION.

To the extent Miroir may not, as a matter of applicable law, disclaim certain implied warranties, the duration of any such implied warranty shall be limited to the shorter of the one (1) year limited warranty period or the minimum time period permitted under such law. Some states do not allow limitations on the duration of implied warranties, so the above limitation may not apply to you. This limited warranty gives you specific legal rights, and you may also have other rights that vary from state to state.

IN NO EVENT WILL MIROIR BE LIABLE FOR ANY SPECIAL, INDIRECT, INCIDENTAL, PUNITIVE OR CONSEQUENTIAL DAMAGES OF ANY NATURE WHATSOEVER INCLUDING BUT NOT LIMITED TO LOSS OF PROFITS OR REVENUES, LOSS OF DATA, LOSS OF USE OF THE PRODUCT OR ANY ASSOCIATED EQUIPMENT, COST OF ANY REPLACEMENT GOODS OR SUBSTITUTE EQUIPMENT, LOSS OF USE, CLAIMS OF ANY THIRD PARTIES, OR ANY OTHER DAMAGES ARISING FROM MIROIR'S BREACH OF THIS LIMITED WARRANTY OR THE USE OF THE PRODUCT, REGARDLESS OF THE FORM OF ACTION WHETHER IN CONTRACT, TORT (INCLUDING NEGLIGENCE) OR ANY OTHER LEGAL OR EQUITABLE THEORY, EVEN IF MIROIR HAS BEEN ADVISED OF THE POSSIBILITY OF SUCH DAMAGES. IN NO EVENT WILL MIROIR'S TOTAL CUMULATIVE LIABILITY EXCEED THE PRICE PAID BY CONSUMER FOR THE PRODUCT.

Some states do not allow the exclusion or limitation of incidental or consequential damages, so the above limitation or exclusion may not apply to you. If you have any questions concerning this statement of limited warranty please email Miroir at miroirusa.com for any more questions.