


TEST SETUP PHOTO

Photographs of test setup (Bluetooth)

1-1.Setup for Radiated Test (MODEL :JLPS-2612LHW) : 30 ~ 1 000 MHz
[Front]




[Rear]




1-2 Setup for Radiated Test (MODEL :JLPS-2612LH) : 30 ~ 1 000 MHz


[Front]




[Rear]




2-1. Setup for Radiated Test (MODEL :JLPS-2612LHW) :Above 1 000 MHz
[Front]



[Rear]



2-2. Setup for Radiated Test (MODEL :JLPS-2612LH) :Above 1 000 MHz
[Front]



[Rear]



3-1. Setup for conducted disturbance (MODEL :JLPS-2612LHW)

[Front]



[Rear]



3-2. Setup for conducted disturbance (MODEL :JLPS-2612LH)

[Front]



[Rear]

