

Figure 20 - Test Setup - 30 MHz to 1 GHz – X Orientation




Figure 21 - Test Setup - 1 GHz to 13 GHz – X Orientation




Figure 22 - Test Setup - 30 MHz to 1 GHz – Y Orientation




Figure 23 - Test Setup - 1 GHz to 13 GHz – Y Orientation




Figure 224 - Test Setup - 30 MHz to 1 GHz – Z Orientation




Figure 235 - Test Setup - 1 GHz to 13 GHz – Z Orientation