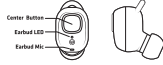


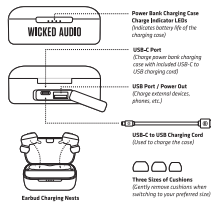


TORC TRUE WIRELESS

TORC EARBUDS



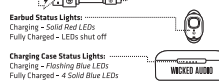
POWER BANK CHARGING CASE



1

CHARGING THE POWER BANK CHARGING CASE

To charge the Charging Case, use the included USB-C to USB charging cord. Connect the USB-C (smaller side) into the Charging Case and connect USB side into computer or USB wall charger (not included).



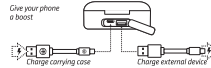
Earbud Status Lights: Charging - Solid Red LEDs Fully Charged - LEDs shut off Charging Case Status Lights: Charging - Flashing Blue LEDs Fully Charged - 4 Solid Blue LEDs

CHARGING THE TORC EARBUDS Delicately place the Torc earbuds into the earbud charging nests. Make sure each earbud is placed in its corresponding nest. The cushions on the earbud will face down. A small magnet will help the earbuds fall into the correct position. The Torc earbuds will show a solid red LED when charging. LEDs will turn off when Torc earbuds are fully charged. The battery case will shut down automatically when the Torc earbuds both reach full charge or when both the earbuds are removed from the case.

2

CHARGING EXTERNAL DEVICES WITH POWER BANK CHARGING CASE

External devices like phones or other small electronics that can charge via USB, can be plugged into the USB port (large port). Using the device's charging cord, plug into the bottom USB port on the charging case and turn on the charging case listing a long press of the center button on the case. The charging case will charge both the external device and the earbuds at the same time.



FIRST TIME USE FOR DUAL EARBUD MODE (If you want to use a single earbud, please refer to section "Single Earbud Use" on Page 6.)

- 1 Make sure the Torc earbuds are charged (Please refer to section "Charging the Torc Earbuds" on page 2) and Bluetooth device (phone, computer, tablet, etc.) is turned on with the Bluetooth feature enabled (this is usually found in settings). 2 Remove charged earbuds from charging case. They will turn on and pair together automatically. 3 Both earbuds will pair together; both will announce "Connected". 4 When in dual earbud mode, either earbud can act as the communicator + Once both earbuds are on, the communicator earbud will flash red and blue. 5 Your device will detect the Torc's pairing name "Wicked Torc". Select

3

"Wicked Torc" on your device to start pairing to your device. 6 The communicator earbud will announce "Connected" when paired with your device and then the LED will show flash blue. 7 You're ready to go!

FUTURE USE AFTER INITIAL PAIRING THE TORC TO YOUR DEVICE (If this is the first time the Torc earbuds are being paired to your Bluetooth device, or if the Torc earbuds were "forgotten", please see "First Time Use" section on Page 3.) (If you want to use a single earbud, please refer to section "Single Earbud Use" on Page 6.)

CONTINUED USE AFTER INITIAL PAIRING OF THE TORC TO YOUR DEVICE Continued use after initial pairing the Torc to your device 1 Remove buds. They will pair to each other automatically. 2 Earbuds will automatically pair to the last device it was paired to.

TURNING ON EARBUDS There are two ways to turn on the earbuds: 1 Remove earbuds from their charging case. OR 2 Hold both center buttons for 1-2 seconds. (This is when the earbuds have shut down outside of the charging case.)

TURNING OFF EARBUDS There are two ways to turn off the earbuds: 1 Place earbuds back into their charging case. They will automatically turn off. OR 2 Hold center button, on either right or left earbud, for 5 seconds. You will hear a shut-down beep.

4

DISCONNECTED When out of range, or if your device becomes disconnected from the Torc earbuds, the Torc earbuds will automatically go into pairing mode with the communicator earbud's LED Flashing Red/Blue.

PAUSE/PLAY When both earbuds are paired to your device you can pause and play your music by using a short press on the center button with either the left or right earbud. (Please note when using BOTH earbuds, you can perform this function using EITHER earbud.)

NEXT/PREVIOUS Next - Double Press button on Right Earbud Previous - Double Press button on Left Earbud

ANSWER/HANGUP When both earbuds are connected, answer or hang up by using a short press on the center button on either the left or right earbud.

INCOMING CALL When receiving an incoming call, the earbuds will detect the device's programmed ringtone (this may differ depending on your device). You can answer by using a short press on the center button on either the left or right earbud.

5

LOW BATTERIES When the earbuds have approximately 10% battery life the earbuds will announce "Low Battery". After around 4 minutes the earbud will repeat the announcement and then shut off. The communicator earbud might lose battery life before the other earbud. At this point you can shut off the non-communicator earbud and charge both earbuds, or choose to use the non-communicator earbud for an additional time in single earbud mode. Please follow the instructions in the section "First Time Use- For Single Earbud Use" below.

FIRST TIME USE- FOR SINGLE EARBUD USE 1- Remove one earbud, keep other earbud off and in case. 2a- If earbuds have previously been connected to your device, either earbud will automatically pair in single mode. 2b- If this is your first time connecting these earbuds to your device, "Wicked Torc" will appear in Bluetooth menu. Pair to "Wicked Torc."

Note: To return to "Dual Earbud Mode" 1 Remove second earbud from charging case and it will automatically sync to your other earbud and pair to your device

Note: To switch from "Dual Earbud Mode" to "Single Earbud Mode" 1 Place either earbud in charging case or turn it off. The other earbud will continue working with your device.

6

ONLY ONE EARBUD CONNECTING TO DEVICE AT A TIME? Sync earbuds together by following steps below: 1 Forget all "Wicked Torc" in your device's Bluetooth settings. 2 Turn off Bluetooth setting on your device. 3 Replug the earbuds in the charging case to turn them off 4 Turn Bluetooth back on your device 5 Remove the earbuds from the charging case. The earbuds will turn on and sync together automatically. 6 Find/Select "Wicked Torc" on your device

7

PRECAUTIONS 1. Do not use the earbuds if you experience any of the following symptoms: a) Allergic reactions such as redness, itching, or swelling. b) Skin irritation or discomfort. c) Dizziness or lightheadedness. d) Headaches or migraines. e) Nausea or vomiting. f) Difficulty breathing. g) Chest pain or tightness. h) Changes in voice or hearing. i) Changes in taste or smell. j) Changes in vision. k) Changes in touch or feeling. l) Changes in smell or taste. m) Changes in hearing or vision. n) Changes in touch or feeling. o) Changes in smell or taste. p) Changes in hearing or vision. q) Changes in touch or feeling. r) Changes in smell or taste. s) Changes in hearing or vision. t) Changes in touch or feeling. u) Changes in smell or taste. v) Changes in hearing or vision. w) Changes in touch or feeling. x) Changes in smell or taste. y) Changes in hearing or vision. z) Changes in touch or feeling. aa) Changes in smell or taste. ab) Changes in hearing or vision. ac) Changes in touch or feeling. ad) Changes in smell or taste. ae) Changes in hearing or vision. af) Changes in touch or feeling. ag) Changes in smell or taste. ah) Changes in hearing or vision. ai) Changes in touch or feeling. aj) Changes in smell or taste. ak) Changes in hearing or vision. al) Changes in touch or feeling. am) Changes in smell or taste. an) Changes in hearing or vision. ao) Changes in touch or feeling. ap) Changes in smell or taste. aq) Changes in hearing or vision. ar) Changes in touch or feeling. as) Changes in smell or taste. at) Changes in hearing or vision. au) Changes in touch or feeling. av) Changes in smell or taste. aw) Changes in hearing or vision. ax) Changes in touch or feeling. ay) Changes in smell or taste. az) Changes in hearing or vision. ba) Changes in touch or feeling. bb) Changes in smell or taste. bc) Changes in hearing or vision. bd) Changes in touch or feeling. be) Changes in smell or taste. bf) Changes in hearing or vision. bg) Changes in touch or feeling. bh) Changes in smell or taste. bi) Changes in hearing or vision. bj) Changes in touch or feeling. bk) Changes in smell or taste. bl) Changes in hearing or vision. bm) Changes in touch or feeling. bn) Changes in smell or taste. bo) Changes in hearing or vision. bp) Changes in touch or feeling. bq) Changes in smell or taste. br) Changes in hearing or vision. bs) Changes in touch or feeling. bt) Changes in smell or taste. bu) Changes in hearing or vision. bv) Changes in touch or feeling. bw) Changes in smell or taste. bx) Changes in hearing or vision. by) Changes in touch or feeling. bz) Changes in smell or taste. ca) Changes in hearing or vision. cb) Changes in touch or feeling. cc) Changes in smell or taste. cd) Changes in hearing or vision. ce) Changes in touch or feeling. cf) Changes in smell or taste. cg) Changes in hearing or vision. ch) Changes in touch or feeling. ci) Changes in smell or taste. cj) Changes in hearing or vision. ck) Changes in touch or feeling. cl) Changes in smell or taste. cm) Changes in hearing or vision. cn) Changes in touch or feeling. co) Changes in smell or taste. cp) Changes in hearing or vision. cq) Changes in touch or feeling. cr) Changes in smell or taste. cs) Changes in hearing or vision. ct) Changes in touch or feeling. cu) Changes in smell or taste. cv) Changes in hearing or vision. cw) Changes in touch or feeling. cx) Changes in smell or taste. cy) Changes in hearing or vision. cz) Changes in touch or feeling. da) Changes in smell or taste. db) Changes in hearing or vision. dc) Changes in touch or feeling. dd) Changes in smell or taste. de) Changes in hearing or vision. df) Changes in touch or feeling. dg) Changes in smell or taste. dh) Changes in hearing or vision. di) Changes in touch or feeling. dj) Changes in smell or taste. dk) Changes in hearing or vision. dl) Changes in touch or feeling. dm) Changes in smell or taste. dn) Changes in hearing or vision. do) Changes in touch or feeling. dp) Changes in smell or taste. dq) Changes in hearing or vision. dr) Changes in touch or feeling. ds) Changes in smell or taste. dt) Changes in hearing or vision. du) Changes in touch or feeling. dv) Changes in smell or taste. dw) Changes in hearing or vision. dx) Changes in touch or feeling. dy) Changes in smell or taste. dz) Changes in hearing or vision. ea) Changes in touch or feeling. eb) Changes in smell or taste. ec) Changes in hearing or vision. ed) Changes in touch or feeling. ee) Changes in smell or taste. ef) Changes in hearing or vision. eg) Changes in touch or feeling. eh) Changes in smell or taste. ei) Changes in hearing or vision. ej) Changes in touch or feeling. ek) Changes in smell or taste. el) Changes in hearing or vision. em) Changes in touch or feeling. en) Changes in smell or taste. eo) Changes in hearing or vision. ep) Changes in touch or feeling. eq) Changes in smell or taste. er) Changes in hearing or vision. es) Changes in touch or feeling. et) Changes in smell or taste. eu) Changes in hearing or vision. ev) Changes in touch or feeling. ew) Changes in smell or taste. ex) Changes in hearing or vision. ey) Changes in touch or feeling. ez) Changes in smell or taste. fa) Changes in hearing or vision. fb) Changes in touch or feeling. fc) Changes in smell or taste. fd) Changes in hearing or vision. fe) Changes in touch or feeling. ff) Changes in smell or taste. fg) Changes in hearing or vision. fh) Changes in touch or feeling. fi) Changes in smell or taste. fj) Changes in hearing or vision. fk) Changes in touch or feeling. fl) Changes in smell or taste. fm) Changes in hearing or vision. fn) Changes in touch or feeling. fo) Changes in smell or taste. fp) Changes in hearing or vision. fq) Changes in touch or feeling. fr) Changes in smell or taste. fs) Changes in hearing or vision. ft) Changes in touch or feeling. fu) Changes in smell or taste. fv) Changes in hearing or vision. fw) Changes in touch or feeling. fx) Changes in smell or taste. fy) Changes in hearing or vision. fz) Changes in touch or feeling. ga) Changes in smell or taste. gb) Changes in hearing or vision. gc) Changes in touch or feeling. gd) Changes in smell or taste. ge) Changes in hearing or vision. gf) Changes in touch or feeling. gg) Changes in smell or taste. gh) Changes in hearing or vision. gi) Changes in touch or feeling. gj) Changes in smell or taste. gk) Changes in hearing or vision. gl) Changes in touch or feeling. gm) Changes in smell or taste. gn) Changes in hearing or vision. go) Changes in touch or feeling. gp) Changes in smell or taste. gq) Changes in hearing or vision. gr) Changes in touch or feeling. gs) Changes in smell or taste. gt) Changes in hearing or vision. gu) Changes in touch or feeling. gv) Changes in smell or taste. gw) Changes in hearing or vision. gx) Changes in touch or feeling. gy) Changes in smell or taste. gz) Changes in hearing or vision. ha) Changes in touch or feeling. hb) Changes in smell or taste. hc) Changes in hearing or vision. hd) Changes in touch or feeling. he) Changes in smell or taste. hf) Changes in hearing or vision. hg) Changes in touch or feeling. hh) Changes in smell or taste. hi) Changes in hearing or vision. hj) Changes in touch or feeling. hk) Changes in smell or taste. hl) Changes in hearing or vision. hm) Changes in touch or feeling. hn) Changes in smell or taste. ho) Changes in hearing or vision. hp) Changes in touch or feeling. hq) Changes in smell or taste. hr) Changes in hearing or vision. hs) Changes in touch or feeling. ht) Changes in smell or taste. hu) Changes in hearing or vision. hv) Changes in touch or feeling. hw) Changes in smell or taste. hx) Changes in hearing or vision. hy) Changes in touch or feeling. hz) Changes in smell or taste. ia) Changes in hearing or vision. ib) Changes in touch or feeling. ic) Changes in smell or taste. id) Changes in hearing or vision. ie) Changes in touch or feeling. if) Changes in smell or taste. ig) Changes in hearing or vision. ih) Changes in touch or feeling. ii) Changes in smell or taste. ij) Changes in hearing or vision. ik) Changes in touch or feeling. il) Changes in smell or taste. im) Changes in hearing or vision. in) Changes in touch or feeling. io) Changes in smell or taste. ip) Changes in hearing or vision. iq) Changes in touch or feeling. ir) Changes in smell or taste. is) Changes in hearing or vision. it) Changes in touch or feeling. iu) Changes in smell or taste. iv) Changes in hearing or vision. iw) Changes in touch or feeling. ix) Changes in smell or taste. iy) Changes in hearing or vision. iz) Changes in touch or feeling. ja) Changes in smell or taste. jb) Changes in hearing or vision. jc) Changes in touch or feeling. jd) Changes in smell or taste. je) Changes in hearing or vision. jf) Changes in touch or feeling. jg) Changes in smell or taste. jh) Changes in hearing or vision. ji) Changes in touch or feeling. jj) Changes in smell or taste. jk) Changes in hearing or vision. jl) Changes in touch or feeling. jm) Changes in smell or taste. jn) Changes in hearing or vision. jo) Changes in touch or feeling. jp) Changes in smell or taste. jq) Changes in hearing or vision. jr) Changes in touch or feeling. js) Changes in smell or taste. jt) Changes in hearing or vision. ju) Changes in touch or feeling. jv) Changes in smell or taste. jw) Changes in hearing or vision. jx) Changes in touch or feeling. jy) Changes in smell or taste. jz) Changes in hearing or vision. ka) Changes in touch or feeling. kb) Changes in smell or taste. kc) Changes in hearing or vision. kd) Changes in touch or feeling. ke) Changes in smell or taste. kf) Changes in hearing or vision. kg) Changes in touch or feeling. kh) Changes in smell or taste. ki) Changes in hearing or vision. kj) Changes in touch or feeling. kl) Changes in smell or taste. km) Changes in hearing or vision. kn) Changes in touch or feeling. ko) Changes in smell or taste. kp) Changes in hearing or vision. kq) Changes in touch or feeling. kr) Changes in smell or taste. ks) Changes in hearing or vision. kt) Changes in touch or feeling. ku) Changes in smell or taste. kv) Changes in hearing or vision. kw) Changes in touch or feeling. kx) Changes in smell or taste. ky) Changes in hearing or vision. kz) Changes in touch or feeling. la) Changes in smell or taste. lb) Changes in hearing or vision. lc) Changes in touch or feeling. ld) Changes in smell or taste. le) Changes in hearing or vision. lf) Changes in touch or feeling. lg) Changes in smell or taste. lh) Changes in hearing or vision. li) Changes in touch or feeling. lj) Changes in smell or taste. lk) Changes in hearing or vision. ll) Changes in touch or feeling. lm) Changes in smell or taste. ln) Changes in hearing or vision. lo) Changes in touch or feeling. lp) Changes in smell or taste. lq) Changes in hearing or vision. lr) Changes in touch or feeling. ls) Changes in smell or taste. lt) Changes in hearing or vision. lu) Changes in touch or feeling. lv) Changes in smell or taste. lw) Changes in hearing or vision. lx) Changes in touch or feeling. ly) Changes in smell or taste. lz) Changes in hearing or vision. ma) Changes in touch or feeling. mb) Changes in smell or taste. mc) Changes in hearing or vision. md) Changes in touch or feeling. me) Changes in smell or taste. mf) Changes in hearing or vision. mg) Changes in touch or feeling. mh) Changes in smell or taste. mi) Changes in hearing or vision. mj) Changes in touch or feeling. mk) Changes in smell or taste. ml) Changes in hearing or vision. mn) Changes in touch or feeling. mo) Changes in smell or taste. mp) Changes in hearing or vision. mq) Changes in touch or feeling. mr) Changes in smell or taste. ms) Changes in hearing or vision. mt) Changes in touch or feeling. mu) Changes in smell or taste. mv) Changes in hearing or vision. mw) Changes in touch or feeling. mx) Changes in smell or taste. my) Changes in hearing or vision. mz) Changes in touch or feeling. na) Changes in smell or taste. nb) Changes in hearing or vision. nc) Changes in touch or feeling. nd) Changes in smell or taste. ne) Changes in hearing or vision. nf) Changes in touch or feeling. ng) Changes in smell or taste. nh) Changes in hearing or vision. ni) Changes in touch or feeling. nj) Changes in smell or taste. nk) Changes in hearing or vision. nl) Changes in touch or feeling. nm) Changes in smell or taste. nn) Changes in hearing or vision. no) Changes in touch or feeling. np) Changes in smell or taste. nq) Changes in hearing or vision. nr) Changes in touch or feeling. ns) Changes in smell or taste. nt) Changes in hearing or vision. nu) Changes in touch or feeling. nv) Changes in smell or taste. nw) Changes in hearing or vision. nx) Changes in touch or feeling. ny) Changes in smell or taste. nz) Changes in hearing or vision. oa) Changes in touch or feeling. ob) Changes in smell or taste. oc) Changes in hearing or vision. od) Changes in touch or feeling. oe) Changes in smell or taste. of) Changes in hearing or vision. og) Changes in touch or feeling. oh) Changes in smell or taste. oi) Changes in hearing or vision. oj) Changes in touch or feeling. ok) Changes in smell or taste. ol) Changes in hearing or vision. om) Changes in touch or feeling. on) Changes in smell or taste. oo) Changes in hearing or vision. op) Changes in touch or feeling. oq) Changes in smell or taste. or) Changes in hearing or vision. os) Changes in touch or feeling. ot) Changes in smell or taste. ou) Changes in hearing or vision. ov) Changes in touch or feeling. ow) Changes in smell or taste. ox) Changes in hearing or vision. oy) Changes in touch or feeling. oz) Changes in smell or taste. pa) Changes in hearing or vision. pb) Changes in touch or feeling. pc) Changes in smell or taste. pd) Changes in hearing or vision. pe) Changes in touch or feeling. pf) Changes in smell or taste. pg) Changes in hearing or vision. ph) Changes in touch or feeling. pi) Changes in smell or taste. pj) Changes in hearing or vision. pk) Changes in touch or feeling. pl) Changes in smell or taste. pm) Changes in hearing or vision. pn) Changes in touch or feeling. po) Changes in smell or taste. pp) Changes in hearing or vision. pq) Changes in touch or feeling. pr) Changes in smell or taste. ps) Changes in hearing or vision. pt) Changes in touch or feeling. pu) Changes in smell or taste. pv) Changes in hearing or vision. pw) Changes in touch or feeling. px) Changes in smell or taste. py) Changes in hearing or vision. pz) Changes in touch or feeling. qa) Changes in smell or taste. qb) Changes in hearing or vision. qc) Changes in touch or feeling. qd) Changes in smell or taste. qe) Changes in hearing or vision. qf) Changes in touch or feeling. qg) Changes in smell or taste. qh) Changes in hearing or vision. qi) Changes in touch or feeling. qj) Changes in smell or taste. qk) Changes in hearing or vision. ql) Changes in touch or feeling. qm) Changes in smell or taste. qn) Changes in hearing or vision. qo) Changes in touch or feeling. qp) Changes in smell or taste. qq) Changes in hearing or vision. qr) Changes in touch or feeling. qs) Changes in smell or taste. qt) Changes in hearing or vision. qu) Changes in touch or feeling. qv) Changes in smell or taste. qw) Changes in hearing or vision. qx) Changes in touch or feeling. qy) Changes in smell or taste. qz) Changes in hearing or vision. ra) Changes in touch or feeling. rb) Changes in smell or taste. rc) Changes in hearing or vision. rd) Changes in touch or feeling. re) Changes in smell or taste. rf) Changes in hearing or vision. rg) Changes in touch or feeling. rh) Changes in smell or taste. ri) Changes in hearing or vision. rj) Changes in touch or feeling. rk) Changes in smell or taste. rl) Changes in hearing or vision. rm) Changes in touch or feeling. rn) Changes in smell or taste. ro) Changes in hearing or vision. rp) Changes in touch or feeling. rq) Changes in smell or taste. rr) Changes in hearing or vision. rs) Changes in touch or feeling. rt) Changes in smell or taste. ru) Changes in hearing or vision. rv) Changes in touch or feeling. rw) Changes in smell or taste. rx) Changes in hearing or vision. ry) Changes in touch or feeling. rz) Changes in smell or taste. sa) Changes in hearing or vision. sb) Changes in touch or feeling. sc) Changes in smell or taste. sd) Changes in hearing or vision. se) Changes in touch or feeling. sf) Changes in smell or taste. sg) Changes in hearing or vision. sh) Changes in touch or feeling. si) Changes in smell or taste. sj) Changes in hearing or vision. sk) Changes in touch or feeling. sl) Changes in smell or taste. sm) Changes in hearing or vision. sn) Changes in touch or feeling. so) Changes in smell or taste. sp) Changes in hearing or vision. sq) Changes in touch or feeling. sr) Changes in smell or taste. ss) Changes in hearing or vision. st) Changes in touch or feeling. su) Changes in smell or taste. sv) Changes in hearing or vision. sw) Changes in touch or feeling. sx) Changes in smell or taste. sy) Changes in hearing or vision. sz) Changes in touch or feeling. ta) Changes in smell or taste. tb) Changes in hearing or vision. tc) Changes in touch or feeling. td) Changes in smell or taste. te) Changes in hearing or vision. tf) Changes in touch or feeling. tg) Changes in smell or taste. th) Changes in hearing or vision. ti) Changes in touch or feeling. tj) Changes in smell or taste. tk) Changes in hearing or vision. tl) Changes in touch or feeling. tm) Changes in smell or taste. tn) Changes in hearing or vision. to) Changes in touch or feeling. tp) Changes in smell or taste. tq) Changes in hearing or vision. tr) Changes in touch or feeling. ts) Changes in smell or taste. tt) Changes in hearing or vision. tu) Changes in touch or feeling. tv) Changes in smell or taste. tw) Changes in hearing or vision. tx) Changes in touch or feeling. ty) Changes in smell or taste. tz) Changes in hearing or vision. ua) Changes in touch or feeling. ub) Changes in smell or taste. uc) Changes in hearing or vision. ud) Changes in touch or feeling. ue) Changes in smell or taste. uf) Changes in hearing or vision. ug) Changes in touch or feeling. uh) Changes in smell or taste. ui) Changes in hearing or vision. uj) Changes in touch or feeling. uk) Changes in smell or taste. ul) Changes in hearing or vision. um) Changes in touch or feeling. un) Changes in smell or taste. uo) Changes in hearing or vision. up) Changes in touch or feeling. uq) Changes in smell or taste. ur) Changes in hearing or vision. us) Changes in touch or feeling. ut) Changes in smell or taste. uv) Changes in hearing or vision. uv) Changes in touch or feeling. vw) Changes in smell or taste. vx) Changes in hearing or vision. vy) Changes in touch or feeling. vz) Changes in smell or taste. wa) Changes in hearing or vision. wb) Changes in touch or feeling. wc) Changes in smell or taste. wd) Changes in hearing or vision. we) Changes in touch or feeling. wf) Changes in smell or taste. wg) Changes in hearing or vision. wh) Changes in touch or feeling. wi) Changes in smell or taste. wj) Changes in hearing or vision. wk) Changes in touch or feeling. wl) Changes in smell or taste. wm) Changes in hearing or vision. wn) Changes in touch or feeling. wo) Changes in smell or taste. wp) Changes in hearing or vision. wq) Changes in touch or feeling. wr) Changes in smell or taste. ws) Changes in hearing or vision. wt) Changes in touch or feeling. wv) Changes in smell or taste. ww) Changes in hearing or vision. wx) Changes in touch or feeling. wy) Changes in smell or taste. wz) Changes in hearing or vision. xa) Changes in touch or feeling. xb) Changes in smell or taste. xc) Changes in hearing or vision. xd) Changes in touch or feeling. xe) Changes in smell or taste. xf) Changes in hearing or vision. xg) Changes in touch or feeling. xh) Changes in smell or taste. xi) Changes in hearing or vision. xj) Changes in touch or feeling. xk) Changes in smell or taste. xl) Changes in hearing or vision. xm) Changes in touch or feeling. xn) Changes in smell or taste. xo) Changes in hearing or vision. xp) Changes in touch or feeling. xq) Changes in smell or taste. xr) Changes in hearing or vision. xs) Changes in touch or feeling. xt) Changes in smell or taste. xu) Changes in hearing or vision. xv) Changes in touch or feeling. xv) Changes in smell or taste. xw) Changes in hearing or vision. xz) Changes in touch or feeling. ya) Changes in smell or taste. yb) Changes in hearing or vision. yc) Changes in touch or feeling. yd) Changes in smell or taste. ye) Changes in hearing or vision. yf) Changes in touch or feeling. yg) Changes in smell or taste. yh) Changes in hearing or vision. yi) Changes in touch or feeling. yj) Changes in smell or taste. yk) Changes in hearing or vision. yl) Changes in touch or feeling. ym) Changes in smell or taste. yn) Changes in hearing or vision. yo) Changes in touch or feeling. yp) Changes in smell or taste. yq) Changes in hearing or vision. yr) Changes in touch or feeling. ys) Changes in smell or taste. yt) Changes in hearing or vision. yu) Changes in touch or feeling. yv) Changes in smell or taste. yw) Changes in hearing or vision. yx) Changes in touch or feeling. yy) Changes in smell or taste. yz) Changes in hearing or vision. za) Changes in touch or feeling. zb) Changes in smell or taste. zc) Changes in hearing or vision. zd) Changes in touch or feeling. ze) Changes in smell or taste. zf) Changes in hearing or vision. zg) Changes in touch or feeling. zh) Changes in smell or taste. zi) Changes in hearing or vision. zj) Changes in touch or feeling. zk) Changes in smell or taste. zl) Changes in hearing or vision. zm) Changes in touch or feeling. zn) Changes in smell or taste. zo) Changes in hearing or vision. zp) Changes in touch or feeling. zq) Changes in smell or taste. zr) Changes in hearing or vision. zs) Changes in touch or feeling. zt) Changes in smell or taste. zu) Changes in hearing or vision. zv) Changes in touch or feeling. zv) Changes in smell or taste. zw) Changes in hearing or vision. zx) Changes in touch or feeling. zy) Changes in smell or taste. zz) Changes in hearing or vision.

8

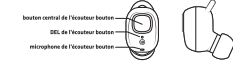
WARRANTY LIMITED WARRANTY: WICKED AUDIO, INC. 1 Year Limited Warranty. Model #: WICKEDTORC-CANON-TRW010-CANON-FORW010-CANON-TRW010-CA. © 2020 WICKED AUDIO

Made in China

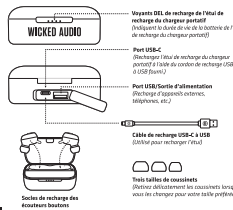


TORC
TRUE WIRELESS

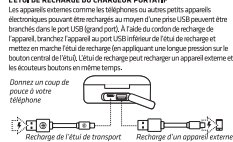
ÉCOUTEURS BOUTONS TORC



ÉTU DE RECHARGE DU CHARGEUR PORTATIF



RECHARGE D'APPARELS EXTERNES AVEC L'ÉTAT DE RECHARGE DU CHARGEUR PORTATIF



RECHARGE D'APPARELS EXTERNES AVEC L'ÉTAT DE RECHARGE DU CHARGEUR PORTATIF

- 1 Assurez-vous que les écouteurs boutons Torc sont chargés...
2 Retirez les écouteurs boutons chargés de l'état de recharge...
3 Les deux écouteurs boutons se jumellent...
4 Lorsque les deux écouteurs boutons sont allumés...

RECHARGE DE L'ÉTAT DE RECHARGE DU CHARGEUR PORTATIF

Pour recharger l'état de recharge, utilisez le cordon de recharge USB-C à USB fourni...



- Voyants d'état des écouteurs boutons: Recharge en cours...
Voyants d'état de l'état de recharge: Recharge en cours...
RECHARGE DES ÉCOUTEURS BOUTONS TORC: Placez délicatement les écouteurs boutons Torc...

MISE À L'ARRÊT DES ÉCOUTEURS BOUTONS

Il y a deux façons d'éteindre les écouteurs boutons: 1 Replacer les écouteurs boutons dans leur état de recharge...

RECONNEXION

Lorsque vous êtes hors de la portée ou si votre appareil est déconnecté des écouteurs boutons Torc, les écouteurs boutons Torc passent automatiquement en mode jumelage...

REPENDRE/RACROCHER

Lorsque les deux écouteurs boutons sont connectés, vous pouvez répondre ou raccrocher en appliquant une courte pression sur le bouton central de l'un des deux écouteurs boutons.

APPEL ENTRAÎNÉ

Lors de la réception d'un appel entrant, les écouteurs boutons détectent la sonnerie programmée de l'appareil (cela peut être différent d'un appareil à l'autre).

PRÊS PRÊLES

Lorsque l'autonomie des écouteurs boutons atteint environ 90%, il s'allume « Low Battery » (Batterie faible). Après environ quatre minutes, l'écouteur bouton respire l'annonce, puis s'éteint.

PREMIÈRE UTILISATION - POUR L'UTILISATION D'UN SEUL ÉCOUTEUR BOUTON

1- Retirez le deuxième écouteur de l'état de chargement et il se synchronise automatiquement avec votre autre écouteur et se jumelle à votre appareil.

UN SEUL ÉCOUTEUR BOUTON CONNECTÉ À L'APPAREIL À LA FOIS ?

- 1 Touchez trois fois « Wicked Torc » dans les paramètres Bluetooth de votre appareil.
2 Désactivez les paramètres Bluetooth de votre appareil.
3 Remplacez les écouteurs boutons dans l'état de chargement pour les éteindre.
4 Réactivez le Bluetooth sur votre appareil.
5 Retirez les écouteurs de l'état de chargement. Les écouteurs s'allument et se synchronisent automatiquement.
6 Touchez « Sélectionnez » Wicked Torc sur votre appareil.

PREMIÈRE UTILISATION - POUR L'UTILISATION D'UN SEUL ÉCOUTEUR BOUTON
1- Retirez le deuxième écouteur de l'état de chargement et il se synchronise automatiquement avec votre autre écouteur et se jumelle à votre appareil.
Remarque: Pour passer du « Mode à deux écouteurs boutons » au « Mode à un seul écouteur bouton »
1- Placez l'écouteur dans l'état de chargement et appuyez sur l'autre écouteur continue à fonctionner avec votre appareil.

REMARQUE: Les écouteurs boutons Torc ne sont pas compatibles avec les appareils qui ne prennent pas en charge le Bluetooth.
REMARQUE: Les écouteurs boutons Torc ne sont pas compatibles avec les appareils qui ne prennent pas en charge le Bluetooth.

WICKED AUDIO
100% RECHARGEABLE
100% RECHARGEABLE
100% RECHARGEABLE