

User Manual

Model: WI-BTS30



Bluetooth

The Bluetooth® word mark and logos are registered trademarks owned by Bluetooth SIG, Inc. and any use of such marks by Wicked Audio Inc. is under license. Other trademarks and trade names are those of their respective owners.

SPECIFICATIONS


RANGE 32FT / 10M
2 DRIVERS 45MM
AUX IN / POWER CORD 3FT / 1M
LITHIUM ION BATTERY LIFE 7-8hrs
CHARGE TIME 4-5hrs

DC 5V 1800MAH INPUT
4 OHM 3 WATT SPEAKER

LIFETIME WARRANTY

Keep your receipt to obtain warranty service.
Go to www.wickedaudio.com for more details.

WICKED AUDIO, INC.
875 W 325 N
Lindon, UT 84042



CHARGING

Plug the USB end of the charging cord into a power supply, then plug the Micro USB end into the Micro USB port on the back of the Outcry Extreme.

L.E.D. will flash red to begin charge.

L.E.D. will flash green as nears fully charged.

L.E.D. will change to a solid green when fully charged.

The L.E.D. will only turn a solid green if the speaker is turned off.

BLUETOOTH

Make sure that the speaker is charged and your Bluetooth device is turned on with the Bluetooth feature enabled.

Turn on the speaker and the L.E.D. will flash blue.

Your Bluetooth device should detect "WICKED OUTCRY X."

Select "WICKED OUTCRY X" to pair. Once successfully paired, the L.E.D. will switch to a solid blue.

(Note: Bluetooth mode will not activate while aux cord is connected).

AUX

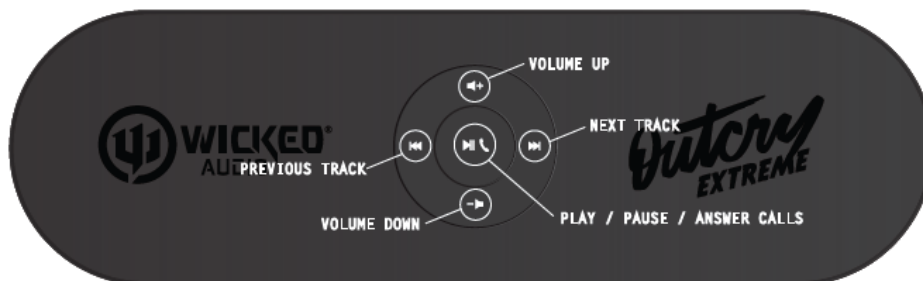
Connect one end of the AUX cord to the Outcry Extreme and the other end to your music device.







PHONE

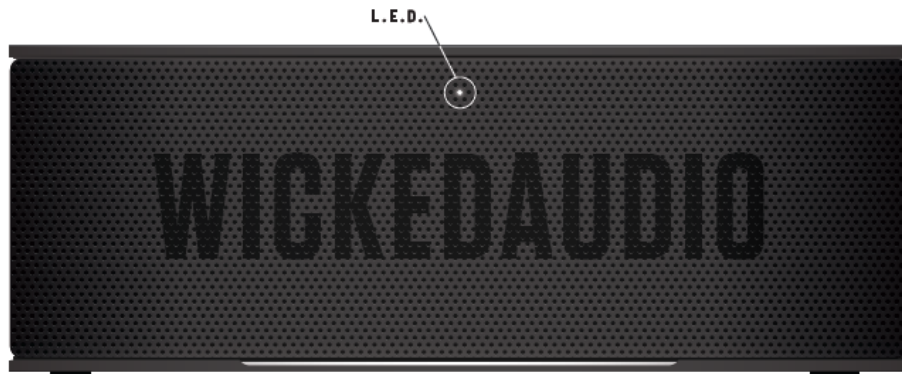
Press the  Button to answer the incoming call.

Press the  Button to hang up the call.

(Note: Must be in Bluetooth mode).


**FUNCTIONS**

	1 PRESS	NEXT TRACK.
	1 PRESS	PREVIOUS TRACK.
	1 PRESS	VOLUME UP.
	1 PRESS	VOLUME DOWN.
	1 PRESS	PLAY / PAUSE / ANSWER AND HANG UP PHONE CALLS.
	LONG PRESS	SWITCHES BETWEEN BLUETOOTH AND LINE IN MODES.



L.E.D. STATES

SOLID BLUE	BLUETOOTH PAIRED / BLUETOOTH PLAY MODE / AUX-IN MODE / ANSWERING INCOMING CALL.
FLASHING BLUE	BLUETOOTH PAIRING / BLUETOOTH IS DISCONNECTED / INCOMING CALL.
SOLID RED	CHARGING.
SOLID GREEN	FULLY CHARGED <i>(Green light only shows when speaker is off.)</i>



FCC Statement

Changes or modifications not expressly approved by the party responsible for compliance could void the user's authority to operate the equipment.

This equipment has been tested and found to comply with the limits for a Class B digital device, pursuant to Part 15 of the FCC Rules. These limits are designed to provide reasonable protection against harmful interference in a residential installation. This equipment generates uses and can radiate radio frequency energy and, if not installed and used in accordance with the instructions, may cause harmful interference to radio communications. However, there is no guarantee that interference will not occur in a particular installation. If this equipment does cause harmful interference to radio or television reception, which can be determined by turning the equipment off and on, the user is encouraged to try to correct the interference by one or more of the following measures:

- Reorient or relocate the receiving antenna.
- Increase the separation between the equipment and receiver.
- Connect the equipment into an outlet on a circuit different from that to which the receiver is connected.
- Consult the dealer or an experienced radio/TV technician for help

This device complies with part 15 of the FCC rules. Operation is subject to the following two conditions (1) this device may not cause harmful interference, and (2) this device must accept any interference received, including interference that may cause undesired operation

Industry Canada

**This device complies with Industry Canada licence-exempt RSS standard(s):
Operation is subject to the following Two conditions:(1) this device may not cause interference, and (2) this device must accept any interference, including interference that may cause undesired operation of the device.
The term "IC: " before the certification/registration number only signifies that the Industry Canada technical specifications were met.
This product meets the applicable Industry Canada technical specifications.**

Le présent appareil est conforme aux CNR d'Industrie Canada applicables aux appareils radio exempts de licence. L'exploitation est autorisée aux deux conditions suivantes : (1) l'appareil ne doit pas produire de brouillage, et (2) l'utilisateur de l'appareil doit accepter tout brouillage radioélectrique subi, même si le brouillage est susceptible d'en compromettre le fonctionnement