

## STEREO

FCC ID:2AFL7BOATROCKERZ




# BLUETOOTH HEADPHONES



- 1 Volume up/Next Song
- 2 Power on/off /Play/Pause/Answer
- 3 Volume down/Last Song
- 4 USB charging port
- 5 Microphone
- 6 Headphone port
- 7 Device Pairing LED

## Basic Operations


### Powering On/Off


Hold  button to power on device and stop playback. Please ensure the headset is fully charged before use.


### Bluetooth Pairing/Connection

Turn on the product. Bluetooth mode will be activated automatically. Enable bluetooth function on your media device. Search the bluetooth device named SM-896. Click or tap to connect(pair). After successful connection(pairing) you will hear a chime. Now you can play music, or use bluetooth phone functions.

### Music Playback Functions

 Press button for next song. Hold button to increase volume.

 Press button for previous song. Hold button to decrease volume.

 Press button to play or pause song and receive incoming calls, and end calls. Hold to call most recent contact.

## Included Cables

- 1 3.5mm (1/8) male to male AUX 

Plug one side of the aux cable into the headphone port and the other into your media device and use the headset while it is powered off. All bluetooth functionality is disabled when you do this.

- 2 Micro USB, DC 5V USB 

To charge device:  
Plug the small side of the micro usb cable into the usb charging port on your headset and plug the large end into usb port on a computer, or ac adapter (not included).

## Warnings & Precautions

- CAUTION: To prevent electric shock, match the wide blade of the line cord plug to the wide slot of the AC receptacle. Insert the plug fully into the receptacle.
- WARNING: To reduce the risk of fire or electric shock, do not expose this apparatus to rain or moisture.
- CAUTION: Use of controls or adjustments or performance of procedures other than those specified may result in hazardous radiation exposure.
- WARNING: Changes or modifications to this unit not expressly approved by the party responsible for compliance could void the user's authority to operate the equipment.
- WARNING: Do not place the unit on top of any soft, porous, or sensitive surfaces to avoid damaging the surface. Use a protective barrier between the unit and surface to protect the surface.
- WARNING: Use of this unit near fluorescent lighting may cause interference regarding use of the remote. If the unit is displaying erratic behavior move away from any fluorescent lighting, as it may be the cause.

## Important Safety Instructions

1. Read these Instructions.
2. Keep these Instructions.
3. Heed all Warnings.
4. Follow all instructions.
5. Do not use this apparatus near water.
6. Clean only with a dry cloth.
7. Do not block any ventilation openings. Install in accordance with the manufacturer's instructions.

8. Do not install near any heat sources such as radiators, heat registers, stoves, or other apparatus (including amplifiers) that produce heat.
9. Follow applicable laws and regulations for details for transport, shipping, and disposal of batteries. For details on recycling lithium, lithium-phosphate, and lithium-ion batteries, please contact a government recycling agency, your waste disposal service, or visit reputable online recycling sources such as [www.batteryrecycling.com](http://www.batteryrecycling.com).
10. Protect the power cord from being walked on or pinched particularly at plugs, convenience receptacles, and the point where they exit from the apparatus.
11. Only use attachments/accessories specified by the manufacturer.
12. Unplug this apparatus during lightning storms or when unused for long periods of time.
13. Refer all servicing to qualified service personnel. Servicing is required when the apparatus has been damaged in any way, such as power-supply cord or plug is damaged, liquid has been spilled or objects have fallen into the apparatus, the apparatus has been exposed to rain or moisture, does not operate normally, or has been dropped.
14. Headphones are capable of producing sound levels which can be harmful to your hearing. Do not listen at high volume for prolonged periods of time. Headphones may block out surrounding sounds. Never wear headphones while operating a vehicle. Use with caution. User assumes all risks associated with the use of this product.

NOTE: This equipment has been tested and found to comply with the limits for a Class B digital device, pursuant to part 15 of the FCC Rules. These limits are designed to provide reasonable protection against harmful interference in a residential installation. This equipment generates uses and can radiate radio frequency energy and, if not installed and used in accordance with the instructions, may cause harmful interference to radio communications. However, there is no guarantee that interference will not occur in a particular installation. If this equipment does cause harmful interference to radio or television reception, which can be determined by turning the equipment off and on, the user is encouraged to try to correct the interference by one or more of the following measures:

- Reorient or relocate the receiving antenna.
- Increase the separation between the equipment and receiver.
- Connect the equipment into an outlet on a circuit different from that to which the receiver is connected.
- Consult the dealer or an experienced radio/TV technician for help

Changes or modifications not expressly approved by the party responsible for compliance could void the user's authority to operate the equipment. This device complies with Part 15 of the FCC Rules. Operation is subject to the following two conditions:

- (1) this device may not cause harmful interference, and
- (2) this device must accept any interference received, including interference that may cause undesired operation.